

**TECHNICAL MANUAL
UNIT, DIRECT SUPPORT
AND GENERAL SUPPORT
MAINTENANCE PARTS LIST**

FOR

**HYDRAULIC EXCAVATOR
JOHN DEERE
MODEL 230LCR
NSN 3805-01-463-0804**

AND

**MODEL 230LCRD WITH ROCK DRILL
NSN 3805-01-463-0806**

DISTRIBUTION STATEMENT A - Approved for public release; distribution is unlimited.

Reproduced by permission of Deere & Company, Moline, IL © 2000.
All rights reserved.

**HEADQUARTERS, DEPARTMENT OF THE ARMY
15 FEBRUARY 2000**

TM 5-3805-280-24P

INSERT LATEST UPDATED PAGES. DESTROY SUPERSEDED DATA

LIST OF EFFECTED PAGES

Note: The portion of text or illustration effected by the updates is indicated by a vertical line in the outer margins of the page. Updates to wiring diagrams are indicated by shaded areas.

Dates of issue for original and updated pages are:

Original .. 0 .. 15 February 2000

TOTAL NUMBER OF PAGES IS 1104 CONSISTING OF THE FOLLOWING:

Page No.	*Revision No.	Page No.	*Revision No.	Page No.	*Revision No.
Title.....	0	0419-2, 0419-3	0	1910-2 – 1910-33.....	0
A	0	0420-2 – 0420-5	0	1913A-2, 1913A-3	0
B blank.....	0	0421-2.....	0	1913B-2, 1913B-3	0
i – iii	0	0422-1 – 0422-3	0	1919-2, 1919-3.....	0
iv blank	0	0423-2, 0423-3	0	2002-2, 2002-3.....	0
I-1 – I-5	0	0429-2 – 0429-8	0	2003-2, 2003-3.....	0
I-6 blank.....	0	0433-1, 0433-2	0	2004A-2, 2004A-3	0
I-7 – I-21	0	0452-1 – 0452-3	0	2005A-2, 2005A-3	0
I-22 blank.....	0	0505-2 – 0505-13	0	2013B-2, 2013B-3	0
0130-1 – 0130-17	0	0510-2 – 0510-11	0	2160-2 – 2160-19.....	0
0260-2 – 0260-23	0	0515-2 – 0515-5	0	2162A-2 – 2162A-4....	0
0400-2 – 0400-4	0	0520-2 – 0520-5	0	2163A-1, 2163A-2	0
0401-1	0	0530-2, 0530-3	0	2163B-1.....	0
0402-2 – 0402-6	0	0560-2 – 0560-7	0	2200-2 – 2200-367.....	0
0403-1	0	1320-2, 1320-3	0	2201A-2 – 2201A-20..	0
0404-2 – 0404-6	0	1369-2 – 1369-5	0	3301A-1, 3301A-2	0
0407-1 – 0407-6	0	1671A-2 – 1671A-4....	0	3302-1 – 3302-27.....	0
0408-1	0	1672-1.....	0	3315-2 – 3315-19.....	0
0409-2, 0409-3	0	1673A-2 – 1673A-7...	0	3340-2, 3340-3.....	0
0410-2	0	1674-2 – 1674-43	0	3360-2 – 3360-96.....	0
0413-1 – 0413-8	0	1740-2 – 1740-11	0	3362A-1 – 3362A-9....	0
0414-1	0	1801A-2, 1801A-3.....	0	4360-2 – 4360-6.....	0
0416-2, 0416-3	0	1810-2 – 1810-43	0	4400-1 – 4400-144....	0
0417-2, 0417-3	0	1821-2 – 1821-9	0	II-1 – II-20.....	0
0418-2, 0418-3	0	1830-2 – 1830-39	0		

*Zero in this column indicates an original page.

BLANK

UNIT, DIRECT SUPPORT
 AND GENERAL SUPPORT MAINTENANCE PARTS LIST

HYDRAULIC EXCAVATOR
 JOHN DEERE
 MODEL 230LCR
 NSN 3805-01-463-0804

AND
 MODEL 230LCRD WITH ROCK DRILL
 NSN 3805-01-463-0806

REPORTING ERRORS AND RECOMMENDING IMPROVEMENTS

You can help improve this publication. If you find any mistakes or if you know of a way to improve the procedures, please let us know. Submit your DA Form 2028-2 (Recommended Changes to Equipment Technical Publications), through the Internet, on the Army Electronic Product Support (AEPS) website. The Internet address is <http://aeprs.ria.army.mil>. If you need a password, scroll down and click on "ACCESS REQUEST FORM". The DA Form 2028 is located in the ONLINE FORMS PROCESSING section of the AEPS. Fill out the form and click on SUBMIT. Using this form on the AEPS will enable us to respond quicker to your comments and better manage the DA Form 2028 program. You may also mail, fax or email your letter, DA Form 2028, or DA Form 2028-2 direct to: Commander, U.S. Army Tank-automotive and Armaments Command, ATTN: AMSTA-LC-CI, Rock Island, IL 61299-7630. The email address is amsta-lc-ci@ria.army.mil. The fax number is DSN 793-0726 or Commercial (309) 782-0726.

Distribution Statement A: Approved for public release: distribution is unlimited.

TABLE OF CONTENTS

Page	Page
Introduction	Section 0402
I-1	Engine Continued
Section 0130	0402-2
Wheels, Tires, Tracks	Section 0403
0130-1	Engine Continued
Section 0260	0403-1
Axles and Suspension Systems	Section 0404
0260-2	Engine Continued
Section 0400	0404-2
Engine	Section 0407
0400-2	Engine Continued
Section 0401	0407-1
Engine Continued	
0401-1	

Page	Page
Section 0408 Engine Continued..... 0408-1	Section 0530 Engine Auxiliary System Continued..... 0530-2
Section 0409 Engine Continued..... 0409-2	Section 0560 Engine Auxiliary System Continued..... 0560-2
Section 0410 Engine Continued..... 0410-2	Section 1320 Miscellaneous Vehicle..... 1320-2
Section 0413 Engine Continued..... 0413-1	Section 1369 Miscellaneous Vehicle Continued..... 1369-2
Section 0414 Engine Continued..... 0414-1	Section 1671A Electrical System 1671A-2
Section 0416 Engine Continued..... 0416-2	Section 1672 Electrical System Continued..... 1672-1
Section 0417 Engine Continued..... 0417-2	Section 1673A Electrical System Continued..... 1673A-2
Section 0418 Engine Continued..... 0418-2	Section 1674 Electrical System Continued..... 1674-2
Section 0419 Engine Continued..... 0419-2	Section 1740 Frame, Chassis or Supporting Structure..... 1740-2
Section 0420 Engine Continued..... 0420-2	Section 1801A Operator's Station 1801A-2
Section 0421 Engine Continued..... 0421-2	Section 1810 Operator's Station Continued 1810-2
Section 0422 Engine Continued..... 0422-1	Section 1821 Operator's Station Continued 1821-2
Section 0423 Engine Continued..... 0423-2	Section 1830 Operator's Station Continued 1830-2
Section 0429 Engine Continued..... 0429-2	Section 1910 Sheet Metal and Styling 1910-2
Section 0433 Engine Continued..... 0433-1	Section 1913A Sheet Metal and Styling Continued..... 1913A-2
Section 0452 Engine Continued..... 0452-1	Section 1913B Sheet Metal and Styling Continued..... 1913B-2
Section 0505 Engine Auxiliary System 0505-2	Section 1919 Sheet Metal and Styling Continued..... 1919-2
Section 0510 Engine Auxiliary System Continued... 0510-2	Section 2002 Safety, Convenience and Miscellaneous 2002-2
Section 0515 Engine Auxiliary System Continued... 0515-2	Section 2003 Safety, Convenience and Miscellaneous Continued 2003-2
Section 0520 Engine Auxiliary System Continued... 0520-2	

Section 2004A

Safety, Convenience and
Miscellaneous Continued 2004A-2

Section 2005A

Safety, Convenience and
Miscellaneous Continued 2005A-2

Section 2013B

Safety, Convenience and
Miscellaneous Continued 2013B-2

Section 2160

Vehicle Main Hydraulic System 2160-2

Section 2162A

Vehicle Main Hydraulic System
Continued 2162A-2

Section 2163A

Vehicle Main Hydraulic System
Continued 2163A-1

Section 2163B

Vehicle Main Hydraulic System
Continued 2163B-1

Section 2200

Compressor 2200-2

Section 2201A

Compressor Continued 2201A-2

Section 3301A

Excavator 3301A-1

Section 3302

Excavator Continued..... 3302-2

Section 3315

Excavator Continued..... 3315-2

Section 3340

Excavator Continued..... 3340-2

Section 3360

Excavator Continued..... 3360-2

Section 3362A

Excavator Continued..... 3362A-2

Section 4360

Swing, Rotation or Pivoting System .. 4360-2

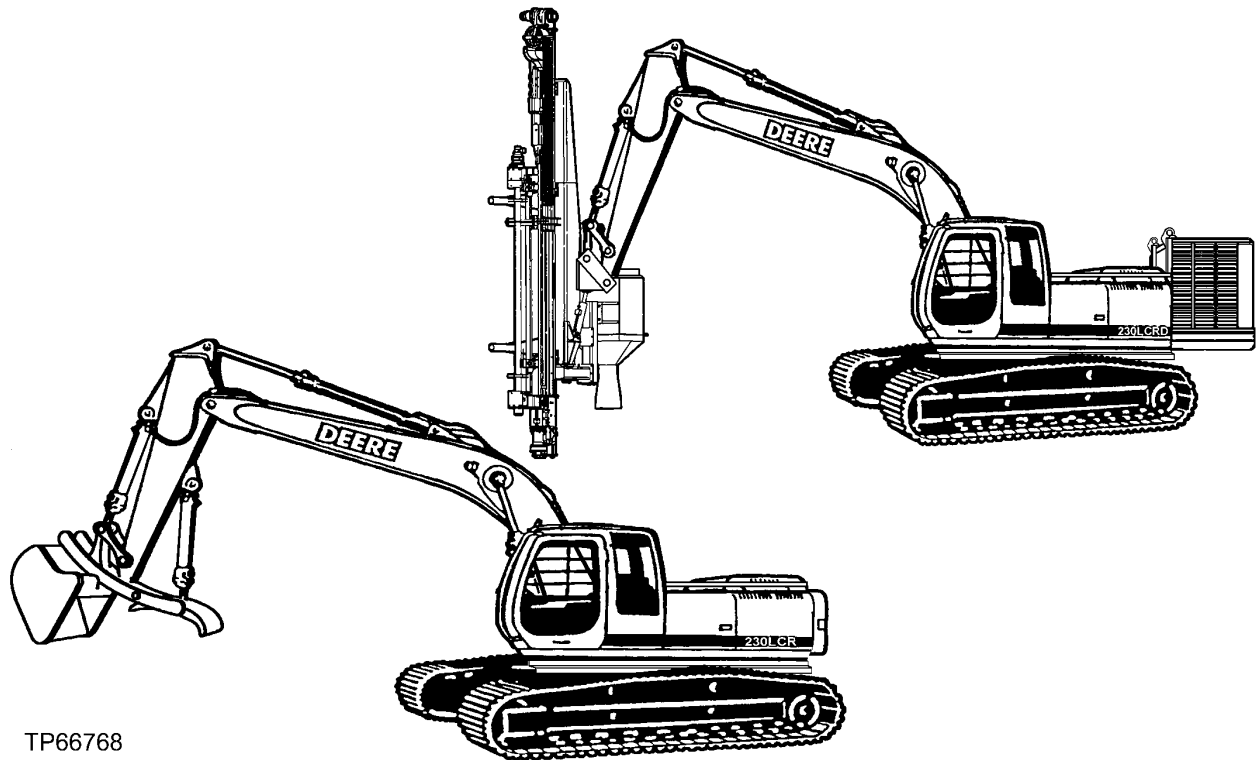
Section 4400

Rock Drill 4400-1

BLANK

INTRODUCTION AND CUSTOMER INFORMATION

TP66768 -UN-28OCT99



TP66768

*LEFT HAND VIEW OF JOHN DEERE 230LCR AND 230LCRD EXCAVATOR
(MANUFACTURED 1999-)*

TO THE CUSTOMER

THE PART NUMBERS IN THIS PARTS CATALOG WERE CORRECT AT THE TIME YOUR CATALOG WAS PUBLISHED. IT IS OUR POLICY TO CONSTANTLY IMPROVE OUR MACHINES AND, THEREFORE, PART NUMBERS MAY CHANGE. WHEN ORDERING PARTS, VERIFY PART NUMBERS THROUGH YOUR DEALER'S MICROFICHE WHICH IS UP-TO-DATE.

(SPECIFICATIONS AND DESIGN SUBJECT TO CHANGE WITHOUT NOTICE.)

SERIAL NUMBER LOCATIONS

EACH 230LCR AND 230LCRD HAS SEVEN SERIAL NUMBER PLATES:

A PRODUCT IDENTIFICATION NUMBER PLATE, AN ENGINE SERIAL NUMBER PLATE, A HYDRAULIC PUMP SERIAL NUMBER PLATE, A LEFT-HAND PROPEL MOTOR SERIAL NUMBER PLATE, A RIGHT-HAND PROPEL MOTOR SERIAL NUMBER PLATE, A SWING MOTOR SERIAL NUMBER PLATE AND MAIN CONTROL VALVE.

THE PRODUCT IDENTIFICATION PLATE IS LOCATED ON THE MAIN FRAME UNDER THE RIGHT-HAND FRONT CORNER OF THE CAB.

THE ENGINE SERIAL NUMBER PLATE IS LOCATED ON THE RIGHT SIDE OF THE CYLINDER BLOCK NEAR THE FUEL PUMP.

THE HYDRAULIC PUMP SERIAL NUMBER PLATE IS LOCATED NEAR THE FRONT OF THE HYDRAULIC PUMP.

THE SWING MOTOR SERIAL NUMBER PLATE IS LOCATED ON THE TOP OF THE SWING MOTOR.

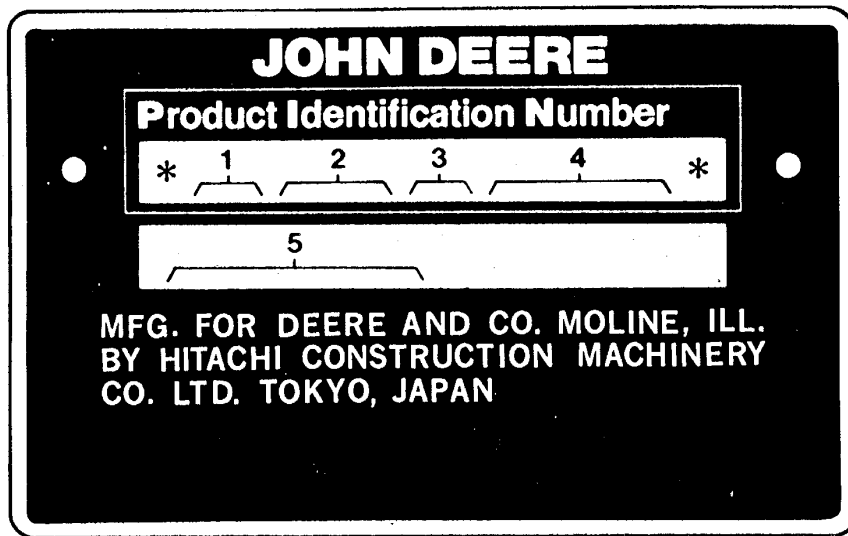
THE PROPEL MOTOR SERIAL NUMBER PLATE IS LOCATED ON THE REAR OF THE PROPEL MOTOR.

THE CONTROL VALVE SERIAL NUMBER PLATE IS LOCATED ON THE FRONT LEFT-HAND SIDE
LEFT SIDE, RIGHT SIDE, FRONT AND REAR OF THE EXCAVATOR ARE VIEWED BY FACING IN THE DIRECTION OF THE EXCAVATOR FORWARD TRAVEL.

IF PRODUCT IDENTIFICATION NUMBERS OR SERIAL NUMBERS ARE REQUIRED FOR WARRANTY CLAIMS OR CORRESPONDENCE PERTAINING TO THIS PRODUCT. IT IS EXTREMELY IMPORTANT THAT ALL CHARACTERS BE FURNISHED. THIS POINT CANNOT BE OVEREMPHASIZED.

PRODUCT IDENTIFICATION NUMBER

TP16492 -UN-01JAN94

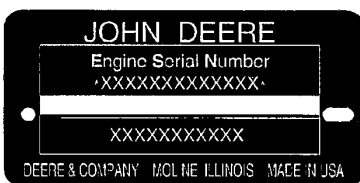


TP16492


- | | |
|--|-------------------------|
| 1. DESIGNATES EXCAVATOR MANUFACTURER. | FF - JOHN DEERE-HITACHI |
| 2. DESIGNATES EXCAVATOR MODEL | 230 |
| 3. DESIGNATES EXCAVATOR CONFIGURATION. | 'LCR AND LCRD |
| 4. DESIGNATES EXCAVATOR SERIAL NUMBER. | 000000 |
| 5. DESIGNATED UNIT TYPE. | EXCAVATOR |

ENGINE SERIAL NUMBER


TP58281 -UN-26JAN98



DUBUQUE OPTION



SARAN OPTION



TORREON OPTION

TP58281

1. DESIGNATES ENGINE MANUFACTURER T-JOHN DEERE DUBUQUE WORKS
2. DESIGNATES NUMBER OF CYLINDERS AND CUBIC6068 (6.8 LITER) INCH DISPLACEMENT.
3. DESIGNATES FUEL TYPE OR SPECIAL CONDITION-TURBOCHARGED DIESEL
4. DESIGNATES ENGINE SERIAL NUMBER 123456
5. DESIGNATES THE ENGINE APPLICATION AND 6068HT 051 FACTORY USER.

SERIAL NUMBER LISTING INFORMATION

SERIAL NUMBER INFORMATION IS LISTED TO SHOW ON WHICH MACHINES EACH PART CAN BE USED; FOR EXAMPLE:

- THE PART CAN BE USED ON ALL MACHINES.
- 000000- THE PART CAN BE USED ON ALL MACHINES BEGINNING WITH THE SERIAL NUMBER LISTED.
- 000000 THE PART CAN BE USED ON ALL MACHINES UP TO AND INCLUDING THE SERIAL NUMBER LISTED.
- 000000-000000 THE PART CAN BE USED ON ALL MACHINES BETWEEN AND INCLUDING THE SERIAL NUMBERS LISTED.

WHEN XXXXXX'S ARE LISTED IN PLACE OF A SERIAL NUMBER, A SERIAL NUMBER CHANGE WAS MADE BUT THE EXACT SERIAL NUMBER WAS NOT AVAILABLE WHEN THE CATALOG WAS PRODUCED.

DIRECTION ARROW

ARROWS ARE USED WITH ILLUSTRATIONS TO INDICATE THE FRONT OF THE UNIT. "RIGHT-HAND" AND "LEFT-HAND" SIDES ARE DETERMINED BY FACING IN THE DIRECTION OF MACHINE FORWARD TRAVEL.

BOX-ENCLOSED ILLUSTRATIONS

A KEY NUMBER, SHOWN IN THE PARTS LIST, IS ASSIGNED TO A BOX ENCLOSING ALL PARTS SOLD AS A SERVICE ASSEMBLY.

BOLT AND CAP SCREW STRENGTH IDENTIFICATION

BOLTS AND CAP SCREWS REQUIRED TO HAVE HIGH-STRENGTH QUALITIES EQUIVALENT TO SAE GRADE 8 ARE IDENTIFIED THROUGHOUT THIS CATALOG BY THE DESCRIPTION HS SAE 8. ALL STANDARD BOLTS AND CAP SCREWS ARE SAE GRADE 5 OR LOWER.

COMPLETE GOODS LISTINGS

COMPLETE GOODS ARE LISTED IN BOLD FACE TYPE. ORDER SEPARATELY. DO NOT INCLUDE ON REPLACEMENT PARTS ORDER.

SI UNITS OF MEASURE

METRIC DIMENSIONS ARE GIVEN, WHERE APPLICABLE, THROUGHOUT THIS PARTS CATALOG.

MODEL DIFFERENCES

PARTS THAT ARE USED ON 230LCR (TYPE I) AND NOT 230LCRD (TYPE II) WILL BE IDENTIFIED BY AN "X" IN THE MODEL COLUMN. ABSENCE OF AN "X" INDICATES PARTS ARE COMMON TO BOTH THE 230LCR (TYPE I) AND THE 230LCRD (TYPE II).

ORDERING PARTS FOR THE HYDRAULIC EXCAVATOR (HYEX) TYPE I and TYPE II

1. MILSTRIP requisitioning through Direct Vendor Delivery (DVD):

Submit a requisition using the normal MILSTRIP process. The CAGE Codes for John Deere, Indeco, Ingersoll-Rand and Montebert are listed below with the section of the parts manual to which each apply. The CAGE Code must be input along with the desired part number. The part numbers contained in the HYEX parts manual cross-reference to NSNs in FEDLOG. The requisition will be processed electronically through DLA or TACOM. Delivery of parts to units located within CONUS will be shipped directly to the originator. Delivery of parts to OCONUS locations will be shipped to the appropriate CONUS Containerization/Consolidation Point (CCP) for trans-shipment on military vessel/aircraft to the OCONUS-based CCP.

2. MILSTRIP requisitioning through wholesale system:

Submit a requisition using the normal MILSTRIP process. The CAGE Code must be input along with the desired part number. The part numbers contained in the HYEX parts manual cross-reference to NSNs in FEDLOG. If there is stock in the wholesale system, the part will be shipped from a DLA supply depot.

3. Local Purchase:

Parts can be purchased from the local dealer using the IMPAC card.

4. Phone or E-Mail:

Units can also telephone in requisitions directly to TACOM (DSN 786-6474/COMM (810) 574-6474 or DSN 786-6303/COMM (810) 574-6303). For further assistance, you can email TACOM Weapon System Manager, Harriet Stewart (stewarth@tacom.army.mil) or Maintenance System Manager, Geri Padden (paddeng@tacom.army.mil).

5. TM Section CAGE Code:

When ordering part for the John Deere Model 230 LCR and Model 230 LCRD with Rock Drill, use the following CAGE Codes with the required part number illustrated in this manual.

Section	Nomenclature	Manufacture	CAGE Code
Section 0130	Tracks	John Deere	1J955
Section 0260	Suspension	John Deere	1J955
Section 0400-0452	Engine	John Deere	1J955
Section 0505-0560	Engine Auxiliary Sys	John Deere	1J955
Section 1320-1369	Miscellaneous Veh.	John Deere	1J955
Section 1671A-1674	Electrical Sys	John Deere	1J955
Section 1740	Frame/Support Struc.	John Deere	1J955
Section 1801A-1830	Operator's Station	John Deere	1J955
Section 1910-1919	Sheet Metal Styling	John Deere	1J955
Section 2002-2013B	Safety, Convenience	John Deere	1J955
Section 2160-2163B	Vehicle Main Hydraulic	John Deere	1J955
Section 2200-2201A	Compressor	Ingersoll-Rand	33968
Section 3301A-3362A	Excavator	John Deere	1J955
Section 4360	Swing Rotation & Pivot	John Deere	1J955
Section 4400	Rock Drill	Montebert	F5267

BLANK

ALPHABETICAL INDEX

GRID	PAGE	GRID	PAGE
A			
1C17	0402-2	2H22	ANTI-DRIFT F/BUCKET CYLINDER KIT2162A-2
1E4	0419-2	1G16	ANTI-SKID TAPE 1320-2
1D3	0404-6	1F11	ARCTIC START KIT (TYPE I) 0505-10
1B5	0130-10	1F13	ARCTIC START KIT (TYPE II) 0505-12
2C23	1821-2	3D3	ARM ASSEMBLY, STANDARD 3340-2
2D1	1821-4	3G7	ARM CYLINDER 3360-76
2E17	1830-38	3E23	ARM IN PRESSURE SWITCH 3360-44
1G3	0520-2	3D3	ARM, STANDARD, 2.96M 3340-2
1G5	0520-4	2B9	ARM, WINDSHIELD WIPER 1810-6
1G5	0520-4	1E11	ARMATURE, STARTER 0422-2
2D20	1830-16	2C23	ARMREST, SEAT 1821-2
2D16	1830-12	1C19	ARMS, ROCKER 0402-4
2E3	1830-24	2C5	ASHTRAY 1810-26
2D24	1830-20	1H20	ATTACHMENT MODE KIT 1674-24
2E1	1830-22	1I8	ATTACHMENT MODE KIT 1674-40
2D16	1830-12	3H4	ATTACHMENTS 3301A-2
2D22	1830-18	1H1	AUTO IDLE INDICATOR 1674-4
2D16	1830-12	2I9	AUXILIARY AIR LINES 2201A-4
2D16	1830-12	3G11	AUXILIARY ELECTRIC FOOT SWITCH 3360-80
2D16	1830-12	3G13	AUXILIARY ELECTRIC HAND CONTROLLER 3360-82
2D16	1830-12	3D1	AUXILIARY FOOT VALVE TO CONTROL VALVE HOSE 3315-18
2D16	1830-12	3G23	AUXILIARY HYDRAULIC PLUMBING 3360-92
2D16	1830-12	2H24	AUXILIARY LINES, HYDRAULIC QUICK COUPLERS 2163A-1
2D16	1830-12	1E16	AUXILIARY PULLEY 0429-3
2E7	1830-28	3G15	AUXILIARY SPOOL CONTROL W/FLOW CONTROL KIT 3360-84
2D14	1830-10	1D3	AUXILIARY DRIVE COVER 0404-6
2E9	1830-30	1B3	AXLE, FRONT IDLER 0130-8
2E11	1830-32	1B9	AXLE, LOWER ROLLER 0130-14
2E5	1830-26	B	
2D18	1830-14	1H1	BACKUP ALARM 1674-4
2D18	1830-14	2I16	BAFFLE, COMPRESSOR 2201A-12
2D14	1830-10	2B21	BARS, WINDOW 1810-18
2D16	1830-12	2I4	BASE, COMPRESSOR 2200-2
2D16	1830-12	1H7	BATTERY 1674-10
2D14	1830-10	1H7	BATTERY BOOSTER CABLES 1674-10
1F15	0510-2	1H7	BATTERY RELAY 1674-10
1F17	0510-4	1H7	BATTERY WIRE HARNESS 1674-10
2D14	1830-10	1J3	BEARING, SWING 1740-8
2E15	1830-36	1C16	BEARING, CRANKSHAFT THRUST 0401-1
2D6	1830-2	1C16	BEARINGS, MAIN 0401-1
1H1	1674-4	1C22	BEARINGS, CONNECTING ROD 0403-1
1D22	0414-1	2D16	BELT, AIR CONDITIONER COMPRESSOR 1830-12
1D22	0414-1	1E17	BELT, IDLER TENSIONER 0429-4
2I22	2201A-18	2D3	BELT, SEAT 1821-6
2I9	2201A-4	2D5	BELT, SEAT, RETRACTABLE (76MM (3") WIDE) 1821-9
2I7	2201A-2	1E19	BELTS, FAN 0429-6
1H1	1674-4	2E17	BLADE, AIR CIRCULATING FAN 1830-38
1H15	1674-18	2E17	BLADE, DEFROSTER FAN 1830-38
1I3	1674-34	1F23	BLADE, FAN 0510-10
2G17	2004A-2	2B9	BLADE, WINDSHIELD WIPER 1810-6
1H11	1674-14	1C23	BLOCK, CYLINDER 0404-2
1H24	1674-30	1B1	BLOCK, TRACK CHAIN SLIDE 0130-6
1G23	1672-1	2E17	BLOWER, AIR CIRCULATING FAN 1830-38
1H1	1674-4	2E1	BLOWER, AIR CONDITIONER 1830-22
1E13	0423-2	2E3	BLOWER, AIR CONDITIONER COMPONENTS 1830-24
1G23	1672-1	2E17	BLOWER, DEFROSTER FAN 1830-38
1D17	0413-4	3D19	BOOM BOTTOM PIPINGS 3360-16
2B9	1810-6	3D11	BOOM BOTTOM PIPINGS TO BOOM CYLINDER 3360-8
		3G17	BOOM CYLINDER LOAD LOWERING VALVE KIT 3360-86
		3G19	BOOM CYLINDER LOAD LOWERING VALVE KIT 3360-88

ALPHABETICAL INDEX - CONTINUED

GRID	PAGE	GRID	PAGE
3G21	BOOM CYLINDER LOAD LOWERING VALVE KIT 3360-90	2C3	CAB COMPONENTS 1810-24
3D11	BOOM CYLINDER PIPINGS TO BOOM BOTTOM PIPINGS 3360-8	2C1	CAB COMPONENTS (DOOR CATCH) 1810-22
3D11	BOOM CYLINDER PIPINGS TO CONTROL VALVE 3360-8	2B13	CAB COMPONENTS (DOOR) 1810-10
3G5	BOOM CYLINDER, LEFT 3360-74	2B15	CAB COMPONENTS (DOOR) 1810-12
3G3	BOOM CYLINDER, RIGHT 3360-72	2B17	CAB COMPONENTS (FRONT) 1810-14
1I15	BOOM LIGHTS 1673A-2	2B19	CAB COMPONENTS (FRONT) 1810-16
2I22	BOOM LINE 2201A-18	2B21	CAB COMPONENTS (RIGHT SIDE) 1810-18
3F17	BOOM PIPING 3360-62	2B23	CAB COMPONENTS (TOP HATCH) 1810-20
3E23	BOOM UP PRESSURE SWITCH 3360-44	2B11	CAB COMPONENTS (TOP, LEFT SIDE, REAR) 1810-8
1H7	BOOSTER CABLES, BATTERY 1674-10	2B9	CAB COMPONENTS (WINDSHIELD WIPER, DOME LIGHT, RADIO ANTENNA, RADIO SPEAKER) 1810-6
3C9	BOOT, CONTROL LEVER 3315-2	2C13	CAB FLOOR PARTS 1810-34
2G23	BOX, STORAGE, VANDAL PROTECTION 2013B-3	2C5	CAB INSIDE RIGHT COVER 1810-26
1G7	BRACE, MUFFLER 0530-2	1I17	CAB LIGHTS 1673A-4
3H4	BRACKET ASSEMBLY, ROCK DRILL 3301A-2	2B5	CAB MOUNTING 1810-2
2D16	BRACKET, AIR CONDITIONER COMPRESSOR 1830-12	2G7	CAB SCREEN, FRONT UPPER 1913A-2
1E6	BRACKET, FUEL FILTER 0420-2	2B11	CAB TOP, HEADLINER 1810-8
1D21	BRACKET, FUEL INJECTION PUMP SUPPORT 0413-8	1F24	CABLE, ENGINE SPEED CONTROL 0515-2
1G7	BRACKET, MUFFLER 0530-2	1F9	CABLE, HEATER 0505-8
1E17	BRACKET, TENSIONER 0429-4	1F10	CABLE, HEATER 0505-9
1E13	BRACKETS, ALTERNATOR MOUNTING 0423-2	2D10	CABLE, HEATER CONTROLLER 1830-6
1B22	BRAKE RELIEF VALVE, PROPEL MOTOR 0260-10	1C20	CAMSHAFT 0402-5
1B22	BRAKE RELIEF VALVE, TRAVEL MOTOR 0260-10	1C20	CAMSHAFT GEAR 0402-5
1B20	BRAKE VALVE 0260-8	1G9	CAP, FUEL TANK 0560-2
1B22	BRAKE VALVE COMPONENTS 0260-10	1C23	CAP, MAIN BEARING 0404-2
1E11	BRUSHES, STARTER 0422-2	1F21	CAP, RESERVE WATER TANK 0510-8
3G9	BUCKET CYLINDER 3360-78	1G23	CAPACITOR, ALTERNATOR 1672-1
3D3	BUCKET CYLINDER WITH STANDARD ARM ASSEMBLY 3340-2	2D6	CAR HEATER 1830-2
2H22	BUCKET CYLINDER, ANTI-DRIFT KIT 2162A-2	2D8	CAR HEATER COMPONENTS 1830-4
3D3	BUCKET LINKAGE, STANDARD ARM ASSEMBLY 3340-2	2C1	CATCH, CAB DOOR 1810-22
2I5	BUCKET PIN-UP DATA 2200-3	1C3	CENTER JOINT 0260-16
2I8	BUCKET PIN-UP DATA 2201A-3	1B14	CENTER JOINT ATTACHMENTS 0260-2
2I10	BUCKET PIN-UP DATA 2201A-5	3D17	CENTER JOINT PIPINGS TO CONTROL VALVE 3360-14
2I12	BUCKET PIN-UP DATA 2201A-7	3D9	CENTER JOINT PIPINGS TO RETURN PIPINGS 3360-6
2I14	BUCKET PIN-UP DATA 2201A-9	3E21	CENTER JOINT PIPINGS TO SOLENOID VALVE 3360-42
2I17	BUCKET PIN-UP DATA 2201A-13	1C7	CENTER JOINT PIPINGS TO TRAVEL DEVICE 0260-20
2I19	BUCKET PIN-UP DATA 2201A-15	1C5	CENTER JOINT SUPPORT 0260-18
2I21	BUCKET PIN-UP DATA 2201A-17	1B1	CHAIN SLIDE BLOCK 0130-6
2I23	BUCKET PIN-UP DATA 2201A-19	1B11	CHAIN, TRACK 0130-16
3B24	BUCKET PIN-UP DATA 3302-18	1F15	CHARGE OIL COOLER 0510-2
3C2	BUCKET PIN-UP DATA 3302-21	2C5	CIGAR LIGHTER 1810-26
3C4	BUCKET PIN-UP DATA 3302-23	1J3	CIRCLE, SWING BEARING 1740-8
3C6	BUCKET PIN-UP DATA 3302-25	1H1	CIRCUIT BOARD, MONITOR 1674-4
3B16	BUCKET TOOTH ASSEMBLY, HEAVY DUTY HIGH CAPACITY, 310 SERIES 3302-10	3H4	CLAMP ASSEMBLY, MATERIAL 3301A-2
3B18	BUCKET TOOTH ASSEMBLY, HEAVY DUTY HIGH CAPACITY, 400 SERIES 3302-12	1E8	CLAMPS, FUEL FILTER LINES 0420-4
3B20	BUCKET TOOTH ASSEMBLY, SEVERE DUTY CAST LIP 3302-14	1G3	CLEANER, AIR 0520-2
3B22	BUCKET TOOTH ASSEMBLY, SEVERE DUTY PLATE LIP 3302-16	1G5	CLEANER, AIR, SUPPORT 0520-4
3B10	BUCKET, DITCH CLEANING 3302-4	1E11	COIL, STARTER 0422-2
3B8	BUCKET, GENERAL PURPOSE 3302-2	1F3	COLD WEATHER STARTING AID 0505-2
3B14	BUCKET, TOOTH ASSEMBLY, GENERAL PURPOSE 3302-8	2I16	COMPRESSOR BAFFLE 2201A-12
1H15	BUZZER, MOTION ALARM 1674-18	2I4	COMPRESSOR BASE 2200-2
1I3	BUZZER, MOTION ALARM 1674-34	2D16	COMPRESSOR BELT, AIR CONDITIONER 1830-12
1E10	BY-PASS START LABEL 0422-1	2I16	COMPRESSOR DOORS 2201A-12
1E11	BYPASS START LABEL 0422-2	2I4	COMPRESSOR FRAME 2200-2
	C	2I16	COMPRESSOR GRILLE 2201A-12
2B7	CAB 1810-4	2I16	COMPRESSOR HOOD/DOORS/BAFFLE/GRILLE 2201A-12
		2I4	COMPRESSOR MOUNT 2200-2
		2I4	COMPRESSOR MOUNT/FRAME/ BASE/SKIRT 2200-2
		2D18	COMPRESSOR PIPING TO AIR CONDITIONER 1830-14
		2D16	COMPRESSOR PULLEY, AIR CONDITIONER 1830-12
		2I4	COMPRESSOR SKIRT 2200-2
		2D16	COMPRESSOR WIRE HARNESS, AIR CONDITIONER 1830-12
		2I18	COMPRESSOR-EXCAVATOR, FUEL LINES, KIT 2201A-14
		2D16	COMPRESSOR, AIR CONDITIONER 1830-12
		2D22	COMPRESSOR, AIR CONDITIONER COMPONENTS 1830-18

ALPHABETICAL INDEX - CONTINUED

GRID	PAGE	GRID	PAGE
2E7	COMPUTER, AIR CONDITIONER CONTROLLER.....	1830-28	
2D16	CONDENSER BRACKET.....	1830-12	
2D16	CONDENSER, AIR CONDITIONER.....	1830-12	
1C22	CONNECTING ROD.....	0403-1	
1C22	CONNECTING ROD BEARINGS.....	0403-1	
3H1	CONNECTIONS, HYDRAULIC.....	3360-94	
1H22	CONNECTORS, WEATHERPACK.....	1674-26	
1I10	CONNECTORS, WEATHERPACK.....	1674-42	
2C17	CONSOLE.....	1810-38	
2C19	CONSOLE COVER.....	1810-40	
2C21	CONSOLE COVER.....	1810-42	
2I20	CONSOLE MOUNT, ROCK DRILL.....	2201A-16	
3G15	CONTROL KIT, W/FLOW, AUXILIARY SPOOL.....	3360-84	
3C9	CONTROL LEVER.....	3315-2	
1D19	CONTROL LEVER, FUEL INJECTION PUMP.....	0413-6	
3C15	CONTROL LEVER, PROPEL.....	3315-8	
3D23	CONTROL VALVE.....	3360-20	
3E3	CONTROL VALVE (COMPONENTS).....	3360-24	
3E5	CONTROL VALVE (COMPONENTS).....	3360-26	
3E7	CONTROL VALVE (COMPONENTS).....	3360-28	
3E9	CONTROL VALVE (COMPONENTS).....	3360-30	
3E11	CONTROL VALVE (COMPONENTS).....	3360-32	
3D17	CONTROL VALVE PIPINGS TO CENTER JOINT.....	3360-14	
3E23	CONTROL VALVE PIPINGS TO FLOW CONTROL VALVE.....	3360-44	
3F1	CONTROL VALVE PIPINGS TO FLOW CONTROL VALVE.....	3360-46	
3D13	CONTROL VALVE PIPINGS TO FRONT PIPINGS.....	3360-10	
2H17	CONTROL VALVE PIPINGS TO HYDRAULIC PUMP.....	2160-16	
3D19	CONTROL VALVE PIPINGS TO MAIN PIPINGS.....	3360-16	
3F13	CONTROL VALVE PIPINGS TO OIL FILTER.....	3360-58	
3D5	CONTROL VALVE PIPINGS TO OIL TANK.....	3360-2	
3F3	CONTROL VALVE PIPINGS TO OIL TANK.....	3360-48	
3F13	CONTROL VALVE PIPINGS TO OIL TANK.....	3360-58	
3D7	CONTROL VALVE PIPINGS TO RADIATOR.....	3360-4	
3E17	CONTROL VALVE PIPINGS TO SOLENOID VALVE.....	3360-38	
3E21	CONTROL VALVE PIPINGS TO SOLENOID VALVE.....	3360-42	
3D9	CONTROL VALVE PIPINGS TO SWING DEVICE.....	3360-6	
3D15	CONTROL VALVE PIPINGS TO SWING DEVICE.....	3360-12	
3E21	CONTROL VALVE PIPINGS TO SWING DEVICE.....	3360-42	
3F5	CONTROL VALVE PIPINGS TO TRAVEL PILOT VALVE.....	3360-50	
3E1	CONTROL VALVE SUPPORT.....	3360-22	
3D1	CONTROL VALVE TO AUXILIARY FOOT VALVE HOSE.....	3315-18	
3D11	CONTROL VALVE TO BOOM CYLINDER PIPINGS.....	3360-8	
3F21	CONTROL VALVE, FLOW.....	3360-66	
1D19	CONTROL VALVE, FUEL INJECTION PUMP.....	0413-6	
3D1	CONTROL, AUXILIARY FOOT.....	3315-18	
2D6	CONTROL, HEATER.....	1830-2	
2D14	CONTROLLER, AIR CONDITIONER.....	1830-10	
2E7	CONTROLLER, AIR CONDITIONER.....	1830-28	
1G24	CONTROLLER, EPVC.....	1674-2	
2D10	CONTROLLER, HEATER.....	1830-6	
3H7	CONTROLS, PILOT, FOR HAND HELD TOOLS.....	3362A-4	
3H9	CONTROLS, PILOT, FOR HAND HELD TOOLS.....	3362A-6	
3H11	CONTROLS, PILOT, ROCK DRILL HYDRAULICS.....	3362A-8	
1H18	CONVERTER (24-VOLT TO 12-VOLT).....	1674-21	
1I6	CONVERTER (24-VOLT TO 12-VOLT).....	1674-37	
2I15	COOLANT KIT.....	2201A-11	
1H1	COOLANT LEVEL LIGHT.....	1674-4	
1H1	COOLANT TEMPERATURE GAUGE.....	1674-4	
1F15	COOLER, AIR.....	0510-2	
1F15	COOLER, OIL.....	0510-2	
1G20	COOLSCAN PLUS TEST KIT.....	1369-5	
1J1	COUNTERWEIGHT.....	1740-6	
2I2	COUPLERS, QUICK, HYDRAULIC, F/ROCK DRILL.....	2163B-1	
2H5	COUPLING, PUMP.....	2160-4	
2F1	COVER (CAB TOP FRONT LEFT SIDE).....	1910-6	
2F3	COVER (CENTER FRONT TOP).....	1910-8	
2F5	COVER (CENTER VERTICAL).....	1910-10	
2F7	COVER (FRONT LEFT SIDE).....	1910-12	
2E24	COVER (LEFT FRONT SIDE).....	1910-4	
2F9	COVER (RIGHT SIDE).....	1910-14	
1C17	COVER, ACCESS, INJECTION PUMP GEAR.....	0402-2	
1D3	COVER, AUXILLARY DRIVE.....	0404-6	
1H7	COVER, BATTERY.....	1674-10	
2C5	COVER, CAB INSIDE RIGHT.....	1810-26	
1B14	COVER, CENTER JOINT.....	0260-2	
2C19	COVER, CONSOLE.....	1810-40	
2C21	COVER, CONSOLE.....	1810-42	
2F17	COVER, ENGINE.....	1910-22	
1E9	COVER, FUEL TRANSFER PUMP.....	0421-2	
2C7	COVER, LOWER MONITOR.....	1810-28	
1D4	COVER, OIL FILLER OPENING.....	0407-1	
1C9	COVER, PROPEL MOTOR.....	0260-22	
1C21	COVER, ROCKER ARM.....	0402-6	
1B14	COVER, ROTARY MANIFOLD.....	0260-2	
2F11	COVER, SIDE SHIELDS.....	1910-16	
1J5	COVER, SWING BEARING GREASE BATH.....	1740-10	
1E2	COVER, THERMOSTAT.....	0418-2	
1C17	COVER, TIMING GEAR.....	0402-2	
2F19	COVER, TOOL BOX.....	1910-24	
1A24	COVER, TRACK.....	0130-4	
1C9	COVER, TRAVEL MOTOR.....	0260-22	
2G1	COVER, UNDER.....	1910-30	
2F13	COVER, UNDER, LEFT SIDE.....	1910-18	
2E22	COVER, WINDOW.....	1910-2	
1C16	CRANKSHAFT.....	0401-1	
1E15	CRANKSHAFT DAMPENERS.....	0429-2	
1C16	CRANKSHAFT GEAR.....	0401-1	
1E15	CRANKSHAFT PULLEY.....	0429-2	
1C16	CRANKSHAFT THRUST BEARING.....	0401-1	
2C23	CUSHION, SEAT.....	1821-2	
3B10	CUTTING EDGE, DITCH CLEANING BUCKET.....	3302-4	
3B8	CUTTING EDGE, GENERAL PURPOSE BUCKET.....	3302-2	
3B12	CUTTING EDGES, ESCO.....	3302-6	
1C23	CYLINDER BLOCK.....	0404-2	
1D24	CYLINDER BLOCK OIL LINE TO TURBOCHARGER.....	0416-3	
1D11	CYLINDER HEAD.....	0409-2	
1D11	CYLINDER HEAD GASKET.....	0409-2	
1E23	CYLINDER HEAD REMOVAL GASKET SET.....	0452-1	
1C22	CYLINDER LINER.....	0403-1	
1C22	CYLINDER LINER O-RING KIT.....	0403-1	
3G7	CYLINDER, ARM.....	3360-76	
3G5	CYLINDER, BOOM, LEFT.....	3360-74	
3G3	CYLINDER, BOOM, RIGHT.....	3360-72	
3G9	CYLINDER, BUCKET.....	3360-78	
3D3	CYLINDER, BUCKET, WITH STANDARD ARM ASSEMBLY.....	3340-2	
1F3	CYLINDER, ETHER START FLUID.....	0505-2	
3G5	CYLINDER, LEFT BOOM.....	3360-74	
3G3	CYLINDER, RIGHT BOOM.....	3360-72	
D			
2H5	DAMPENER DRIVE, PUMP.....	2160-4	
1E15	DAMPENER, CRANKSHAFT.....	0429-2	
3C23	DAMPENER, PROPEL LEVER.....	3315-16	
3C23	DAMPENER, TRAVEL LEVER.....	3315-16	
3G11	DECAL, AUXILIARY CONTROL.....	3360-80	

ALPHABETICAL INDEX - CONTINUED

GRID		PAGE	GRID		PAGE
1E11	DECAL, BYPASS START.....	0422-2	2F17	ENGINE COVER	1910-22
2H19	DECAL, HYDRAULIC FILTER RESTRICTION INDICATOR	2160-18	1E21	ENGINE FLYWHEEL	0433-1
1C21	DECAL, MEDALLION ENGINE	0402-6	1E22	ENGINE FLYWHEEL HOUSING	0433-2
1E10	DECAL, STARTING MOTOR	0422-1	1D3	ENGINE FRONT PLATE	0404-6
1G16	DECALS AND LABELS	1320-2	1E24	ENGINE MAJOR OVERHAUL GASKET SET	0452-2
2G19	DECONTAMINATION CAN MOUNT	2005A-2	1C14	ENGINE MOUNTING	0400-2
2E17	DEFROSTER FAN	1830-38	1C23	ENGINE OIL BY-PASS VALVE	0404-2
2H17	DELIVERY PIPINGS.....	2160-16	1E4	ENGINE OIL COOLER.....	0419-2
1G20	DIESELSCAN TEST KIT	1369-5	1D7	ENGINE OIL DIPSTICK	0407-4
3F3	DIG PRESSURE SWITCH.....	3360-48	1D7	ENGINE OIL DIPSTICK TUBE	0407-4
1H11	DIODE	1674-14	1C21	ENGINE OIL FILL PLUG	0402-6
1H24	DIODE	1674-30	1D5	ENGINE OIL FILTER/ADAPTER	0407-2
1D7	DIPSTICK TUBE, ENGINE OIL	0407-4	1H1	ENGINE OIL LEVEL LIGHT.....	1674-4
1D7	DIPSTICK, ENGINE OIL	0407-4	1D9	ENGINE OIL PAN.....	0407-6
3H14	DIPSTICK, SWING DEVICE.....	4360-2	1H1	ENGINE OIL PRESSURE LIGHT	1674-4
3B10	DITCH CLEANING BUCKET	3302-4	1D8	ENGINE OIL PUMP	0407-5
2B9	DOME LIGHT	1810-6	1D8	ENGINE OIL PUMP GEAR	0407-5
2B9	DOME LIGHT WIRE HARNESS	1810-6	1D8	ENGINE OIL PUMP HOUSING	0407-5
2G3	DOOR LOCK	1910-32	1D8	ENGINE OIL PUMP INTAKE	0407-5
2F23	DOOR LOCK LATCH, TOOL BOX	1910-28	2D20	ENGINE PIPING TO AIR CONDITIONER.....	1830-16
2B13	DOOR, CAB	1810-10	1G11	ENGINE PIPING TO FUEL TANK.....	0560-4
2B15	DOOR, CAB	1810-12	2D12	ENGINE PIPING TO HEATER.....	1830-8
2C1	DOOR, CATCH.....	1810-22	1G11	ENGINE PIPING TO WATER SEPARATOR.....	0560-4
2I16	DOORS, COMPRESSOR.....	2201A-12	1C22	ENGINE PISTON	0403-1
3D9	DRAIN PIPINGS (CENTER JOINT, SWING DEVICE, CONTROL VALVE)	3360-6	1D1	ENGINE SHORT BLOCK.....	0404-4
1E1	DRAIN, HEATER VALVE, WATER PUMP	0417-3	1F24	ENGINE SPEED CONTROL	0515-2
2I11	DRILL GREASE LINE	2201A-6	2H5	ENGINE SPEED SENSOR	2160-4
2I13	DRILL RETURN LINE	2201A-8	1C14	ENGINE TEMPERATURE SWITCH	0400-2
1D17	DRIVE GEAR, FUEL INJECTION PUMP	0413-4	1H17	ENGINE TEMPERATURE SWITCH	1674-20
1E11	DRIVE, STARTER	0422-2	1I5	ENGINE TEMPERATURE SWITCH	1674-36
3G13	DUAL CONTROL HANDLE WITH WIRING	3360-82	1E2	ENGINE THERMOSTAT	0418-2
2D14	DUCT, AIR CONDITIONER	1830-10	1D10	ENGINE VENTILATOR HOSE	0408-1
2E9	DUCT, AIR CONDITIONER	1830-30	3B12	ESCO BUCKET CUTTING EDGES.....	3302-6
2E11	DUCT, AIR CONDITIONER	1830-32	1F3	ETHER START FLUID CYLINDER	0505-2
2E15	DUCT, AIR, AIR CONDITIONING	1830-36	1F3	ETHER VALVE	0505-2
2D6	DUCT, HEATER	1830-2	2D24	EVAPORATOR, AIR CONDITIONER.....	1830-20
1F5	D10W HEATER KIT	0505-4	1D13	EXHAUST MANIFOLD	0410-2
1F7	D10W, HEATER	0505-6	1D13	EXHAUST MANIFOLD GASKET	0410-2
			1G7	EXHAUST PIPE	0530-2
			1D11	EXHAUST VALVE	0409-2
			2G15	EXTINGUISHER, FIRE (TYPE II)	2003-2

E

1H1	E MODE INDICATOR.....	1674-4
3B10	EAR ASSEMBLY, DITCH CLEANING BUCKET	3302-4
3B8	EAR ASSEMBLY, GENERAL PURPOSE BUCKET	3302-2
1D10	ELBOW, VENTILATOR HOSE	0408-1
1H7	ELECTRIC PARTS (BATTERY).....	1674-10
1H11	ELECTRIC PARTS (MAIN WIRE HARENSS).....	1674-14
1H24	ELECTRIC PARTS (MAIN WIRE HARENSS).....	1674-30
1H5	ELECTRIC PARTS (RELAYS).....	1674-8
1H9	ELECTRIC PARTS (START SWITCH)	1674-12
1H3	ELECTRIC PARTS (WIRE HARNESS, FUSES).....	1674-6
1H19	ELECTRICAL WIRING HARNESS KIT	1674-22
1I7	ELECTRICAL WIRING HARNESS KIT	1674-38
2G5	ELECTRICAL WIRING HARNESS KIT	1919-2
1G3	ELEMENT, AIR CLEANER FILTER.....	0520-2
2H13	ELEMENT, FILTER, OIL TANK	2160-12
1E6	ELEMENT, FUEL FILTER	0420-2
1G13	ELEMENT, FUEL FILTER WITH WATER SEPARATOR	0560-6
1F24	ENGINE CONTROL	0515-2
1F24	ENGINE CONTROL MOTOR.....	0515-2
1G1	ENGINE CONTROL UNIT ON CONSOLE	0515-4
1G1	ENGINE CONTROLLER ON CONSOLE.....	0515-4
1E4	ENGINE COOLANT ADAPTER	0419-2

F

1E19	FAN BELT	0429-6
1F23	FAN BLADE	0510-10
1F23	FAN BLADE SPACER	0510-10
2E17	FAN BLADE, AIR CIRCULATING	1830-38
2E17	FAN BLADE, DEFROSTER FAN.....	1830-38
1E17	FAN DRIVE HOUSING.....	0429-4
1E17	FAN DRIVE HUB	0429-4
1E17	FAN DRIVE PULLEY	0429-4
1E17	FAN DRIVE SUPPORT	0429-4
1F17	FAN GUARD.....	0510-4
1F17	FAN SHROUD	0510-4
2E3	FAN, AIR CONDITIONER BLOWER	1830-24
2E17	FAN, DEFROSTER.....	1830-38
1D24	FILTER OIL LINE TO TURBOCHARGER	0416-3
2H19	FILTER RESTRICTION INDICATOR, HYDRAULIC	2160-18
1D5	FILTER/ADAPTER, ENGINE OIL.....	0407-2
1G3	FILTER, AIR CLEANER	0520-2
2E1	FILTER, AIR CONDITIONER	1830-22
2E11	FILTER, AIR CONDITIONER.....	1830-32
1E6	FILTER, FUEL	0420-2
1G13	FILTER, FUEL WITH WATER SEPARATOR, COMPONENTS	0560-6

ALPHABETICAL INDEX - CONTINUED

GRID	PAGE	GRID	PAGE
2H13	FILTER, OIL TANK.....2160-12	1D21	FUEL INJECTION PUMP SOLENOID SHUT-OFF0413-8
1D25	FILTER, WATER PUMP.....0417-2	1D19	FUEL INJECTION PUMP THROTTLE LEVER0413-6
1G11	FILTER, WATER SEPARATOR.....0560-4	1D15	FUEL INJECTION SYSTEM.....0413-2
2B9	FIRE EXTINGUISHER (TYPE I)1810-6	1H1	FUEL LEVEL LIGHT.....1674-4
2G15	FIRE EXTINGUISHER (TYPE II)2003-2	2I18	FUEL LINES KIT, COMPRESSOR- EXCAVATOR2201A-14
2H5	FLEX COUPLING, PUMP.....2160-4	1G11	FUEL PIPINGS.....0560-4
1G9	FLOAT, FUEL TANK0560-2	1G9	FUEL TANK0560-2
2C13	FLOOR MAT.....1810-34	1G11	FUEL TANK PIPING TO ENGINE0560-4
2C15	FLOOR PLATE.....1810-36	1G11	FUEL TANK PIPING TO WATER SEPARATOR0560-4
3E23	FLOW CONTROL VALVE3360-44	1D19	FUEL TRANSFER PUMP.....0413-6
3F1	FLOW CONTROL VALVE3360-46	1E9	FUEL TRANSFER PUMP COVER.....0421-2
3F21	FLOW CONTROL VALVE3360-66	1H11	FUSE, ON MAIN WIRE HARNESS.....1674-14
3E23	FLOW CONTROL VALVE PIPINGS TO CONTROL VALVE3360-44	1H24	FUSE, ON MAIN WIRE HARNESS.....1674-30
3F1	FLOW CONTROL VALVE PIPINGS TO CONTROL VALVE3360-46	1H3	FUSES1674-6
3F9	FLOW CONTROL VALVE PIPINGS TO FRONT PILOT VALVE.....3360-54	1H11	FUSIBLE LINK1674-14
3F11	FLOW CONTROL VALVE PIPINGS TO FRONT PILOT VALVE.....3360-56	1H24	FUSIBLE LINK1674-30
3F15	FLOW CONTROL VALVE PIPINGS TO LOCK VALVE3360-60		
1G20	FLUID ANALYSIS PRODUCTS1369-5		G
1E21	FLYWHEEL RING GEAR.....0433-1	1E23	GASKET SET, CYLINDER HEAD REMOVAL0452-1
1E21	FLYWHEEL, ENGINE.....0433-1	1E24	GASKET SET, ENGINE MAJOR OVERHAUL0452-2
1E22	FLYWHEEL, ENGINE HOUSING.....0433-2	1E23	GASKET SET, IN CHASSIS OVERHAUL0452-1
3D1	FOOT CONTROL LABEL.....3315-18	1D11	GASKET, CYLINDER HEAD0409-2
3D1	FOOT CONTROL, REPLACEMENT, AUXILIARY.....3315-18	1D13	GASKET, EXHAUST MANIFOLD0410-2
3G11	FOOT SWITCH, AUXILIARY ELECTRIC3360-80	1C17	GASKET, TIMING GEAR COVER0402-2
3D1	FOOT VALVE, AUXILIARY CONTROL3315-18	1C21	GASKET,ROCKER ARM COVER0402-6
3C17	FOOTREST.....3315-10	2H13	GAUGE, LEVEL, OIL TANK.....2160-12
1I22	FRAME1740-2	3H14	GAUGE, LEVEL, SWING DEVICE4360-2
2I4	FRAME, COMPRESSOR2200-2	1C20	GEAR, CAMSHAFT0402-5
1A22	FRAME, TRACK.....0130-2	1C16	GEAR, CRANKSHAFT0401-1
2D16	FREON TANK.....1830-12	1D8	GEAR, ENGINE OIL PUMP.....0407-5
1B3	FRONT IDLER0130-8	1D17	GEAR, FUEL INJECTION PUMP0413-4
3C11	FRONT PILOT VALVE.....3315-4	2H11	GEAR, PUMP, COMPONENTS2160-10
3C13	FRONT PILOT VALVE COMPONENTS3315-6	3B8	GENERAL PURPOSE BUCKET3302-2
3F9	FRONT PILOT VALVE PIPINGS TO FLOW CONTROL VALVE3360-54	2B13	GLASS, CAB DOOR1810-10
3F11	FRONT PILOT VALVE PIPINGS TO FLOW CONTROL VALVE3360-56	2B15	GLASS, CAB DOOR1810-12
3F9	FRONT PILOT VALVE PIPINGS TO LOCK VALVE.....3360-54	2B17	GLASS, CAB FRONT WINDOW1810-14
3F11	FRONT PILOT VALVE PIPINGS TO LOCK VALVE.....3360-56	2B19	GLASS, CAB FRONT WINDOW1810-16
3F17	FRONT PIPING.....3360-62	2B11	GLASS, CAB REAR AND LEFT SIDE1810-8
3D13	FRONT PIPINGS TO CONTROL VALVE3360-10	2B21	GLASS, CAB RIGHT SIDE WINDOW1810-18
3D3	FRONT PIPINGS, STANDARD ARM ASSEMBLY3340-2	1J5	GREASE BATH COVER, SWING BEARING1740-10
1D3	FRONT PLATE, ENGINE0404-6	2I11	GREASE LINE, DRILL2201A-6
1E6	FUEL FILTER0420-2	2I16	GRILLE, COMPRESSOR2201A-12
1E6	FUEL FILTER BRACKET0420-2	3C9	GRIP, CONTROL LEVER.....3315-2
1E6	FUEL FILTER ELEMENT.....0420-2	3C15	GRIP, PROPEL CONTROL LEVER3315-8
1E6	FUEL FILTER HEAD0420-2	1H7	GROUND STRAP1674-10
1G13	FUEL FILTER HOUSING0560-6	1F17	GUARD, FAN0510-4
1G13	FUEL FILTER KIT0560-6	2G10	GUARD, LOWER FRONT WINDSHIELD1913B-2
1E8	FUEL FILTER LINES0420-4	1A24	GUARD, TRACK.....0130-4
1G11	FUEL FILTER WATER SEPARATOR0560-4	2E22	GUARDS, WINDOW.....1910-2
1G13	FUEL FILTER WITH WATER SEPARATOR, COMPONENTS0560-6	1B1	GUIDE, TRACK LINK0130-6
1H1	FUEL GAUGE.....1674-4		H
1D15	FUEL INJECTION LINES.....0413-2	2B9	HAMMER, ESCAPE1810-6
1D14	FUEL INJECTION NOZZLE0413-1	1G13	HAND PRIMER, FUEL FILTER WITH WATER SEPARATOR0560-6
1D17	FUEL INJECTION PUMP0413-4	1D19	HAND PRIMER, INJECTION PUMP0413-6
1D17	FUEL INJECTION PUMP ANEROID LINE0413-4	2F19	HANDHOLD, RIGHT SIDE.....1910-24
1D19	FUEL INJECTION PUMP CONTROL LEVER.....0413-6	2B13	HANDLE, CAB DOOR1810-10
1D19	FUEL INJECTION PUMP CONTROL VALVE.....0413-6	2B15	HANDLE, CAB DOOR1810-12
1D19	FUEL INJECTION PUMP HAND PRIMER0413-6	2B17	HANDLE, CAB FRONT UPPER1810-14
1D19	FUEL INJECTION PUMP LEVERS0413-6	2B19	HANDLE, CAB FRONT UPPER1810-16
1D19	FUEL INJECTION PUMP SHUT-OFF LEVER0413-6	3G13	HANDLE, PILOT DUAL CONTROL.....3360-82

ALPHABETICAL INDEX - CONTINUED

GRID	PAGE	GRID	PAGE
2B13	HANDRAIL, INSIDE DOOR 1810-10	3D19	HOSE, CONTROL VALVE TO MAIN PIPINGS..... 3360-16
2B15	HANDRAIL, INSIDE DOOR 1810-12	3F13	HOSE, CONTROL VALVE TO OIL FILTER 3360-58
2B11	HANDRAIL, LEFT SIDE 1810-8	3D5	HOSE, CONTROL VALVE TO OIL TANK..... 3360-2
3G13	HARNESS, SOLENOID VALVE DUAL CONTROL 3360-82	3F3	HOSE, CONTROL VALVE TO OIL TANK..... 3360-48
1H3	HARNESS, WIRE 1674-6	3F13	HOSE, CONTROL VALVE TO OIL TANK..... 3360-58
2D24	HARNESS, WIRE, AIR CONDITIONER 1830-20	3D7	HOSE, CONTROL VALVE TO RADIATOR 3360-4
2D16	HARNESS, WIRE, AIR CONDITIONER COMPRESSOR 1830-12	3E17	HOSE, CONTROL VALVE TO SOLENOID VALVE 3360-38
2E17	HARNESS, WIRE, DEFROSTER FAN 1830-38	3E21	HOSE, CONTROL VALVE TO SOLENOID VALVE 3360-42
3G11	HARNESS, WIRE, FOOT SWITCH 3360-80	3D9	HOSE, CONTROL VALVE TO SWING DEVICE 3360-6
2D8	HARNESS, WIRE, HEATER 1830-4	3D15	HOSE, CONTROL VALVE TO SWING DEVICE 3360-12
1H19	HARNESS, WIRING, KIT 1674-22	3E21	HOSE, CONTROL VALVE TO SWING DEVICE 3360-42
1I7	HARNESS, WIRING, KIT 1674-38	3F5	HOSE, CONTROL VALVE TO TRAVEL PILOT VALVE 3360-50
2G5	HARNESS, WIRING, KIT 1919-2	2D20	HOSE, ENGINE TO AIR CONDITIONER 1830-16
2F21	HASP, SECURITY, TOOL BOX..... 1910-26	1G11	HOSE, ENGINE TO FUEL TANK 0560-4
2B23	HATCH, CAB TOP 1810-20	2D12	HOSE, ENGINE TO HEATER 1830-8
2C23	HEAD RESTRAINT, SEAT..... 1821-2	1F19	HOSE, ENGINE TO RADIATOR 0510-6
1D11	HEAD, CYLINDER 0409-2	1G11	HOSE, ENGINE TO WATER SEPARATOR 0560-4
1E6	HEAD, FUEL FILTER 0420-2	1D10	HOSE, ENGINE VENTILATOR 0408-1
2B11	HEADLINER, CAB TOP 1810-8	3E23	HOSE, FLOW CONTROL VALVE TO CONTROL VALVE 3360-44
2B23	HEADLINER, CAB TOP HATCH 1810-20	3F1	HOSE, FLOW CONTROL VALVE TO CONTROL VALVE 3360-46
2D6	HEATER 1830-2	3F9	HOSE, FLOW CONTROL VALVE TO FRONT PILOT VALVE..... 3360-54
1F9	HEATER CABLE..... 0505-8	3F11	HOSE, FLOW CONTROL VALVE TO FRONT PILOT VALVE..... 3360-56
1F10	HEATER CABLE..... 0505-9	3F15	HOSE, FLOW CONTROL VALVE TO LOCK VALVE..... 3360-60
2D8	HEATER COMPONENTS..... 1830-4	3F9	HOSE, FRONT PILOT VALVE TO FLOW CONTROL VALVE 3360-54
2D6	HEATER CONTROL..... 1830-2	3F11	HOSE, FRONT PILOT VALVE TO FLOW CONTROL VALVE 3360-56
2D10	HEATER CONTROLLER 1830-6	3F9	HOSE, FRONT PILOT VALVE TO LOCK VALVE 3360-54
1F7	HEATER D10W..... 0505-6	3F11	HOSE, FRONT PILOT VALVE TO LOCK VALVE 3360-56
1F8	HEATER D10W..... 0505-7	3D13	HOSE, FRONT TO CONTROL VALVE 3360-10
2D12	HEATER PIPING 1830-8	1G11	HOSE, FUEL TANK TO ENGINE 0560-4
2D12	HEATER PIPING TO ENGINE..... 1830-8	1G11	HOSE, FUEL TANK TO WATER SEPARATOR 0560-4
1E1	HEATER VALVE, DRAIN, WATER PUMP 0417-3	2D12	HOSE, HEATER TO ENGINE 1830-8
2I16	HOOD, COMPRESSOR 2201A-12	2H17	HOSE, HYDRAULIC PUMP TO CONTROL VALVE 2160-16
2E19	HOOKS, J 1801A-2	2H15	HOSE, HYDRAULIC PUMP TO OIL TANK..... 2160-14
1H13	HORN 1674-16	3E19	HOSE, HYDRAULIC PUMP TO OIL TANK..... 3360-40
1I1	HORN 1674-32	3F15	HOSE, LOCK VALVE TO FLOW CONTROL VALVE..... 3360-60
1H13	HORN, WIRE HARNESS 1674-16	3F9	HOSE, LOCK VALVE TO FRONT PILOT VALVE 3360-54
1I1	HORN, WIRE HARNESS 1674-32	3F11	HOSE, LOCK VALVE TO FRONT PILOT VALVE 3360-56
3H6	HOSE REEL 3362A-3	3F15	HOSE, LOCK VALVE TO OIL FILTER 3360-60
1G5	HOSE, AIR CLEANER 0520-4	3F15	HOSE, LOCK VALVE TO SOLENOID VALVE 3360-60
2D16	HOSE, AIR CONDITIONER COMPRESSOR TO CONDENSER..... 1830-12	3F7	HOSE, LOCK VALVE TO TRAVEL PILOT VALVE 3360-52
2D16	HOSE, AIR CONDITIONER CONDENSER TO COMPRESSOR 1830-12	3D19	HOSE, MAIN TO CONTROL VALVE 3360-16
2D16	HOSE, AIR CONDITIONER CONDENSOR TO TANK..... 1830-12	3F13	HOSE, OIL FILTER TO CONTROL VALVE 3360-58
2D18	HOSE, AIR CONDITIONER TANK TO CONDENSOR 1830-12	3F15	HOSE, OIL FILTER TO LOCK VALVE 3360-60
2D18	HOSE, AIR CONDITIONER TO COMPRESSOR 1830-14	3F7	HOSE, OIL FILTER TO OIL TANK 3360-58
2D20	HOSE, AIR CONDITIONER TO ENGINE 1830-16	3D5	HOSE, OIL TANK TO CONTROL VALVE..... 3360-2
2D18	HOSE, AIR CONDITIONER TO RECEIVING TANK..... 1830-14	3F3	HOSE, OIL TANK TO CONTROL VALVE..... 3360-48
1F17	HOSE, AIR COOLER 0510-4	3F13	HOSE, OIL TANK TO CONTROL VALVE..... 3360-58
3D11	HOSE, BOOM BOTTOM TO BOOM CYLINDER 3360-8	2H15	HOSE, OIL TANK TO HYDRAULIC PUMP..... 2160-14
3D11	HOSE, BOOM CYLINDER TO BOOM BOTTOM PIPINGS 3360-8	3E19	HOSE, OIL TANK TO HYDRAULIC PUMP..... 3360-40
3D11	HOSE, BOOM CYLINDER TO CONTROL VALVE..... 3360-8	3F13	HOSE, OIL TANK TO OIL FILTER 3360-58
3D17	HOSE, CENTER JOINT TO CONTROL VALVE 3360-14	3D5	HOSE, OIL TANK TO RADIATOR..... 3360-2
3D9	HOSE, CENTER JOINT TO RETURN PIPINGS 3360-6	3F5	HOSE, PROPEL PILOT VALVE TO CONTROL VALVE 3360-50
3E21	HOSE, CENTER JOINT TO SOLENOID VALVE 3360-42	3D7	HOSE, RADIATOR TO CONTROL VALVE 3360-4
1C7	HOSE, CENTER JOINT TO TRAVEL DEVICE 0260-20	1F19	HOSE, RADIATOR TO ENGINE 0510-6
2D18	HOSE, COMPRESSOR TO AIR CONDITIONER 1830-14	3D5	HOSE, RADIATOR TO OIL TANK..... 3360-2
3D11	HOSE, CONTROL VALVE TO BOOM CYLINDER..... 3360-8	1F21	HOSE, RADIATOR TO WATER TANK 0510-8
3D17	HOSE, CONTROL VALVE TO CENTER JOINT..... 3360-14	2D18	HOSE, RECEIVING TANK TO AIR CONDITIONER..... 1830-14
3E23	HOSE, CONTROL VALVE TO FLOW CONTROL VALVE 3360-44	3D1	HOSE, REPLACEMENT, CONTROL VALVE TO AUXILIARY FOOT VALVE..... 3315-18
3F1	HOSE, CONTROL VALVE TO FLOW CONTROL VALVE 3360-46		
3D13	HOSE, CONTROL VALVE TO FRONT PIPINGS..... 3360-10		
2H17	HOSE, CONTROL VALVE TO HYDRAULIC PUMP..... 2160-16		

ALPHABETICAL INDEX - CONTINUED

GRID	PAGE	GRID	PAGE
1F21	HOSE, RESERVE WATER TANK	0510-8	
3D9	HOSE, RETURN TO CENTER JOINT	3360-6	
3D9	HOSE, RETURN TO SWING DEVICE	3360-6	
3E21	HOSE, ROTARY MANIFOLD TO SOLENOID VALVE	3360-42	
1C7	HOSE, ROTARY MANIFOLD TO TRAVEL DEVICE	0260-20	
3E21	HOSE, SOLENOID VALVE TO CENTER JOINT	3360-42	
3E17	HOSE, SOLENOID VALVE TO CONTROL VALVE	3360-38	
3E21	HOSE, SOLENOID VALVE TO CONTROL VALVE	3360-42	
3F15	HOSE, SOLENOID VALVE TO LOCK VALVE	3360-60	
3E21	HOSE, SOLENOID VALVE TO ROTARY MANIFOLD	3360-42	
3E17	HOSE, SOLENOID VALVE TO SWING DEVICE	3360-38	
3D3	HOSE, STANDARD ARM ASSEMBLY	3340-2	
3D9	HOSE, SWING DEVICE TO CONTROL VALVE	3360-6	
3D15	HOSE, SWING DEVICE TO CONTROL VALVE	3360-12	
3E21	HOSE, SWING DEVICE TO CONTROL VALVE	3360-42	
3D9	HOSE, SWING DEVICE TO RETURN PIPINGS	3360-6	
3E17	HOSE, SWING DEVICE TO SOLENOID VALVE	3360-38	
1C7	HOSE, TRAVEL DEVICE TO CENTER JOINT.....	0260-20	
1C7	HOSE, TRAVEL DEVICE TO ROTARY MANIFOLD	0260-20	
3F5	HOSE, TRAVEL PILOT VALVE TO CONTROL VALVE	3360-50	
3F7	HOSE, TRAVEL PILOT VALVE TO LOCK VALVE	3360-52	
1G11	HOSE, WATER SEPARATOR TO ENGINE	0560-4	
1G11	HOSE, WATER SEPARATOR TO FUEL TANK	0560-4	
1F21	HOSE, WATER TANK TO RADIATOR	0510-8	
2B9	HOSE, WINDSHIELD WASHER	1810-6	
3G17	HOSES, BOOM CYLINDER LOAD LOWERING.....	3360-86	
3G21	HOSES, BOOM CYLINDER LOAD LOWERING.....	3360-90	
3D1	HOSES, REPLACEMENT, AUXILIARY FOOT VAVLE TO MAIN HYDRAULIC VAVLE	3315-18	
2C7	HOURLY METER	1810-28	
1E22	HOUSING, ENGINE FLYWHEEL.....	0433-2	
1D8	HOUSING, ENGINE OIL PUMP	0407-5	
1E17	HOUSING, FAN DRIVE	0429-4	
1G13	HOUSING, FUEL FILTER WITH WATER SEPARATOR	0560-6	
1E2	HOUSING, THERMOSTAT.....	0418-2	
1H1	HP MODE INDICATOR	1674-4	
1E17	HUB, FAN DRIVE.....	0429-4	
3H1	HYDRAULIC CONNECTIONS	3360-94	
2H19	HYDRAULIC FILTER RESTRICTION INDICATOR KIT	2160-18	
3H4	HYDRAULIC KIT, CF F/HYEX.....	3301A-2	
3C7	HYDRAULIC KIT, QUICK LATCH ASSEMBLY.....	3302-26	
1H1	HYDRAULIC OIL LEVEL LIGHT	1674-4	
2H3	HYDRAULIC PUMP	2160-2	
2H5	HYDRAULIC PUMP COMPONENTS.....	2160-4	
2H17	HYDRAULIC PUMP PIPINGS TO CONTROL VALVE	2160-16	
2H15	HYDRAULIC PUMP PIPINGS TO OIL TANK	2160-14	
2H7	HYDRAULIC PUMP UNIT (COMPONENTS).....	2160-6	
2H24	HYDRAULIC QUICK COUPLERS F/AUXILIARY LINES	2163A-1	
2I2	HYDRAULIC QUICK COUPLERS, F/ROCK DRILL.....	2163B-1	
2H13	HYDRAULIC RESERVOIR	2160-12	
3C1	HYDRAULIC THUMB AND CYLINDER.....	3302-20	
3C3	HYDRAULIC THUMB AND CYLINDER.....	3302-22	
I			
1E19	IDLER PULLEY.....	0429-6	
1B3	IDLER, FRONT.....	0130-8	
1H9	IGNITION	1674-12	
1D25	IMPELLER, WATER PUMP	0417-2	
1E23	IN CHASSIS OVERHAUL GASKET SET	0452-1	
1G3	INDICATOR, AIR CLEANER	0520-2	
2H19	INDICATOR, HYDRAULIC FILTER	2160-18	
1D19	INJECTION PUMP CONTROL LEVER	0413-6	
1D19	INJECTION PUMP CONTROL VALVE	0413-6	
1D19	INJECTION PUMP HAND PRIMER.....	0413-6	
1D19	INJECTION PUMP LEVERS	0413-6	
1D19	INJECTION PUMP SHUT-OFF LEVER.....	0413-6	
1D19	INJECTION PUMP THROTTLE LEVER	0413-6	
1E1	INLET, WATER PUMP.....	0417-3	
1D22	INTAKE SYSTEM, AIR.....	0414-1	
1D11	INTAKE VALVE	0409-2	
1D8	INTAKE, ENGINE OIL PUMP	0407-5	
J			
2E19	J HOOKS	1801A-2	
1C3	JOINT, CENTER.....	0260-16	
1B14	JOINT, CENTER, ATTACHMENTS	0260-2	
K			
2B13	KEY, CAB DOOR	1810-10	
2B15	KEY, CAB DOOR	1810-12	
2G3	KEY, DOOR LOCK.....	1910-32	
1G9	KEY, FUEL TANK CAP	0560-2	
1H9	KEY, IGNITION.....	1674-12	
2E22	KEY, VANDAL PROTECTION	1910-2	
2E22	KEY, WINDOW GUARDS	1910-2	
2E17	KIT, AIR CIRCULATION FAN	1830-38	
2H22	KIT, ANTI-DRIFT F/BUCKET CYLINDER	2162A-2	
1F11	KIT, ARCTIC START (TYPE I)	0505-10	
1F13	KIT, ARCTIC START, (TYPE II)	0505-12	
1H20	KIT, ATTACHMENT MODE	1674-24	
1I8	KIT, ATTACHMENT MODE	1674-40	
3G15	KIT, AUXILIARY SPOOL CONTROL W/FLOW CONTROL	3360-84	
3G17	KIT, BOOM CYLINDER LOAD LOWERING VALVE.....	3360-86	
3G19	KIT, BOOM CYLINDER LOAD LOWERING VALVE.....	3360-88	
3G21	KIT, BOOM CYLINDER LOAD LOWERING VALVE.....	3360-90	
3G15	KIT, CONTROL, W/FLOW, AUXILIARY SPOOL CONTROL.....	3360-84	
2I15	KIT, COOLANT.....	2201A-11	
1E23	KIT, CYLINDER HEAD REMOVAL GASKET	0452-1	
1C22	KIT, CYLINDER LINER O-RING	0403-1	
2E17	KIT, DEFROSTER FAN	1830-38	
1F5	KIT, D10W HEATER.....	0505-4	
1E24	KIT, ENGINE MAJOR OVERHAUL GASKET	0452-2	
2I18	KIT, FUEL LINES, COMPRESSOR - EXCAVATOR	2201A-14	
2H19	KIT, HYDRAULIC FILTER RESTRICTION INDICATOR	2160-18	
3H4	KIT, HYDRAULIC, CF F/HYEX	3301A-2	
1E6	KIT, MECHANICAL, FUEL FILTER	0420-2	
1G18	KIT, O-RING, METRIC	1369-2	
2C9	KIT, RADIO.....	1810-30	
1E6	KIT, SEAL FUEL FILTER.....	0420-2	
3G7	KIT, SEAL, ARM CYLINDER	3360-76	
3G9	KIT, SEAL, BUCKET CYLINDER.....	3360-78	
1G13	KIT, SEAL, FUEL FILTER WITH WATER SEPARATOR	0560-6	
3G5	KIT, SEAL, LEFT BOOM CYLINDER	3360-74	
2H11	KIT, SEAL, PUMP GEAR.....	2160-10	
3G3	KIT, SEAL, RIGHT BOOM CYLINDER	3360-72	
2C23	KIT, SEAT STAND KNOB	1821-2	
3D3	KIT, STANDARD ARM ASSEMBLY	3340-2	

ALPHABETICAL INDEX - CONTINUED

GRID		PAGE	GRID		PAGE
1E11	KIT, STARTER SOLENOID	0422-2	3E23	LINE, CONTROL VALVE TO FLOW CONTROL VALVE	3360-44
1E10	KIT, STARTING MOTOR	0422-1	3F1	LINE, CONTROL VALVE TO FLOW CONTROL VALVE	3360-46
1D23	KIT, TURBOCHARGER HARDWARE	0416-2	3D13	LINE, CONTROL VALVE TO FRONT PIPINGS	3360-10
2E22	KIT, VANDAL PROTECTION	1910-2	2H17	LINE, CONTROL VALVE TO HYDRAULIC PUMP	2160-16
1E6	KIT, VENT, FUEL FILTER	0420-2	3D19	LINE, CONTROL VALVE TO MAIN PIPINGS	3360-16
1D25	KIT, WATER PUMP	0417-2	3F13	LINE, CONTROL VALVE TO OIL FILTER	3360-58
2E22	KIT, WINDOW GUARDS	1910-2	3D5	LINE, CONTROL VALVE TO OIL TANK	3360-2
1H19	KIT, WIRING HARNESS	1674-22	3F3	LINE, CONTROL VALVE TO OIL TANK	3360-48
1I7	KIT, WIRING HARNESS	1674-38	3F13	LINE, CONTROL VALVE TO OIL TANK	3360-58
2G5	KIT, WIRING HARNESS	1919-2	3D7	LINE, CONTROL VALVE TO RADIATOR	3360-4
2C23	KNOB KIT, SEAT STAND	1821-2	3E17	LINE, CONTROL VALVE TO SOLENOID VALVE	3360-38
2D10	KNOB, HEATER CONTROLLER	1830-6	3E21	LINE, CONTROL VALVE TO SOLENOID VALVE	3360-42
	L		3D9	LINE, CONTROL VALVE TO SWING DEVICE	3360-6
3G11	LABEL, AUXILIARY CONTROL	3360-80	3D15	LINE, CONTROL VALVE TO SWING DEVICE	3360-12
1E11	LABEL, BYPASS START	0422-2	3E21	LINE, CONTROL VALVE TO SWING DEVICE	3360-42
2H19	LABEL, HYDRAULIC FILTER RESTRICTION INDICATOR	2160-18	3F5	LINE, CONTROL VALVE TO TRAVEL PILOT VALVE	3360-50
1E10	LABEL, STARTING MOTOR	0422-1	2D20	LINE, ENGINE TO AIR CONDITIONER	1830-16
3D1	LABEL, AUXILIARY FOOT CONTROL	3315-18	1G11	LINE, ENGINE TO FUEL TANK	0560-4
1G16	LABELS AND DECALS	1320-2	2D12	LINE, ENGINE TO HEATER	1830-8
3C5	LATCH ASSEMBLY, QUICK	3302-24	1F19	LINE, ENGINE TO RADIATOR	0510-6
2F23	LATCH, DOOR LOCK, TOOL BOX	1910-28	1G11	LINE, ENGINE TO WATER SEPARATOR	0560-4
1D15	LEAK-OFF LINE, FUEL	0413-2	3E23	LINE, FLOW CONTROL VALVE TO CONTROL VALVE	3360-44
1D15	LEAK-OFF TEE, FUEL	0413-2	3F1	LINE, FLOW CONTROL VALVE TO CONTROL VALVE	3360-46
3G5	LEFT BOOM CYLINDER	3360-74	3F9	LINE, FLOW CONTROL VALVE TO FRONT PILOT VALVE	3360-54
2G13	LEFT REAR VIEW MIRROR	2002-2	3F11	LINE, FLOW CONTROL VALVE TO FRONT PILOT VALVE	3360-56
2H13	LEVEL GAUGE, OIL TANK	2160-12	3F15	LINE, FLOW CONTROL VALVE TO LOCK VALVE	3360-60
1F21	LEVEL SWITCH, RESERVE WATER TANK	0510-8	3F9	LINE, FRONT PILOT VALVE TO FLOW CONTROL VALVE	3360-54
1G9	LEVEL, SWITCH, FUEL TANK	0560-2	3F11	LINE, FRONT PILOT VALVE TO FLOW CONTROL VALVE	3360-56
3C23	LEVER DAMPENER, PROPEL	3315-16	3F9	LINE, FRONT PILOT VALVE TO LOCK VALVE	3360-54
3C23	LEVER DAMPENER, TRAVEL	3315-16	3F11	LINE, FRONT PILOT VALVE TO LOCK VALVE	3360-56
3C9	LEVER, CONTROL	3315-2	3D13	LINE, FRONT TO CONTROL VALVE	3360-10
3D21	LEVER, LOCK	3360-18	1D15	LINE, FUEL INJECTION	0413-2
3C15	LEVER, PROPEL CONTROL	3315-8	1D17	LINE, FUEL INJECTION PUMP	0413-4
1D19	LEVERS, FUEL INJECTION PUMP	0413-6	1G11	LINE, FUEL TANK TO ENGINE	0560-4
2B9	LIGHT, DOME	1810-6	1G11	LINE, FUEL TANK TO WATER SEPARATOR	0560-4
2C5	LIGHTER	1810-26	2D12	LINE, HEATER TO ENGINE	1830-8
1I15	LIGHTS, BOOM	1673A-2	2H17	LINE, HYDRAULIC PUMP TO CONTROL VALVE	2160-16
1I17	LIGHTS, CAB	1673A-4	2H15	LINE, HYDRAULIC PUMP TO OIL TANK	2160-14
1I19	LIGHTS, HOOD, REAR	1673A-6	3E19	LINE, HYDRAULIC PUMP TO OIL TANK	3360-40
2I22	LINE, AIR	2201A-18	3F15	LINE, LOCK VALVE TO FLOW CONTROL VALVE	3360-60
1G5	LINE, AIR CLEANER	0520-4	3F9	LINE, LOCK VALVE TO FRONT PILOT VALVE	3360-54
2D16	LINE, AIR CONDITIONER COMPRESSOR TO CONDENSER	1830-12	3F11	LINE, LOCK VALVE TO FRONT PILOT VALVE	3360-56
2D16	LINE, AIR CONDITIONER CONDENSER TO COMPRESSOR	1830-12	3F15	LINE, LOCK VALVE TO OIL FILTER	3360-60
2D16	LINE, AIR CONDITIONER CONDENSOR TO TANK	1830-12	3F15	LINE, LOCK VALVE TO SOLENOID VALVE	3360-60
2D16	LINE, AIR CONDITIONER TANK TO CONDENSOR	1830-12	3F7	LINE, LOCK VALVE TO TRAVEL PILOT VALVE	3360-52
2D18	LINE, AIR CONDITIONER TO COMPRESSOR	1830-14	3D19	LINE, MAIN TO CONTROL VALVE	3360-16
2D20	LINE, AIR CONDITIONER TO ENGINE	1830-16	3F13	LINE, OIL FILTER TO CONTROL VALVE	3360-58
2D18	LINE, AIR CONDITIONER TO RECEIVING TANK	1830-14	3F15	LINE, OIL FILTER TO LOCK VALVE	3360-60
1F17	LINE, AIR COOLER	0510-4	3F13	LINE, OIL FILTER TO OIL TANK	3360-58
3D11	LINE, BOOM BOTTOM TO BOOM CYLINDER	3360-8	3D5	LINE, OIL TANK TO CONTROL VALVE	3360-2
3D11	LINE, BOOM CYLINDER TO BOOM BOTTOM PIPINGS	3360-8	3F3	LINE, OIL TANK TO CONTROL VALVE	3360-48
3D11	LINE, BOOM CYLINDER TO CONTROL VALVE	3360-8	3F13	LINE, OIL TANK TO CONTROL VALVE	3360-58
3D17	LINE, CENTER JOINT TO CONTROL VALVE	3360-14	2H15	LINE, OIL TANK TO HYDRAULIC PUMP	2160-14
3D9	LINE, CENTER JOINT TO RETURN PIPINGS	3360-6	3E19	LINE, OIL TANK TO HYDRAULIC PUMP	3360-40
3E21	LINE, CENTER JOINT TO SOLENOID VALVE	3360-42	3F13	LINE, OIL TANK TO OIL FILTER	3360-58
1C7	LINE, CENTER JOINT TO TRAVEL DEVICE	0260-20	3D5	LINE, OIL TANK TO RADIATOR	3360-2
2D18	LINE, COMPRESSOR TO AIR CONDITIONER	1830-14	3F5	LINE, PROPEL PILOT VALVE TO CONTROL VALVE	3360-50
3D11	LINE, CONTROL VALVE TO BOOM CYLINDER	3360-8			
3D17	LINE, CONTROL VALVE TO CENTER JOINT	3360-14			

ALPHABETICAL INDEX - CONTINUED

GRID	PAGE	GRID	PAGE
3D7	LINE, RADIATOR TO CONTROL VALVE		
	3360 - 4		
1F19	LINE, RADIATOR TO ENGINE		
	0510 - 6		
3D5	LINE, RADIATOR TO OIL TANK		
	3360 - 2		
1F21	LINE, RADIATOR TO WATER TANK		
	0510 - 8		
2D18	LINE, RECEIVING TANK TO AIR CONDITIONER		
	1830 - 14		
3D9	LINE, RETURN TO CENTER JOINT		
	3360 - 6		
3D9	LINE, RETURN TO SWING DEVICE		
	3360 - 6		
3E21	LINE, ROTARY MANIFOLD TO SOLENOID VALVE		
	3360 - 42		
1C7	LINE, ROTARY MANIFOLD TO TRAVEL DEVICE		
	0260 - 20		
3E21	LINE, SOLENOID VALVE TO CENTER JOINT		
	3360 - 42		
3E17	LINE, SOLENOID VALVE TO CONTROL VALVE		
	3360 - 38		
3E21	LINE, SOLENOID VALVE TO CONTROL VALVE		
	3360 - 42		
3F15	LINE, SOLENOID VALVE TO LOCK VALVE		
	3360 - 60		
3E21	LINE, SOLENOID VALVE TO ROTARY MANIFOLD		
	3360 - 42		
3E17	LINE, SOLENOID VALVE TO SWING DEVICE		
	3360 - 38		
3D3	LINE, STANDARD ARM ASSEMBLY		
	3340 - 2		
3D9	LINE, SWING DEVICE TO CONTROL VALVE		
	3360 - 6		
3D15	LINE, SWING DEVICE TO CONTROL VALVE		
	3360 - 12		
3E21	LINE, SWING DEVICE TO CONTROL VALVE		
	3360 - 42		
3D9	LINE, SWING DEVICE TO RETURN PIPINGS		
	3360 - 6		
3E17	LINE, SWING DEVICE TO SOLENOID VALVE		
	3360 - 38		
1C7	LINE, TRAVEL DEVICE TO CENTER JOINT		
	0260 - 20		
1C7	LINE, TRAVEL DEVICE TO ROTARY MANIFOLD		
	0260 - 20		
3F5	LINE, TRAVEL PILOT VALVE TO CONTROL VALVE		
	3360 - 50		
3F7	LINE, TRAVEL PILOT VALVE TO LOCK VALVE		
	3360 - 52		
1D24	LINE, TURBOCHARGER OIL		
	0416 - 3		
1D24	LINE, TURBOCHARGER TO CYLINDER BLOCK		
	0416 - 3		
1D24	LINE, TURBOCHARGER TO FILTER		
	0416 - 3		
1G11	LINE, WATER SEPARATOR TO ENGINE		
	0560 - 4		
1G11	LINE, WATER SEPARATOR TO FUEL TANK		
	0560 - 4		
1F21	LINE, WATER TANK TO RADIATOR		
	0510 - 8		
1C22	LINER, CYLINDER		
	0403 - 1		
3G17	LINES, BOOM CYLINDER LOAD LOWERING		
	3360 - 86		
3G19	LINES, BOOM CYLINDER LOAD LOWERING		
	3360 - 88		
1E8	LINES, FUEL FILTERS		
	0420 - 4		
1H11	LINK, FUSIBLE		
	1674 - 14		
1H24	LINK, FUSIBLE		
	1674 - 30		
3G17	LOAD LOWERING VALVE KIT, BOOM CYLINDER		
	3360 - 86		
3G19	LOAD LOWERING VALVE KIT, BOOM CYLINDER		
	3360 - 88		
3G21	LOAD LOWERING VALVE KIT, BOOM CYLINDER		
	3360 - 90		
3D21	LOCK LEVER		
	3360 - 18		
3G1	LOCK VALVE		
	3360 - 70		
3F15	LOCK VALVE PIPINGS TO FLOW CONTROL VALVE		
	3360 - 60		
3F9	LOCK VALVE PIPINGS TO FRONT PILOT VALVE		
	3360 - 54		
3F11	LOCK VALVE PIPINGS TO FRONT PILOT VALVE		
	3360 - 56		
3F15	LOCK VALVE PIPINGS TO OIL FILTER		
	3360 - 60		
3F15	LOCK VALVE PIPINGS TO SOLENOID VALVE		
	3360 - 60		
3F7	LOCK VALVE PIPINGS TO TRAVEL PILOT VALVE		
	3360 - 52		
3F7	LOCK VALVE, PILOT PIPINGS		
	3360 - 52		
2B13	LOCK, CAB DOOR		
	1810 - 10		
2B15	LOCK, CAB DOOR		
	1810 - 12		
2B23	LOCK, CAB TOP HATCH		
	1810 - 20		
2G3	LOCK, DOOR		
	1910 - 32		
2E24	LOCK, LEFT FRONT SIDE COVER		
	1910 - 4		
2F11	LOCK, SIDE SHIELD DOOR		
	1910 - 16		
2F23	LOCK, TOOL BOX DOOR		
	1910 - 28		
2E22	LOCK, VANDAL PROTECTION		
	1910 - 2		
2E22	LOCK, WINDOW COVERS		
	1910 - 2		
2G10	LOWER FRONT WINDSHIELD GUARD		
	1913B - 2		
2C7	LOWER MONITOR COVER		
	1810 - 28		
1B9	LOWER ROLLER		
	0130 - 14		
1D17	LUBE LINES, FUEL INJECTION PUMP		
	0413 - 4		
3F19	LUBRICATE PIPINGS		
	3360 - 64		
M			
1C23	MAIN BEARING CAP		0404 - 2
1C16	MAIN BEARINGS		0401 - 1
1I22	MAIN FRAME		1740 - 2
2H3	MAIN HYDRAULIC PUMP		2160 - 2
2H5	MAIN HYDRAULIC PUMP COMPONENTS		2160 - 4
2H7	MAIN HYDRAULIC PUMP UNIT (COMPONENTS)		2160 - 6
3D1	MAIN HYDRAULIC VALVE TO AUXILIARY VALVE HOSE REPLACEMENT		3315 - 18
3D11	MAIN PIPINGS (CONTROL VALVE TO BOOM CYLINDERS)		3360 - 8
3D17	MAIN PIPINGS (CONTROL VALVE TO CENTER JOINT)		3360 - 14
3D13	MAIN PIPINGS (CONTROL VALVE TO FRONT PIPINGS)		3360 - 10
3D15	MAIN PIPINGS (CONTROL VALVE TO SWING DEVICE)		3360 - 12
3D19	MAIN PIPINGS TO CONTROL VALVE		3360 - 16
1H11	MAIN WIRE HARNESS		1674 - 14
1H24	MAIN WIRE HARNESS		1674 - 30
1D13	MANIFOLD, EXHAUST		0410 - 2
1C3	MANIFOLD, ROTARY		0260 - 16
2C13	MAT, CAB FLOOR		1810 - 34
3H4	MATERIAL CLAMP ASSEMBLY		3301A - 2
1C21	MEDALLION, ENGINE		0402 - 6
1G18	METRIC O-RING KIT		1369 - 2
2G13	MIRROR, LEFT REAR VIEW		2002 - 2
2F19	MIRROR, REAR VIEW, RIGHT		1910 - 24
1H20	MODE KIT, ATTACHMENT		1674 - 24
1I8	MODE KIT, ATTACHMENT		1674 - 40
3G13	MODULAR RELAY FOR DUAL AUXILIARY CONTROL		3360 - 82
3B8	MOLDBOARD, GENERAL PURPOSE BUCKET		3302 - 2
1H1	MONITOR		1674 - 4
2E17	MOTOR, AIR CIRCULATING FAN		1830 - 38
2D24	MOTOR, AIR CONDITIONER		1830 - 20
2E1	MOTOR, AIR CONDITIONER		1830 - 22
2E3	MOTOR, AIR CONDITIONER BLOWER		1830 - 24
2E17	MOTOR, DEFROSTER FAN		1830 - 38
1F24	MOTOR, ENGINE CONTROL		0515 - 2
2D8	MOTOR, HEATER		1830 - 4
1B16	MOTOR, PROPEL		0260 - 4
1B22	MOTOR, PROPEL, BRAKE VALVE COMPONENTS		0260 - 10
1B20	MOTOR, PROPEL, COMPONENTS		0260 - 8
1E10	MOTOR, STARTING		0422 - 1
1E11	MOTOR, STARTING		0422 - 2
3H14	MOTOR, SWING DEVICE		4360 - 2
3H16	MOTOR, SWING, COMPONENTS		4360 - 4
1B16	MOTOR, TRAVEL DEVICE		0260 - 4
1B22	MOTOR, TRAVEL, BRAKE VALVE COMPONENTS		0260 - 10
1B20	MOTOR, TRAVEL, COMPONENTS		0260 - 8
2B9	MOTOR, WINDSHIELD WIPER		1810 - 6
2I4	MOUNT, COMPRESSOR		2200 - 2
2I20	MOUNT, CONSOLE, ROCK DRILL		2201A - 16
2G19	MOUNT, DECONTAMINATION CAN		2005A - 2
3D1	MOUNT, PEDAL, AUXILIARY CONTROL		3315 - 18
1G7	MUFFLER		0530 - 2
N			
1F3	NOZZLE, COLD WEATHER STARTING AID SPRAY		0505 - 2
1D14	NOZZLE, FUEL INJECTION		0413 - 1
2B9	NOZZLE, WINDSHIELD WIPER		1810 - 6

ALPHABETICAL INDEX - CONTINUED

GRID	PAGE	GRID	PAGE
O			
1G18	O-RING KIT, METRIC	1369	- 2
1F15	OIL COOLER	0510	- 2
1F15	OIL COOLER CHARGE	0510	- 2
1E4	OIL COOLER, ENGINE	0419	- 2
1D4	OIL FILLER OPENING COVER	0407	- 1
3F13	OIL FILTER PIPINGS TO CONTROL VALVE	3360	- 58
3F15	OIL FILTER PIPINGS TO LOCK VALVE	3360	- 60
3F13	OIL FILTER PIPINGS TO OIL TANK	3360	- 58
1D9	OIL LEVEL SENSOR, ENGINE	0407	- 6
1D24	OIL LINE, TURBOCHARGER TO CYLINDER BLOCK	0416	- 3
1D24	OIL LINE, TURBOCHARGER TO FILTER	0416	- 3
1D9	OIL PAN, ENGINE	0407	- 6
1C17	OIL PRESSURE RELIEF VALVE	0402	- 2
1C23	OIL PRESSURE SWITCH	0404	- 2
1D5	OIL SAMPLING VALVE	0407	- 2
3E15	OIL SAMPLING VALVE, HYDRAULIC	3360	- 36
2H13	OIL TANK	2160	- 12
2H15	OIL TANK PIPING TO HYDRAULIC PUMP	2160	- 14
3D5	OIL TANK PIPINGS TO CONTROL VALVE	3360	- 2
3F3	OIL TANK PIPINGS TO CONTROL VALVE	3360	- 48
3F13	OIL TANK PIPINGS TO CONTROL VALVE	3360	- 58
3E19	OIL TANK PIPINGS TO HYDRAULIC PUMP	3360	- 40
3F13	OIL TANK PIPINGS TO OIL FILTER	3360	- 58
3D5	OIL TANK PIPINGS TO RADIATOR	3360	- 2
1G20	OILSCAN PLUS TEST KIT	1369	- 5
1H1	OVERHEAT LIGHT	1674	- 4
2G17	OVERLOAD ALARM	2004A	- 2
P			
1D9	PAN, ENGINE OIL	0407	- 6
3D1	PEDAL MOUNT, AUXILIARY CONTROL	3315	- 18
3C17	PEDALS, PROPEL	3315	- 10
3H7	PILOT CONTROLS FOR HAND HELD TOOLS	3362A	- 4
3H9	PILOT CONTROLS FOR HAND HELD TOOLS	3362A	- 6
3H11	PILOT CONTROLS FOR ROCK DRILL HYDRAULICS	3362A	- 8
3G13	PILOT DUAL CONTROL HANDLE	3360	- 82
3D21	PILOT LOCK LEVER	3360	- 18
3E15	PILOT PIPINGS	3360	- 36
3E23	PILOT PIPINGS (CONTROL VALVE, PILOT PIPINGS FLOW CONTROL VALVE)	3360	- 44
3F1	PILOT PIPINGS (CONTROL VALVE, PILOT PIPINGS FLOW CONTROL VALVE)	3360	- 46
3F9	PILOT PIPINGS (FLOW CONTROL VALVE)	3360	- 54
3F11	PILOT PIPINGS (FLOW CONTROL VALVE)	3360	- 56
3F15	PILOT PIPINGS (LOCK VALVE, OIL FILTER)	3360	- 60
3F3	PILOT PIPINGS (OIL TANK, CONTROL VALVE)	3360	- 48
3F13	PILOT PIPINGS (OIL TANK, OIL FILTER, CONTROL VALVE)	3360	- 58
3E19	PILOT PIPINGS (OIL TANK, PUMP)	3360	- 40
3E21	PILOT PIPINGS (SOLENOID VALVE, CENTER JOINT, SWING DEVICE, CONTROL VALVE)	3360	- 42
3E17	PILOT PIPINGS (SWING DEVICE, CONTROL VALVE, SOLENOID VALVE)	3360	- 38
3F7	PILOT PIPINGS (TRAVEL PILOT VALVE)	3360	- 52
3F5	PILOT PIPINGS (TRAVEL PILOT VALVE, CONTROL VALVE)	3360	- 50
3C13	PILOT VALVE COMPONENTS (FRONT AND SWING)	3315	- 6
3C11	PILOT VALVE, FRONT	3315	- 4
3F9	PILOT VALVE, FRONT, PIPINGS TO FLOW CONTROL VALVE	3360	- 54
3F11	PILOT VALVE, FRONT, PIPINGS TO FLOW CONTROL VALVE	3360	- 56
3F9	PILOT VALVE, FRONT, PIPINGS TO LOCK VALVE	3360	- 54
3F11	PILOT VALVE, FRONT, PIPINGS TO LOCK VALVE	3360	- 56
3C19	PILOT VALVE, PROPEL	3315	- 12
3C21	PILOT VALVE, PROPEL, COMPONENTS	3315	- 14
3C11	PILOT VALVE, SWING	3315	- 4
3C19	PILOT VALVE, TRAVEL	3315	- 12
3C21	PILOT VALVE, TRAVEL, COMPONENTS	3315	- 14
2I5	PIN-UP DATA, BUCKET	2200	- 3
2I8	PIN-UP DATA, BUCKET	2201A	- 3
2I10	PIN-UP DATA, BUCKET	2201A	- 5
2I12	PIN-UP DATA, BUCKET	2201A	- 7
2I14	PIN-UP DATA, BUCKET	2201A	- 9
2I17	PIN-UP DATA, BUCKET	2201A	- 13
2I19	PIN-UP DATA, BUCKET	2201A	- 15
2I21	PIN-UP DATA, BUCKET	2201A	- 17
2I23	PIN-UP DATA, BUCKET	2201A	- 19
3B24	PIN-UP DATA, BUCKET	3302	- 18
3C2	PIN-UP DATA, BUCKET	3302	- 21
3C4	PIN-UP DATA, BUCKET	3302	- 23
3C6	PIN-UP DATA, BUCKET	3302	- 25
1G7	PIPE, EXHAUST	0530	- 2
1G5	PIPING, AIR CLEANER	0520	- 4
2D16	PIPING, AIR CONDITIONER COMPRESSOR TO CONDENSER	1830	- 12
2D16	PIPING, AIR CONDITIONER CONDENSER TO COMPRESSOR	1830	- 12
2D16	PIPING, AIR CONDITIONER CONDENSOR TO TANK	1830	- 12
2D16	PIPING, AIR CONDITIONER TANK TO CONDENSOR	1830	- 12
2D18	PIPING, AIR CONDITIONER TO COMPRESSOR	1830	- 14
2D20	PIPING, AIR CONDITIONER TO ENGINE	1830	- 16
2D18	PIPING, AIR CONDITIONER TO RECEIVING TANK	1830	- 14
1F17	PIPING, AIR COOLER	0510	- 4
3G23	PIPING, AUXILIARY HYDRAULIC	3360	- 92
3F17	PIPING, BOOM	3360	- 62
3D19	PIPING, BOOM BOTTOM	3360	- 16
3D11	PIPING, BOOM BOTTOM TO BOOM CYLINDER	3360	- 8
3D11	PIPING, BOOM CYLINDER TO BOOM BOTTOM PIPINGS	3360	- 8
3D11	PIPING, BOOM CYLINDER TO CONTROL VALVE	3360	- 8
3D17	PIPING, CENTER JOINT TO CONTROL VALVE	3360	- 14
3D9	PIPING, CENTER JOINT TO RETURN PIPINGS	3360	- 6
3E21	PIPING, CENTER JOINT TO SOLENOID VALVE	3360	- 42
1C7	PIPING, CENTER JOINT TO TRAVEL DEVICE	0260	- 20
2D18	PIPING, COMPRESSOR TO AIR CONDITIONER	1830	- 14
3D1	PIPING, CONTROL VALVE TO AUXILIARY FOOT VALVE	3315	- 18
3D11	PIPING, CONTROL VALVE TO BOOM CYLINDER	3360	- 8
3D17	PIPING, CONTROL VALVE TO CENTER JOINT	3360	- 14
3E23	PIPING, CONTROL VALVE TO FLOW CONTROL VALVE	3360	- 44
3F1	PIPING, CONTROL VALVE TO FLOW CONTROL VALVE	3360	- 46
3D13	PIPING, CONTROL VALVE TO FRONT PIPINGS	3360	- 10
2H17	PIPING, CONTROL VALVE TO HYDRAULIC PUMP	2160	- 16
3D19	PIPING, CONTROL VALVE TO MAIN PIPINGS	3360	- 16
3F13	PIPING, CONTROL VALVE TO OIL FILTER	3360	- 58
3D5	PIPING, CONTROL VALVE TO OIL TANK	3360	- 2
3F3	PIPING, CONTROL VALVE TO OIL TANK	3360	- 48
3F13	PIPING, CONTROL VALVE TO OIL TANK	3360	- 58
3D7	PIPING, CONTROL VALVE TO RADIATOR	3360	- 4
3E17	PIPING, CONTROL VALVE TO SOLENOID VALVE	3360	- 38
3E21	PIPING, CONTROL VALVE TO SOLENOID VALVE	3360	- 42

ALPHABETICAL INDEX - CONTINUED

<i>GRID</i>	<i>PAGE</i>	<i>GRID</i>	<i>PAGE</i>		
3D9	PIPING, CONTROL VALVE TO SWING DEVICE.....	3360 - 6	3F9	PIPING, PILOT (FLOW CONTROL VALVE)	3360 - 54
3D15	PIPING, CONTROL VALVE TO SWING DEVICE.....	3360 - 12	3F11	PIPING, PILOT (FLOW CONTROL VALVE)	3360 - 56
3E21	PIPING, CONTROL VALVE TO SWING DEVICE.....	3360 - 42	3F15	PIPING, PILOT (LOCK VALVE, OIL FILTER).....	3360 - 60
3F5	PIPING, CONTROL VALVE TO TRAVEL PILOT VALVE	3360 - 50	3F3	PIPING, PILOT (OIL TANK, CONTROL VALVE)	3360 - 48
2H17	PIPING, DELIVERY	2160 - 16	3F13	PIPING, PILOT (OIL TANK, OIL FILTER, CONTROL VALVE)	3360 - 58
3D9	PIPING, DRAIN (CENTER JOINT, SWING DEVICE, CONTROL VALVE)	3360 - 6	3E19	PIPING, PILOT (OIL TANK, PUMP)	3360 - 40
2D20	PIPING, ENGINE TO AIR CONDITIONER	1830 - 16	3E21	PIPING, PILOT (SOLENOID VALVE, CENTER JOINT, SWING DEVICE, CONTROL VALVE)	3360 - 42
1G11	PIPING, ENGINE TO FUEL TANK	0560 - 4	3E17	PIPING, PILOT (SWING DEVICE, CONTROL VALVE, SOLENOID VALVE)	3360 - 38
2D12	PIPING, ENGINE TO HEATER	1830 - 8	3F7	PIPING, PILOT (TRAVEL PILOT VALVE).....	3360 - 52
1F19	PIPING, ENGINE TO RADIATOR	0510 - 6	3F5	PIPING, PILOT (TRAVEL PILOT VALVE, CONTROL VALVE)	3360 - 50
1G11	PIPING, ENGINE TO WATER SEPARATOR	0560 - 4	3F5	PIPING, PROPEL PILOT VALVE TO CONTROL VALVE	3360 - 50
3E23	PIPING, FLOW CONTROL VALVE TO CONTROL VALVE	3360 - 44	3D7	PIPING, RADIATOR TO CONTROL VALVE	3360 - 4
3F1	PIPING, FLOW CONTROL VALVE TO CONTROL VALVE	3360 - 46	1F19	PIPING, RADIATOR TO ENGINE	0510 - 6
3F9	PIPING, FLOW CONTROL VALVE TO FRONT PILOT VALVE.....	3360 - 54	3D5	PIPING, RADIATOR TO OIL TANK.....	3360 - 2
3F11	PIPING, FLOW CONTROL VALVE TO FRONT PILOT VALVE.....	3360 - 56	1F21	PIPING, RADIATOR TO WATER TANK	0510 - 8
3F15	PIPING, FLOW CONTROL VALVE TO LOCK VALVE	3360 - 60	2D18	PIPING, RECEIVING TANK TO AIR CONDITIONER.....	1830 - 14
3F9	PIPING, FRONT PILOT VALVE TO FLOW CONTROL VALVE	3360 - 54	3D5	PIPING, RETURN	3360 - 2
3F11	PIPING, FRONT PILOT VALVE TO FLOW CONTROL VALVE	3360 - 56	3D7	PIPING, RETURN (CONTROL VALVE TO RADIATOR)	3360 - 4
3F9	PIPING, FRONT PILOT VALVE TO LOCK VALVE	3360 - 54	3D9	PIPING, RETURN TO CENTER JOINT.....	3360 - 6
3F11	PIPING, FRONT PILOT VALVE TO LOCK VALVE	3360 - 56	3D9	PIPING, RETURN TO SWING DEVICE	3360 - 6
3D13	PIPING, FRONT TO CONTROL VALVE	3360 - 10	3E21	PIPING, ROTARY MANIFOLD TO SOLENOID VALVE	3360 - 42
1G11	PIPING, FUEL TANK TO ENGINE	0560 - 4	1C7	PIPING, ROTARY MANIFOLD TO TRAVEL DEVICE.....	0260 - 20
1G11	PIPING, FUEL TANK TO WATER SEPARATOR	0560 - 4	3E21	PIPING, SOLENOID VALVE TO CENTER JOINT	3360 - 42
2D12	PIPING, HEATER TO ENGINE	1830 - 8	3E17	PIPING, SOLENOID VALVE TO CONTROL VALVE	3360 - 38
2H17	PIPING, HYDRAULIC PUMP TO CONTROL VALVE.....	2160 - 16	3E21	PIPING, SOLENOID VALVE TO CONTROL VALVE	3360 - 42
2H15	PIPING, HYDRAULIC PUMP TO OIL TANK.....	2160 - 14	3F15	PIPING, SOLENOID VALVE TO LOCK VALVE	3360 - 60
3E19	PIPING, HYDRAULIC PUMP TO OIL TANK.....	3360 - 40	3E21	PIPING, SOLENOID VALVE TO ROTARY MANIFOLD	3360 - 42
3F15	PIPING, LOCK VALVE TO FLOW CONTROL VALVE	3360 - 60	3E17	PIPING, SOLENOID VALVE TO SWING DEVICE	3360 - 38
3F9	PIPING, LOCK VALVE TO FRONT PILOT VALVE	3360 - 54	2H15	PIPING, SUCTION	2160 - 14
3F11	PIPING, LOCK VALVE TO FRONT PILOT VALVE	3360 - 56	3D9	PIPING, SWING DEVICE TO CONTROL VALVE.....	3360 - 6
3F15	PIPING, LOCK VALVE TO OIL FILTER	3360 - 60	3D15	PIPING, SWING DEVICE TO CONTROL VALVE.....	3360 - 12
3F15	PIPING, LOCK VALVE TO SOLENOID VALVE	3360 - 60	3E21	PIPING, SWING DEVICE TO CONTROL VALVE.....	3360 - 42
3F7	PIPING, LOCK VALVE TO TRAVEL PILOT VALVE	3360 - 52	3D9	PIPING, SWING DEVICE TO RETURN PIPINGS	3360 - 6
3D11	PIPING, MAIN (CONTROL VALVE TO BOOM CYLINDERS)	3360 - 8	3E17	PIPING, SWING DEVICE TO SOLENOID VALVE	3360 - 38
3D17	PIPING, MAIN (CONTROL VALVE TO CENTER JOINT)	3360 - 14	1C7	PIPING, TRAVEL	0260 - 20
3D13	PIPING, MAIN (CONTROL VALVE TO FRONT PIPINGS)	3360 - 10	1C7	PIPING, TRAVEL DEVICE TO CENTER JOINT.....	0260 - 20
3D15	PIPING, MAIN (CONTROL VALVE TO SWING DEVICE)	3360 - 12	1C7	PIPING, TRAVEL DEVICE TO ROTARY MANIFOLD	0260 - 20
3D19	PIPING, MAIN TO CONTROL VALVE	3360 - 16	3F5	PIPING, TRAVEL PILOT VALVE TO CONTROL VALVE	3360 - 50
3F13	PIPING, OIL FILTER TO CONTROL VALVE	3360 - 58	3F7	PIPING, TRAVEL PILOT VALVE TO LOCK VALVE	3360 - 52
3F15	PIPING, OIL FILTER TO LOCK VALVE	3360 - 60	1G11	PIPING, WATER SEPARATOR TO ENGINE	0560 - 4
3F13	PIPING, OIL FILTER TO OIL TANK	3360 - 58	1G11	PIPING, WATER SEPARATOR TO FUEL TANK	0560 - 4
3D5	PIPING, OIL TANK TO CONTROL VALVE.....	3360 - 2	1F21	PIPING, WATER TANK TO RADIATOR	0510 - 8
3F3	PIPING, OIL TANK TO CONTROL VALVE.....	3360 - 48	3F19	PIPINGS, LUBRICATE	3360 - 64
3F13	PIPING, OIL TANK TO CONTROL VALVE.....	3360 - 58	1C22	PISTON RINGS	0403 - 1
2H15	PIPING, OIL TANK TO HYDRAULIC PUMP.....	2160 - 14	1C22	PISTON, ENGINE	0403 - 1
3E19	PIPING, OIL TANK TO HYDRAULIC PUMP.....	3360 - 40	1B20	PISTON, SERVO	0260 - 8
3F13	PIPING, OIL TANK TO OIL FILTER	3360 - 58	1C1	PISTON, SERVO, COMPONENTS	0260 - 14
3D5	PIPING, OIL TANK TO RADIATOR.....	3360 - 2	2C15	PLATE, CAB FLOOR	1810 - 36
3E23	PIPING, PILOT (CONTROL VALVE, PILOT PIPINGS FLOW CONTROL VALVE)	3360 - 44	2C15	PLATFORM, CAB FLOOR	1810 - 36
3F1	PIPING, PILOT (CONTROL VALVE, PILOT PIPINGS FLOW CONTROL VALVE)	3360 - 46	1C21	PLUG,ENGINE OIL FILL	0402 - 6
			3G23	PLUMBING, AUXILIARY HYDRAULIC	3360 - 92
			1H1	PREHEAT INDICATOR LIGHT	1674 - 4
			3F3	PRESSURE SENSOR, OIL TANK PILOT PIPINGS	3360 - 48
			2H7	PRESSURE SENSOR, PUMP	2160 - 6

ALPHABETICAL INDEX - CONTINUED

GRID	PAGE	GRID	PAGE
2D24	PRESSURE SWITCH, AIR CONDITIONER	1830-20	
1G13	PRIMER, HAND FUEL FILTER	0560-6	
3C15	PROPEL CONTROL LEVER	3315-8	
3C23	PROPEL LEVER DAMPENERS.....	3315-16	
1B16	PROPEL MOTOR	0260-4	
1B22	PROPEL MOTOR BRAKE RELIEF VALVE	0260-10	
1B24	PROPEL MOTOR BRAKE RELIEF VALVE COMPONENTS	0260-12	
1B22	PROPEL MOTOR BRAKE VALVE COMPONENTS	0260-10	
1B20	PROPEL MOTOR COMPONENTS	0260-8	
1C9	PROPEL MOTOR COVER.....	0260-22	
1C1	PROPEL MOTOR SERVO PISTON COMPONENTS	0260-14	
3C17	PROPEL PEDALS	3315-10	
3C19	PROPEL PILOT VALVE	3315-12	
3C21	PROPEL PILOT VALVE COMPONENTS	3315-14	
3F5	PROPEL PILOT VALVE PIPINGS TO CONTROL VALVE	3360-50	
3F3	PROPEL PRESSURE SWITCH.....	3360-48	
2D16	PULLEY, AIR CONDITIONER COMPRESSOR	1830-12	
1G23	PULLEY, ALTERNATOR (45 AMP).....	1672-1	
1E16	PULLEY, AUXILIARY	0429-3	
1E15	PULLEY, CRANKSHAFT	0429-2	
1E17	PULLEY, FAN DRIVE.....	0429-4	
1E19	PULLEY, IDLER.....	0429-6	
1E17	PULLEY, TENSIONER	0429-4	
2H5	PUMP COUPLING	2160-4	
2H5	PUMP DEVICE COMPONENTS	2160-4	
2H11	PUMP GEAR COMPONENTS	2160-10	
3E19	PUMP PIPINGS TO OIL TANK	3360-40	
2H7	PUMP PRESSURE SENSOR	2160-6	
2H9	PUMP REGULATOR (COMPONENTS).....	2160-8	
2H7	PUMP UNIT, COMPONENTS	2160-6	
1D8	PUMP, ENGINE OIL.....	0407-5	
1D17	PUMP, FUEL INJECTION	0413-4	
2H3	PUMP, HYDRAULIC.....	2160-2	
1D25	PUMP, WATER.....	0417-2	
2C11	PUMP, WINDOW WASHER.....	1810-32	
1C19	PUSH RODS.....	0402-4	
Q			
2H24	QUICK COUPLERS, AUXILIARY LINES	2163A-1	
2I2	QUICK COUPLERS, HYDRAULIC, F/ROCK DRILL.....	2163B-1	
3C5	QUICK LATCH ASSEMBLY	3302-24	
3C7	QUICK LATCH ASSEMBLY HYDRAULIC KIT	3302-26	
3H4	QUICK LATCH W/KIT	3301A-2	
R			
2C3	RACK, RIFLE	1810-24	
1F15	RADIATOR	0510-2	
1F17	RADIATOR ATTACHMENTS	0510-4	
1F19	RADIATOR PIPING TO ENGINE.....	0510-6	
1F21	RADIATOR PIPING TO WATER TANK.....	0510-8	
3D7	RADIATOR PIPINGS TO CONTROL VALVE	3360-4	
3D5	RADIATOR PIPINGS TO OIL TANK	3360-2	
1F19	RADIATOR SUPPORT.....	0510-6	
2D24	RADIATOR, AIR CONDITIONER.....	1830-20	
2C9	RADIO	1810-30	
2B9	RADIO ANTENNA.....	1810-6	
2B9	RADIO SPEAKER.....	1810-6	
2B9	RADIO SPEAKER WIRE HARNESS	1810-6	
1I19	REAR HOOD LIGHTS	1673A-6	
2E15	REAR TRAY (FOR UNITS WITH AIR CONDITIONER)	1830-36	
2E13	REAR TRAY (FOR UNITS WITH HEATER)	1830-34	
2G13	REAR VIEW MIRROR, LEFT.....	2002-2	
2F19	REAR VIEW MIRROR, RIGHT	1910-24	
2D16	RECEIVER TANK, AIR CONDITIONER	1830-12	
2D18	RECEIVING TANK PIPING TO AIR CONDITIONER	1830-14	
1I13	RECEPTACLE, SLAVE.....	1671A-2	
3H6	REEL, HOSE	3362A-3	
2H9	REGULATOR (COMPONENTS).....	2160-8	
1G23	REGULATOR, ALTERNATOR	1672-1	
2H7	REGULATOR, PUMP	2160-6	
2E1	RELAY, AIR CONDITIONER	1830-22	
1H7	RELAY, BATTERY	1674-10	
3G13	RELAY, MODULAR FOR DUAL AUXILIARY CONTROL	3360-82	
1H5	RELAYS	1674-8	
3F23	RELIEF VALVE.....	3360-68	
1C17	RELIEF VALVE, ENGINE OIL PRESSURE	0402-2	
1B22	RELIEF VALVE, PROPEL MOTOR BRAKE	0260-10	
1B24	RELIEF VALVE, PROPEL MOTOR BRAKE COMPONENTS	0260-12	
3D1	REPLACEMENT, AUXILIARY FOOT CONTROL	3315-18	
1F21	RESERVE WATER TANK	0510-8	
2H13	RESERVOIR, HYDRAULIC	2160-12	
2C11	RESERVOIR, WINDOW WASHER	1810-32	
2D8	RESISTOR, HEATER	1830-4	
2E3	RESISTOR, AIR CONDITIONER BLOWER	1830-24	
2D5	RETRACTABLE SEAT BELT (76MM (3") WIDE).....	1821-9	
2I13	RETURN LINE, DRILL	2201A-8	
3D5	RETURN PIPINGS	3360-2	
3D7	RETURN PIPINGS (CONTROL VALVE TO RADIATOR)	3360-4	
3D9	RETURN PIPINGS TO CENTER JOINT	3360-6	
3D9	RETURN PIPINGS TO SWING DEVICE.....	3360-6	
2C3	RIFLE RACK.....	1810-24	
3G3	RIGHT BOOM CYLINDER	3360-72	
1E21	RING GEAR, FLYWHEEL	0433-1	
1C22	RINGS, PISTON	0403-1	
2I7	ROCK DRILL AIR LINES	2201A-2	
3H4	ROCK DRILL BRACKET ASSEMBLY	3301A-2	
2I20	ROCK DRILL ELECTRIC, CONSOLE MOUNT.....	2201A-16	
2I2	ROCK DRILL, QUICK COUPLERS	2163B-1	
1C21	ROCKER ARM COVER	0402-6	
1C21	ROCKER ARM COVER GASKET	0402-6	
1C19	ROCKER ARM SHAFT.....	0402-4	
1C19	ROCKER ARMS	0402-4	
1C22	ROD, CONNECTING	0403-1	
1C19	RODS, PUSH	0402-4	
1B9	ROLLER, LOWER.....	0130-14	
1B7	ROLLER, UPPER.....	0130-12	
1C3	ROTARY MANIFOLD	0260-16	
3E21	ROTARY MANIFOLD PIPINGS TO SOLENOID VALVE	3360-42	
1C7	ROTARY MANIFOLD PIPINGS TO TRAVEL DEVICE	0260-20	
1C5	ROTARY MANIFOLD SUPPORT.....	0260-18	
2F19	RUBBER STRIP, TOOL BOX	1910-24	
1I24	RUBRAIL.....	1740-4	
S			
1D5	SAMPLING VALVE, OIL.....	0407-2	
2G7	SCREEN, CAB, UPPER FRONT	1913A-2	
3G7	SEAL KIT, ARM CYLINDER	3360-76	
3G9	SEAL KIT, BUCKET CYLINDER	3360-78	

ALPHABETICAL INDEX - CONTINUED

GRID	PAGE	GRID	PAGE		
3G5	SEAL KIT, LEFT BOOM CYLINDER	3360-74	1E13	STRAP, ALTERNATOR MOUNTING	0423-2
2H11	SEAL KIT, PUMP GEAR	2160-10	2H15	SUCTION PIPINGS	2160-14
3G3	SEAL KIT, RIGHT BOOM CYLINDER.....	3360-72	1E17	SUPPORT DRIVE, FAN.....	0429-4
2C23	SEAT	1821-2	1E13	SUPPORT, ALTERNATOR	0423-2
2D3	SEAT BELT.....	1821-6	1F3	SUPPORT, COLD WEATHER STARTING AID	0505-2
2D5	SEAT BELT, RETRACTABLE (76MM (3") WIDE	1821-9	2C23	SUSPENSION, SEAT	1821-2
2D1	SEAT STAND ADJUSTER.....	1821-4	1J3	SWING BEARING.....	1740-8
2D1	SEAT STAND COMPONENTS	1821-4	1J5	SWING BEARING GREASE COVER	1740-10
1F21	SENDER, RESERVE WATER TANK.....	0510-8	3H14	SWING DEVICE	4360-2
1D9	SENSOR, ENGINE OIL LEVEL	0407-6	3D9	SWING DEVICE PIPINGS TO CONTROL VALVE	3360-6
2H5	SENSOR, ENGINE SPEED	2160-4	3D15	SWING DEVICE PIPINGS TO CONTROL VALVE	3360-12
1C14	SENSOR, ENGINE TEMPERATURE.....	0400-2	3E21	SWING DEVICE PIPINGS TO CONTROL VALVE	3360-42
3F3	SENSOR, PRESSURE, OIL TANK PILOT PIPINGS	3360-48	3D9	SWING DEVICE PIPINGS TO RETURN PIPINGS.....	3360-6
2H7	SENSOR, PUMP PRESSURE.....	2160-6	3E17	SWING DEVICE PIPINGS TO SOLENOID VALVE	3360-38
1C14	SENSOR, THERMOSTAT HOUSING TEMPERATURE	0400-2	3H16	SWING MOTOR COMPONENTS	4360-4
1B20	SERVO PISTON.....	0260-8	3C11	SWING PILOT VALVE	3315-4
1C19	SHAFT, ROCKER ARM	0402-4	3C13	SWING PILOT VALVE COMPONENTS	3315-6
3B14	SHANK, BUCKET TOOTH, GENERAL PURPOSE	3302-8	1G9	SWITCH LEVEL, FUEL TANK.....	0560-2
3B10	SHANK, DITCH CLEANING BUCKET.....	3302-4	3E23	SWITCH, ARM IN PRESSURE	3360-44
3B16	SHANK, HEAVY DUTY HIGH CAPACITY BUCKET, 310 SERIES	3302-10	3E23	SWITCH, BOOM UP PRESSURE	3360-44
3B18	SHANK, HEAVY DUTY HIGH CAPACITY BUCKET, 400 SERIES	3302-12	3F3	SWITCH, DIG PRESSURE	3360-48
3B20	SHANK, SEVERE DUTY CAST LIP BUCKET	3302-14	1G1	SWITCH, ENGINE CONTROLLER	0515-4
3B22	SHANK, SEVERE DUTY PLATE LIP BUCKET	3302-16	1C14	SWITCH, ENGINE TEMPERATURE	0400-2
1B11	SHOE, TRACK	0130-16	1H17	SWITCH, ENGINE TEMPERATURE	1674-20
1D1	SHORT BLOCK, ENGINE	0404-4	1I5	SWITCH, ENGINE TEMPERATURE	1674-36
1F17	SHROUD, FAN.....	0510-4	3G11	SWITCH, FOOT, AUXILIARY ELECTRIC	3360-80
1D19	SHUT-OFF LEVER, FUEL INJECTION PUMP	0413-6	1F21	SWITCH, LEVEL, RESERVE WATER TANK	0510-8
3B8	SIDE CUTTERS, GENERAL PURPOSE BUCKET	3302-2	1C23	SWITCH, OIL PRESSURE.....	0404-2
1I24	SIDE RAIL.....	1740-4	2D24	SWITCH, PRESSURE, AIR CONDITIONER	1830-20
1I13	SLAVE RECEPTACLE	1671A-2	3F3	SWITCH, PROPEL PRESSURE	3360-48
2D1	SLIDER, SEAT STAND	1821-4	1D11	SWITCH, TEMPERATURE.....	0409-2
3E13	SOLENOID VALVE.....	3360-34	2E17	SWITCH, TOGGLE, AIR CIRCULATING FAN	1830-38
3E15	SOLENOID VALVE.....	3360-36	2E17	SWITCH, TOGGLE, DEFROSTER FAN	1830-38
3G13	SOLENOID VALVE DUAL CONTROL HARNESS	3360-82	1H1	SWITCH, TRAVEL MODE	1674-4
3E21	SOLENOID VALVE PIPINGS TO CENTER JOINT	3360-42	1H1	SWITCH, WIPER	1674-4
3E17	SOLENOID VALVE PIPINGS TO CONTROL VALVE	3360-38	1H1	SWITCH, WORK LIGHT.....	1674-4
3E21	SOLENOID VALVE PIPINGS TO CONTROL VALVE	3360-42	1H1	SWITCHBOARD	1674-4
3F15	SOLENOID VALVE PIPINGS TO LOCK VALVE	3360-60	1D15	SYSTEM, FUEL INJECTION	0413-2
3E21	SOLENOID VALVE PIPINGS TO ROTARY MANIFOLD	3360-42			
3E17	SOLENOID VALVE PIPINGS TO SWING DEVICE	3360-38			
1D21	SOLENOID, FUEL INJECTION PUMP SHUT-OFF.....	0413-8			
1E11	SOLENOID, STARTER.....	0422-2	2D16	TANK, AIR CONDITIONER	1830-12
1F23	SPACER, FAN BLADE.....	0510-10	2D16	TANK, FREON	1830-12
2B9	SPEAKER, RADIO	1810-6	1G9	TANK, FUEL	0560-2
2H5	SPEED SENSOR, ENGINE	2160-4	2H13	TANK, OIL.....	2160-12
3G15	SPOOL CONTROL W/FLOW KIT	3360-84	2D16	TANK, RECEIVER, AIR CONDITIONER	1830-12
1B5	SPRING, ADJUSTER	0130-10	1F21	TANK, WATER, RESERVE	0510-8
2C17	STAND	1810-38	2C11	TANK, WINDOW WASHER	1810-32
2C23	STAND, SEAT	1821-2	3B14	TEETH, BUCKET, GENERAL PURPOSE	3302-8
2D1	STAND, SEAT, COMPONENTS	1821-4	3B10	TEETH, DITCH CLEANING BUCKET	3302-4
3D3	STANDARD ARM 2.96M	3340-2	3B12	TEETH, ESCO	3302-6
1H9	START SWITCH.....	1674-12	3B16	TEETH, HEAVY DUTY HIGH CAPACITY BUCKET, 310 SERIES	3302-10
1E11	STARTER COMPONENTS.....	0422-2	3B18	TEETH, HEAVY DUTY HIGH CAPACITY BUCKET, 400 SERIES	3302-12
1H7	STARTER RELAY.....	1674-10	3B20	TEETH, SEVERE DUTY CAST LIP BUCKET.....	3302-14
1E11	STARTER SOLENOID KIT.....	0422-2	3B22	TEETH, SEVERE DUTY PLATE LIP BUCKET	3302-16
1F3	STARTING AID, COLD WEATHER	0505-2	1D11	TEMPERATURE SWITCH	0409-2
1E10	STARTING MOTOR	0422-1	1C14	TEMPERATURE SWITCH, ENGINE	0400-2
2G23	STORAGE BOX, VANDAL PROTECTION	2013B-3	1H17	TEMPERATURE SWITCH, ENGINE	1674-20
2E19	STORAGE HOOKS, CAB.....	1801A-2	1I5	TEMPERATURE SWITCH, ENGINE	1674-36
2G22	STORAGE MOUNT, VANDAL PROTECTION	2013B-2	1E17	TENSIONER, BELT IDLER	0429-4
1G9	STRAINER, FUEL TANK	0560-2	1H22	TERMINALS, WEATHERPACK	1674-26
			1I10	TERMINALS, WEATHERPACK	1674-42
			1G20	TEST KIT	1369-5
			1E2	THERMOSTAT COVER	0418-2

T

ALPHABETICAL INDEX - CONTINUED

GRID	PAGE	GRID	PAGE
1E2	THERMOSTAT HOUSING0418-2	1D24	TURBOCHARGER OIL LINES.....0416-3
1C14	THERMOSTAT HOUSING TEMPERATURE SENSOR0400-2		
2D24	THERMOSTAT, AIR CONDITIONER.....1830-20		
1E2	THERMOSTAT, ENGINE0418-2		U
1D19	THROTTLE LEVER, FUEL INJECTION PUMP.....0413-6	2G1	UNDER COVER1910-30
3C1	THUMB AND CYLINDER, HYDRAULIC3302-20	2F13	UNDER COVER, LEFT SIDE1910-18
3C3	THUMB AND CYLINDER, HYDRAULIC3302-22	1B7	UPPER ROLLER0130-12
1C17	TIMING GEAR COVER0402-2		
2E17	TOGGLE SWITCH, AIR CIRCULATING FAN.....1830-38		V
2E17	TOGGLE SWITCH, DEFROSTER FAN.....1830-38	3G17	VALVE KIT, BOOM CYLINDER LOAD LOWERING.....3360-86
2F19	TOOL BOX1910-24	3G19	VALVE KIT, BOOM CYLINDER LOAD LOWERING.....3360-88
2F19	TOOL BOX COVER1910-24	3G21	VALVE KIT, BOOM CYLINDER LOAD LOWERING.....3360-90
2F23	TOOL BOX DOOR LOCK LATCH.....1910-28	3G19	VALVE, BOOM CYLINDER LOADER LOWERING.....3360-88
2F21	TOOL BOX SECURITY HASP.....1910-26	1B20	VALVE, BRAKE0260-8
3B14	TOOTH ASSEMBLY, GENERAL PURPOSE BUCKET.....3302-8	1B22	VALVE, BRAKE, COMPONENTS0260-10
3B10	TOOTH, DITCH CLEANING BUCKET.....3302-4	3D23	VALVE, CONTROL.....3360-20
3B12	TOOTH, ESCO3302-6	3E3	VALVE, CONTROL (COMPONENTS)3360-24
3B16	TOOTH, HEAVY DUTY HIGH CAPACITY BUCKET, 310 SERIES3302-10	3E5	VALVE, CONTROL (COMPONENTS)3360-26
3B18	TOOTH, HEAVY DUTY HIGH CAPACITY BUCKET, 400 SERIES3302-12	3E7	VALVE, CONTROL (COMPONENTS)3360-28
3B20	TOOTH, SEVERE DUTY CAST LIP BUCKET3302-14	3E9	VALVE, CONTROL (COMPONENTS)3360-30
3B22	TOOTH, SEVERE DUTY PLATE LIP BUCKET3302-16	3E11	VALVE, CONTROL (COMPONENTS)3360-32
1E15	TORSIONAL DAMPENER, CRANKSHAFT0429-2	3E1	VALVE, CONTROL, SUPPORT3360-22
3C23	TORSIONAL DAMPENER, PROPEL LEVER3315-16	1C23	VALVE, ENGINE OIL BY-PASS0404-2
2C23	TORSIONAL DAMPENER, SEAT1821-2	1C17	VALVE, ENGINE OIL PRESSURE0402-2
1B11	TRACK CHAIN0130-16	1F3	VALVE, ETHER0505-2
1B1	TRACK CHAIN SLIDE BLOCK0130-6	1D11	VALVE, EXHAUST0409-2
1A22	TRACK FRAME0130-2	3F21	VALVE, FLOW CONTROL.....3360-66
1A24	TRACK GUARD0130-4	3D1	VALVE, FOOT, AUXILIARY CONTROL3315-18
1B11	TRACK LINK.....0130-16	1D11	VALVE, INTAKE0409-2
1B1	TRACK LINK GUIDE0130-6	3G1	VALVE, LOCK.....3360-70
1B11	TRACK SHOE.....0130-16	3F7	VALVE, LOCK, PILOT PIPINGS3360-52
1D19	TRANSFER PUMP, FUEL0413-6	3E15	VALVE, OIL SAMPLING, HYDRAULIC3360-36
1H11	TRAVEL ALARM MOUNTING HARDWARE1674-14	3E23	VALVE, PILOT PIPINGS FLOW CONTROL3360-44
1H24	TRAVEL ALARM MOUNTING HARDWARE1674-30	3C13	VALVE, PILOT, COMPONENTS (FRONT AND SWING).....3315-6
3C15	TRAVEL CONTROL LEVER3315-8	3C11	VALVE, PILOT, FRONT3315-4
1B16	TRAVEL DEVICE0260-4	3C19	VALVE, PILOT, PROPEL3315-12
1C7	TRAVEL DEVICE PIPING TO CENTER JOINT0260-20	3C21	VALVE, PILOT, PROPEL, COMPONENTS.....3315-14
1C7	TRAVEL DEVICE PIPINGS TO ROTARY MANIFOLD.....0260-20	3C11	VALVE, PILOT, SWING3315-4
1B18	TRAVEL DEVICE SUPPORT.....0260-6	3C19	VALVE, PILOT, TRAVEL3315-12
3C23	TRAVEL LEVER DAMPENER3315-16	3C21	VALVE, PILOT, TRAVEL, COMPONENTS3315-14
1H1	TRAVEL MODE SWITCH.....1674-4	3F23	VALVE, RELIEF3360-68
1H15	TRAVEL MOTION ALARM.....1674-18	1B22	VALVE, RELIEF, PROPEL MOTOR BRAKE.....0260-10
1I3	TRAVEL MOTION ALARM.....1674-34	1B24	VALVE, RELIEF, PROPEL MOTOR BRAKE COMPONENTS0260-12
1B22	TRAVEL MOTOR BRAKE RELIEF VALVE0260-10	1D5	VALVE, SAMPLING, OIL0407-2
1B24	TRAVEL MOTOR BRAKE RELIEF VALVE COMPONENTS0260-12	3E13	VALVE, SOLENOID3360-34
1B22	TRAVEL MOTOR BRAKE VALVE COMPONENTS0260-10	3E15	VALVE, SOLENOID3360-36
1B20	TRAVEL MOTOR COMPONENTS.....0260-8	2E22	VANDAL PROTECTION1910-2
1C9	TRAVEL MOTOR COVER0260-22	2G23	VANDAL PROTECTION STORAGE BOX2013B-3
1C1	TRAVEL MOTOR SERVO PISTON COMPONENTS0260-14	2G22	VANDAL PROTECTION STORAGE MOUNT.....2013B-2
3C19	TRAVEL PILOT VALVE3315-12	2D16	VAPOR CONDENSER, AIR CONDITIONER.....1830-12
3C21	TRAVEL PILOT VALVE COMPONENTS3315-14	1G23	VOLTAGE REGULATOR (45 AMP).....1672-1
3F5	TRAVEL PILOT VALVE PIPINGS TO CONTROL VALVE3360-50		
3F7	TRAVEL PILOT VALVE PIPINGS TO LOCK VALVE.....3360-52		W
1C7	TRAVEL PIPINGS0260-20	1H1	WARM UP COMPLETE INDICATOR1674-4
2E15	TRAY, REAR (FOR UNITS WITH AIR CONDITIONER)1830-36	1D25	WATER PUMP0417-2
2E13	TRAY, REAR (FOR UNITS WITH HEATER)1830-34	1D25	WATER PUMP FILTER0417-2
1D22	TUBE, AIR INTAKE0414-1	1D25	WATER PUMP IMPELLER0417-2
1E4	TUBE, OIL COOLER0419-2	1E1	WATER PUMP INLET0417-3
1D23	TURBOCHARGER0416-2		
1D23	TURBOCHARGER HARDWARE KIT.....0416-2		
1D24	TURBOCHARGER OIL LINE TO CYLINDER BLOCK0416-3		
1D24	TURBOCHARGER OIL LINE TO FILTER.....0416-3		

ALPHABETICAL INDEX - CONTINUED

<i>GRID</i>	<i>PAGE</i>	<i>GRID</i>	<i>PAGE</i>
1D25	WATER PUMP KIT.....	0417	- 2
1G11	WATER SEPARATOR	0560	- 4
1G11	WATER SEPARATOR PIPING TO ENGINE.....	0560	- 4
1G11	WATER SEPARATOR PIPING TO FUEL TANK	0560	- 4
1F21	WATER TANK PIPING TO RADIATOR.....	0510	- 8
1F21	WATER TANK, RESERVE.....	0510	- 8
3B10	WEAR BAR, DITCH CLEANING BUCKET	3302	- 4
3B8	WEAR BARS, GENERAL PURPOSE BUCKET	3302	- 2
1H22	WEATHERPACK TERMINALS AND CONNECTORS.....	1674	- 26
1I10	WEATHERPACK TERMINALS AND CONNECTORS.....	1674	- 42
2F15	WEATHERSTRIP (SIDE SERVICE DOORS)	1910	- 20
2B13	WEATHERSTRIP, CAB DOOR	1810	- 10
2B15	WEATHERSTRIP, CAB DOOR	1810	- 12
2B17	WEATHERSTRIP, CAB FRONT	1810	- 14
2B19	WEATHERSTRIP, CAB FRONT	1810	- 16
2B11	WEATHERSTRIP, CAB REAR AND LEFT SIDE	1810	- 8
2B23	WEATHERSTRIP, CAB TOP HATCH	1810	- 20
2F19	WEATHERSTRIP, TOOL BOX.....	1910	- 24
1J1	WEIGHT, COUNTER	1740	- 6
2B21	WINDOW GUARD	1810	- 18
2E22	WINDOW GUARDS	1910	- 2
2C11	WINDOW WASHER	1810	- 32
2B13	WINDOW, CAB DOOR.....	1810	- 10
2B15	WINDOW, CAB DOOR.....	1810	- 12
2B17	WINDOW, CAB FRONT.....	1810	- 14
2B19	WINDOW, CAB FRONT.....	1810	- 16
2B11	WINDOW, CAB REAR AND LEFT SIDE	1810	- 8
2B21	WINDOW, CAB RIGHT SIDE	1810	- 18
2G10	WINDSHIELD GUARD, LOWER FRONT	1913B	- 2
2C11	WINDSHIELD WASHER.....	1810	- 32
2B9	WINDSHIELD WASHER HOSE.....	1810	- 6
2B9	WINDSHIELD WASHER NOZZLE	1810	- 6
2B9	WINDSHIELD WIPER.....	1810	- 6
2B9	WINDSHIELD WIPER MOTOR	1810	- 6
2B9	WIPER MOTOR, WINDSHIELD.....	1810	- 6
1H1	WIPER SWITCH	1674	- 4
2B9	WIPER, WINDSHIELD	1810	- 6
1H3	WIRE HARNESS	1674	- 6
1H3	WIRE HARNESS EXTENSION	1674	- 6
2D14	WIRE HARNESS, AIR CONDITIONER	1830	- 10
2D24	WIRE HARNESS, AIR CONDITIONER	1830	- 20
2D16	WIRE HARNESS, AIR CONDITIONER COMPRESSOR	1830	- 12
1H7	WIRE HARNESS, BATTERY	1674	- 10
2E17	WIRE HARNESS, DEFROSTER FAN.....	1830	- 38
2B9	WIRE HARNESS, DOME LIGHT	1810	- 6
3G11	WIRE HARNESS, FOOT SWITCH	3360	- 80
2D8	WIRE HARNESS, HEATER	1830	- 4
1H13	WIRE HARNESS, HORN	1674	- 16
1I1	WIRE HARNESS, HORN	1674	- 32
1H11	WIRE HARNESS, MAIN.....	1674	- 14
1H24	WIRE HARNESS, MAIN.....	1674	- 30
2C9	WIRE HARNESS, RADIO.....	1810	- 30
2B9	WIRE HARNESS, RADIO SPEAKER	1810	- 6
1H5	WIRE HARNESS, RELAYS	1674	- 8
1H7	WIRE HARNESS, STARTER	1674	- 10
1H3	WIRING HARNESS	1674	- 6
1H19	WIRING HARNESS KIT	1674	- 22
1I7	WIRING HARNESS KIT	1674	- 38
2G5	WIRING HARNESS KIT	1919	- 2
1H1	WORK LIGHT SWITCH	1674	- 4

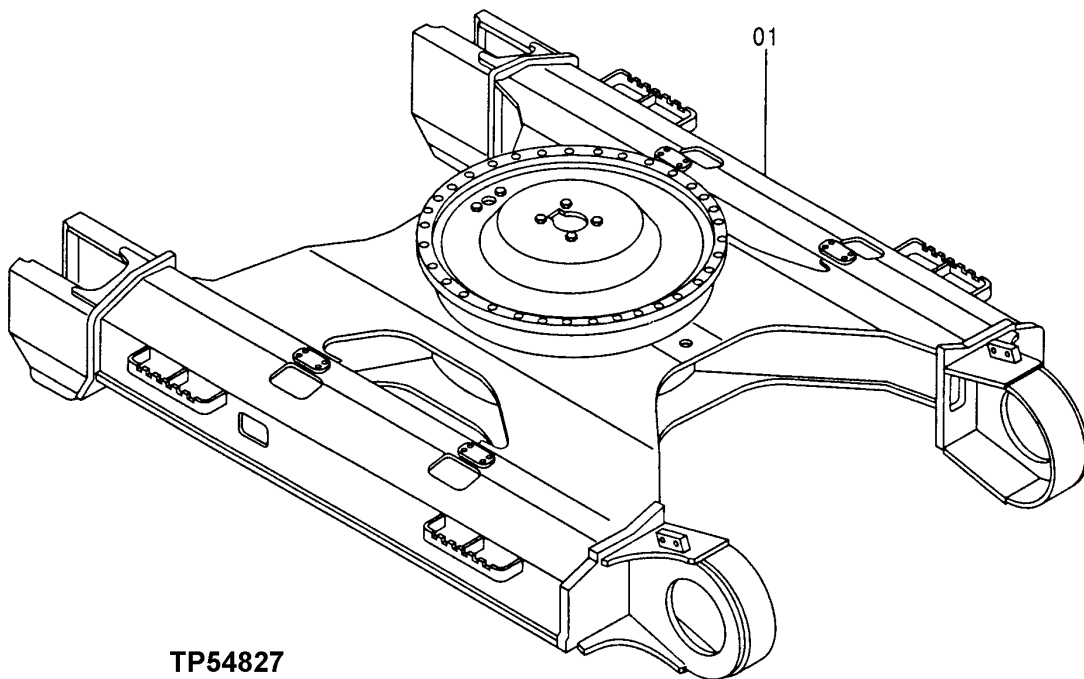
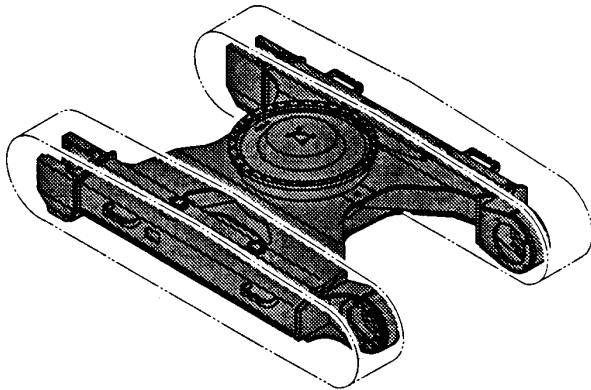
BLANK

ORDER REPAIR AND REPLACEMENT PARTS FROM SECTION 0130 USING JOHN DEERE CAGE CODE 1J955.

MEMORANDA

TP54827 -UN-29MAY97

TRACK FRAME



TP54827

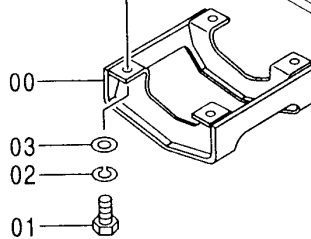
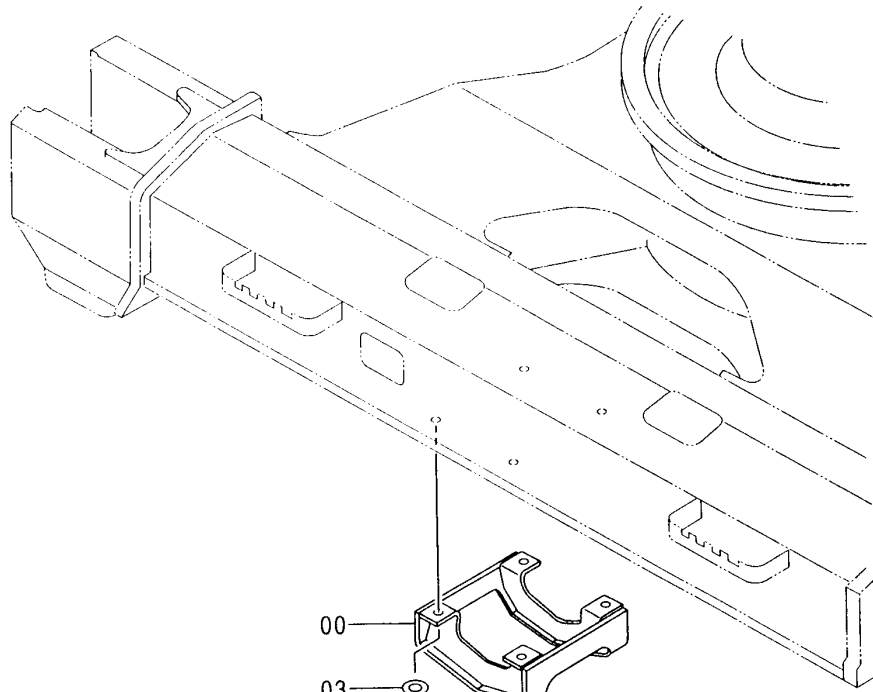
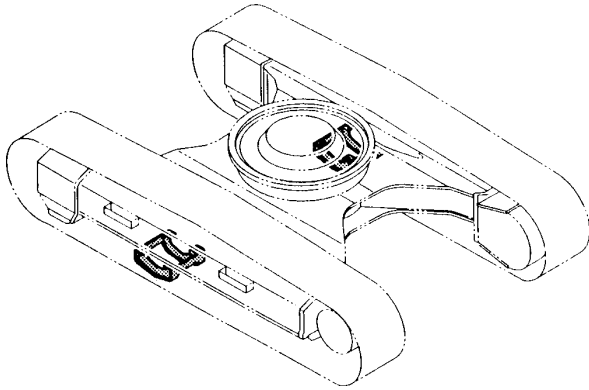
WHEELS, TIRES, TRACKS

TRACK FRAME

KEY	PART NO.	PART NAME	QTY	SERIAL NO.	REMARKS
1	AT218128	FRAME	1		(CONVENIENCE ASSEMBLY)

TP48014 -UN-28MAY96

TRACK GUARD



TP48014

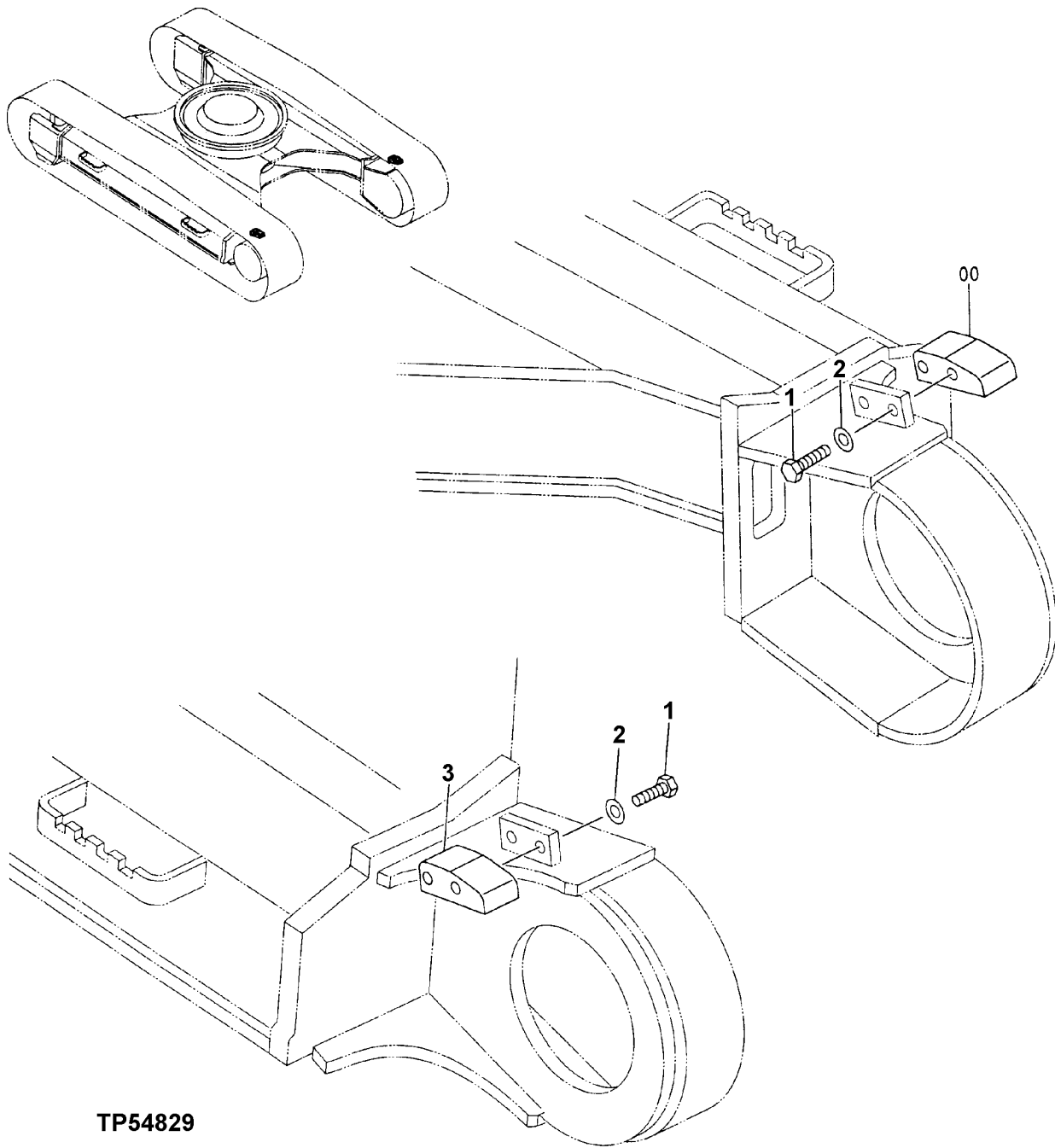
WHEELS, TIRES, TRACKS

TRACK GUARD

KEY	PART NO.	PART NAME	QTY	SERIAL NO.	REMARKS
0	AT154841	COVER	2		
1	19M8232	CAP SCREW	8	M18 X 50	
2	12H236	LOCK WASHER	8	19.050 MM (3/4")	
3	AT154553	WASHER	8		

TP54829 -UN-29MAY97

TRACK LINK GUIDE



TP54829

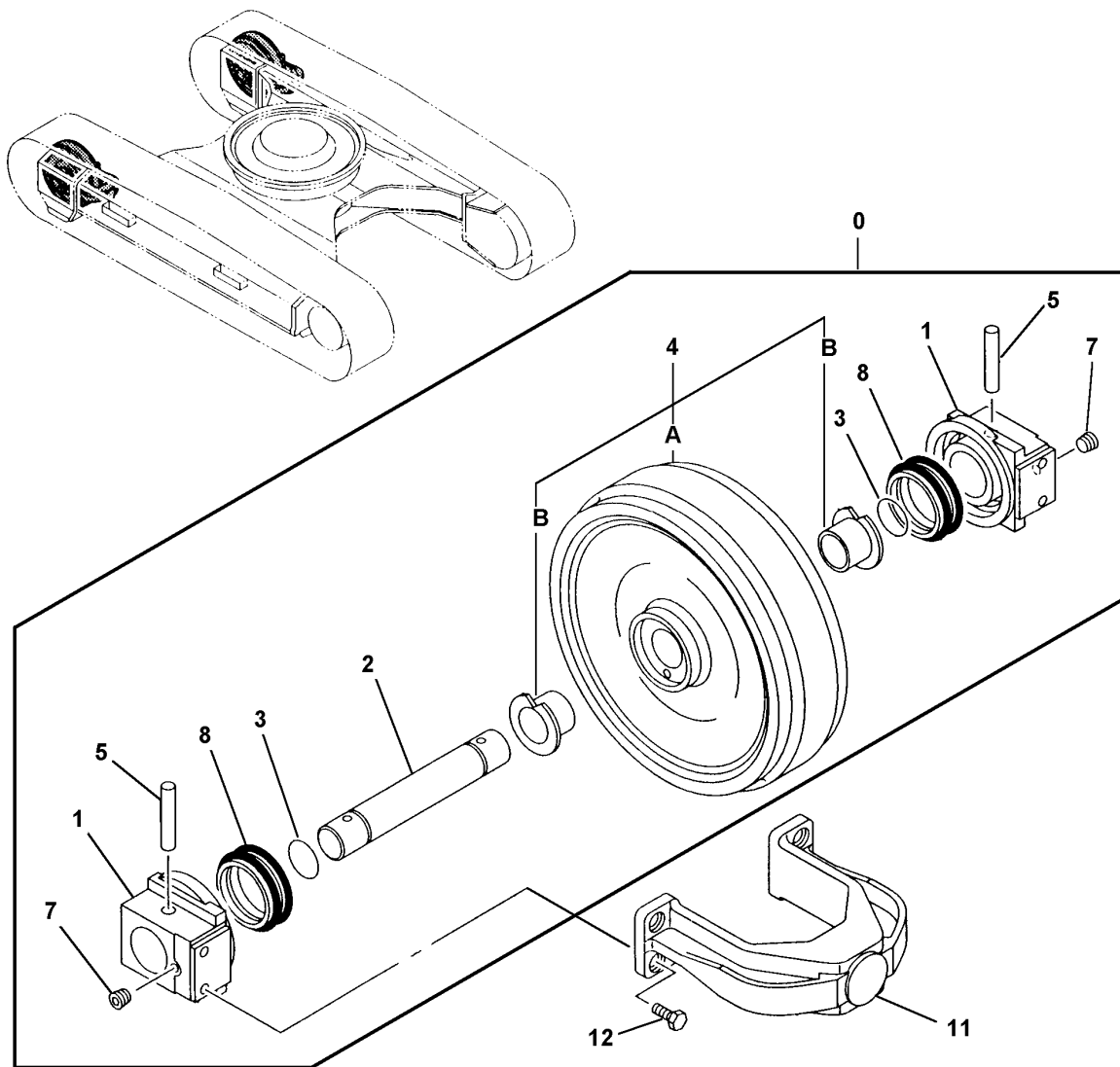
WHEELS, TIRES, TRACKS

TRACK LINK GUIDE

KEY	PART NO.	PART NAME	QTY	SERIAL NO.	REMARKS
0	AT181147	RETAINER	1		
1	19M7719	CAP SCREW	4	M16 X 70	
2	24M7338	WASHER	4	17 X 30 X 3 MM (0.669" X 1.181" X 0.118")	
3	AT181148	RETAINER	1		

TP66769 -UN-22OCT99

FRONT IDLER



TP66769

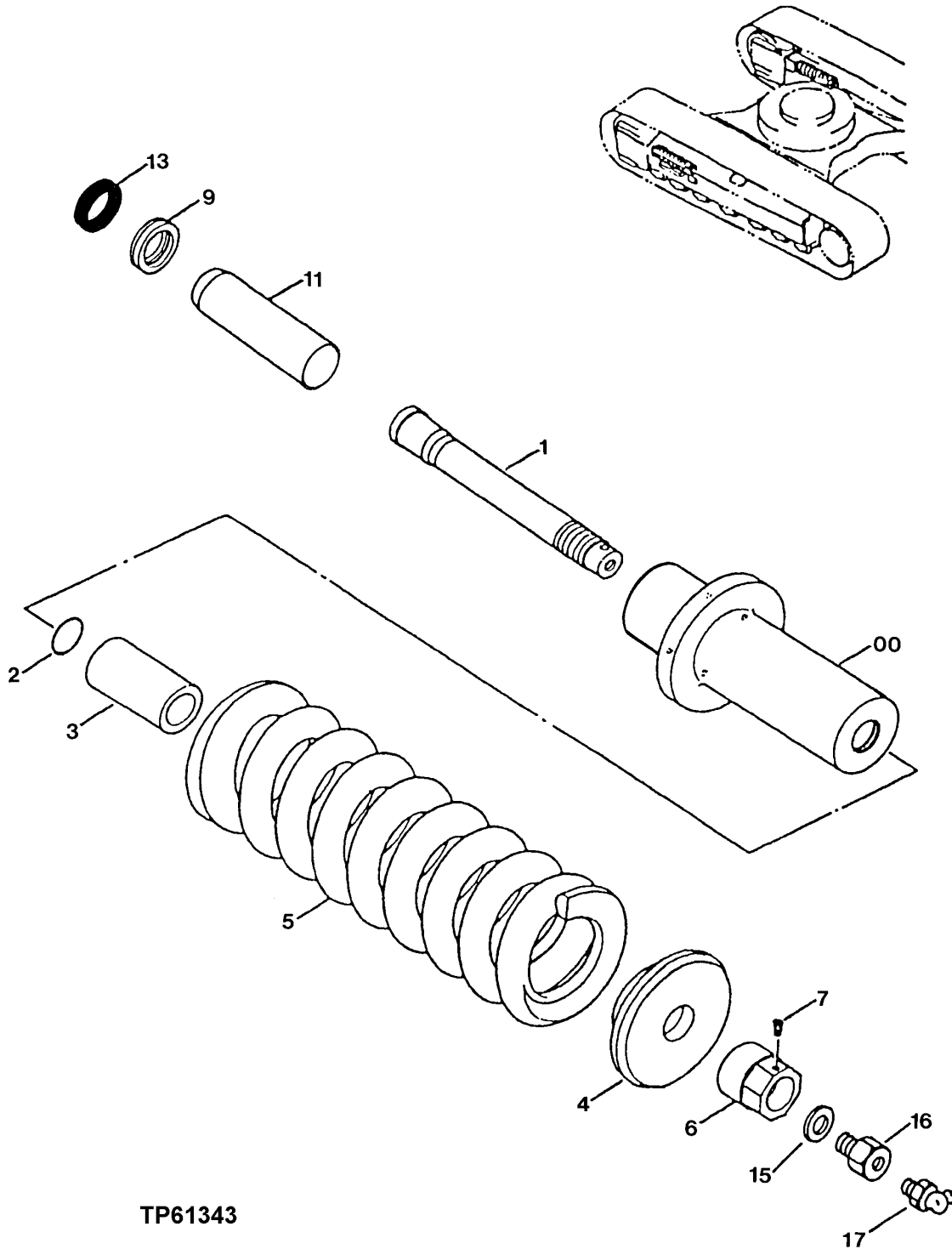
WHEELS, TIRES, TRACKS

FRONT IDLER

KEY	PART NO.	PART NAME	QTY	SERIAL NO.	REMARKS
0	AT180014	IDLER	2		(WITH SLIDE BEARING)
1	AT180016	SUPPORT	2		
2	AT180022	SHAFT	1		
3	AT180019	O-RING	2		
4	AT180020	ROLLER	1		
4A	IDLER	1		
4B	AT180021	BUSHING	2		
5	AT180015	PIN	2		
7	AT180007	PLUG	2		
8	AT180017	SEAL	2		
11	AT180023	YOKE	2		
12	19M8035	CAP SCREW	8	M16 X 35	

TP61343 -UN-19OCT98

ADJUSTER



TP61343

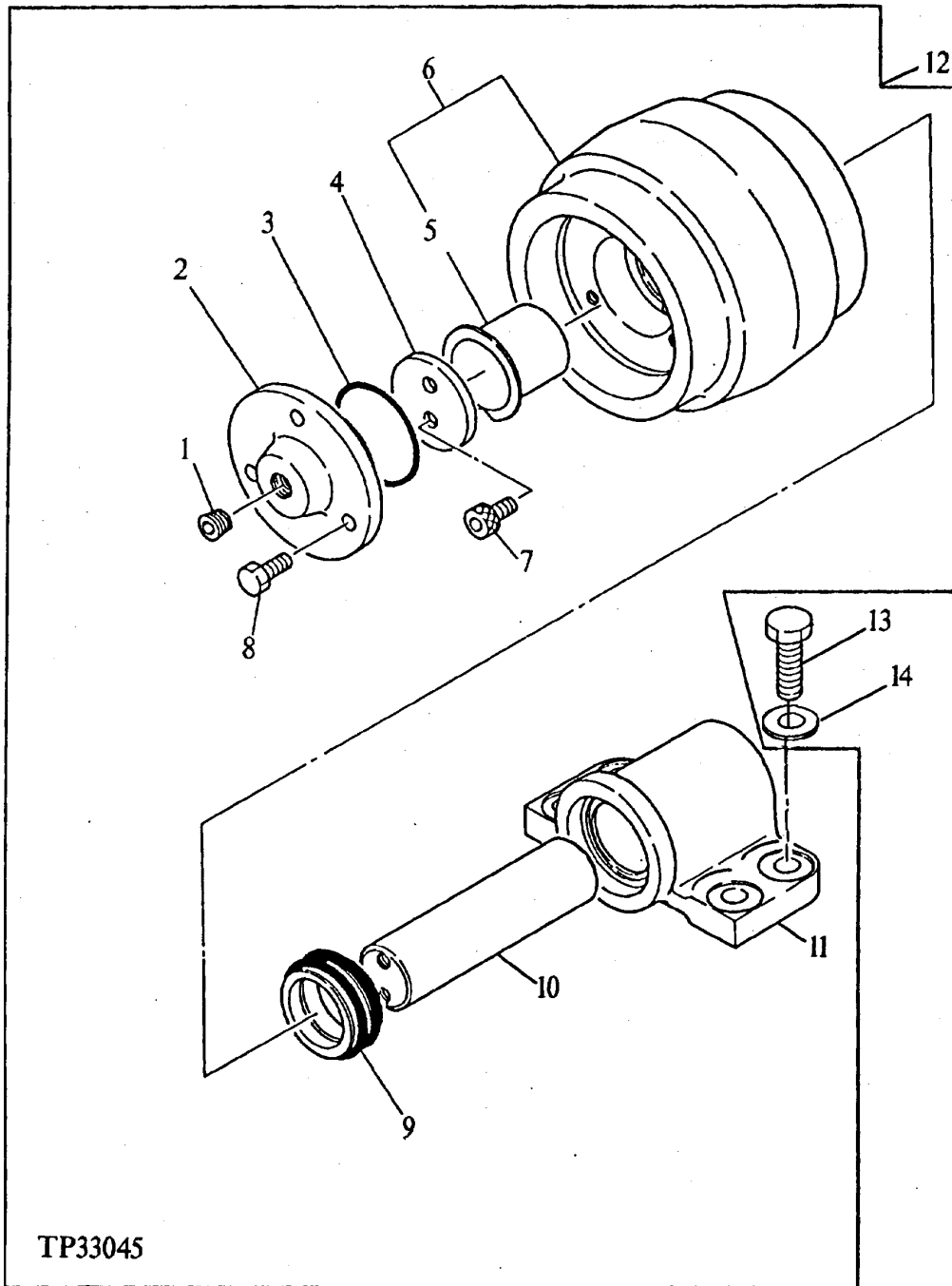
WHEELS, TIRES, TRACKS

ADJUSTER

KEY	PART NO.	PART NAME	QTY	SERIAL NO.	REMARKS
0	AT180037	CYLINDER	1		
1	AT219474	ROD	1		
2	AT180042	RING	1		
3	AT219475	SPACER	1		
4	AT180045	BUSHING	1		
5	AT219473	SPRING	1		
6	AT180046	NUT	1		
7	AT180047	FITTING PLUG	1		
9	AT180039	PACKING	1		
11	AT180041	ROD	1		
13	AT180040	SEAL	1		
15	P65464	SPACER	1		
16	AT152154	CHECK VALVE	1		
17	AP35675	VALVE	1		

TP33045 -UN-01JAN94

UPPER ROLLER



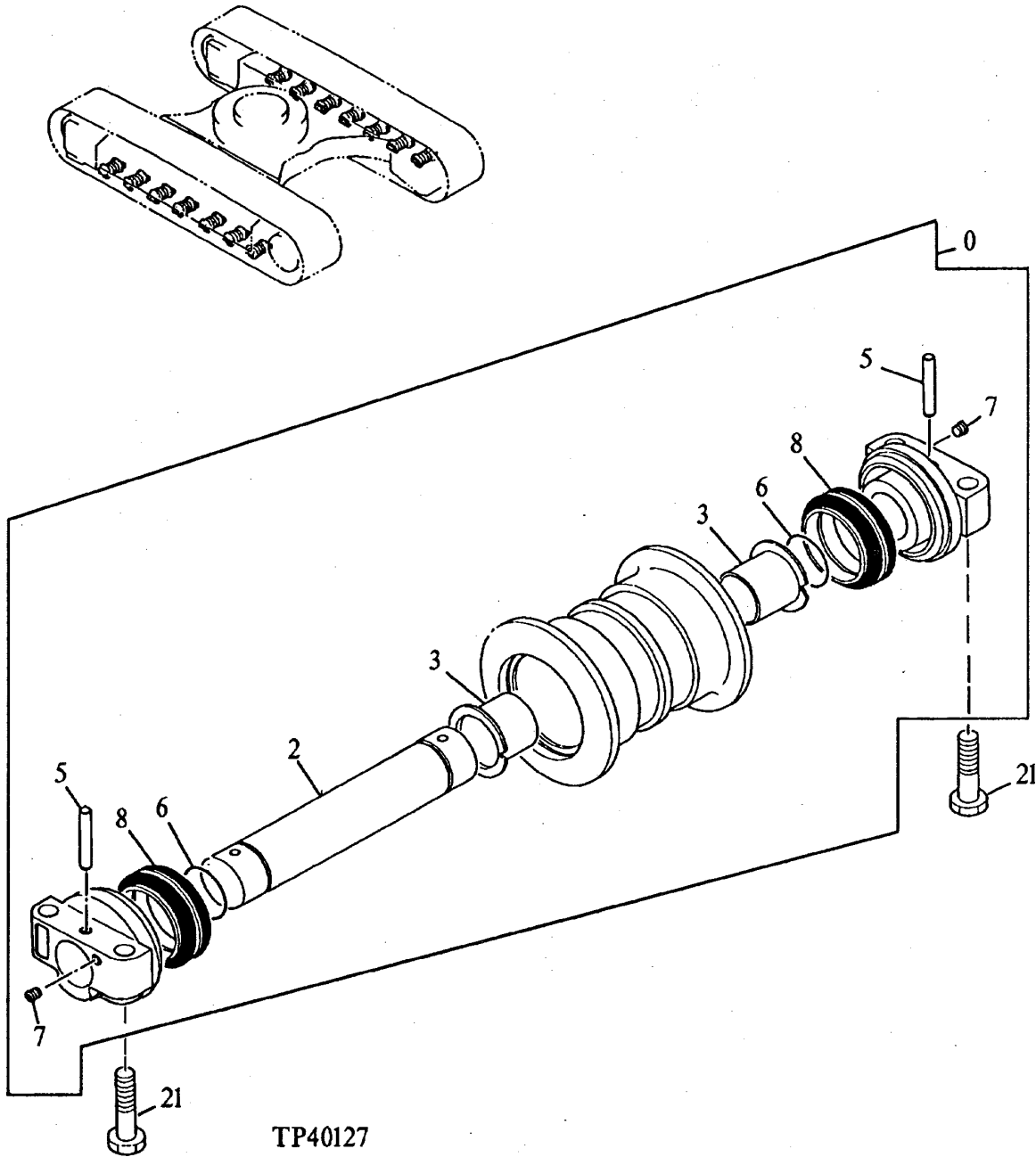
WHEELS, TIRES, TRACKS

UPPER ROLLER

KEY	PART NO.	PART NAME	QTY	SERIAL NO.	REMARKS
1	AT180007	PLUG	1		
2	COVER	1		(NOT AVAILABLE FOR SERVICE)
3	O-RING	1		(NOT AVAILABLE FOR SERVICE)
4	AT180005	WASHER	1		
5	AT180004	BUSHING	1		40 X 44 X 61.500 MM (1.575" X 1.732" X 2.421")
6	ROLLER	1		(NOT AVAILABLE FOR SERVICE)
7	AT180006	SCREW	2		M10 X 18
8	CAP SCREW	4		(NOT AVAILABLE FOR SERVICE)
9	AT180008	SEAL	1		
10	SHAFT	1		
11	SUPPORT	1		
12	AP34667	ROLLER	4		
13	19M7488	CAP SCREW	16		M16 X 40
14	WASHER	16		

TP40127 -UN-01JAN94

LOWER ROLLER



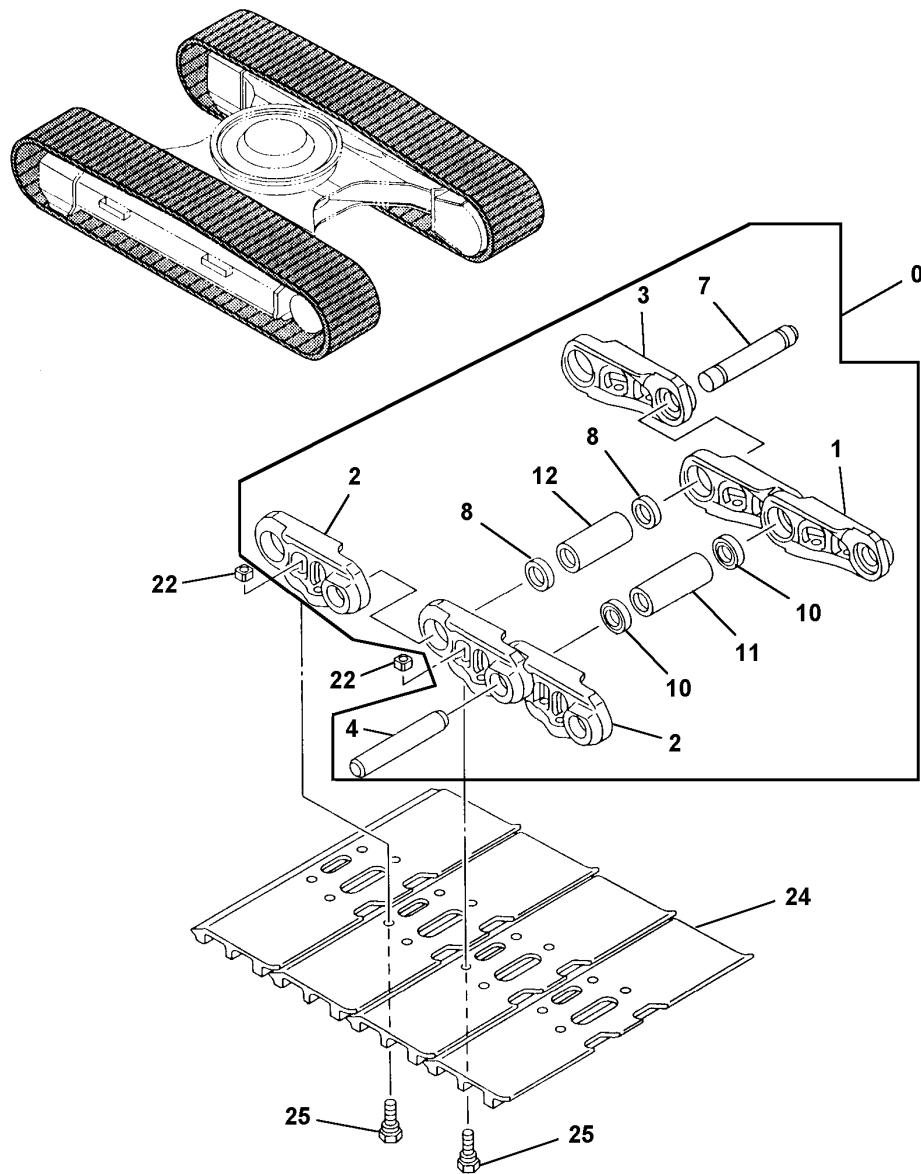
WHEELS, TIRES, TRACKS

LOWER ROLLER

KEY	PART NO.	PART NAME	QTY	SERIAL NO.	REMARKS
0	AT219466	ROLLER	18		
2	SHAFT	1		(NOT AVAILABLE FOR SERVICE)
3	AT180013	BUSHING	2		65 X 69 X 64.500 MM (2.559" X 2.717" X 2.539")
5	AT180009	PIN	2		
6	AT180012	O-RING	2		59.400 X 3.100 MM (2.339" X 0.122")
7	AT180007	PLUG	2		
8	AT180011	SEAL	2		
21	AT213839	CAP SCREW	72		M18 X 90

TP66770 -UN-22OCT99

TRACK LINK



TP66770

WHEELS, TIRES, TRACKS

TRACK LINK

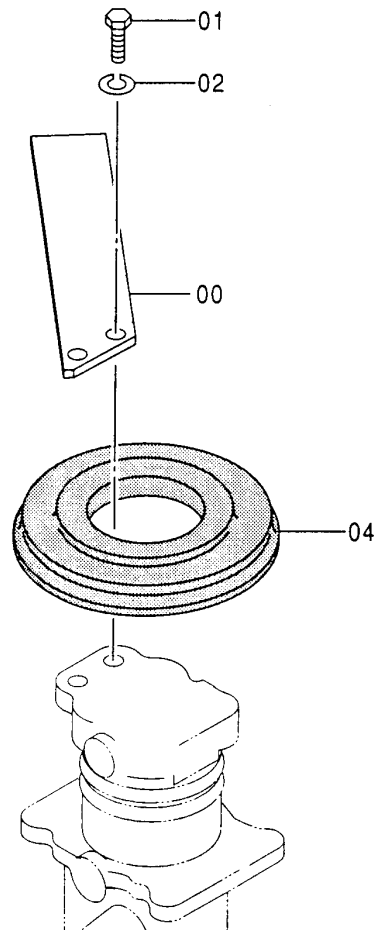
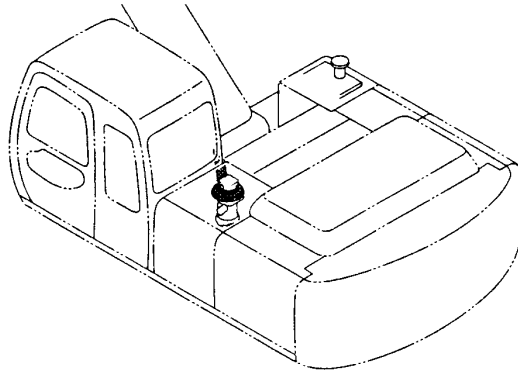
KEY	PART NO.	PART NAME	QTY	SERIAL NO.	REMARKS
0	AT217896	TRACK CHAIN W/O SHOES	2	-600000	(QUANTITY OF 1 EACH SIDE OF UNIT)
	AT219479	TRACK CHAIN W/O SHOES	2	600001-	(QUANTITY OF 1 EACH SIDE OF UNIT)
1	AT219480	STRUTTED LINK-RH	50		
2	AT219481	STRUTTED LINK-LH	51		
3	AT217752	MASTER TRACK LINK-RH	1		
4	AT180028	PIN	50		(K2)
7	AT180030	PIN	1		(K2) (MASTER)
8	AT219471	SPACER	2		(K2)
10	AT219469	SEAL	100		(K2)
11	AT219467	BUSHING	50		(K2)
12	AT219468	BUSHING	1		(K2) (MASTER)
22	T139615	NUT	204		(EACH SIDE OF UNIT)
24	AT219482	OPEN CENTER 3 BAR SHOE	51		(600 G) (EACH SIDE OF UNIT)
	AT219483	OPEN CENTER 3 BAR SHOE	51		(700 G) (EACH SIDE OF UNIT)
	AT219484	OPEN CENTER 3 BAR SHOE	51		(800 G) (EACH SIDE OF UNIT)
25	T139614	BOLT	204		(EACH SIDE OF UNIT)

(K2) AT184108 PIN AND BUSHING KIT. ALSO ORDER (5) AT180028, (5)AT219467, AND (10) AT219469.

ORDER REPAIR AND REPLACEMENT PARTS FROM SECTION 260 USING JOHN DEERE CAGE CODE 1J955.

TP54771 -UN-03JUN97

CENTER JOINT ATTACHMENTS



TP54771

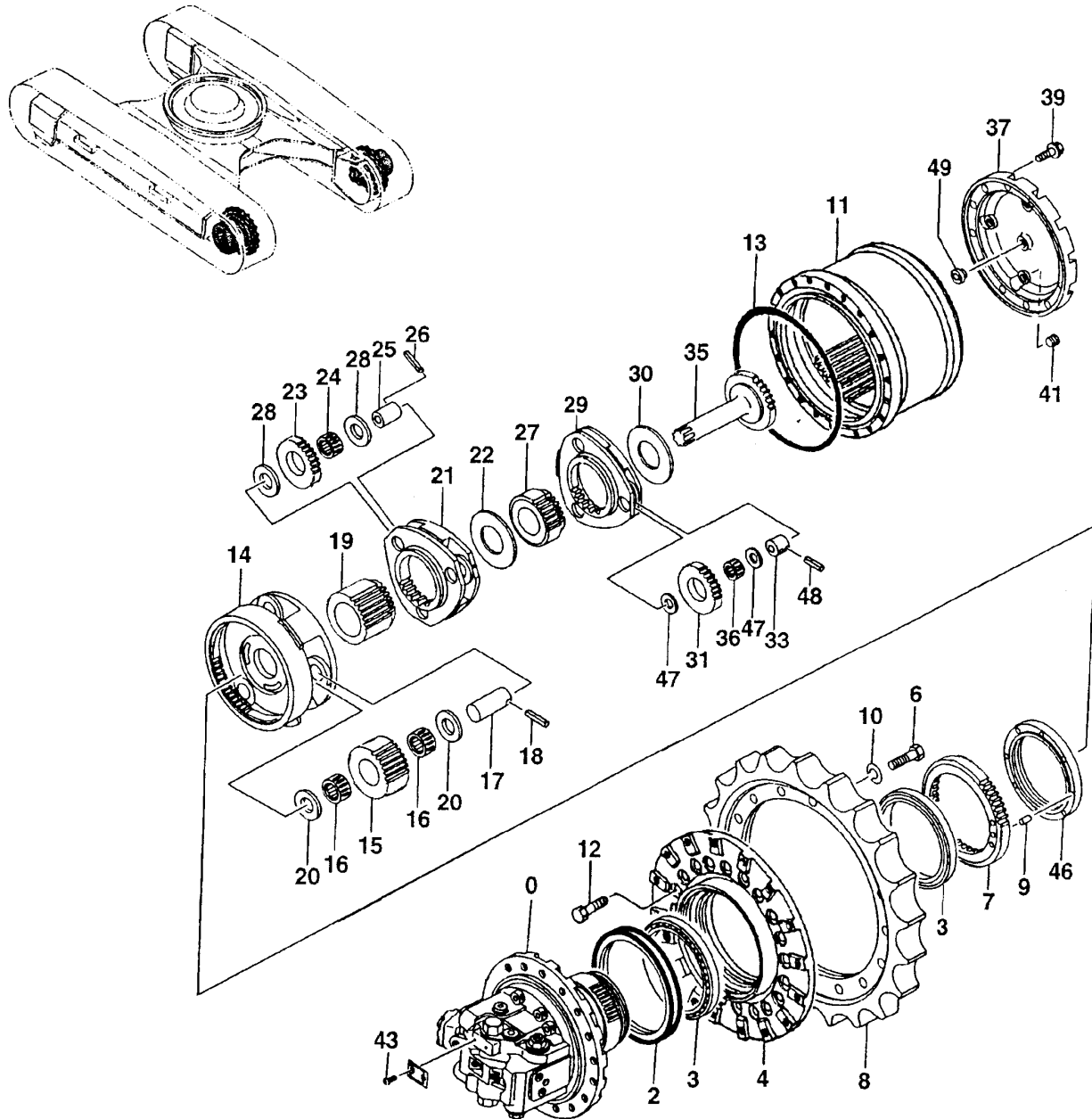
AXLES AND SUSPENSION SYSTEMS

CENTER JOINT ATTACHMENTS

KEY	PART NO.	PART NAME	QTY	SERIAL NO.	REMARKS
0	AT155305	STOP	1		
1	19M6332	CAP SCREW	2	M14 X 35	
2	12H317	LOCK WASHER	2	14.288 MM (9/16")	
4	T138508	COVER	1		

TP54870 -UN-09JUN97

TRAVEL DEVICE



TP54870

AXLES AND SUSPENSION SYSTEMS

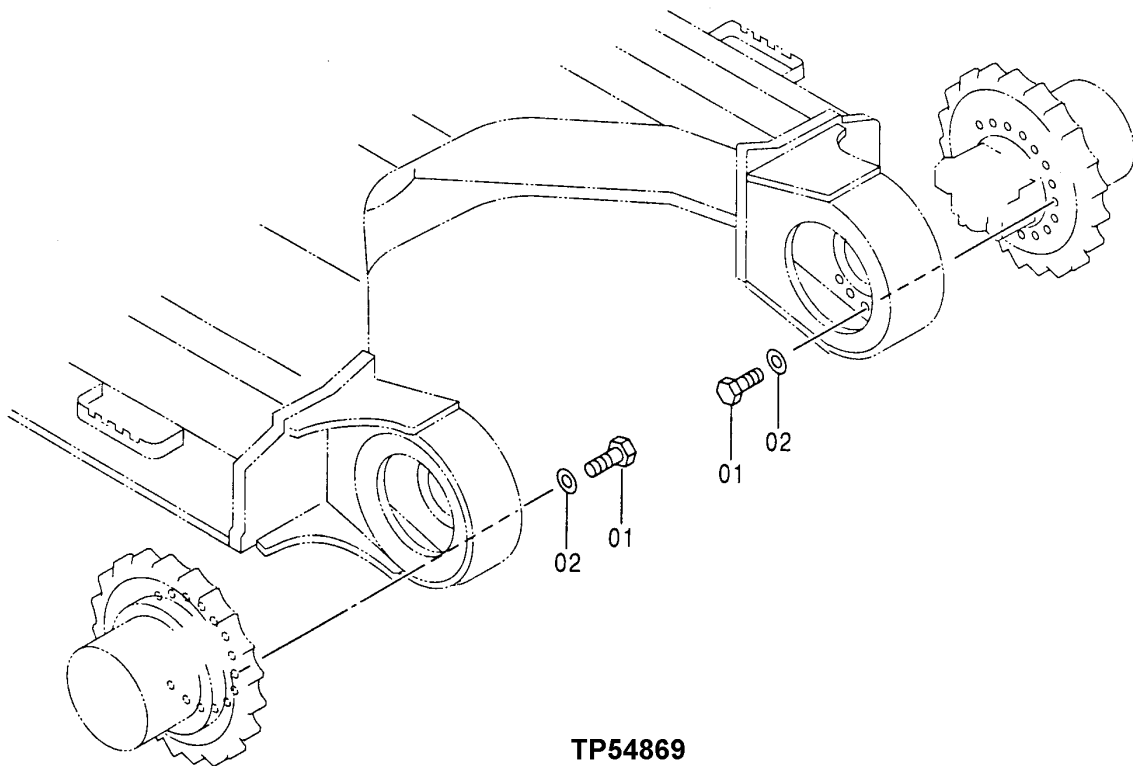
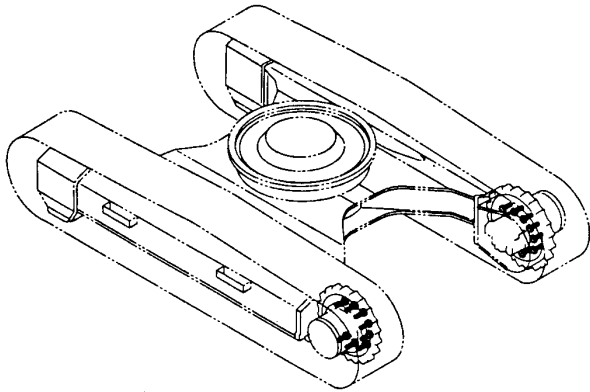
TRAVEL DEVICE

KEY	PART NO.	PART NAME	QTY	SERIAL NO.	REMARKS
0	AT183689	MOTOR	1		(SUB FOR AT214460) (REMANUFACTURED)
2	AT154697	SEAL	1		
3	AT130941	ROLLER BEARING	2		
4	AT154627	DRUM	1		
6	19M8002	CAP SCREW	16	M20 X 55	
7	AT154662	HUB	1		
8	TH109726	DRIVE SPROCKET	1		
9	AT154708	PIN	1		
10	12M7070	LOCK WASHER	16	20.200 MM	
11	AT154634	RING GEAR	1		
12	19M7369	CAP SCREW	20	M16 X 60	
13	AT154711	O-RING	1		
14	AT154632	PLANET PINION CARRIER	1		
15	AT154686	GEAR	3		
16	AT154701	NEEDLE BEARING	6		
17	AT154721	PIN	3		
18	34M7133	SPRING PIN	3	8 X 70 MM	
19	AT154668	SUN GEAR	1		
20	AT154777	SHIM	6		
21	AT154633	PLANET PINION CARRIER	1		
22	AT154710	WASHER	1		
23	AT154685	GEAR	3		
24	AT214453	NEEDLE BEARING	3		
25	AT154720	SPACER	3		
26	34M7119	SPRING PIN	3	5 X 65 MM	
27	AT154669	SUN GEAR	1		
28	AT154773	SHIM	6		
29	AT154631	PLANET PINION CARRIER	1		
30	TH111249	WASHER	1		
31	AT154670	GEAR	3		
33	AT154702	SPACER	3		
35	AT154653	SHAFT	1		
36	AT214452	NEEDLE BEARING	3		
37	AT154652	COVER	1		
39	19M8011	CAP SCREW	16	M12 X 30	
	12M7067	LOCK WASHER	16	12.200 MM (0.480")	
41	TH100648	FITTING PLUG	3		
43	37H99	SCREW	2	0.100" X 1/4"	
46	AT154694	NUT	1		
47	TH108847	PLATE	6		
48	TH108841	SPRING PIN	3		
49	AT154798	PIN	1		

TP54869

-UN-05JUN97

TRAVEL DEVICE SUPPORT



TP54869

AXLES AND SUSPENSION SYSTEMS

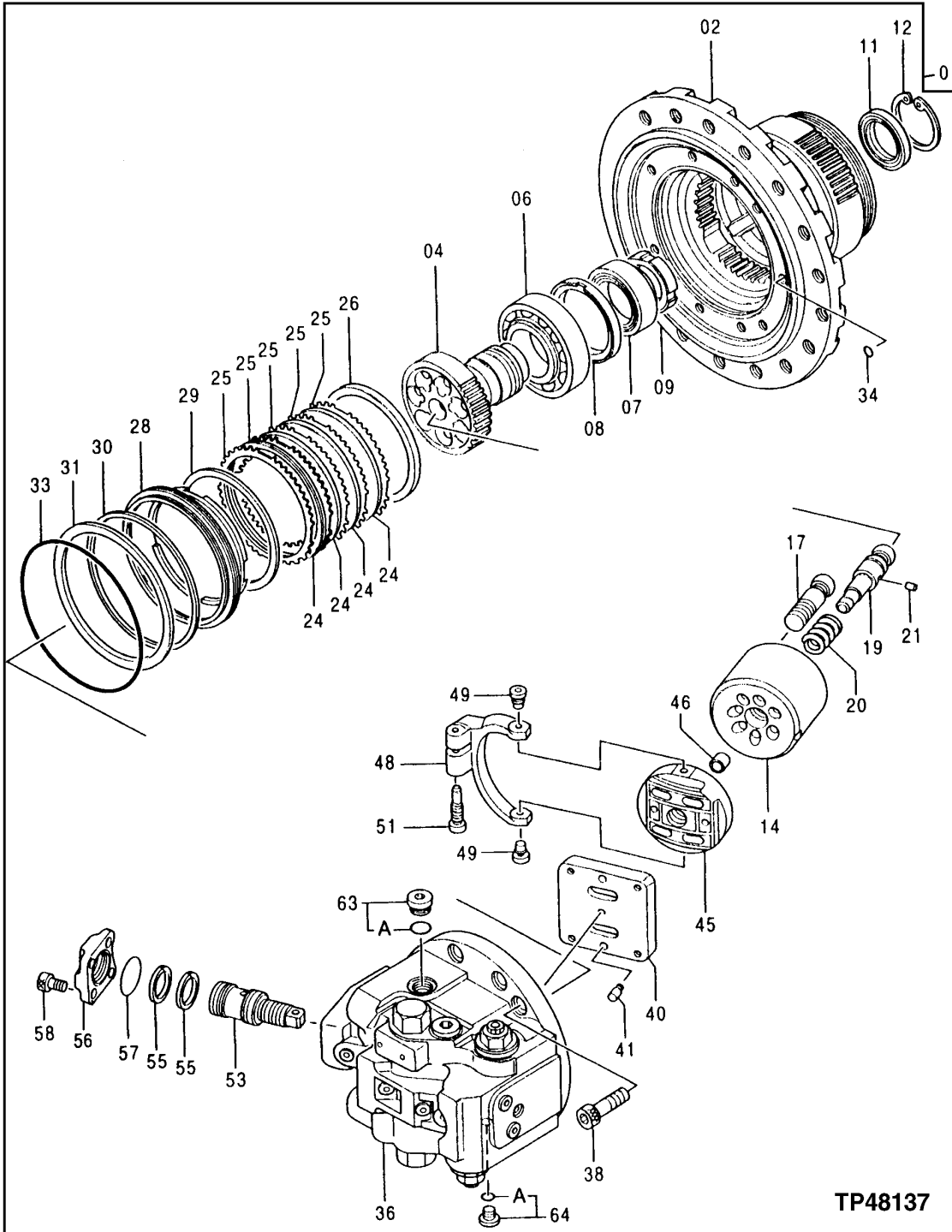
TRAVEL DEVICE SUPPORT

KEY	PART NO.	PART NAME	QTY	SERIAL NO.	REMARKS
1	AT154757	BOLT	28	M20 X 70	
2	N231749	WASHER	28	20.625 X 38.100 X 6.350 MM (13/16" X 1-1/2" X 1/4")	

TP48137

-UN-12AUG96

TRAVEL MOTOR



TP48137

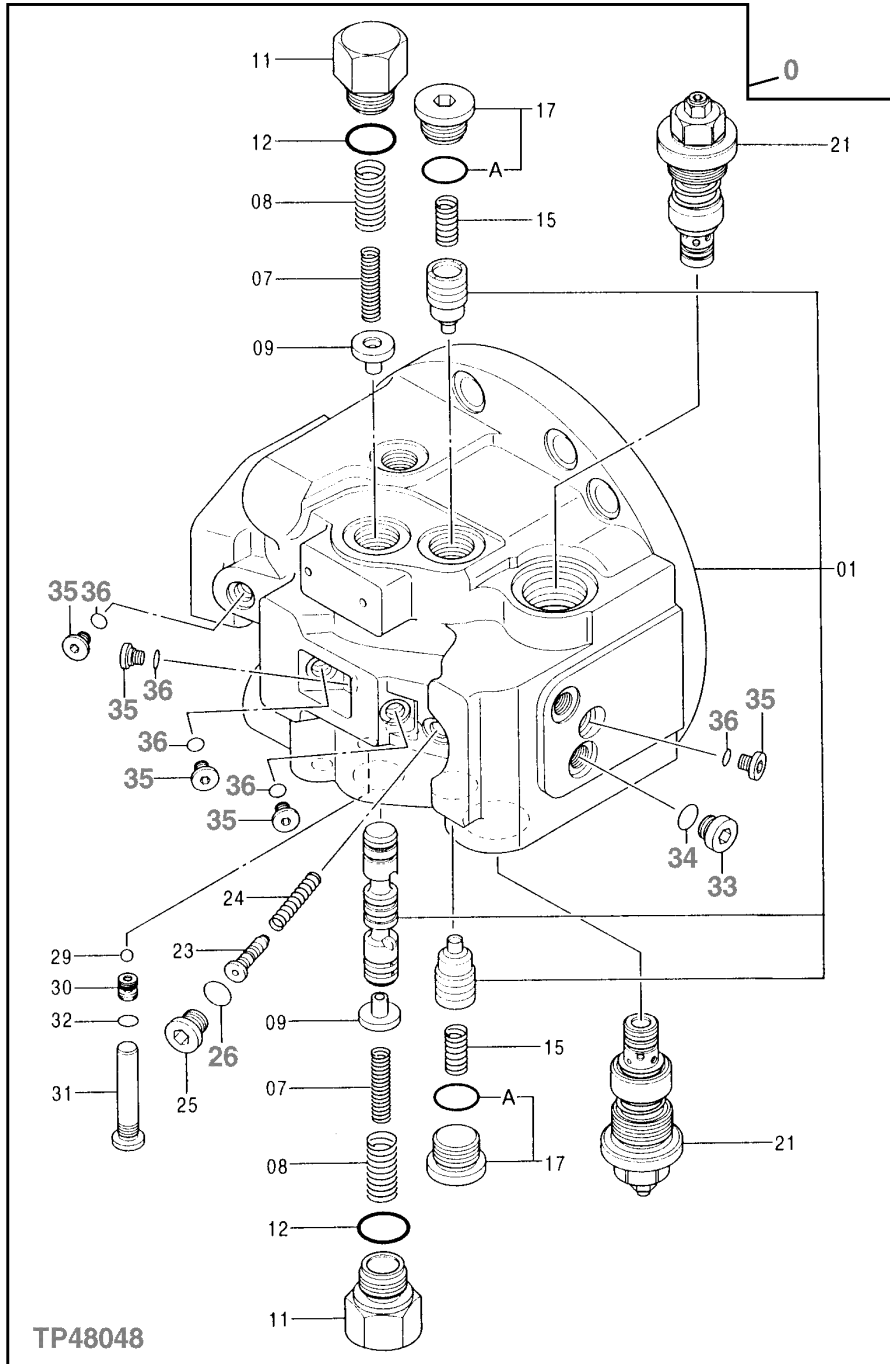
AXLES AND SUSPENSION SYSTEMS

TRAVEL MOTOR

KEY	PART NO.	PART NAME	QTY	SERIAL NO.	REMARKS
0	AT183689	MOTOR	1		(SUB FOR AT214460) (REMANUFACTURED)
2	AT154637	HOUSING	1		
4	AT154650	DISK	1		
6	JD10429	ROLLER BEARING	1		
7	JD10428	ROLLER BEARING	1		
8	TH111930	SPACER	1		
9	T107755	NUT	1		
11	AT154282	SEAL	1		
12	TH111929	SNAP RING	1		
14	AT202409	ROTOR	1		
17	AT154837	PISTON	7		
19	AT202418	SHAFT	1		
20	T107767	COMPRESSION SPRING	1		
21	T107766	PIN	1		
24	T107776	PLATE	4		
25	T107771	PLATE	5		
26	AT154709	SPACER	1		
28	AT154664	PISTON	1		
29	T107773	RING	1		
30	T107774	RING	1		
31	AT154663	DISK SPRING	1		
33	AT154717	O-RING	1		
34	T111819	O-RING	1		
36	AT214459	VALVE	1		(BRAKE)
38	19M8208	SCREW	8		M16 X 50
40	AT202419	PLATE	1		
41	AT217970	PIN	2		(SUB FOR AT154771)
45	AT202408	PLATE	1		
46	AT154704	BUSHING	1		
48	AT154688	LINK	1		
49	AT154745	PLUG	2		
51	AT154768	BOLT	1		
53	AT214457	PISTON	1		(SERVO) (SEE SEPARATE PAGE FOR DETAIL)
55	AT154759	PISTON RING	2		
56	AT215528	COVER	1		
57	AT154770	O-RING	1		
58	19M8168	SCREW	4		M12 X 25
63	AT203657	FITTING	1		
63A	U46489	O-RING	1		
64	AT203656	FITTING	1		
64A	TH101490	O-RING	1		

TP48048 -UN-06JUN96

BRAKE VALVE



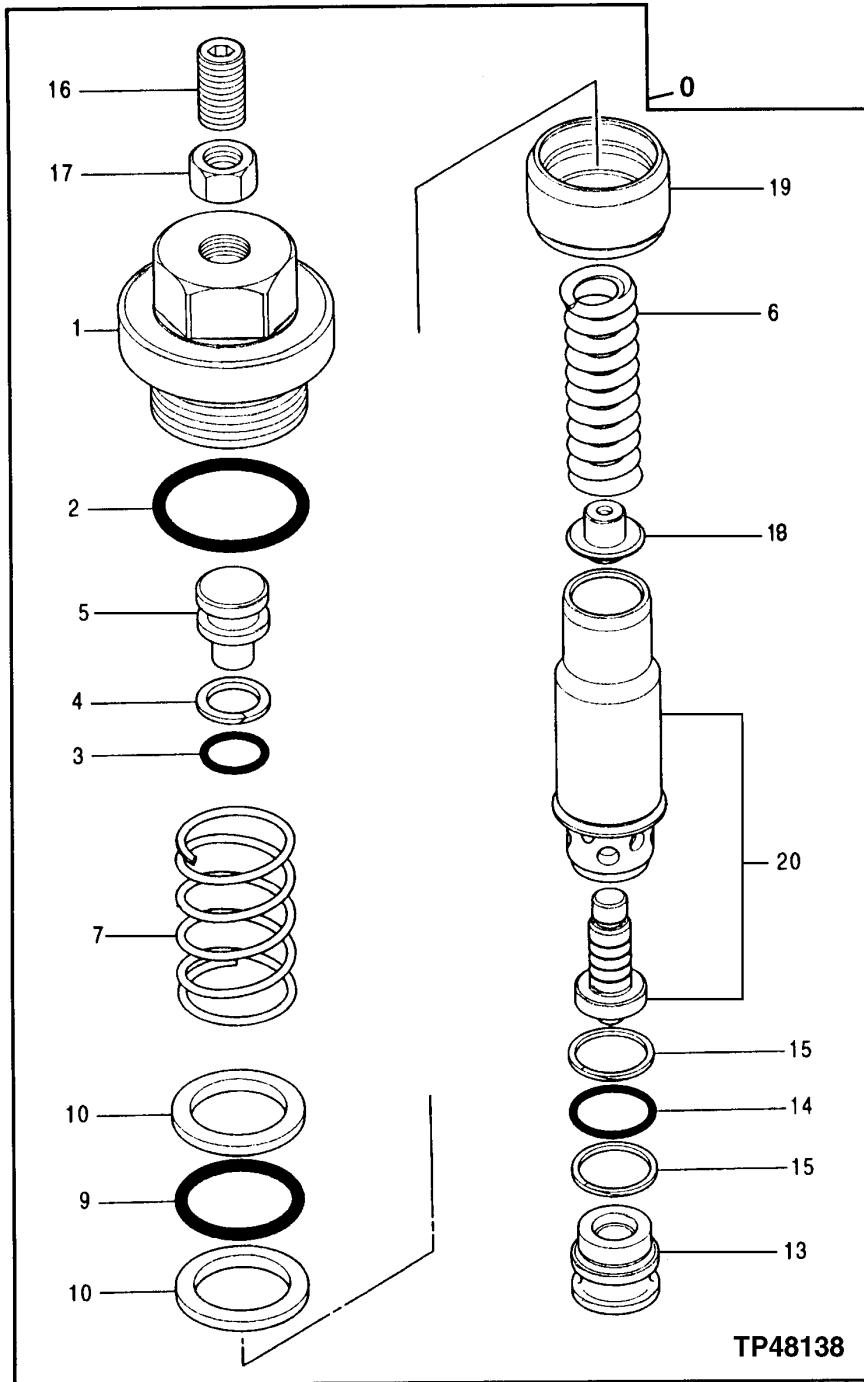
AXLES AND SUSPENSION SYSTEMS

BRAKE VALVE

KEY	PART NO.	PART NAME	QTY	SERIAL NO.	REMARKS
0	AT214459	VALVE	1		(PROPEL MOTOR BRAKE VALVE)
1	AT214456	HOUSING	1		
7	AT154761	COMPRESSION SPRING	2		
8	AT154762	COMPRESSION SPRING	2		
9	AT154783	STOP	2		
11	AT154785	PLUG	2		
12	TH100055	O-RING	2		
15	AT176033	SPRING	2		
17	AT154847	PLUG	2		
17A	TH100055	O-RING	1		
21	AT204850	RELIEF VALVE	2		
23	AT214454	VALVE SPOOL	1		
24	T107783	SPRING	1		
25	TH109082	PIPE PLUG	1		
26	CH11570	O-RING	1		
29	R26552	BALL	2		
30	AT204877	VALVE SEAT	2		
31	AT204878	FITTING PLUG	2		
32	M800650	PACKING	2		
33	TH111351	DRAIN PLUG	2		
34	M800650	PACKING	2		
35	TH101485	FITTING PLUG	5		
36	TH101490	O-RING	5		

TP48138 -UN-15AUG96

RELIEF VALVE



AXLES AND SUSPENSION SYSTEMS

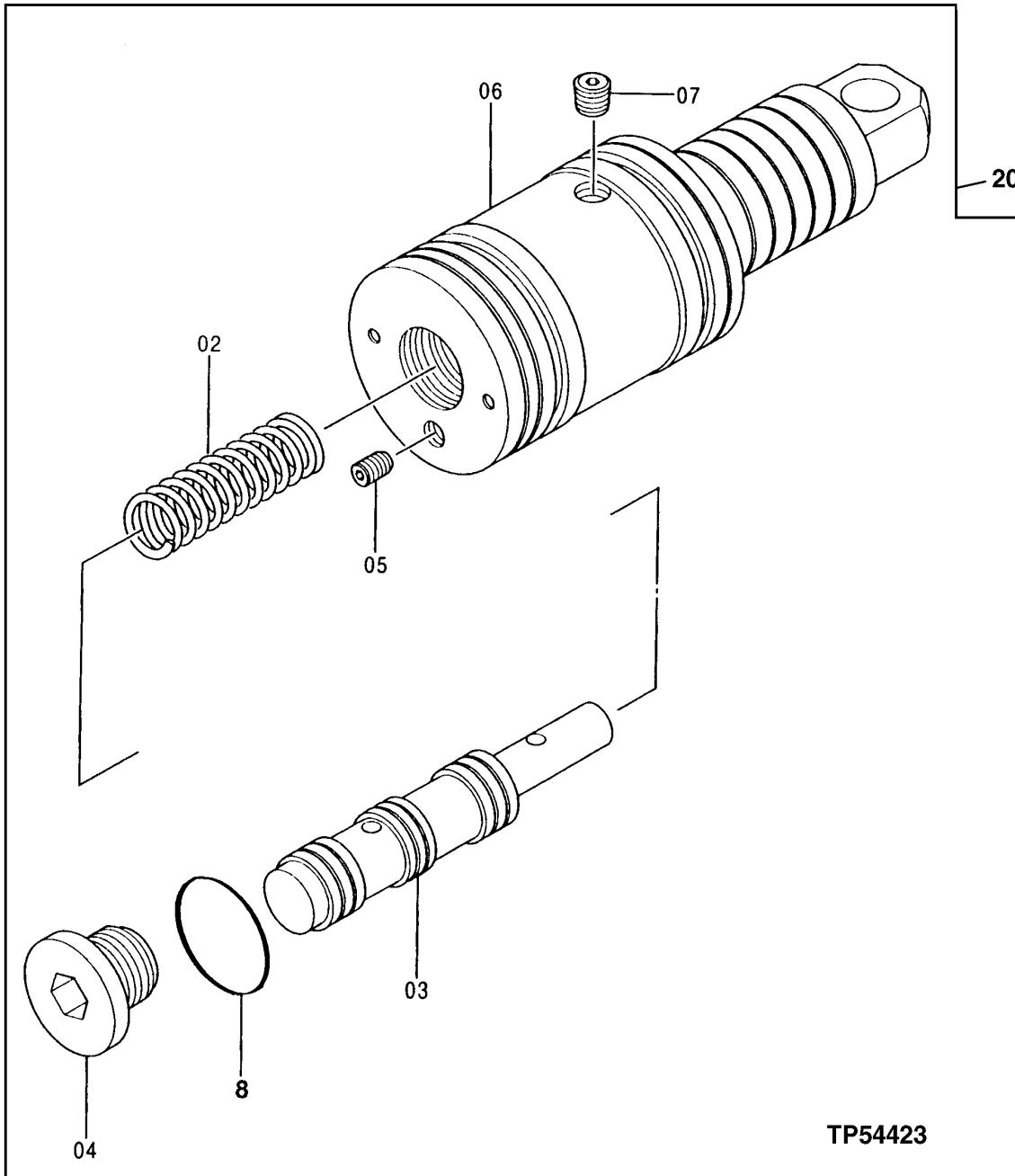
RELIEF VALVE

KEY	PART NO.	PART NAME	QTY	SERIAL NO.	REMARKS
0	AT204850	RELIEF VALVE	1		(PROPEL MOTOR BRAKE VALVE)
1	AT204879	FITTING PLUG	1		
2	TH102528	O-RING	1		
3	CH10568	PACKING	1		
4	TH103579	BACK-UP RING	1		
5	AT215505	PLUG	1		
6	AT215506	COMPRESSION SPRING	1		
7	AT215508	COMPRESSION SPRING	1		
9	AT204885	O-RING	1		
10	AT204886	BACK-UP RING	2		
13	AT215507	VALVE SEAT	1		
14	T111819	O-RING	1		
15	TH105938	BACK-UP RING	2		
16	AT204883	SCREW	1		
17	14M7275	NUT	1	M12	
18	AT215515	GUIDE	1		
19	AT215516	PISTON	1		
20	AT215613	RELIEF VALVE	1		

TP54423

-UN-14NOV96

PISTON,SERVO



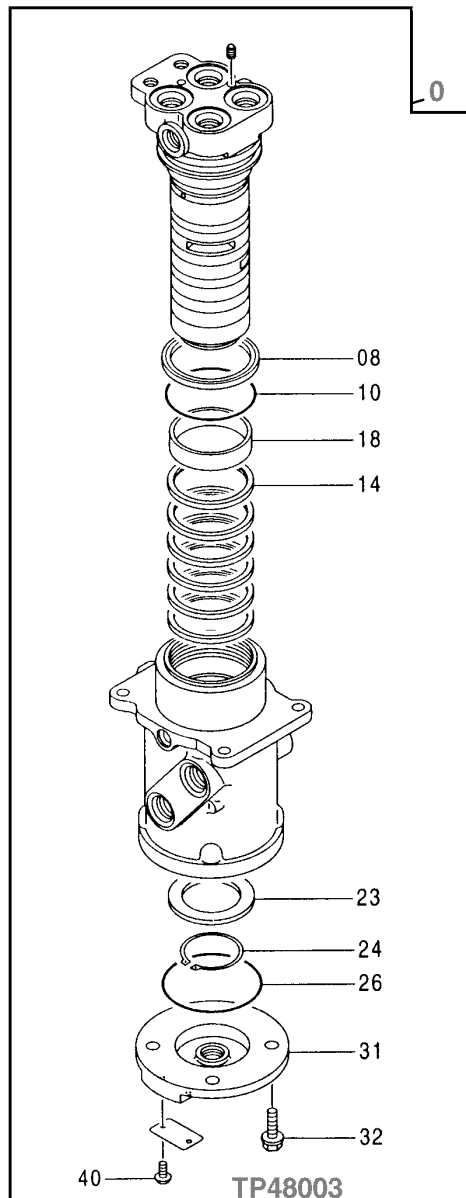
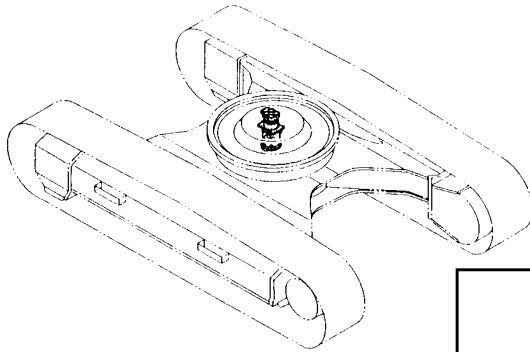
AXLES AND SUSPENSION SYSTEMS

PISTON,SERVO

KEY	PART NO.	PART NAME	QTY	SERIAL NO.	REMARKS
2	AT154723	COMPRESSION SPRING	1		
3	AT154750	SPOOL	1		
4	TH109285	PIPE PLUG	1		
5	AT154724	ORIFICE	1		
6	AT214451	PISTON	1		
7	AT154756	PLUG	1		
8	CH11570	O-RING	1		
20	AT214457	PISTON	1		(FOR PROPEL MOTOR)

TP48003 -UN-28MAY96

CENTER JOINT



AXLES AND SUSPENSION SYSTEMS

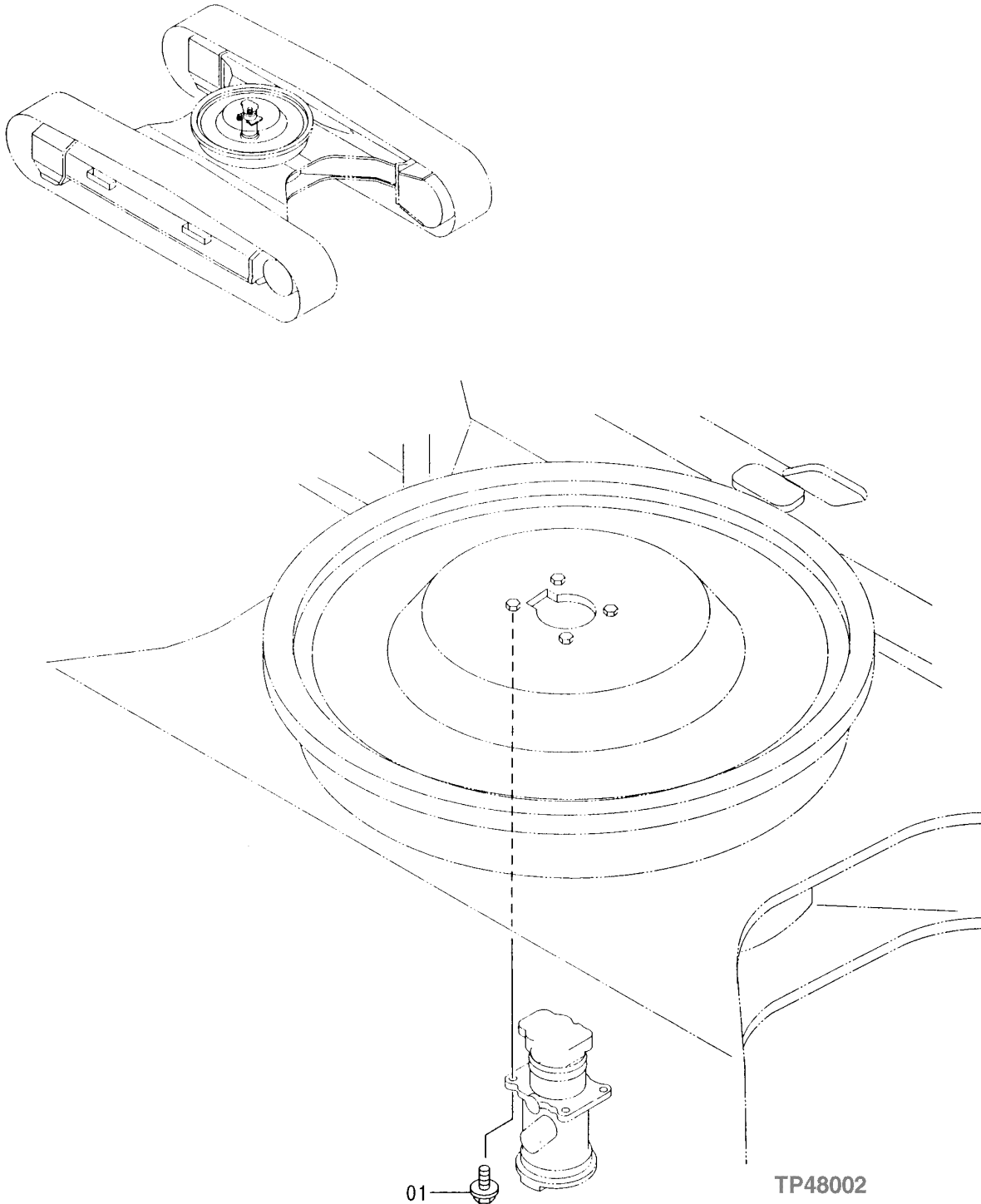
CENTER JOINT

KEY	PART NO.	PART NAME	QTY	SERIAL NO.	REMARKS
0	AT182278	JOINTER	1		(SUB FOR AT154528)
8	AT154321	SEAL	1		
10	U46155	O-RING	1		89.600 X 5.700 MM (3.528" X 0.224")
14	AT154162	SEAL	6		
18	AT154173	BUSHING	1		
23	AT203646	RING	1		
24	40M7048	SNAP RING	1		
26	CH16109	PACKING	1		
31	AT170452	COVER	1		
32	12M7066	LOCK WASHER	4		10.200 MM (0.402")
	19M7662	CAP SCREW	4		M10 X 30
40	37H99	SCREW	2		2.540 X 6.350 MM (0.100" X 1/4")

TP48002

-UN-28MAY96

CENTER JOINT SUPPORT



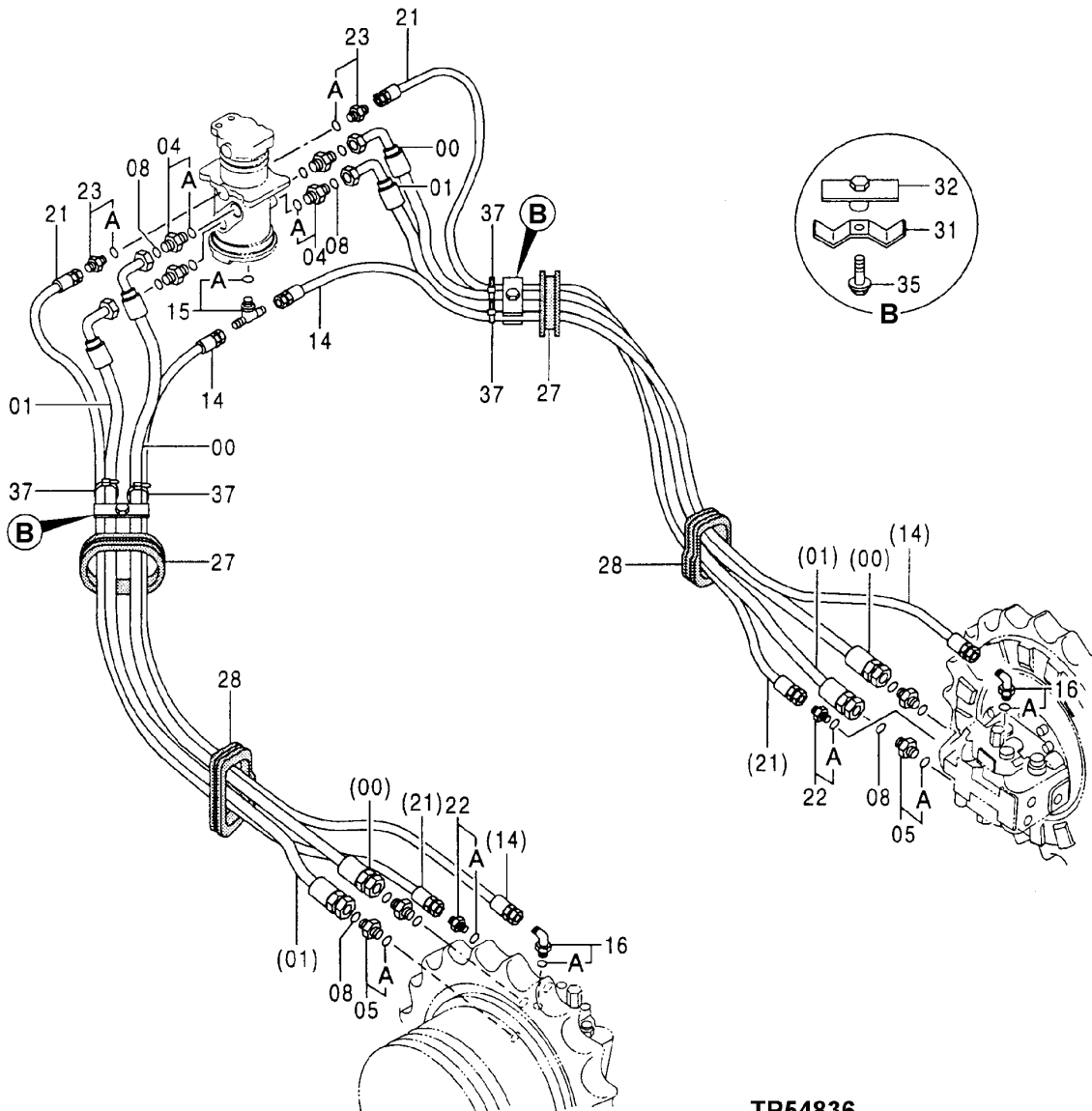
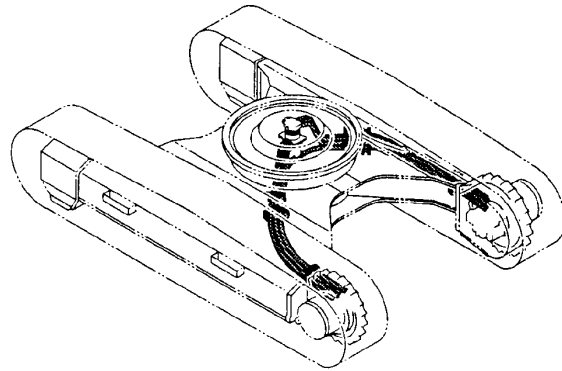
AXLES AND SUSPENSION SYSTEMS

CENTER JOINT SUPPORT

KEY	PART NO.	PART NAME	QTY	SERIAL NO.	REMARKS
1	12H301	LOCK WASHER	4		12.700 MM (1/2") M12 X 35
	19M7403	CAP SCREW	4		

TP54836 -UN-17JUN97

TRAVEL PIPINGS



TP54836

AXLES AND SUSPENSION SYSTEMS

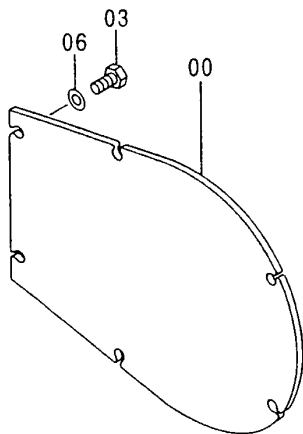
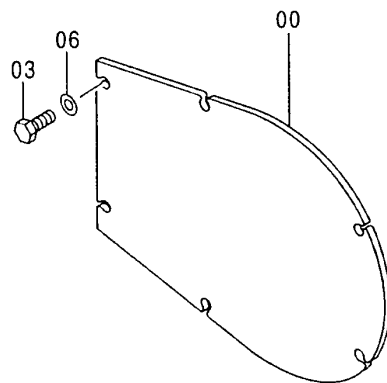
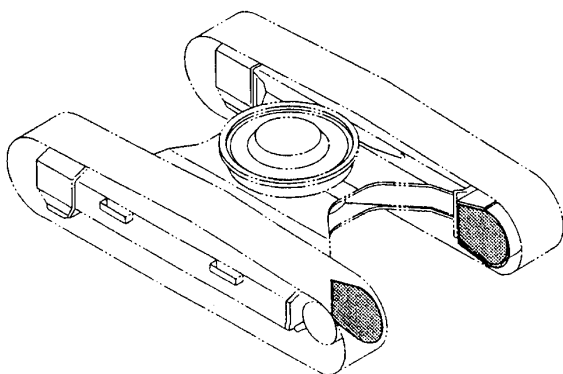
TRAVEL PIPINGS

KEY	PART NO.	PART NAME	QTY	SERIAL NO.	REMARKS
0	AT155275	HYDRAULIC HOSE - FABRICATE	2		1-3/16" X 2 300 MM (90-1/2") X 1-3/16", (REVERSE)
1	AT155276	HYDRAULIC HOSE - FABRICATE	2		1-3/16" X 2 300 MM (90-1/2") X 1-3/16", (FORWARD)
4	AT107392	ADAPTER	4		
4A	TH100055	O-RING	1		23.700 X 3.500 MM (0.933" X 0.138")
5	TH110496	ADAPTER	4		
5A	TH101926	O-RING	1		28.700 X 3.500 MM (1.130" X 0.138")
8	T77858	O-RING	8		18.771 X 1.778 MM (0.739" X 0.070")
14	AT155295	HYDRAULIC HOSE - FABRICATE	2		3/4" X 2 400 MM (94-1/2") X 3/4", (DRAIN)
15	AT154156	TEE FITTING	1		
15A	U46489	O-RING	1		17.800 X 2.400 MM (0.701" X 0.094")
16	TH101008	ELBOW FITTING	2		
16A	U46489	O-RING	1		17.800 X 2.400 MM (0.701" X 0.094")
21	AT155300	HOSE	2		7/16" X 2 500 MM (98-1/2") X 7/16", (PILOT)
22	TH108328	ADAPTER	2		
22A	M800650	PACKING	1		
23	TH108328	ADAPTER	2		
23A	M800650	PACKING	1		
27	TH109400	GROMMET	2		
28	AT214429	GROMMET	2		
31	TH108302	CLAMP	2		
32	TH109556	CLAMP	2		
35	19M7361	CAP SCREW	2	M12 X 50	
	12H301	LOCK WASHER	2	12.700 MM (1/2")	
37	H77698	TIE BAND	4		

TP48125

-UN-05AUG96

TRAVEL MOTOR COVER



TP48125

AXLES AND SUSPENSION SYSTEMS

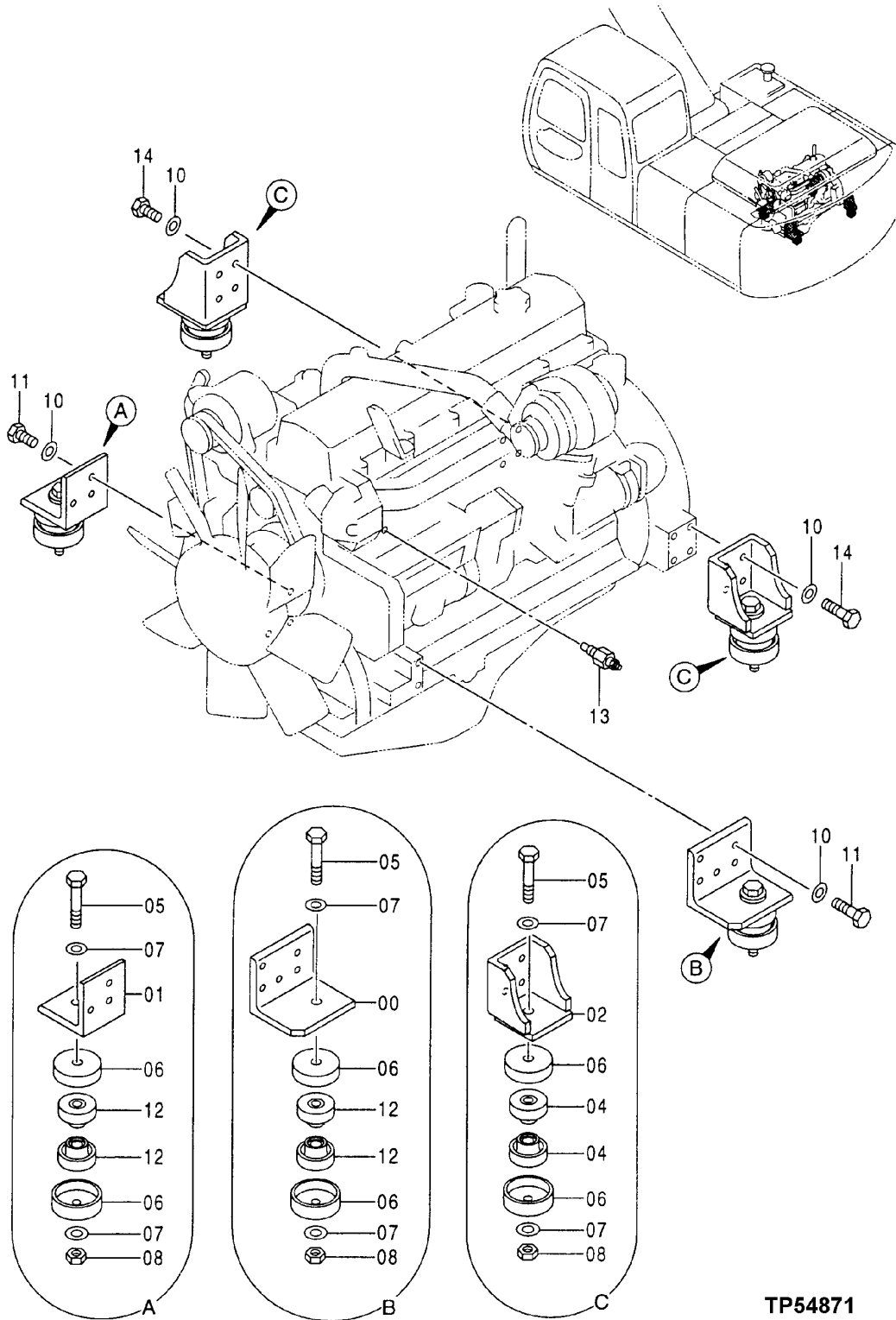
TRAVEL MOTOR COVER

KEY	PART NO.	PART NAME	QTY	SERIAL NO.	REMARKS
0	AT215514	COVER	2		
3	19M6332	CAP SCREW	12	M14 X 35	
6	AT200011	WASHER	12		

ORDER REPAIR AND REPLACEMENT PARTS FROM SECTION 0400-0452 USING JOHN DEERE CAGE CODE 1J955.

TP54871 -UN-05JUN97

ENGINE MOUNTING



TP54871

ENGINE

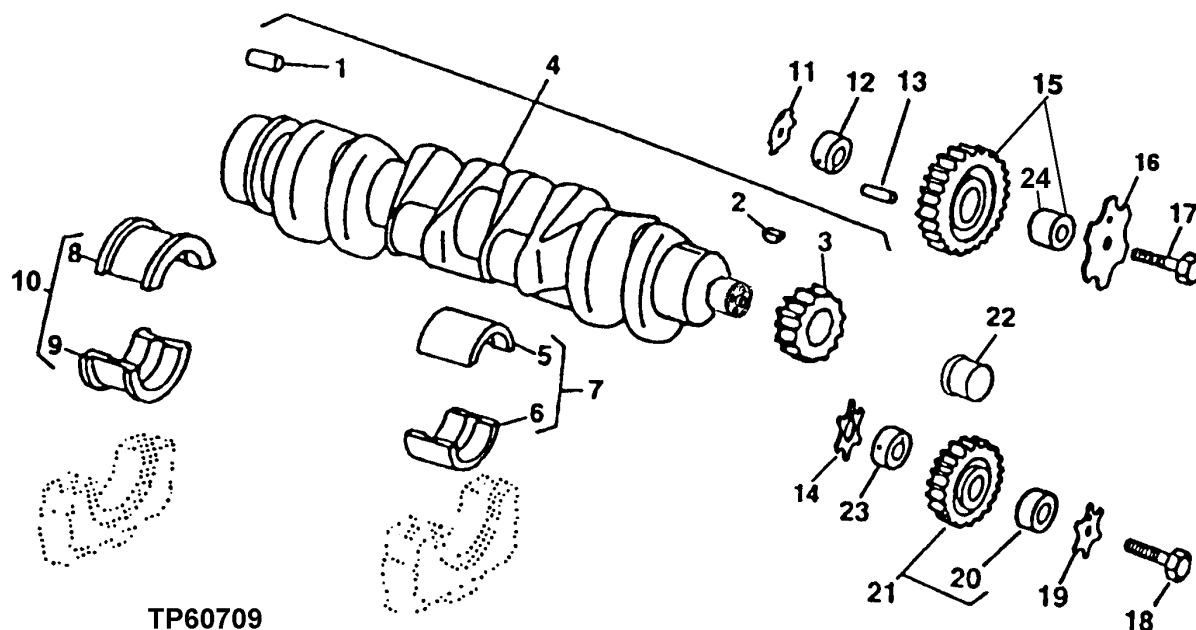
ENGINE MOUNTING

KEY	PART NO.	PART NAME	QTY	SERIAL NO.	REMARKS
0	AT215091	BRACKET	1		
1	AT215089	BRACKET	1		
2	AT218149	BRACKET	2		
4	AT155249	RUBBER MOUNT	4		
5	TH110084	BOLT	4	M18 X 210	
6	TH109410	STOP	8		
7	24M7353	WASHER	8	20 X 34 X 3 MM (0.787" X 1.339" X 0.118")	
8	TH100890	NUT	4	M18	
10	24M7345	WASHER	14	13.500 X 24 X 2.500 MM (0.531" X 0.945" X 0.098")	
11	AT215474	CAP SCREW	6		
12	AT200995	RUBBER MOUNT	4		
13	AT215102	SENSOR	1	(TEMPERATURE)	
14	AT218150	BOLT	8		

MEMORANDA

TP60709 -UN-09JUN98

CRANKSHAFT, CRANKSHAFT GEARS AND MAIN BEARINGS



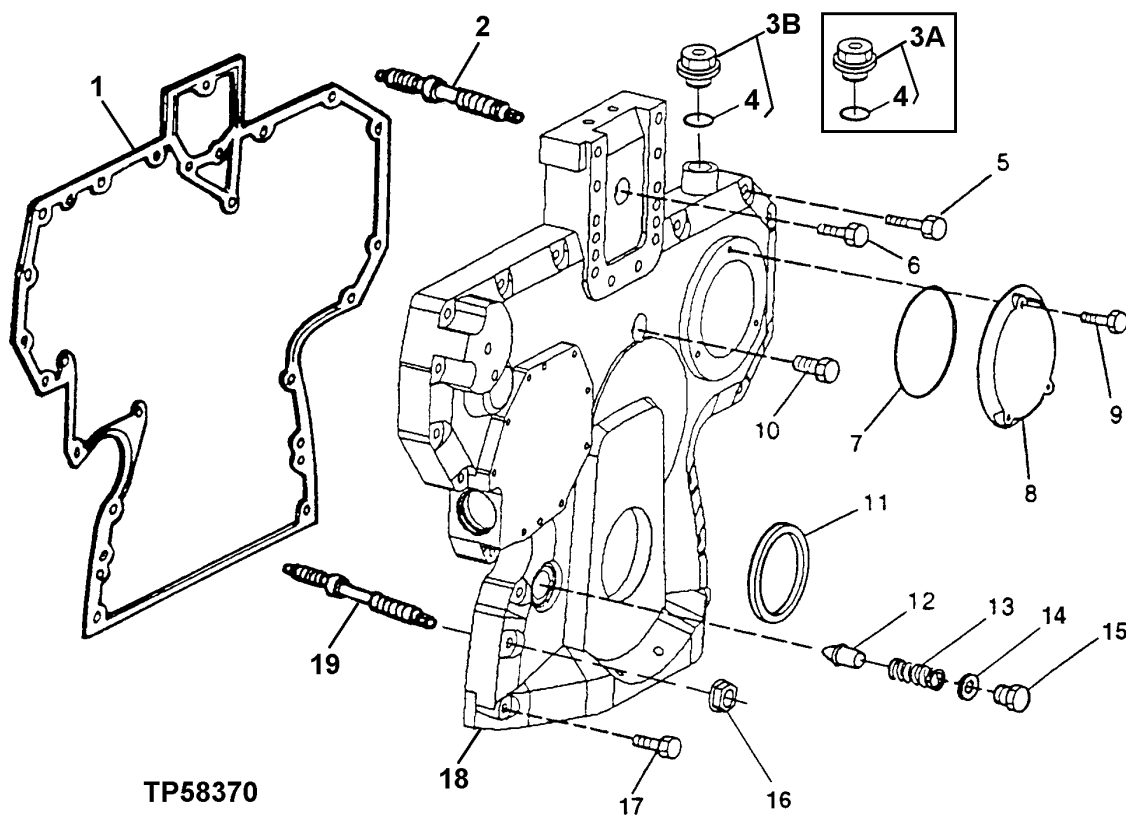
TP60709

KEY	PART NO.	PART NAME	QTY	ENGINE SERIAL NO.	REMARKS
1	R48685	DOWEL PIN	1		12.700 X 28.448 MM (1/2" X 1.120")
2	26M4224	SHAFT KEY	1		4 X 16 MM
3	R120631	GEAR	1		(30 TEETH)
4	RE52850	CRANKSHAFT	1		(MARKED R116076) (ALSO ORDER RE59811)
5	BEARING	6		STANDARD UPPER, (MARKED R123561)
6	BEARING	6		UNDERSIZE UPPER .254 MM, (MARKED R130576)
6	BEARING	6		STANDARD LOWER, (MARKED R123562)
6	BEARING	6		UNDERSIZE LOWER .254 MM, (MARKED R130577)
7	RE65165	BEARING KIT	6		STANDARD
8	RE65911	BEARING	6		UNDERSIZE .254 MM
8	BEARING	1		STANDARD UPPER, (MARKED R123563)
8	BEARING	1		UNDERSIZE UPPER .254 MM, (MARKED R130574)
9	BEARING	1		STANDARD LOWER, (MARKED R123564)
9	BEARING	1		UNDERSIZE LOWER .254 MM, (MARKED R130575)
10	RE65168	BEARING KIT	1		STANDARD
10	RE65912	THRUST BEARING	1		UNDERSIZE .254 MM
11	R123174	LOCK WASHER	1		
12	R120641	SHAFT	1		
13	34H288	SPRING PIN	1		4.775 X 44.450 MM (3/16" X 1-3/4")
14	R101225	THRUST WASHER	1		
15	RE56313	GEAR	1		
16	R131206	THRUST WASHER	1		
17	19M8997	SCREW	1		M10 X 65
18	19M8966	SCREW	1		M10 X 50
19	R131283	THRUST WASHER	1		
20	R114193	BUSHING	1		
21	RE56369	GEAR	1		
22	RE59811	SLEEVE	1		WITH INSTALLATION TOOL
23	R114194	SHAFT	1		
24	BUSHING	1		

THIS PARTS LISTING IS CONTINUED

TP58370 -UN-20OCT98

TIMING GEAR COVER



ENGINE

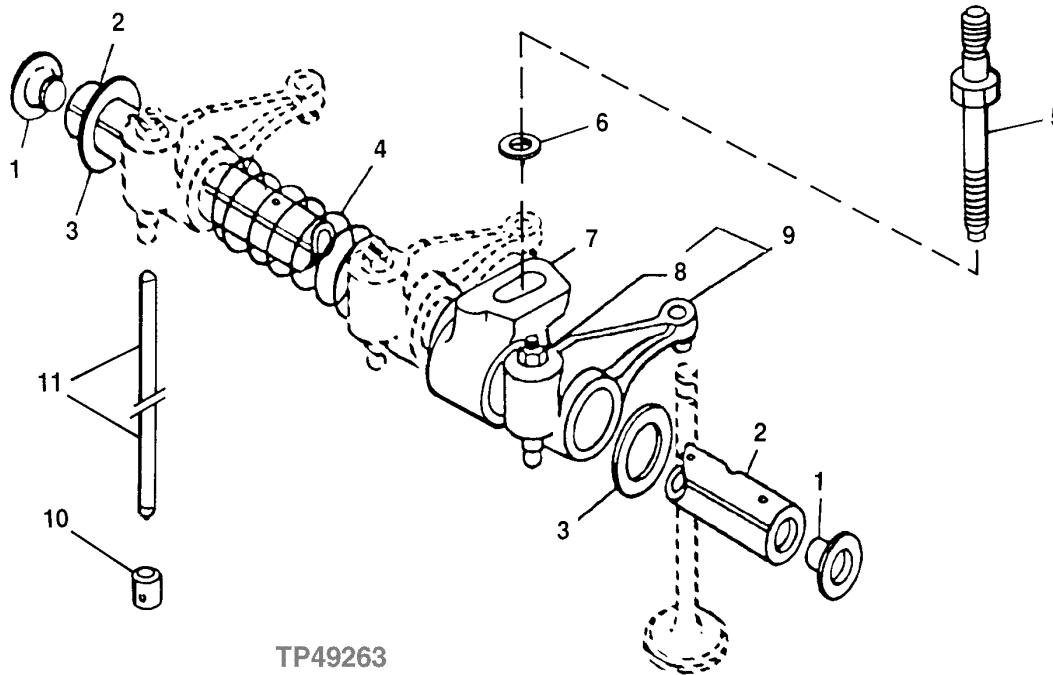
TIMING GEAR COVER

KEY	PART NO.	PART NAME	QTY	ENGINE SERIAL NO.	REMARKS
1	R136515	GASKET	1		
2	R134518	STUD	2		
3A	R101085	PLUG	1		(SUB RE501938, THIS APPLICATION)
3B	RE501938	PLUG	1		
4	51M7044	O-RING	1		17.300 X 2.200 MM
5	19M8317	SCREW	6		M8 X 40
6	19M8291	SCREW	1		M8 X 35
	19M7801	SCREW	1		M8 X 60
7	R121424	O-RING	1		
8	R121411	COVER	1		
9	19M7775	SCREW	3		M6 X 16
10	RE67240	SCREW	1		
11	RE59810	SEAL KIT	1		
12	R83169	VALVE	1		
13	T27658	SPRING	1		
14	A4827R	WASHER	1		
15	R91692	PLUG	1		OIL PRESSURE REGULATING
16	14M7296	FLANGE NUT	6		M10
17	19M7979	SCREW	2		M8 X 55
18	R134530	COVER	1		
19	R123584	STUD	4		

TP49263

-UN-20JUN95

ROCKER ARM SHAFT, PUSH RODS AND ROCKER ARMS

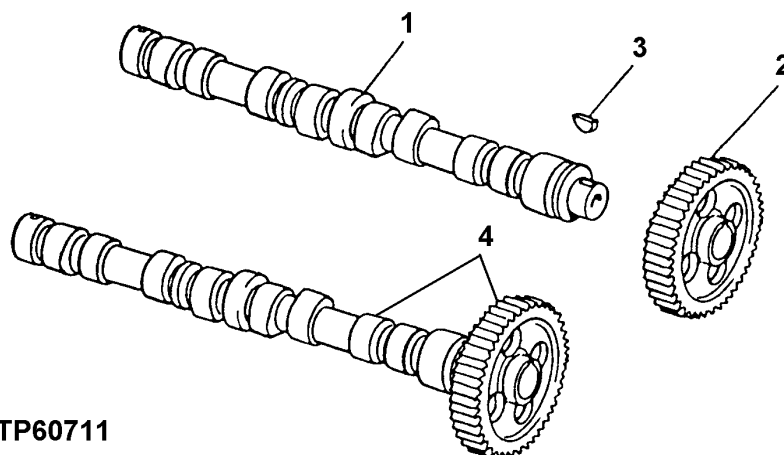


TP49263

KEY	PART NO.	PART NAME	QTY	ENGINE SERIAL NO.	REMARKS
1	R54565	PLUG	2		
2	R123514	ROCKER ARM SHAFT	1		
3	T20316	WASHER	2		
4	T20314	SPRING	5		
5	R123271	STUD	6		
6	R42729	WASHER	6		
7	R123161	SUPPORT	6		
8	14M7148	NUT	1	M10	
9	RE68695	ROCKER ARM	12		
10	R123565	FOLLOWER	12		
11	R107731	PUSH ROD	12		

TP60711 -UN-17JUN98

CAMSHAFT

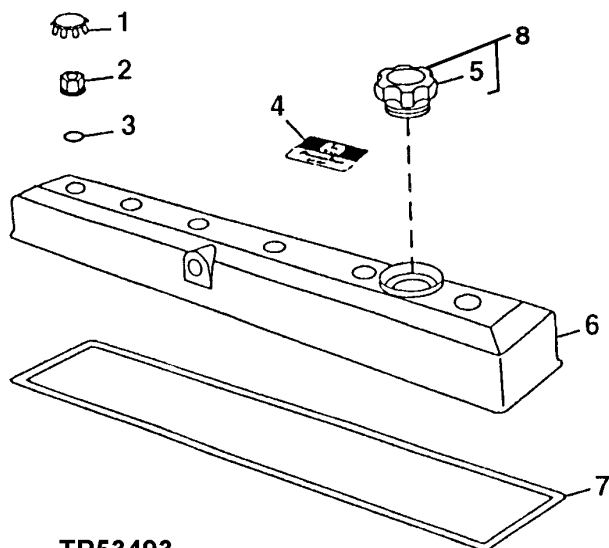


TP60711

KEY	PART NO.	PART NAME	QTY	ENGINE SERIAL NO.	REMARKS
1	CAMSHAFT	1		(R135440 NO LONGER AVAILABLE)
2	GEAR	1		(60 TEETH) (R133812 NO LONGER AVAILABLE)
3	SHAFT KEY	1		(R133303 NO LONGER AVAILABLE)
4	RE56578	CAMSHAFT	1		(WITH GEAR AND KEY) (MARKED R135440)

TP53493 -UN-20MAY97

ROCKER ARM COVER

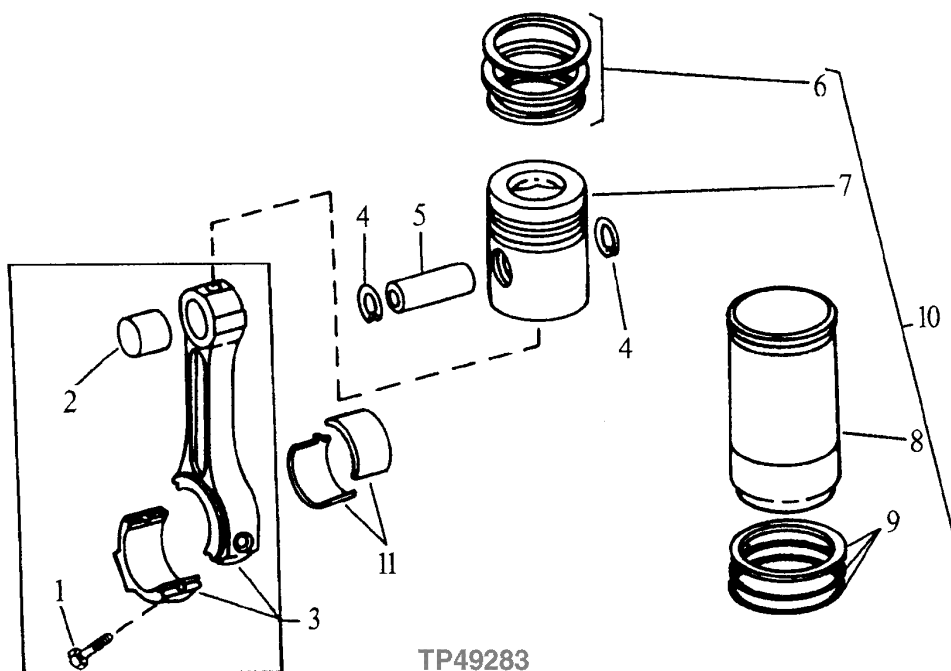


TP53493

KEY	PART NO.	PART NAME	QTY	ENGINE SERIAL NO.	REMARKS
1	H23125	PLUG	6		
2	R123574	NUT	6		
3	R123575	O-RING	6		
4	R121674	MEDALLION	1		
5	R500001	PACKING	1		
6	RE70402	COVER	1		
7	R123543	GASKET	1		
8	RE500005	FILLER CAP	1		

TP49283 -UN-17JUL95

CONNECTING ROD,BEARINGS AND PISTON



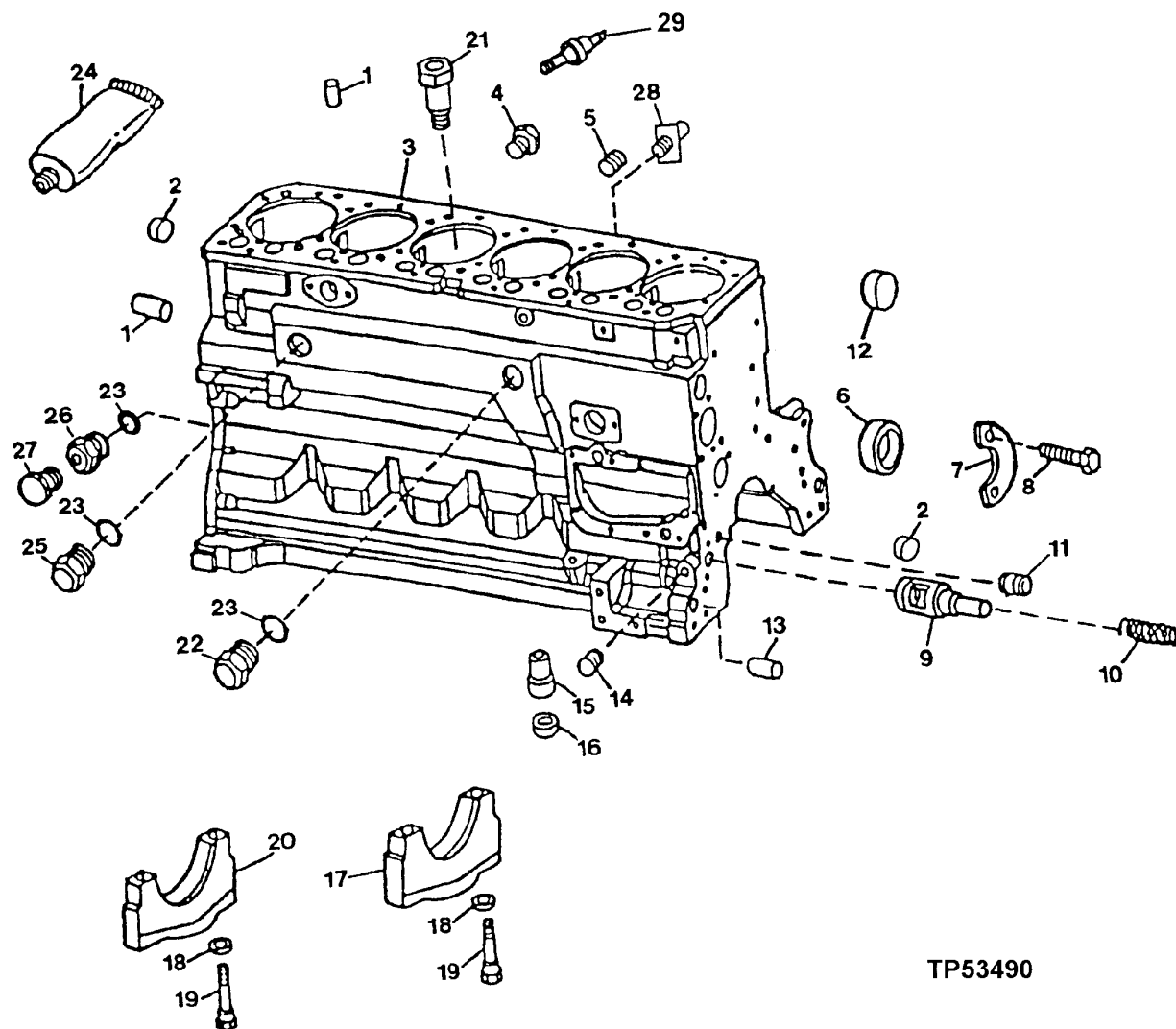
TP49283

KEY	PART NO.	PART NAME	QTY	ENGINE SERIAL NO.	REMARKS
1	R501124	SCREW	12		(SUB FOR R114083 AND R500500)
2	R114082	BUSHING	12		(SUB FOR R130602)
3	RE50770	CONNECTING ROD	6		(MARKED R114081)
4	R54114	SNAP RING	12		
5	R123177	PISTON PIN	6		
6	RE66820	PISTON RING KIT	6		
7	PISTON	6		
8	CYLINDER LINER	6		
9	AR65507	O-RING KIT	6		CYLINDER LINER
10	RE65969	PISTON-LINER KIT	6		PISTON WITH LINER
11	RE65908	BEARING	6		STANDARD
	RE65909	BEARING	6		.010" UNDERSIZE

TP53490

-UN-05JUN97

CYLINDER BLOCK AND MAIN BEARING CAPS



TP53490

ENGINE

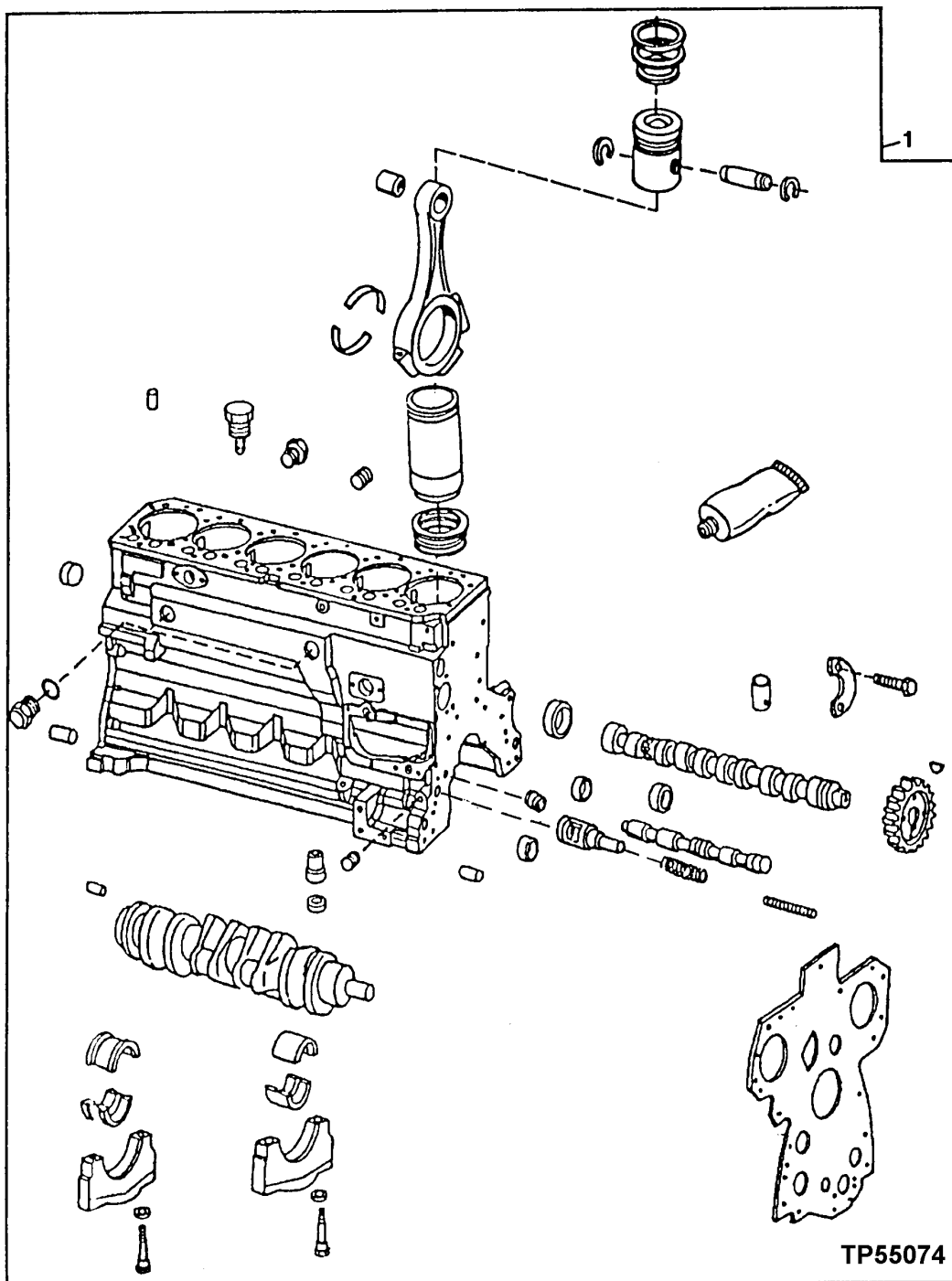
CYLINDER BLOCK AND MAIN BEARING CAPS-CONTINUED

KEY	PART NO.	PART NAME	QTY	ENGINE SERIAL NO.	REMARKS
1	R48685	DOWEL PIN	2		
2	T18891	CAP	2		
3	CYLINDER BLOCK	1		(MARKED R119565) (ORDER RE65964)
4	R55233	PIPE PLUG	1		1/4"
5	R104592	PIPE PLUG	7		
6	R119874	BUSHING	1		CAMSHAFT
7	R132518	PLATE	1		
8	19M8999	SCREW	2		M8 X 25
9	R121043	VALVE	1		ENGINE OIL BY-PASS
10	R111137	SPRING	1		
11	R26493	BUSHING	1		OIL PRESSURE REGULATING
12	R116466	BUSHING	1		
13	R26650	DOWEL PIN	2		
14	15H623	PIPE PLUG	1		3/8"
15	R115390	BUSHING	1		
16	R75892	O-RING	1		
17	R114241	BEARING CAP	6		MAIN BEARING
18	T20168	WASHER	14		
19	T23474	CAP SCREW	14		
20	R132186	BEARING CAP	1		MAIN THRUST BEARING
21	R131182	ORIFICE	6		
22	R39741	DRAIN PLUG	1		
23	U13639	O-RING	2		
24	T43514	GASKET	1		(PLASTIC GASKET)
25	R39741	DRAIN PLUG	1		(WITHOUT CAB HEATER)
26	R123616	PLUG	1		(WITH CAB HEATER)
27	RE46685	PLUG	1		(WITHOUT CAB HEATER)
28	AT13740	DRAIN VALVE	1		
29	AT145384	SWITCH	1		OIL PRESSURE

TP55074

-UN-01MAY97

ENGINE SHORT BLOCK



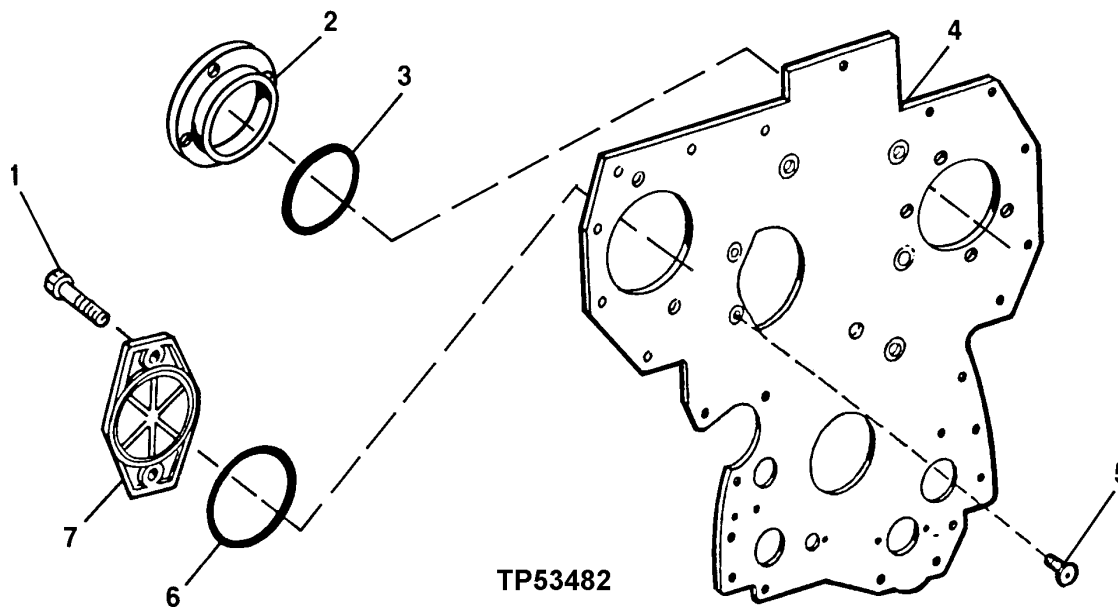
ENGINE

SHORT BLOCK

KEY	PART NO.	PART NAME	QTY	ENGINE SERIAL NO.	REMARKS
1	RE65964	SHORT BLOCK ASSEMBLY	1		(MARKED R119565)

TP53482 -UN-19MAY97

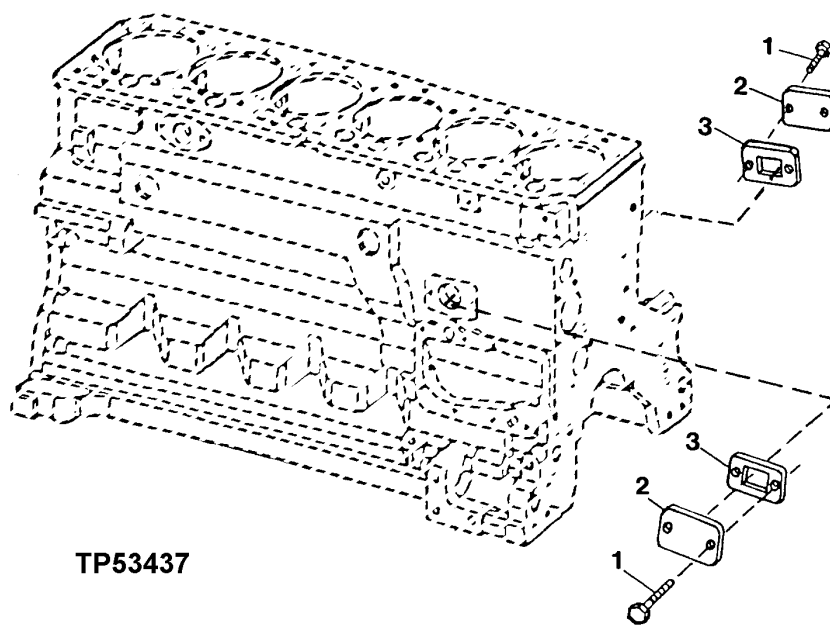
ENGINE FRONT PLATE AND AUXILLARY DRIVE COVER



KEY	PART NO.	PART NAME	QTY	ENGINE SERIAL NO.	REMARKS
1	19M7790	SCREW	2		
2	R500654	ADAPTER	1	M12 X 35	
3	R123295	O-RING	1	(SUB FOR R125712)	
4	R134528	PLATE	1		
5	R136475	SCREW	4		
6	T20758	O-RING	1		
7	R135757	COVER	1		

TP53437 -UN-03APR97

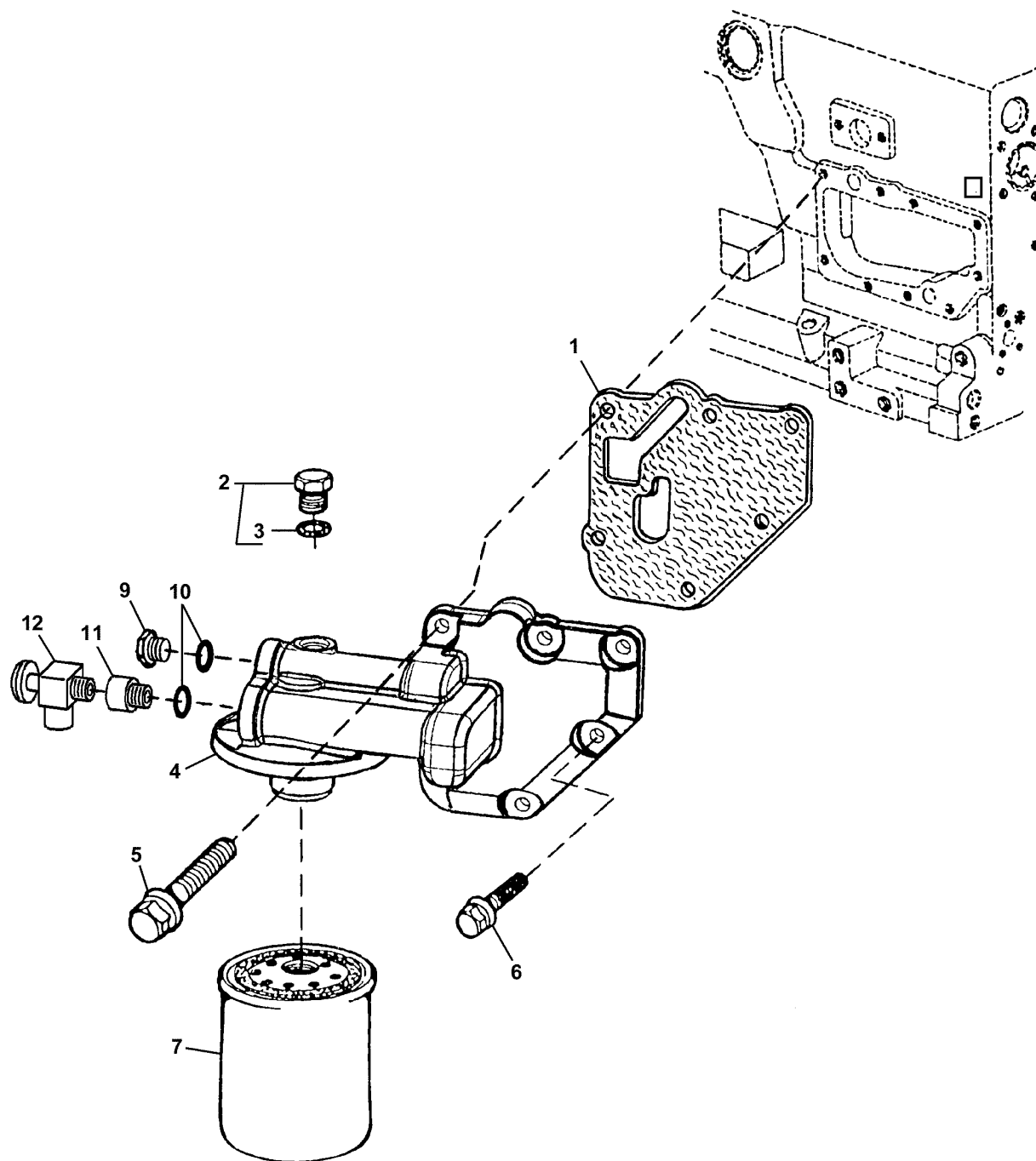
ENGINE OIL FILLER INLET COVER



TP53437

KEY	PART NO.	PART NAME	QTY	ENGINE SERIAL NO.	REMARKS
1	RE67238	SCREW	4		
2	R116296	COVER	2		
3	R136495	GASKET	2		
					M8 X 20 (WITH PRE-APPLIED SEALANT)

ENGINE OIL FILTER/ADAPTER
 TP61521 -UN-21OCT99



TP61521

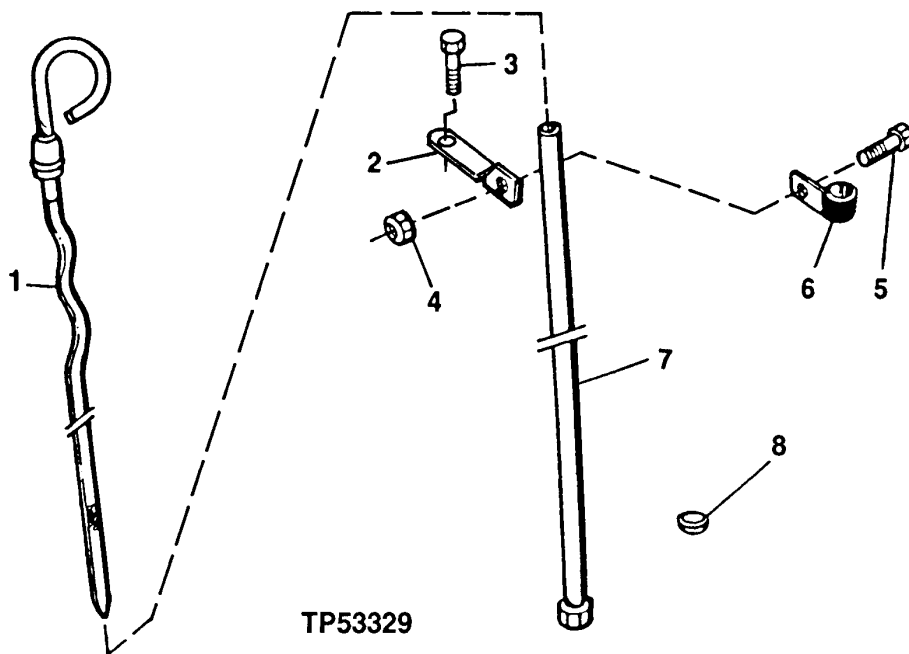
ENGINE

ENGINE OIL FILTER/ADAPTER

KEY	PART NO.	PART NAME	QTY	ENGINE SERIAL NO.	REMARKS
1	R500374	GASKET	1		
2	RE46716	PLUG	AR		
3	51M7042	O-RING	1	13.300 X 2.200 MM	
4	RE500133	FILTER HEAD	1		
5	19M7802	SCREW	5	M8 X 65	
6	RE67238	SCREW	1	M8 X 20 (WITH PRE-APPLIED SEALANT)	
7	RE59754	OIL FILTER	1		
9	R116115	FITTING	1		
10	51M7045	O-RING	2		
11	T166588	FITTING	1		
12	AT182602	KIT	1	(OIL SAMPLING)	

TP53329 -UN-12SEP96

ENGINE OIL DIPSTICK

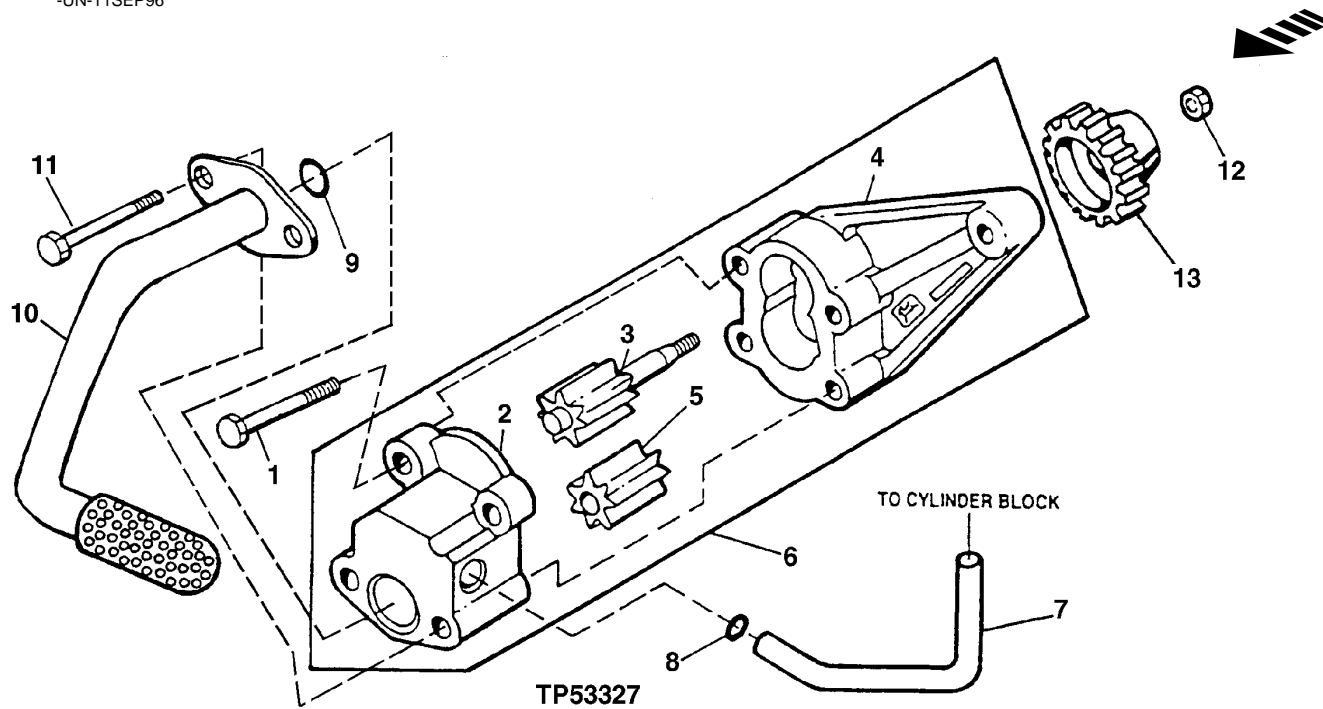


TP53329

KEY	PART NO.	PART NAME	QTY	ENGINE SERIAL NO.	REMARKS
1	RE66178	DIPSTICK	1		
2	R134552	BRACKET	1		
3	19M7784	SCREW	1	M10 X 20	
4	14M7298	FLANGE NUT	1	M8	
5	19M7866	SCREW	1	M8 X 20	
6	T28862	CLAMP	1		
7	R134550	DIPSTICK TUBE	1		
8	R134240	PLUG	1		

TP53327 -UN-11SEP96

ENGINE OIL PUMP

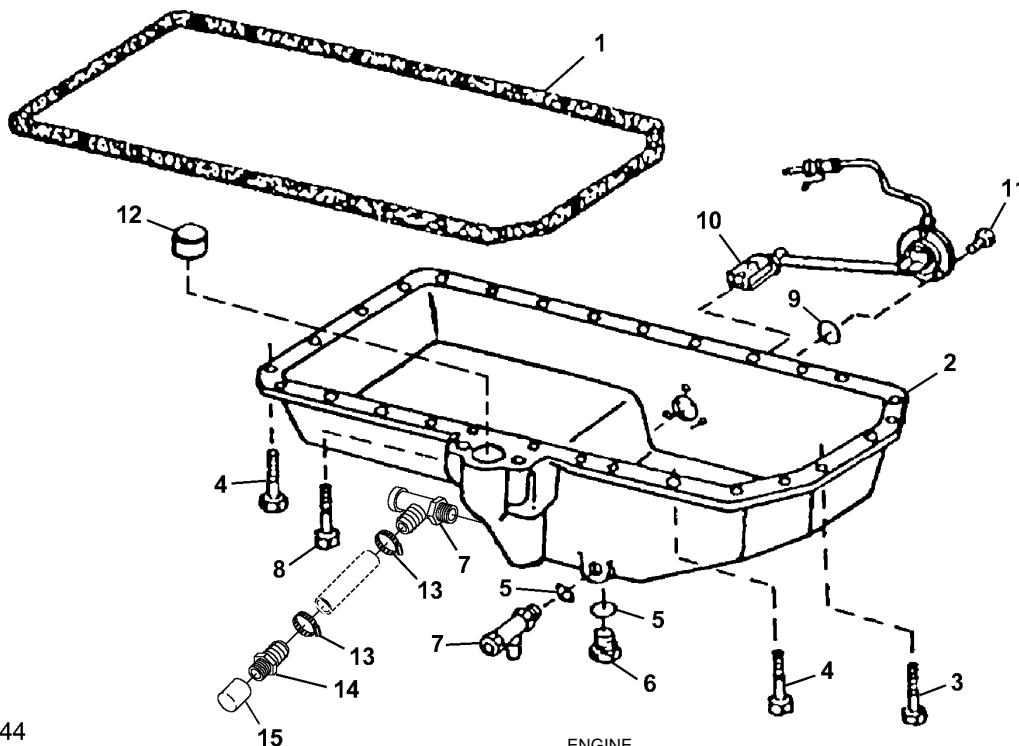


TP53327

KEY	PART NO.	PART NAME	QTY	ENGINE SERIAL NO.	REMARKS
1	19M8987	SCREW	2	M8 X 65	
2	COVER	1		
3	GEAR	1		
4	HOUSING	1		
5	GEAR	1		
6	RE502269	OIL PUMP	1	(MARKED R123179) (SUB FOR RE70153 MARKED R123179 AND RE59582 MARKED R123179)	
7	R121376	TUBE	1		
8	R97185	O-RING	1		
9	R61871	O-RING	1		
10	RE69898	OIL PUMP INTAKE	1		
11	19M8986	SCREW	2	M8 X 100	
12	14M7066	NUT	1	M12	
13	R120638	GEAR	1	(30 TEETH)	

TP61544 -UN-25OCT99

ENGINE OIL PAN AND OIL LEVEL SENSOR

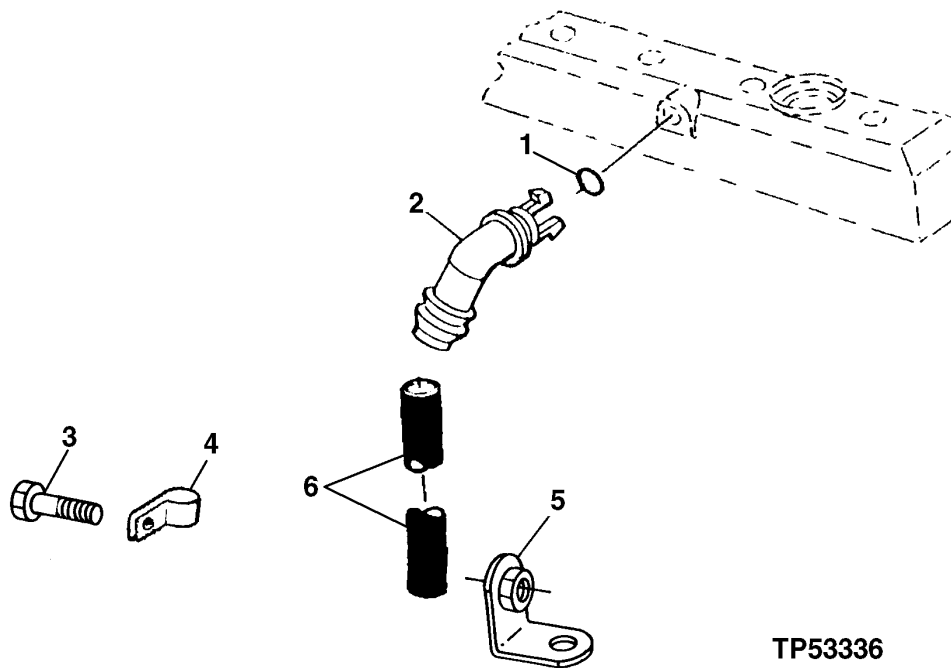


TP61544

KEY	PART NO.	PART NAME	QTY	ENGINE SERIAL NO.	REMARKS
1	R123354	GASKET	1		
2	R123338	OIL PAN	1		
3	19M7868	SCREW	6	M8 X 30	
4	19M7867	SCREW	26	M8 X 25	
5	51M7043	O-RING	2	15.300 X 2.200 MM	
6	RE46685	PLUG	1		
7	RE59579	DRAIN VALVE	1		
8	19M7799	SCREW	4	M8 X 45	
9	R47154	O-RING	1	25.070 X 2.616 MM (0.987" X 0.103")	
10	RE16223	SENSOR	1		OIL LEVEL
11	19M8425	CAP SCREW	3	M6 X 16	
12	T35390	CAP	AR		(USE WITHOUT ENGINE OIL FILL TUBE)
13	AA34965	CLAMP	2		
14	R41071	FITTING	1		
15	15H582	FITTING	1		OIL SAMPLING

TP53336 -UN-11SEP96

ENGINE VENTILATOR HOSE



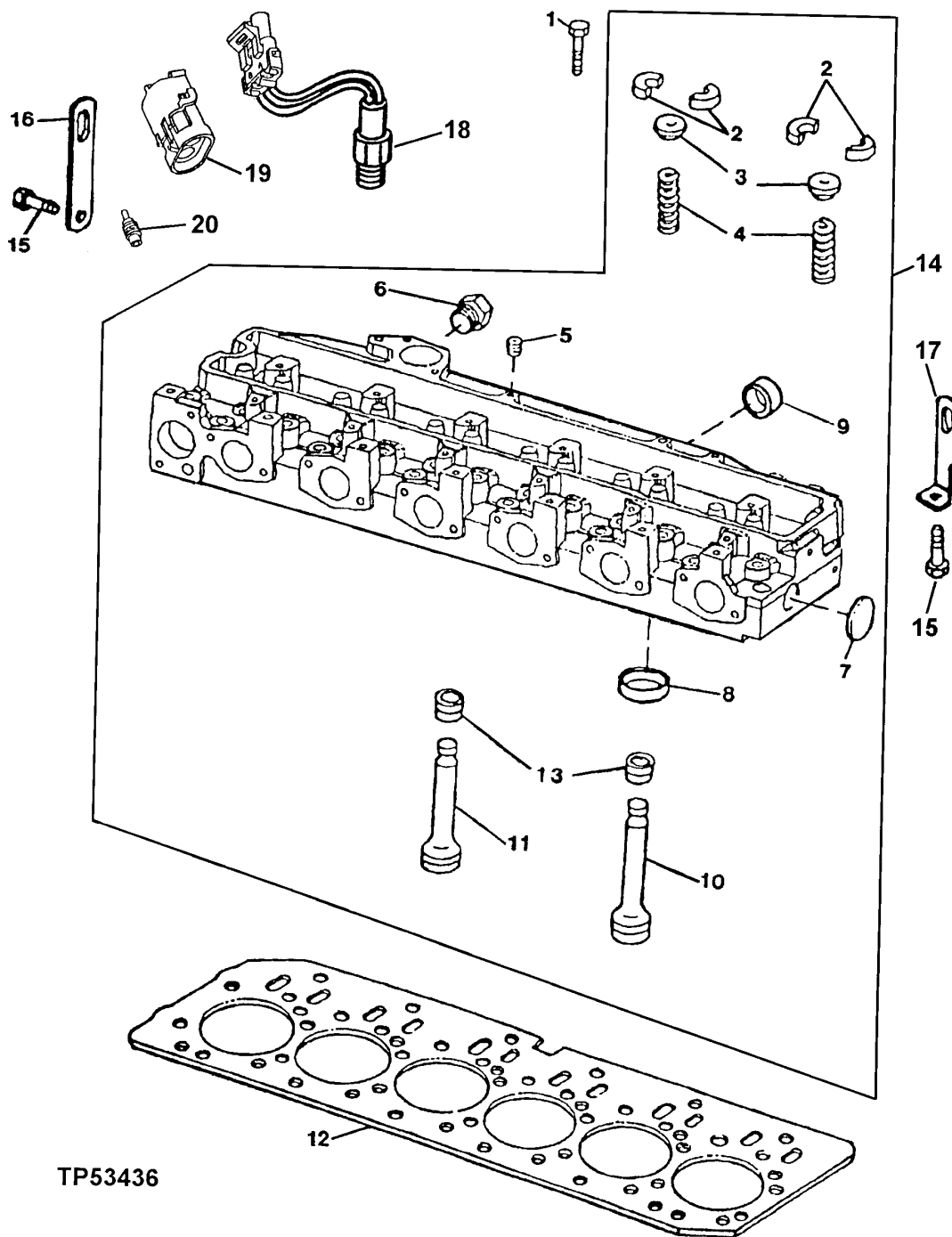
TP53336

KEY	PART NO.	PART NAME	QTY	ENGINE SERIAL NO.	REMARKS
1	R72328	O-RING	1		18.720 X 2.616 MM
2	R123586	ELBOW FITTING	1		
3	R122618	SCREW	1		(SUB FOR T34037, THIS APPLICATION)
4	R72659	CLAMP	1		
5	AT12875	BRACKET	1		
6	R134403	HOSE	1		

TP53436

-UN-05JUN97

CYLINDER HEAD, HEAD GASKET AND VALVES



TP53436

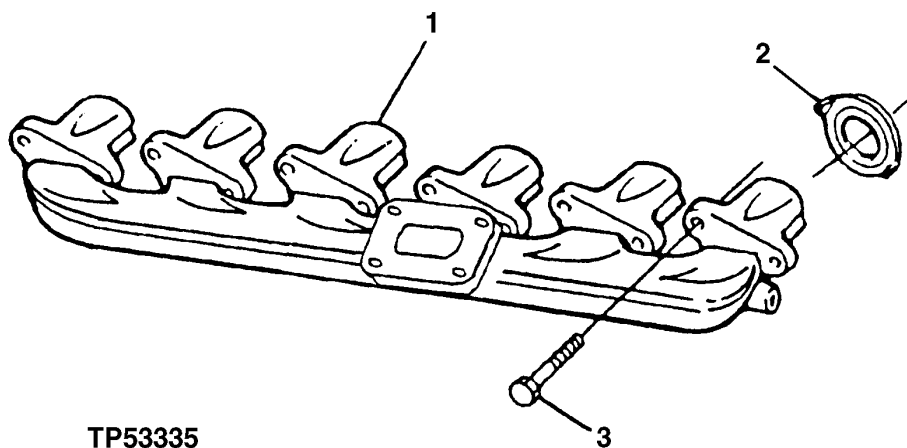
ENGINE

CYLINDER HEAD, HEAD GASKET AND VALVES

KEY	PART NO.	PART NAME	QTY	ENGINE SERIAL NO.	REMARKS
1	R85363	CAP SCREW	26		
2	R91889	RETAINER	24		
3	RE60005	ROTATOR	12		
4	R26125	SPRING	12		
5	R104592	PIPE PLUG	1		
6	T58477	FITTING	1		
7	CD16284	CAP	1		
8	R98063	VALVE SEAT INSERT	6		STANDARD SIZE INTAKE VALVE
	R98335	VALVE SEAT INSERT	6		OVERSIZE INTAKE VALVE
	R85687	VALVE SEAT INSERT	6		STANDARD SIZE EXHAUST VALVE
	R93910	VALVE SEAT INSERT	6		OVERSIZE EXHAUST VALVE
9	R43409	CAP	3		
10	R90692	EXHAUST VALVE	6		STANDARD
11	R98062	INTAKE VALVE	6		STANDARD
12	R116516	ENGINE CYLINDER HEAD GASKET	1		
13	RE31617	SEAL	12		
14	RE57489	CYLINDER HEAD	1		(MARKED R121608)
15	19M7788	SCREW	2		M12 X 25
16	T26509	STRAP	1		
17	R62380	STRAP	1		
18	AT174989	SWITCH	1		TEMPERATURE
19	R78053	PIN CONTACT CONNECTOR BODY	1		
20	R78064	ELECTRICAL PLUG	1		

EXHAUST MANIFOLD

TP53335 -UN-11SEP96

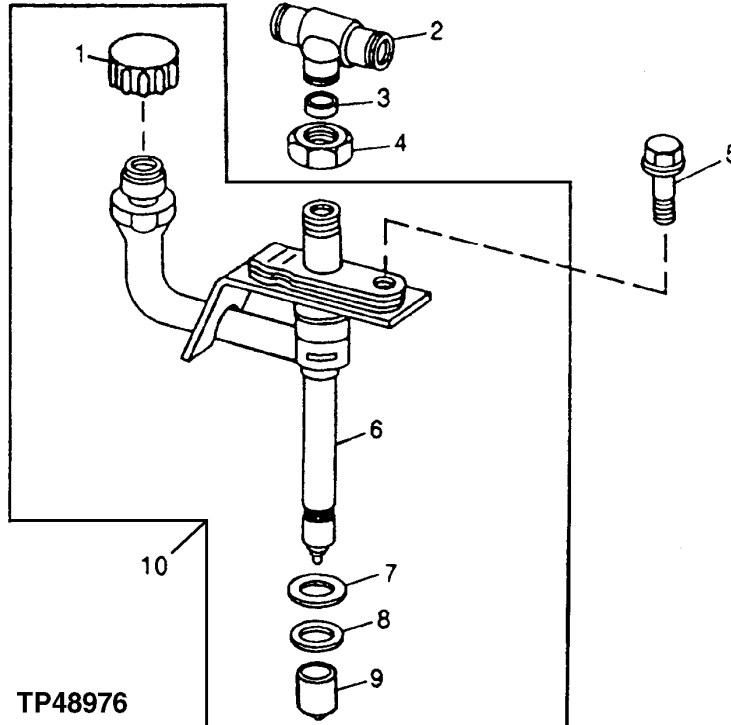


TP53335

KEY	PART NO.	PART NAME	QTY	ENGINE SERIAL NO.	REMARKS
1	R132462	EXHAUST MANIFOLD	1		
2	R90658	GASKET	6		
3	19M7810	SCREW	12	M10 X 80	

TP48976 -UN-26OCT96

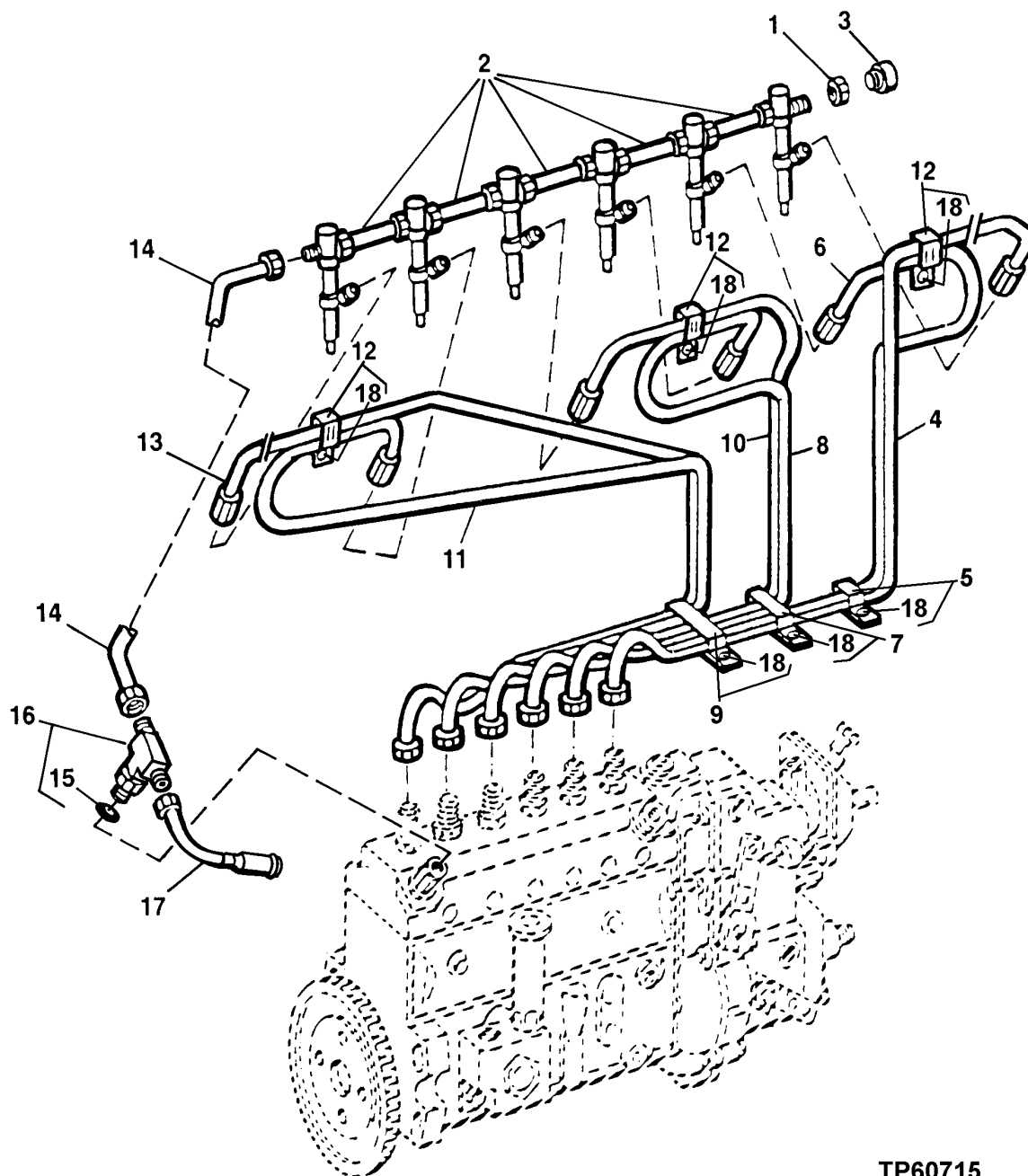
FUEL INJECTION NOZZLE



KEY	PART NO.	PART NAME	QTY	ENGINE SERIAL NO.	REMARKS
1	CAP	1		
2	R71963	TEE FITTING	1		
3	R79605	WASHER	1		
4	R79604	TUBE NUT	1		
5	R116366	SCREW	1		
6	NOZZLE	1		
7	R92352	PACKING	1		
8	R48000	WASHER	1		(USE WITH OVERSIZE NOZZLE BORE)
	R500390	WASHER	1		(USE WITH STANDARD NOZZLE BORE)
9	T24472	PLUG	1		
10	RE48786	INJECTION NOZZLE	1		

FUEL INJECTION SYSTEM

TP60715 -UN-17JUN98



TP60715

ENGINE

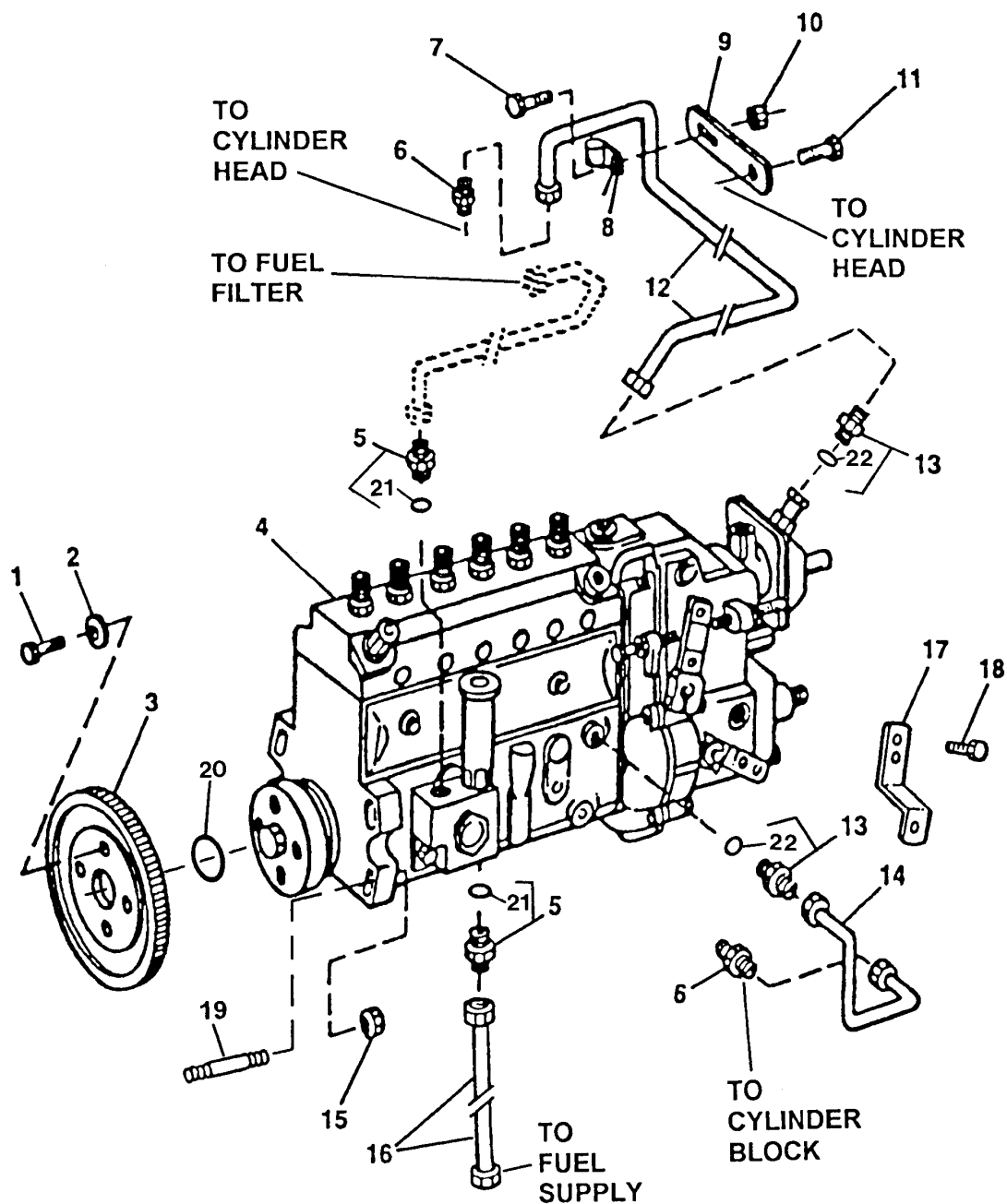
FUEL INJECTION SYSTEM

KEY	PART NO.	PART NAME	QTY	SERIAL NO.	REMARKS
1	R123593	NUT	1		
2	RE68748	TUBE	5		
	R51936	PACKING	10		
3	AR85519	PLUG	1		
4	RE59917	FUEL LINE	1	NO.6	
5	RE19797	CLAMP	2	(1,2 5,6)	
6	RE59916	FUEL LINE	1	NO.5	
7	RE19799	CLAMP	2	(1,2,3,4 AND 3,4,5,6)	
8	RE59915	FUEL LINE	1	NO. 4	
9	RE19800	CLAMP	1	(ALL LINES)	
10	RE59914	FUEL LINE	1	NO. 3	
11	RE59913	FUEL LINE	1	NO. 2	
12	RE19797	CLAMP	3	(1,2 3,4 5,6)	
13	RE59912	FUEL LINE	1	NO.1	
14	RE60175	FUEL LINE	1	LEAK-OFF	
15	51M7039	O-RING	1	8.100 X 1.600 MM (0.319" X 0.063")	LEAK-OFF
16	RE502175	FITTING	1	(SUB FOR RE66742) TEE,	LEAK-OFF
17	RE67050	FUEL LINE	1	LEAK-OFF	
18	19M7923	CAP SCREW	8	M6 X 12	

TP60741

-UN-11SEP98

FUEL INJECTION PUMP AND LUBE LINES



TP60741

ENGINE

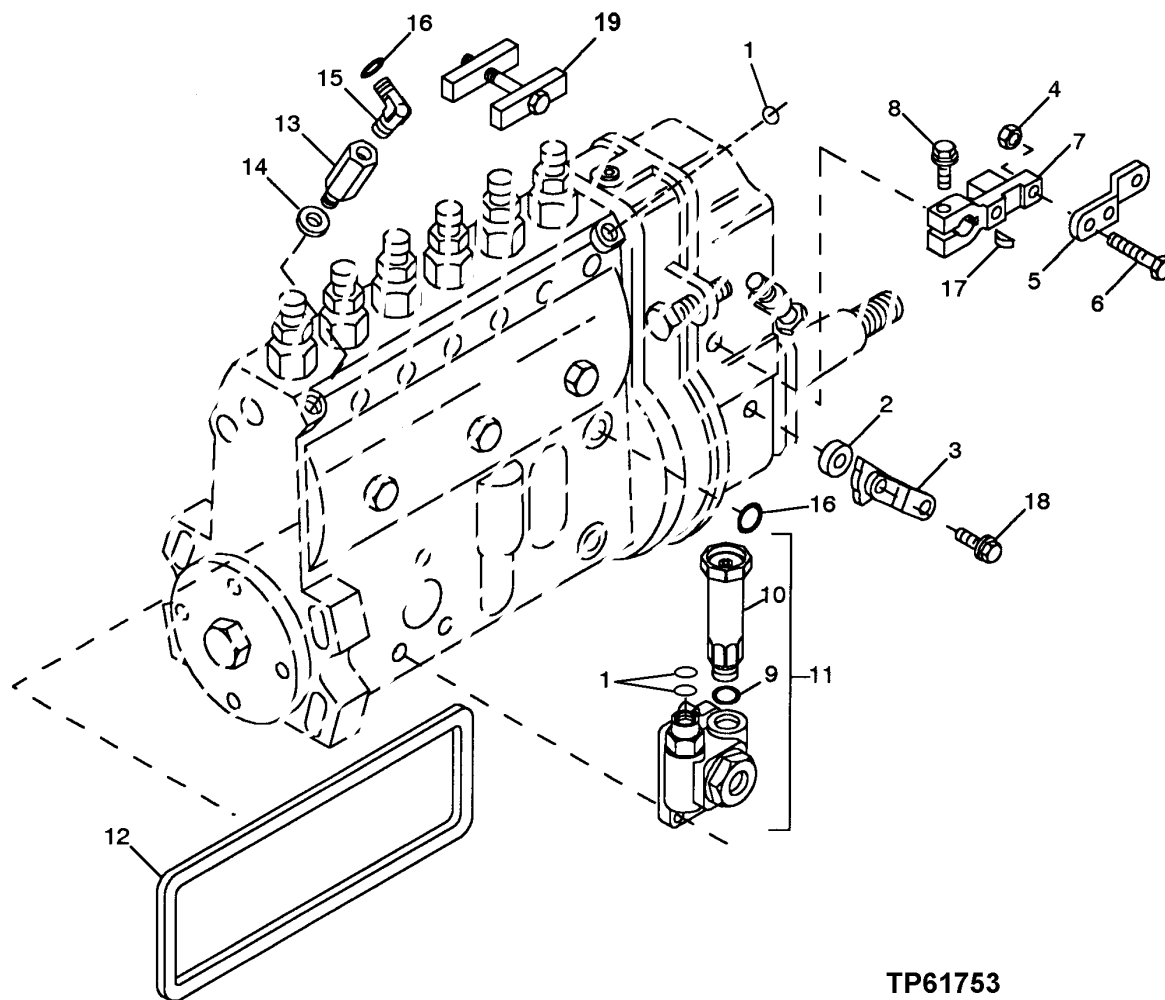
FUEL INJECTION PUMP AND LUBE LINES

KEY	PART NO.	PART NAME	QTY	ENGINE SERIAL NO.	REMARKS
1	19H3336	CAP SCREW	4		3/8" X 7/8"
2	R63845	WASHER	4		10.500 X 17.500 X 3 MM
3	R500084	GEAR	1		(60 TEETH)
4	RE59945	FUEL INJECTION PUMP	1		(AS2500) (NIPPONDENSO 24-VOLT)
5	RE60031	FITTING	2		
6	R63604	FITTING	2		
7	19M7865	SCREW	1		M8 X 16
8	T74410	CLAMP	1		
9	R56588	STRAP	1		
10	14M7298	FLANGE NUT	1		M8
11	19M8324	CAP SCREW	1		M10 X 16
12	RE60194	ANEROID LINE	1		ANEROID
	RE70285	LINE	1		
13	RE60028	FITTING	2		
14	RE60064	OIL LINE	1		LUBE
15	14M7296	FLANGE NUT	4		M10
16	RE44843	FUEL LINE	1		
	R67092	SEAL	1		
17	R133025	LEVER	1		
18	19M8826	SCREW	2		M6 X 16
19	R134212	STUD	4		
20	R73864	O-RING	1		75 X 3 MM
21	51M7041	O-RING	2		11.300 X 2.200 MM
22	51M7039	O-RING	2		8.100 X 1.600 MM

TP61753

-UN-14OCT98

FUEL INJECTION PUMP LEVERS AND TRANSFER PUMP



TP61753

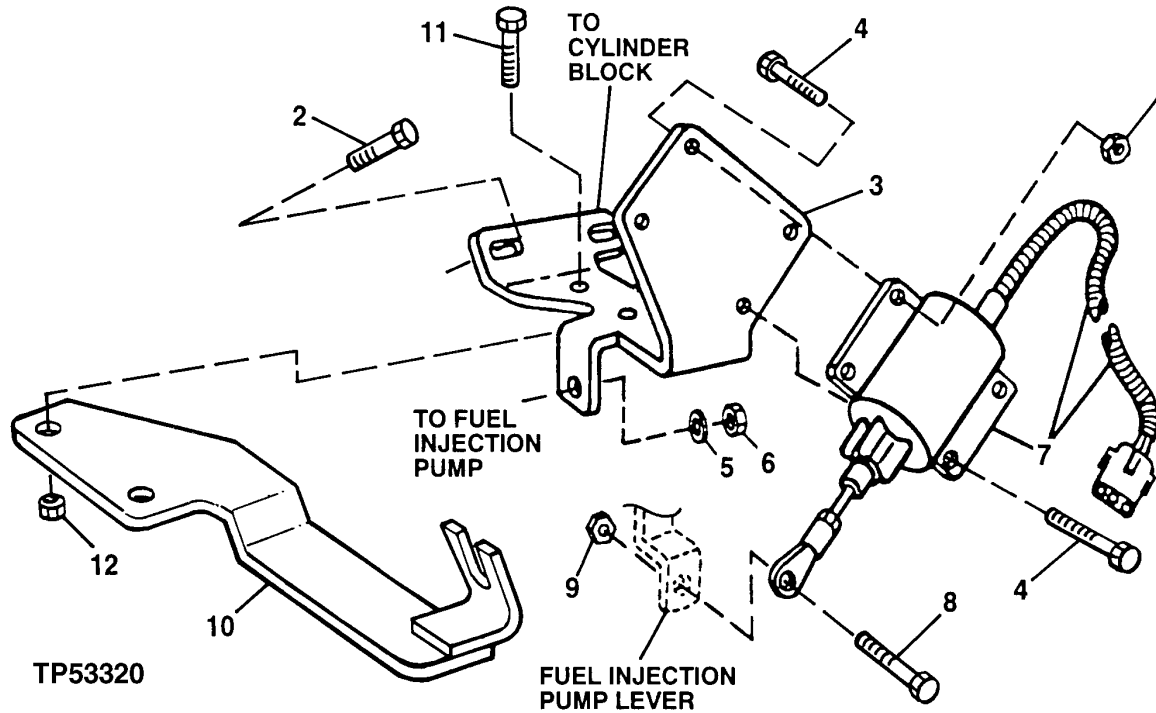
ENGINE

FUEL INJECTION PUMP LEVERS AND TRANSFER PUMP

KEY	PART NO.	PART NAME	QTY	SERIAL NO.	REMARKS
1	51M7041	O-RING	3		11.300 X 2.200 MM
2	R64995	RETAINER	1		
3	R135163	LEVER	1		SHUT-OFF
4	R64989	LOCK NUT	1		
5	R135874	LEVER	1		THROTTLE
6	R65437	CAP SCREW	1		
7	R64967	CONTROL LEVER	1		
8	R64969	SCREW	1		
9	R64854	WASHER	1		
10	RE500376	HAND PRIMER	1		
11	RE500375	FUEL PUMP	1		TRANSFER PUMP
12	R500220	GASKET	1		
13	RE500374	CONTROL VALVE	1		
14	R64857	WASHER	1		
15	RE502173	FITTING	1		(SUB FOR RE60185)
16	51M7039	O-RING	2		
17	R64968	SHAFT KEY	1		
18	R73885	SCREW	1		
19	R77536	JAW	1		CLAMPING

TP53320 -UN-09SEP96

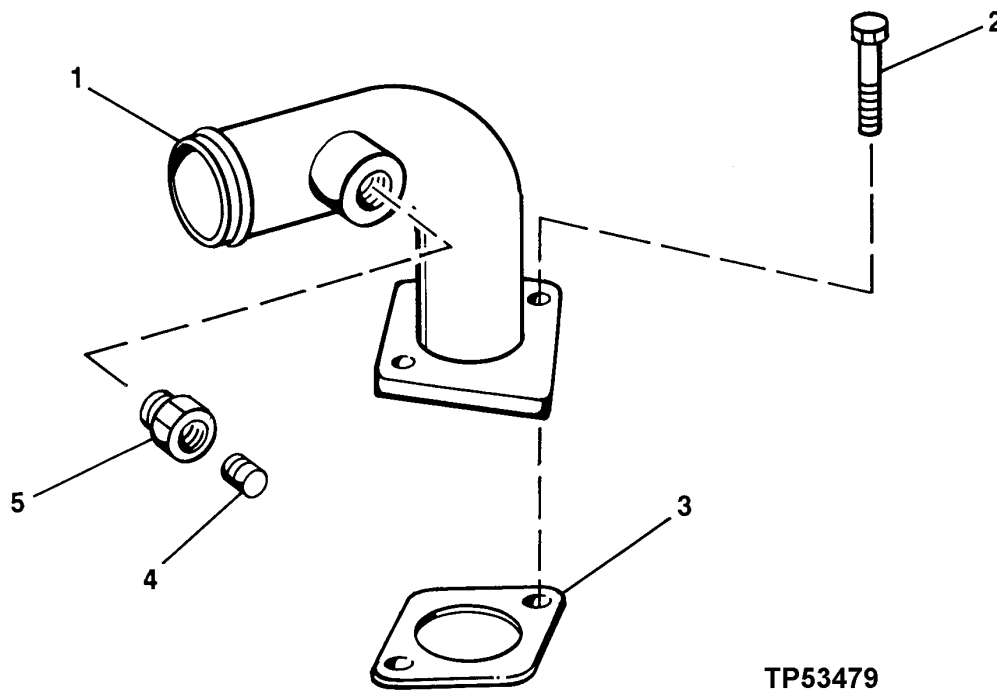
FUEL INJECTION PUMP SOLENOID SHUT-OFF



KEY	PART NO.	PART NAME	QTY	ENGINE SERIAL NO.	REMARKS
1	14M7303	FLANGE NUT	4	M6	
2	19M7784	SCREW	1	M10 X 20	
3	R132901	BRACKET	1		
4	19M7862	SCREW	4	M6 X 20	
5	24M7213	WASHER	1	10.500 X 25 X 4 MM	
6	14M7444	NUT	1	M10	
7	RE502474	SOLENOID	1		(SUB FOR RE67256) (24-VOLT)
8	CAP SCREW	1		
9	NUT	1		
10	AT176928	BRACKET	1		
11	19M7867	SCREW	2	M8 X 25	
12	14M7298	FLANGE NUT	2	M8	

TP53479 -UN-20MAY97

AIR INTAKE SYSTEM

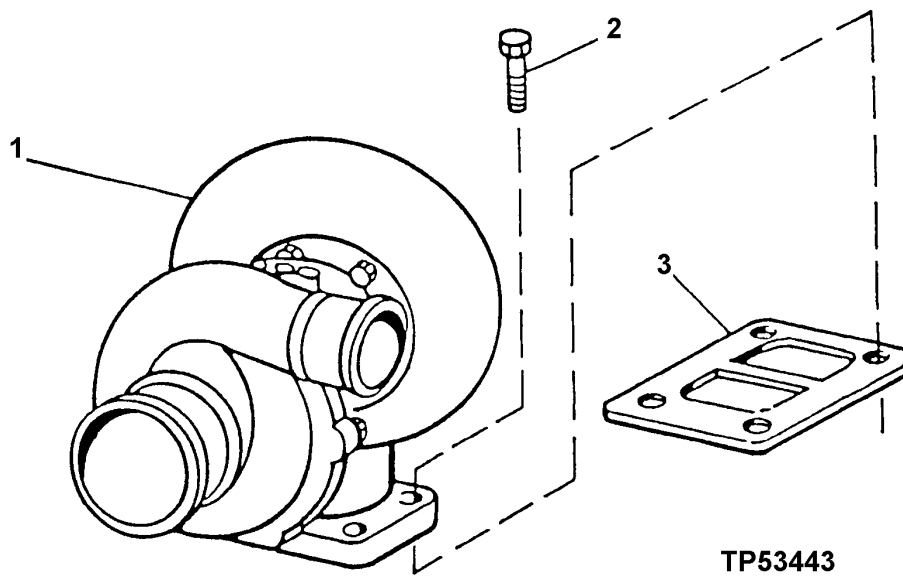


TP53479

KEY	PART NO.	PART NAME	QTY	ENGINE SERIAL NO.	REMARKS
1	RE60240	TUBE	1		
2	19M7786	SCREW	2	M10 X 30	
3	R81275	GASKET	1		
4	15H623	PIPE PLUG	1	3/8"	
5	T27986	FITTING	1		

**TURBOCHARGER
(AIRESEARCH)**

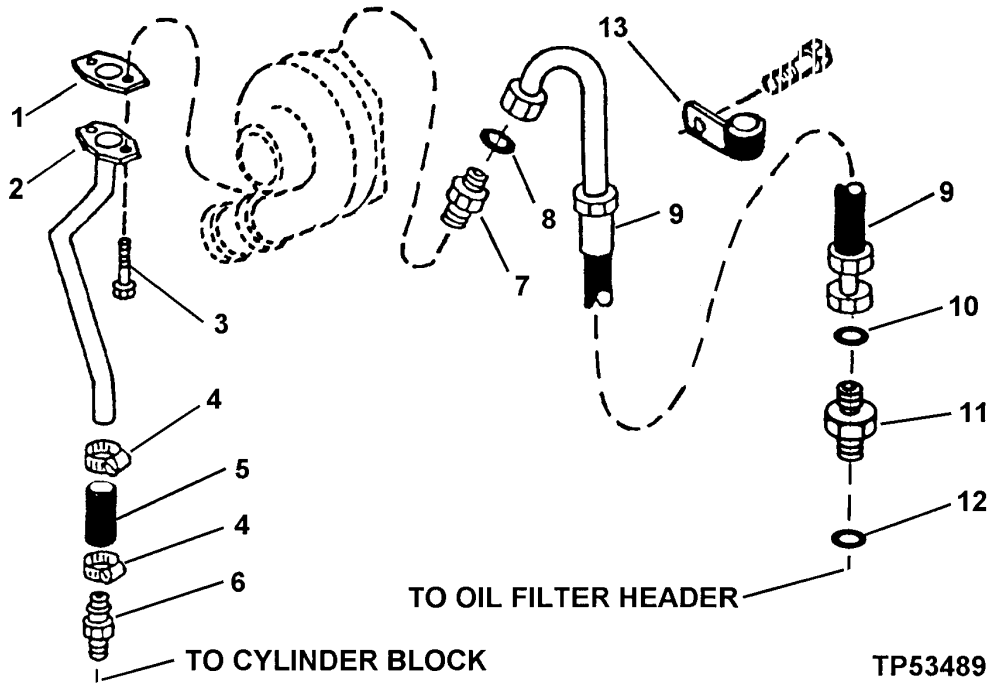
TP53443 -UN-20MAR97



KEY	PART NO.	PART NAME	QTY	ENGINE SERIAL NO.	REMARKS
1	RE69517	TURBOCHARGER	1		REMANUFACTURED
	RE26409	KIT	1		HARDWARE, NOT ILLUSTRATED
2	19M7785	SCREW	4		M10 X 25
3	R123572	GASKET	1		

TP53489 -UN-30MAY97

TURBOCHARGER OIL LINES

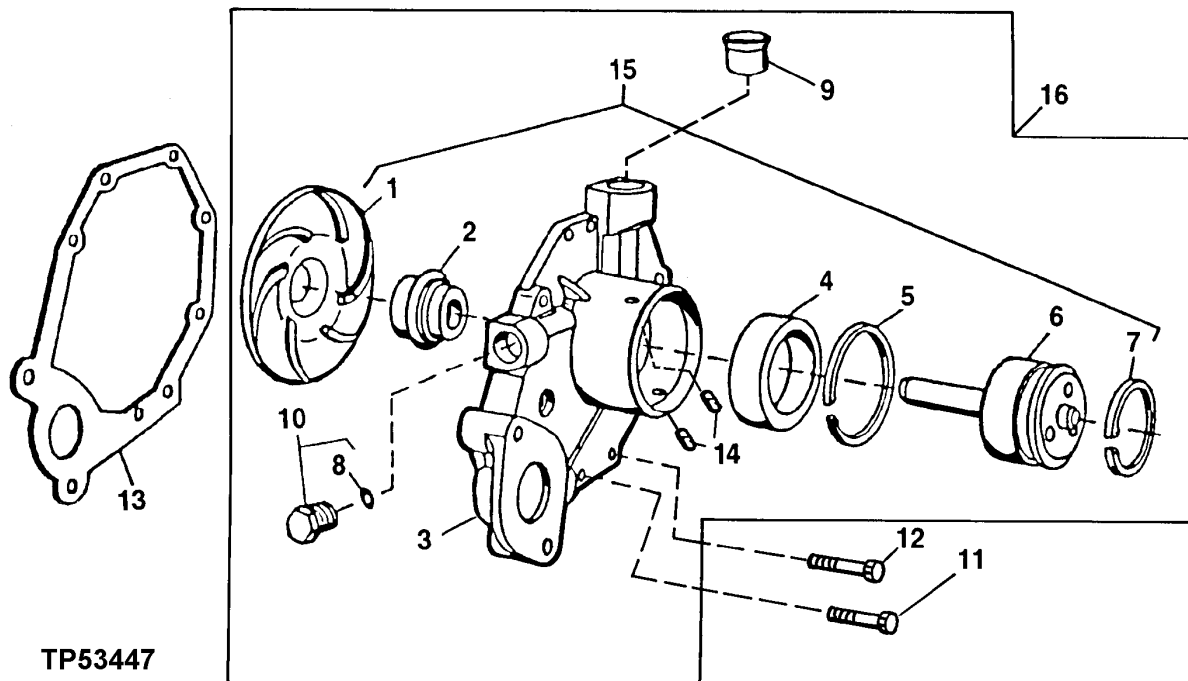


TP53489

KEY	PART NO.	PART NAME	QTY	ENGINE SERIAL NO.	REMARKS
1	R123570	GASKET	1		
2	RE59992	OIL LINE	1		
3	19M7866	SCREW	2	M8 X 20	
4	RE65978	CLAMP	2		
5	HOSE	1		(MAKE FROM R120013 COT TO LENGTH)
6	RE54885	HOSE FITTING	1		
7	M87733	ADAPTER	1		
8	R63548	O-RING	1		
9	RE69545	HOSE	1		
10	T77613	O-RING	1		
11	38H5037	ADAPTER	1		
12	51M7042	O-RING	1	13.300 X 2.200 MM	
13	R72853	CLAMP	1		

TP53447 -UN-19MAR97

WATER PUMP ASSEMBLY




TP53447

KEY	PART NO.	PART NAME	QTY	SERIAL NO. OR YEAR	REMARKS
1	IMPELLER	1		
2	SEAL	1		
3	HOUSING	1		
4	BALL BEARING	1		
5	RING	1		
6	SHAFT	1		
7	A364R	SNAP RING	1		
8	51M7043	O-RING	1	15.300 X 2.200 MM	
9	R123226	GASKET	1		
10	RE46685	PLUG	1		
11	19M7863	SCREW	5	M6 X 25	
12	19M7796	SCREW	3	M6 X 30	
13	R123417	GASKET	1		
14	R98527	FILTER	2	(USE WITH RE70985)	
	R100369	FILTER	2	(USE WITH RE500734)	
15	RE70962	KIT	1		
16	RE70985	WATER PUMP	1	(MARKED R121035) (SUB RE500734)	
	RE500734	WATER PUMP	1	(MARKED R500401)	

TP53480 -UN-09JUN97

WATER PUMP INLET



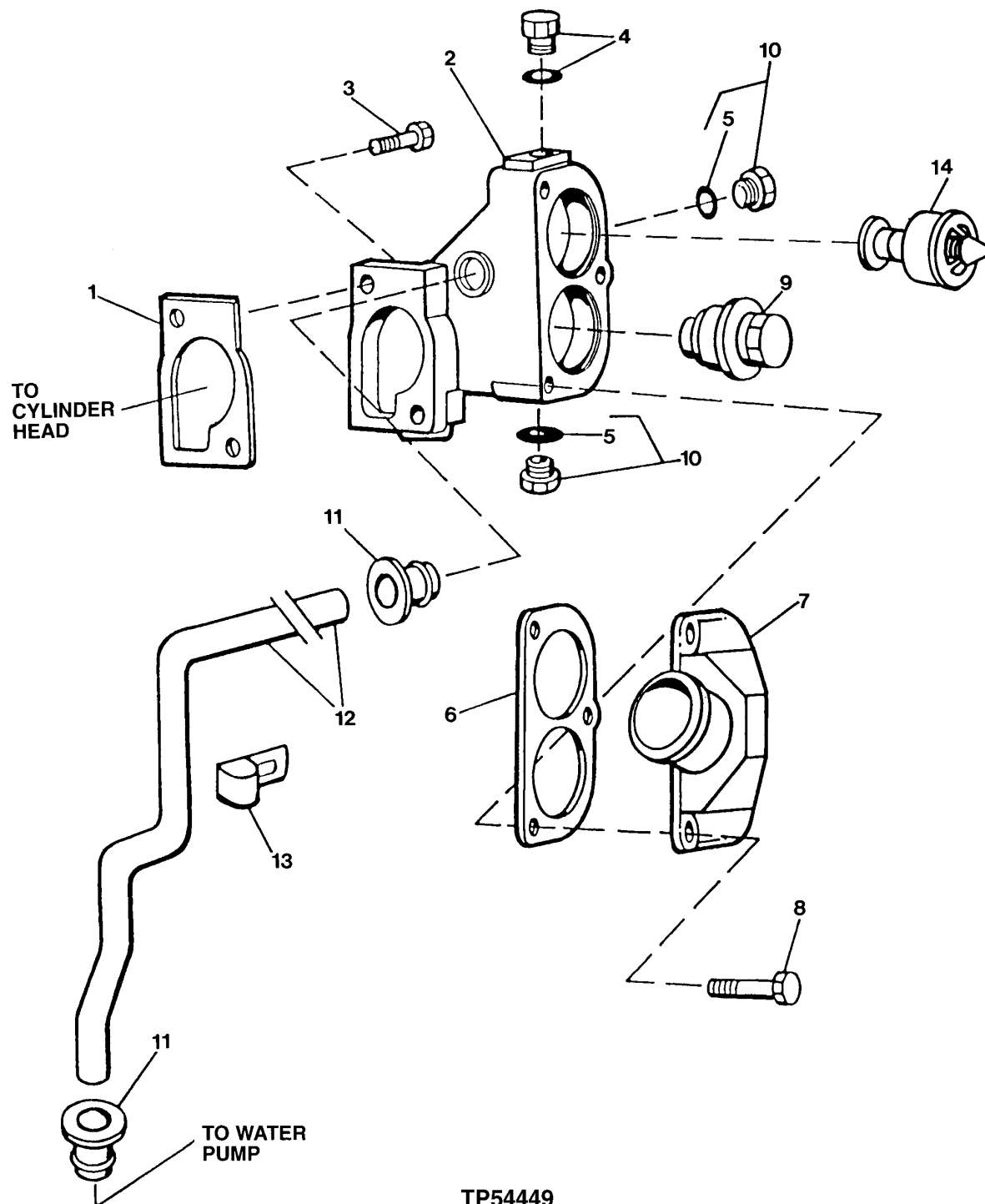
TP53480

KEY	PART NO.	PART NAME	QTY	ENGINE SERIAL NO.	REMARKS
1	RE59579	DRAIN VALVE	1		
2	51M7043	O-RING	1		15.300 X 2.200 MM
3	R115250	SHEAVE	1		
4	19M7774	SCREW	3		M6 X 12
5	19M7802	ADAPTER	1		
6	19M7867	ADAPTER	1		M8 X 25
7	R121635	HOUSING	1		
8	R89944	O-RING	1		50.394 X 3.531 MM (1-63/64" X 0.139")
9	RE68908	CONNECTOR	1		

TP54449

-UN-10DEC96

THERMOSTAT HOUSING, THERMOSTAT AND COVER



TP54449

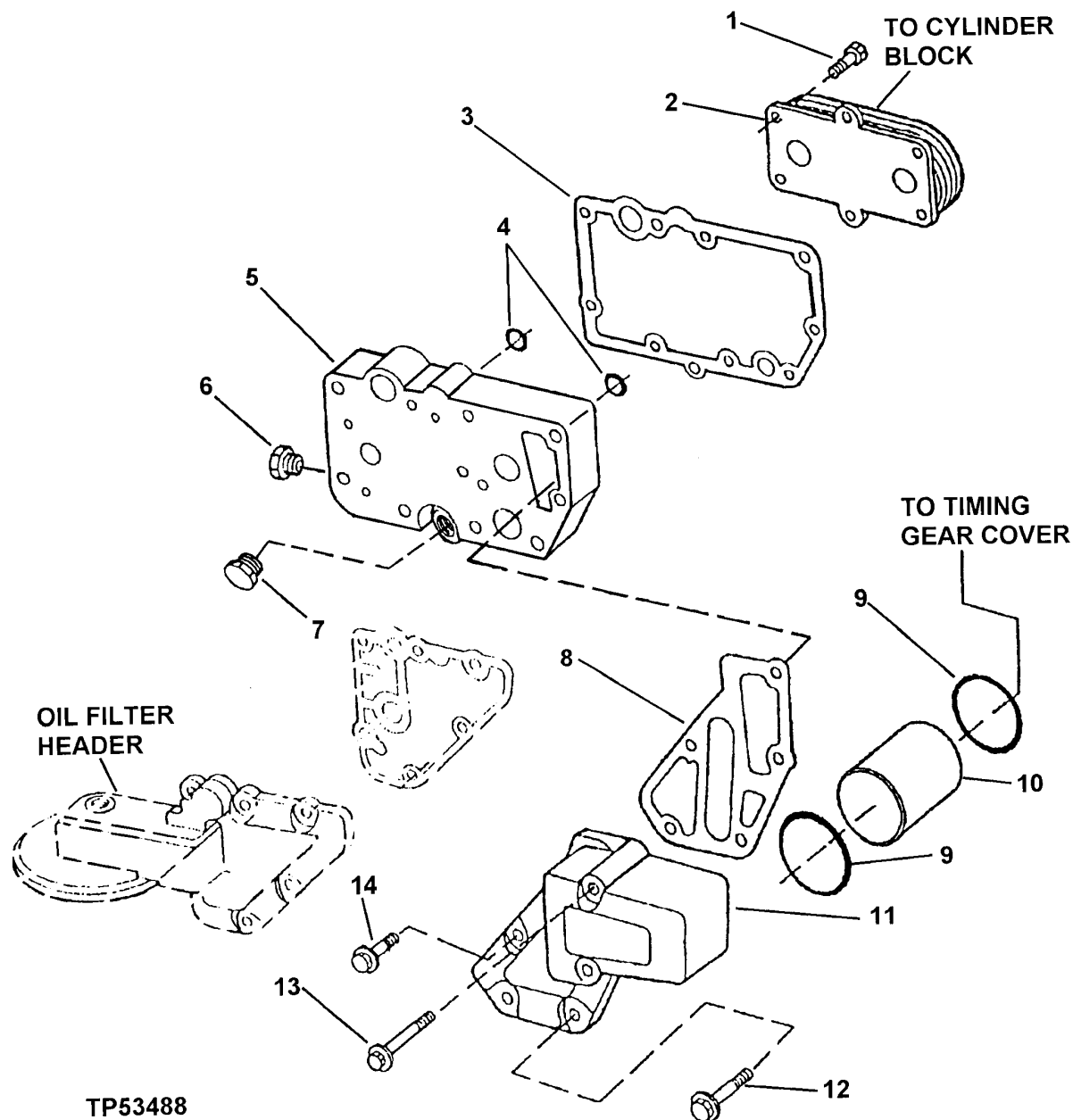
ENGINE

THERMOSTAT HOUSING, THERMOSTAT AND COVER

KEY	PART NO.	PART NAME	QTY	ENGINE SERIAL NO.	REMARKS
1	R123345	GASKET	1		
2	R123344	HOUSING	1		
3	19M7786	SCREW	2	M10 X 30	
4	RE46686	PLUG	1		
5	51M7041	O-RING	3	11.300 X 2.200 MM	
6	R501373	GASKET	1	(SUB FOR R54638)	
7	R131530	COVER	1		
8	19M7785	SCREW	3	M10 X 25	
9	RE33705	THERMOSTAT	1	(180°) (NON BLOCKING, BOTTOM)	
10	RE46684	PLUG	3		
11	R123226	GASKET	2		
12	R123589	TUBE	1		
13	R123324	CLAMP	1		
14	AR48675	THERMOSTAT	1	(180 DEG) (BLOCKING, TOP)	

TP53488 -UN-30MAY97

ENGINE OIL COOLER



ENGINE

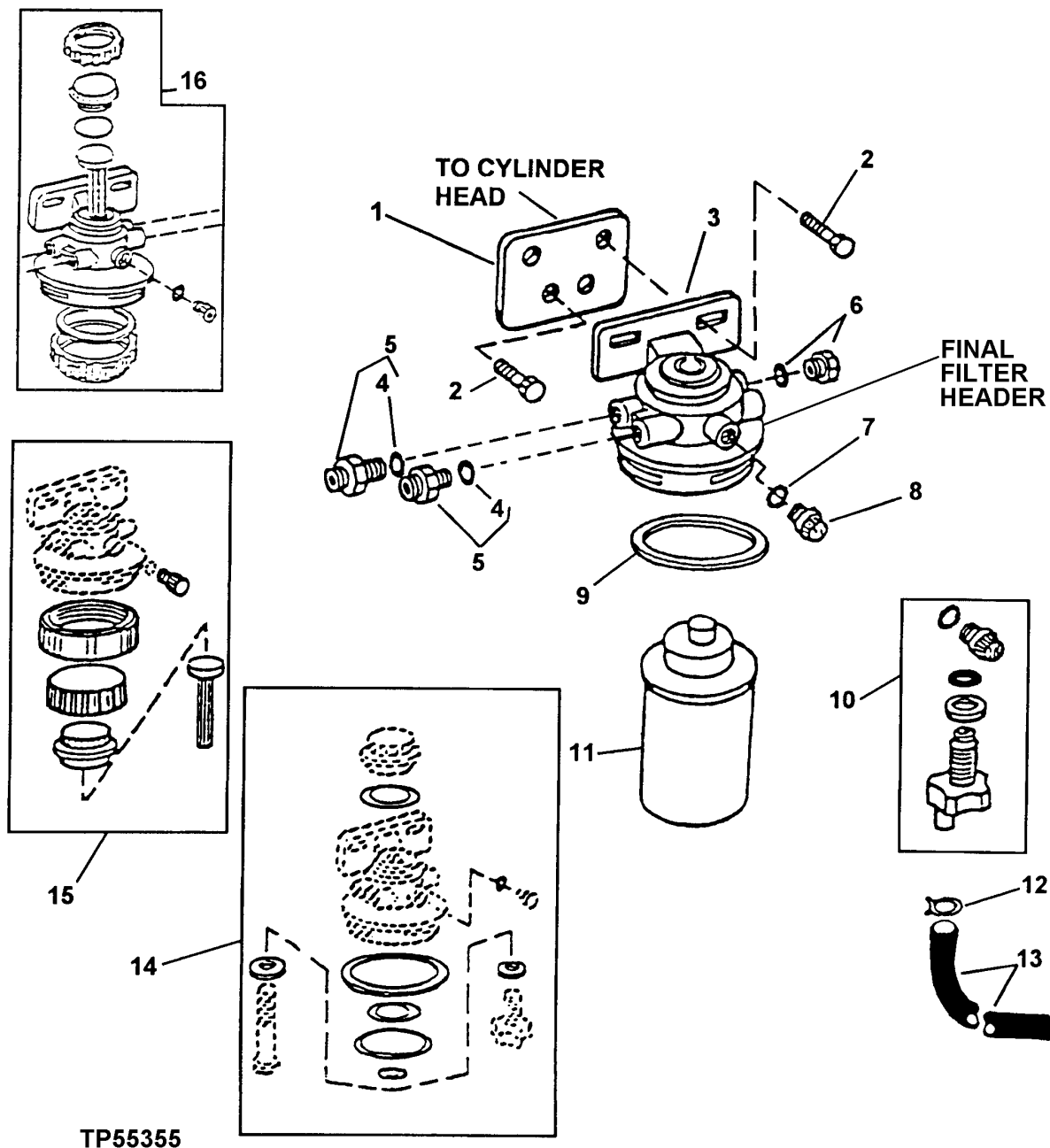
ENGINE OIL COOLER

KEY	PART NO.	PART NAME	QTY	ENGINE SERIAL NO.	REMARKS
1	RE67231	SCREW	6		M6 X 16 (WITH PRE-APPLIED SEALANT)
2	RE59298	OIL COOLER	1		
3	R123501	GASKET	1		
4	T122075	O-RING	2		
5	R123471	HOUSING	1		
6	RE46686	PLUG	1		
7	RE46685	PLUG	1		
8	R501428	GASKET	1		(SUB FOR R123502)
9	R61105	O-RING	2		
10	R115252	TUBE	1		
11	R135177	ADAPTER	1		
12	19M7802	SCREW	2		M8 X 65
13	19M7970	SCREW	2		M8 X 100
14	RE67238	SCREW	1		M8 X 20 (WITH PRE-APPLIED SEALANT)

TP55355

-UN-28APR98

FUEL FILTER AND MOUNTING BRACKET



TP55355

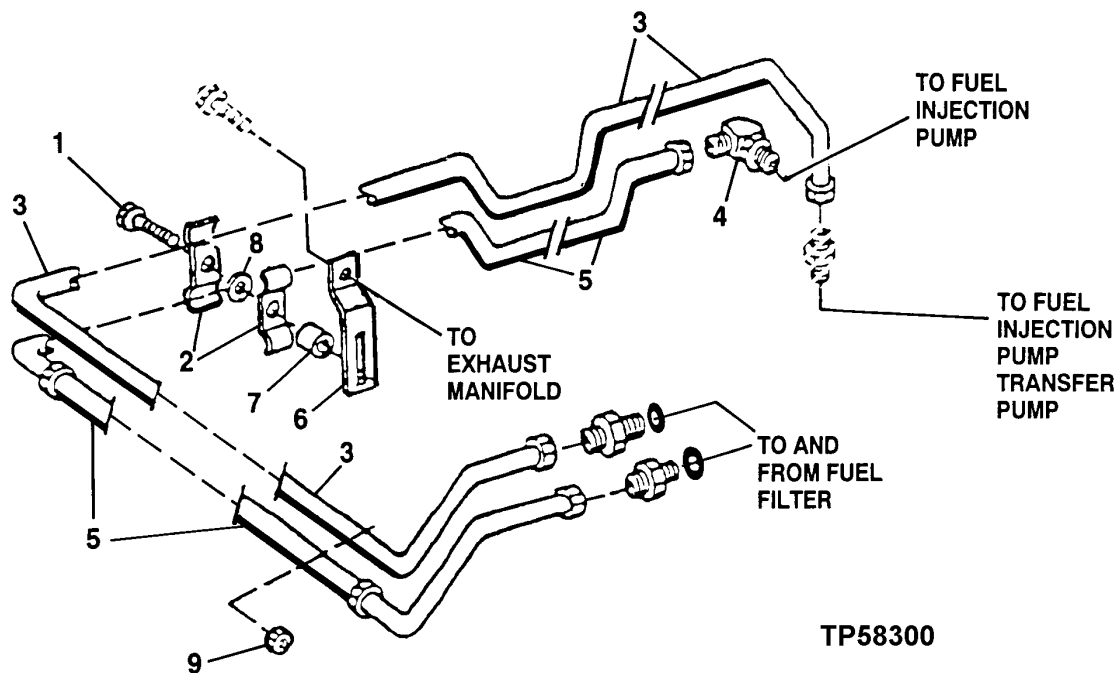
ENGINE

FUEL FILTER AND MOUNTING BRACKET

KEY	PART NO.	PART NAME	QTY	ENGINE SERIAL NO.	REMARKS
1	R123566	BRACKET	1		
2	19M7784	SCREW	4	M10 X 20	
3	RE60022	FILTER HEAD	1		NO LONGER AVAILABLE, (SUB RE500160)
4	51M7040	O-RING	2		9.300 X 2.200 MM
5	RE60030	FITTING	2		
6	RE46686	PLUG	2		
7	R113562	O-RING	1		
8	R113563	DRAIN PLUG	1		(ALSO ORDER R113562)
9	R113565	PACKING	1		
10	RE60854	DRAIN VALVE	1		KIT-VENT PLUG
11	RE62419	FUEL FILTER	1		(INCLUDES DRAIN VALVE)
12	T13254	CLAMP	1		
13	R126086	HOSE	1		
14	RE50752	SEAL KIT	1		
15	RE51649	KIT	1		MECHANICAL
16	RE500160	KIT	1		FINAL FILTER

TP58300 -UN-23APR98

FUEL FILTER LINES



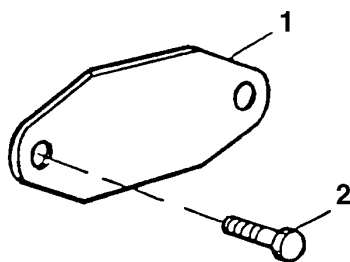
TP58300

KEY	PART NO.	PART NAME	QTY	ENGINE SERIAL NO.	REMARKS
1	19M7868	SCREW	1	M8 X 30	
2	R81004	CLAMP	2		
3	RE60192	FUEL LINE	1		
4	RE502174	ELBOW FITTING	1	90°, (SUB FOR RE60187)	
5	RE60193	FUEL LINE	1		
6	R131881	BRACKET	1		
7	28H1517	WASHER	1	0.493" X 0.675" X 1/4"	
8	24M7096	WASHER	1	10.500 X 18 X 1.600 MM	
9	14M7298	FLANGE NUT	1	M8	

MEMORANDA

FUEL TRANSFER PUMP COVER

TP53340 -UN-12SEP96



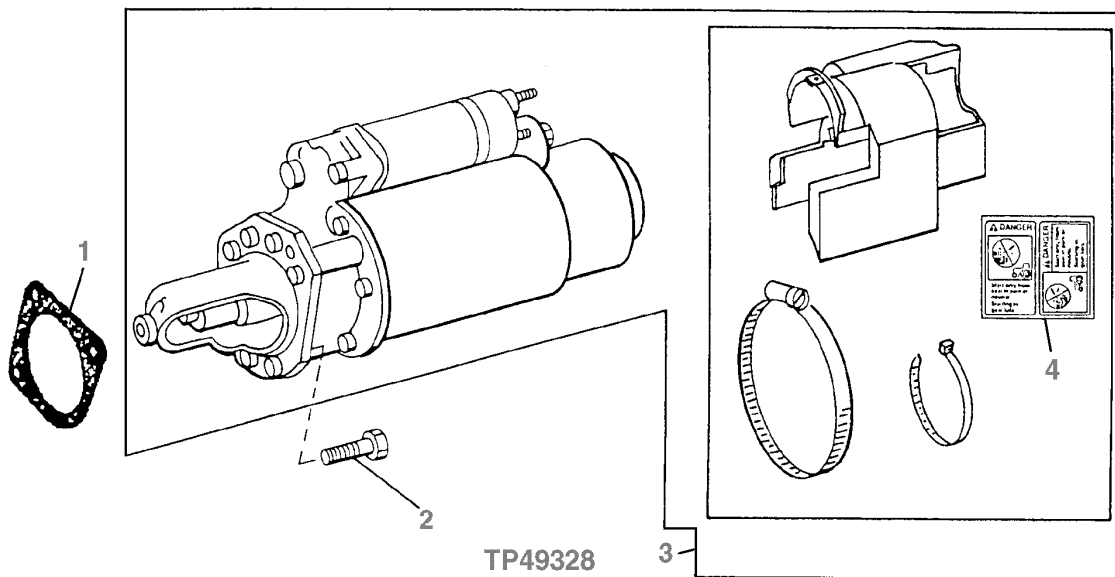
TP53340

KEY	PART NO.	PART NAME	QTY	ENGINE SERIAL NO.	REMARKS
1	R123396	COVER	1		
2	RE66334	CAP SCREW	2		

TP49328

-UN-07NOV95

STARTING MOTOR AND ATTACHING PARTS

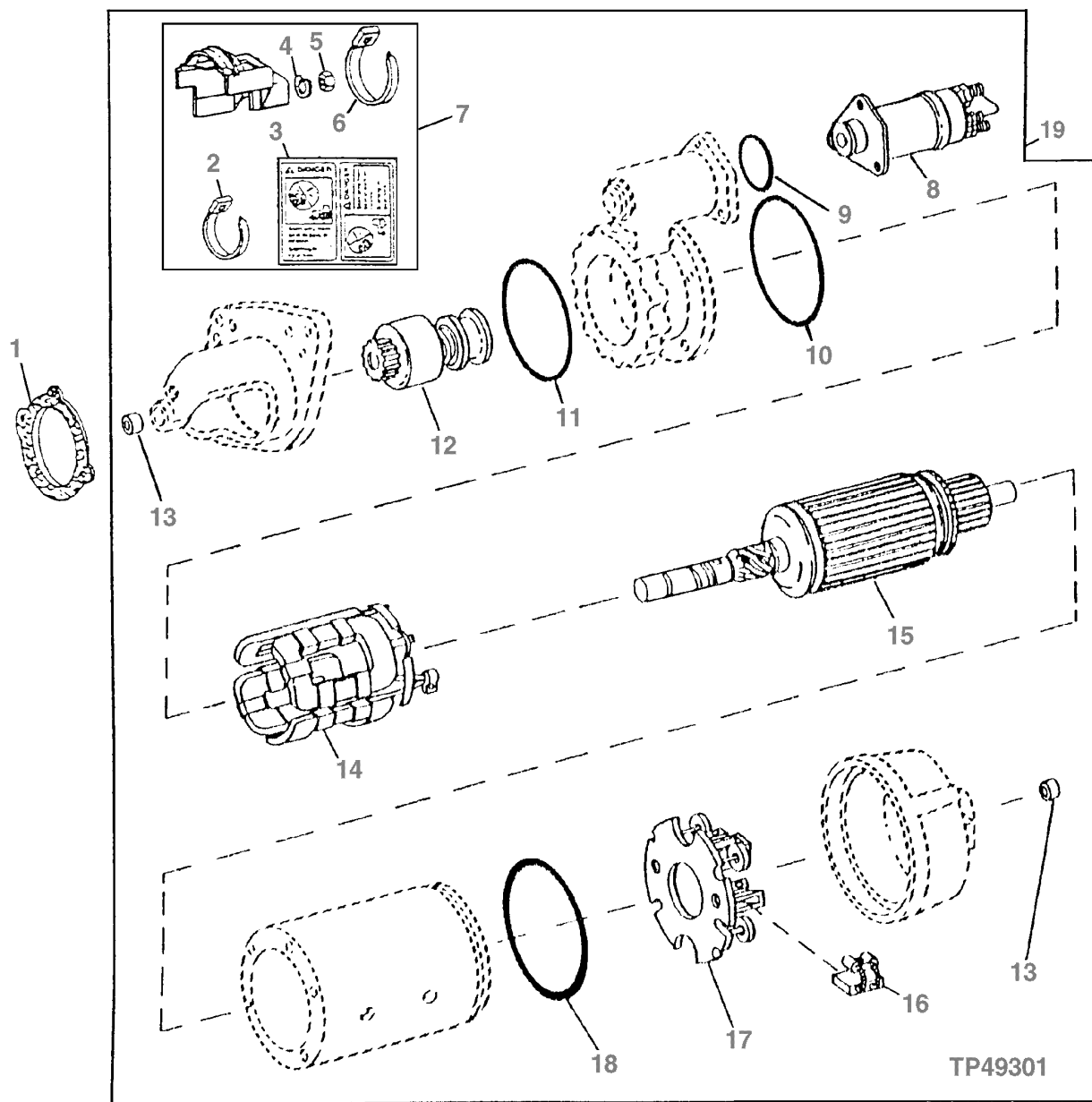


KEY	PART NO.	PART NAME	QTY	ENGINE SERIAL NO.	REMARKS
1	R53108	GASKET	AR		
2	19M7786	SCREW	3	M10 X 30	
3	RE65175	STARTER MOTOR KIT	1	24 VOLT DELCO-REMY	
4	T146102	LABEL	1	(BYPASS STARTING)	

TP49301

-UN-04OCT95

STARTER, MOTOR, ARMATURE, COIL, BRUSHES AND SHIELD



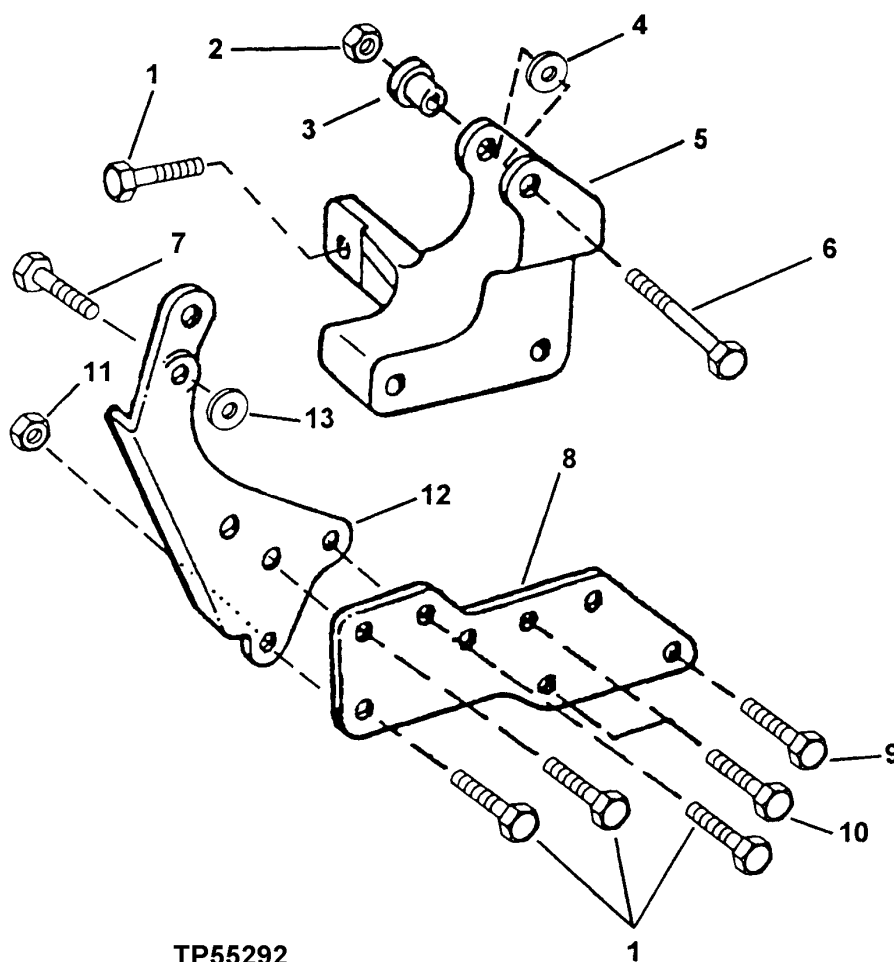
ENGINE

STARTER, MOTOR, ARMATURE, COIL, BRUSHES AND SHIELD

KEY	PART NO.	PART NAME	QTY	SERIAL NO.	REMARKS
1	R53108	GASKET	1		
2	R44302	TIE BAND	1		
3	T146102	LABEL	1		BYPASS START
4	12H295	LOCK WASHER	1	0.190"	
5	14H631	NUT	1	0.190"	
6	R105388	TIE BAND	1		
7	RE41759	SHIELD	1		
8	RE500715	SOLENOID	1		(SUB FOR RE38616)
9	R99693	O-RING	1		
10	R11120	O-RING	1		
11	R62673	O-RING	1		
12	RE38619	DRIVE	1		
13	R99695	BUSHING	2		
14	RE38626	ELECTRICAL COIL	1		
15	RE38622	ARMATURE	1		
16	R99698	BRUSH	1		
17	RE38704	BRUSH	1		
18	R99702	O-RING	1		
19	RE65175	STARTER MOTOR KIT	1		24 VOLT DELCO REMY

ALTERNATOR MOUNTING BRACKETS

TP55292 -UN-24APR98



TP55292

1

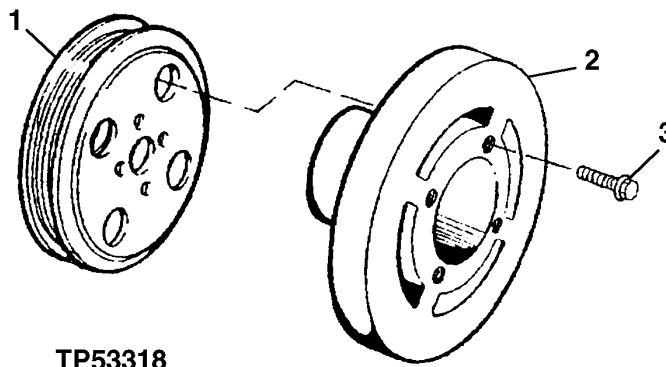
ENGINE

ALTERNATOR MOUNTING BRACKETS

KEY	PART NO.	PART NAME	QTY	ENGINE SERIAL NO.	REMARKS
1	19M7786	SCREW	5	M10 X 30	
2	14M7296	FLANGE NUT	1	M10	
3	R100377	BUSHING	1		
4	R64525	WASHER	1		
5	R132166	BRACKET	1		
6	19M7812	SCREW	1	M10 X 100	
7	19M7867	SCREW	1	M8 X 25	
8	R132913	SUPPORT	1		
9	19M7801	SCREW	1	M8 X 60	
10	19M7785	CAP SCREW	2	M10 X 25	
11	14M7296	FLANGE NUT	3	M10	
12	R132167	STRAP	1		
13	R48808	WASHER	1	8.128 X 15.748 X 3.937 MM (0.320" X 0.620" X 0.155")	

CRANKSHAFT PULLEY

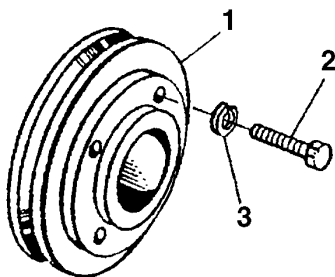
TP53318 -UN-21AUG96



KEY	PART NO.	PART NAME	QTY	ENGINE SERIAL NO.	REMARKS
1	R133295	PULLEY	1		
2	RE59355	TORSIONAL DAMPENER	1		
3	R121897	BOLT	4		

TP53330 -UN-05SEP96

AUXILIARY FRONT PULLEY



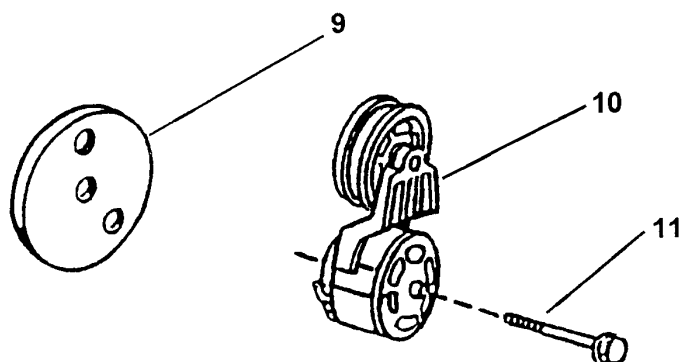
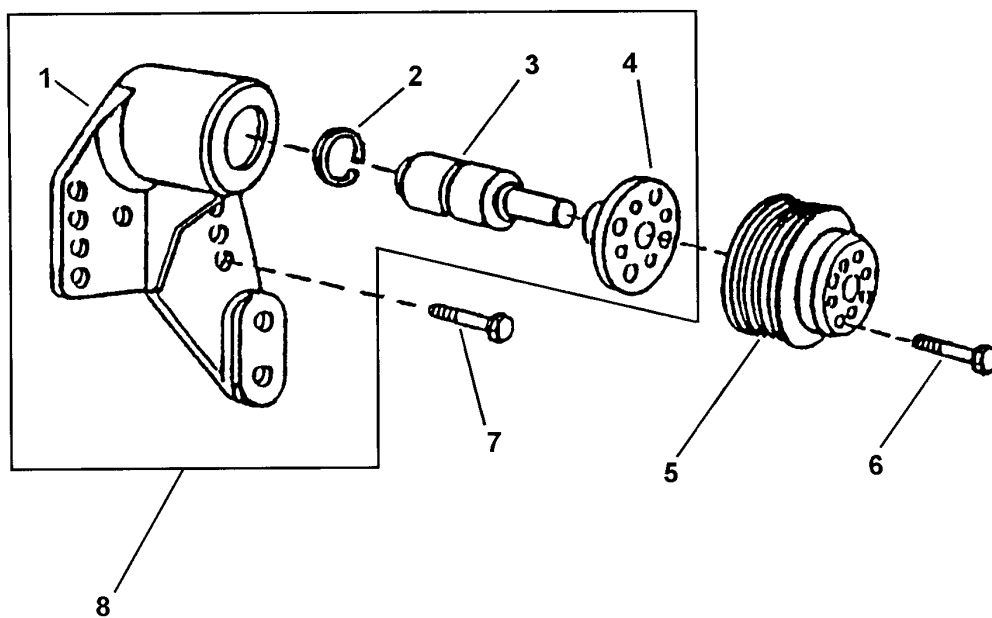
TP53330

KEY	PART NO.	PART NAME	QTY	ENGINE SERIAL NO.	REMARKS
1	R123413	SHEAVE	1		
2	19H2633	CAP SCREW	2	3/8" X 1-1/2"	
3	12H304	LOCK WASHER	2	3/8"	

TP53486

-UN-30MAY97

FAN DRIVE SUPPORT, PULLEYS AND BELT TENSIONERS



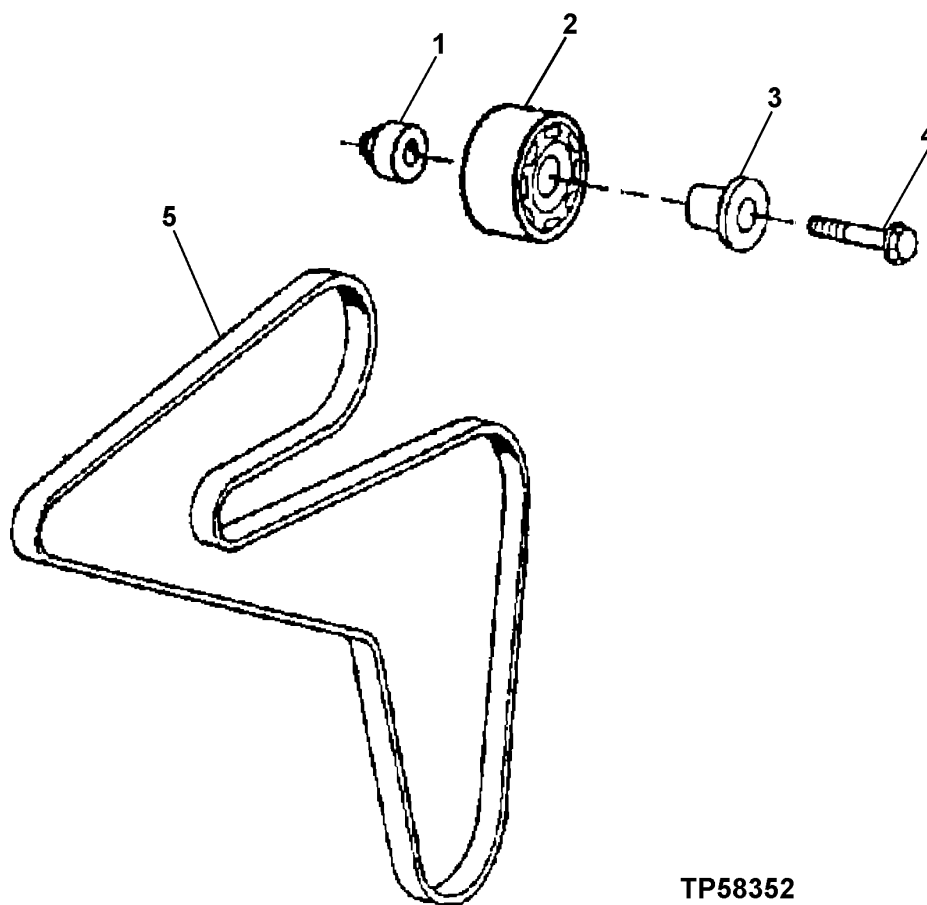
TP53486

FAN DRIVE SUPPORT, PULLEYS AND BELT TENSIONERS

KEY	PART NO.	PART NAME	QTY	ENGINE SERIAL NO.	REMARKS
1	BEARING HOUSING W/ BEARING	1		(MARKED R134775)
2	E1343FN	SNAP RING	1		
3	SHAFT	1		(RE69292 NO LONGER AVAILABLE)
4	HUB	1		(MARKED R123284)
5	R128662	SHEAVE	1		
6	19M7784	SCREW	4		M10 X 20
7	19M7835	SCREW	4		M10 X 35
8	RE70177	SUPPORT	1		(MARKED R134775)
9	R500321	SPACER	1		
10	RE70536	SHEAVE	1		
11	19M8131	SCREW	1		M10 X 70, (SUB FOR 19M7809 AND 19M8340)

TP58352 -UN-28OCT98

FAN BELT AND PULLEYS



TP58352

ENGINE

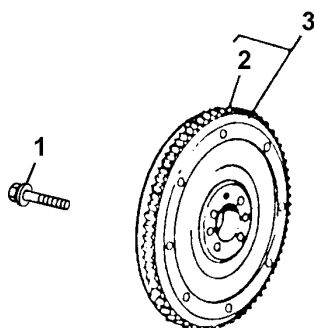
FAN BELT AND PULLEY

KEY	PART NO.	PART NAME	QTY	ENGINE SERIAL NO.	REMARKS
1	R500320	SPACER	1		(SUB FOR R107654)
2	RE68722	PULLEY	1		(SUB FOR RE51281)
3	R107749	SLEEVE	1		(SUB FOR R500352, THIS APPLICATION)
4	19M7808	SCREW	1		M10 X 65
5	R123432	BELT	1		

MEMORANDA

ENGINE FLYWHEEL

TP53380 -UN-25FEB97

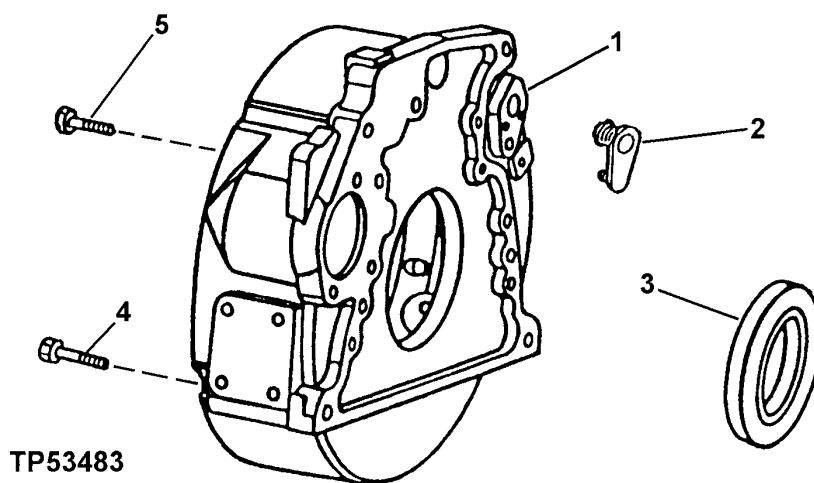


TP53380

KEY	PART NO.	PART NAME	QTY	ENGINE SERIAL NO.	REMARKS
1	R135918	BOLT	6		
2	R28811	RING GEAR	1	(129 TEETH)	
3	RE500511	FLYWHEEL	1	(MARKED R122406) (SUB FOR RE58571) (MARKED R122406)	

TP53483 -UN-30MAY97

ENGINE FLYWHEEL HOUSING

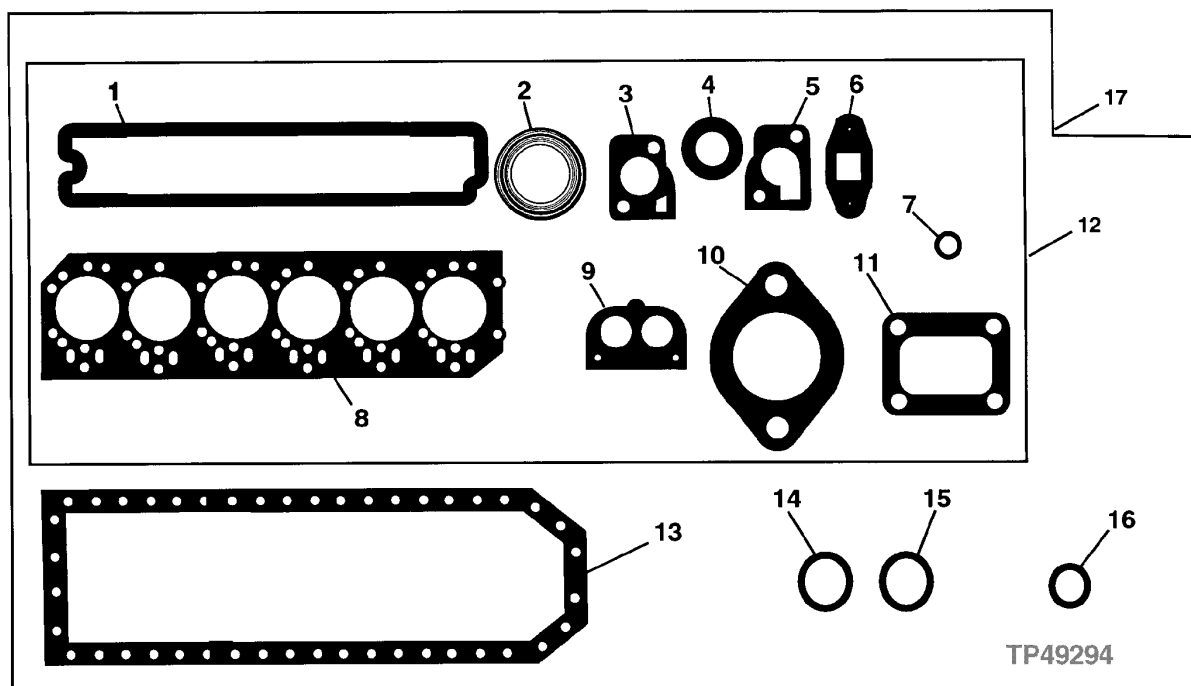


KEY	PART NO.	PART NAME	QTY	ENGINE SERIAL NO.	REMARKS
1	R123234	HOUSING	1		
2	R131769	PLUG	1		
3	RE44574	SEAL	1		
4	19M8306	SCREW	4	M12 X 50	
5	R135918	BOLT	8		

TP49294

-UN-28SEP95

CYLINDER HEAD REMOVAL AND IN VEHICLE OVERHAUL GASKET SETS




TP49294

KEY	PART NO.	PART NAME	QTY	ENGINE SERIAL NO.	REMARKS
1	R123543	GASKET	1		ROCKER ARM COVER
2	R90658	GASKET	6		EXHAUST MANIFOLD
3	R135896	GASKET	1		THERMOSTAT COVER
4	R123226	GASKET	2		WATER BY-PASS TUBE
5	R123345	GASKET	1		THERMOSTAT HOUSING
6	R123570	GASKET	1		TURBOCHARGER OIL OUTLET LINE
7	R123575	O-RING	6		ROCKER ARM COVER HOLD DOWN STUD
8	R116516	ENGINE CYLINDER HEAD GASKET	1		CYLINDER HEAD
9	R501373	GASKET	1		THERMOSTAT COVER, (SUB FOR R54638)
10	R81275	GASKET	1		AIR INLET
11	R123572	GASKET	1		TURBOCHARGER TO EXHAUST MANIFOLD
12	RE66083	GASKET KIT	1		CYLINDER HEAD REMOVAL
13	R123354	GASKET	1		ENGINE OIL PAN
14	R75892	GASKET	1		OIL PUMP TUBE CONNECTOR
15	R97185	O-RING	1		OIL PUMP OUTLET TUBE TO COVER
16	R61871	O-RING	1		OIL PUMP INTAKE TUBE TO COVER
17	RE66085	GASKET KIT	1		IN CHASSIS OVERHAUL

TP58369

-UN-08FEB99

ENGINE MAJOR OVERHAUL GASKET SET



TP58369

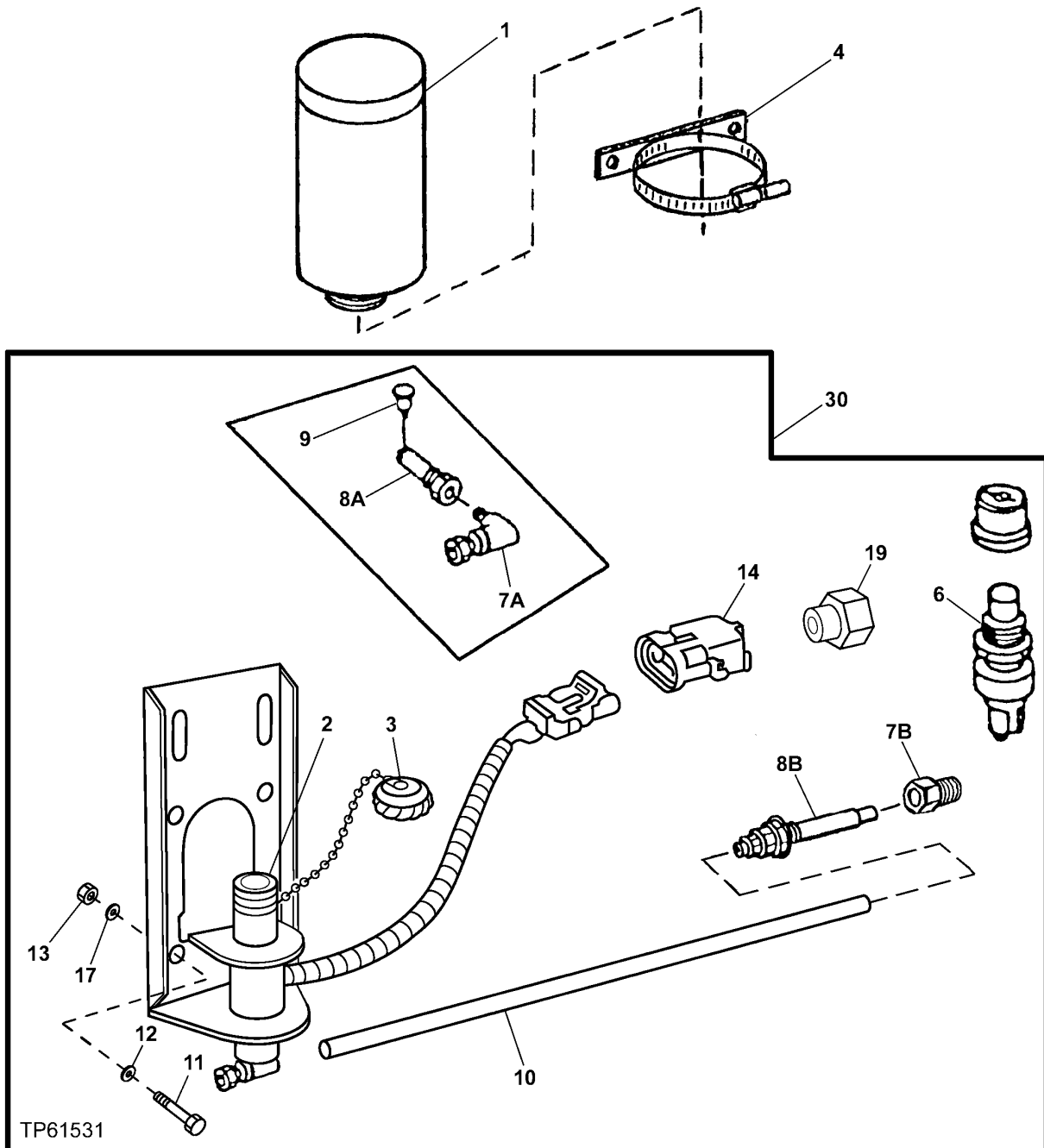
ENGINE MAJOR OVERHAUL GASKET SET

KEY	PART NO.	PART NAME	QTY	ENGINE SERIAL NO.	REMARKS
1	R123543	GASKET	1		ROCKER ARM COVER
2	R90658	GASKET	6		EXHAUST MANIFOLD
3	R135896	GASKET	1		THERMOSTAT COVER
4	R123226	GASKET	2		WATER BY-PASS TUBE
5	R123345	GASKET	1		THERMOSTAT HOUSING
6	R123570	GASKET	1		TURBOCHARGER OIL OUTLET TUBE
7	R123575	GASKET	4		ROCKER ARM COVER HOLD DOWN STUD
8	R116516	GASKET	1		CYLINDER HEAD
9	R501373	GASKET	1		(SUB FOR R54638) THERMOSTAT COVER
10	R81275	GASKET	1		AIR INLET
11	R123572	GASKET	1		TURBOCHARGER TO EXHAUST MANIFOLD
12	R123354	GASKET	1		ENGINE OIL PAN
13	R501428	GASKET	1		COOLANT PASSAGE ADAPTER, (SUB FOR R123502)
14	R75892	O-RING	1		OIL PUMP TUBE CONNECTOR
15	R97185	O-RING	2		OIL PUMP OUTLET TUBE TO COVER
16	R61871	O-RING	1		OIL PUMP INTAKE TUBE
17	A4827R	WASHER	1		OIL PRESSURE REGULATOR PLUG
18	RE44574	SEAL	1		REAR OIL SEAL
19	RE59810	SEAL KIT	1		FRONT OIL SEAL
20	R123273	O-RING	1		FUEL TRANSFER PUMP
21	R123417	GASKET	1		WATER PUMP
22	R136516	GASKET	1		TIMING GEAR COVER, (SUB FOR R123421 AND R134534)
	R136515	GASKET	1		(SUB FOR R123425 AND R134533) TIMING GEAR COVER FOR AUXILIARY DRIVE (NOT ILLUSTRATED)
23	R123501	GASKET	1		OIL COOLER HOUSING
24	R123504	GASKET	1		REMOTE OIL FILTER ADAPTER
25	R123525	GASKET	1	-766852	OIL FILTER HEADER
26	R53108	GASKET	1		STARTING MOTOR
27	R72328	O-RING	4		REMOTE OIL FILTER TUBES
28	R89944	O-RING	1		WATER PUMP INLET
29	R61105	O-RING	2		CONNECTOR TUBE TO TIMING GEAR COVER
30	T122075	O-RING	2		OIL COOLER TO HOUSING
31	R136495	GASKET	2		OIL FILL COVER
32	R500374	GASKET	1	766853-	OIL FILTER HEADER
33	RE501456	KIT	1		(SUB FOR RE66087) ENGINE MAJOR OVERHAUL
	RE66097	ENGINE OVERHAUL KIT	1		(NOT ILLUSTRATED) (INCLUDES ENGINE MAJOR OVERHAUL GASKET SET,ENGINE CONNECTING ROD BEARINGS,ENGINE MAIN BEARINGS,AND PISTON AND CYLINDER LINER KITS)(ORDER ONE KIT PER ENGINE)

ORDER REPAIR AND REPLACEMENT PARTS FROM SECTION 0505-0560 USING JOHN DEERE CAGE CODE 1J955.

TP61531 -UN-15APR99

COLD WEATHER STARTING AID



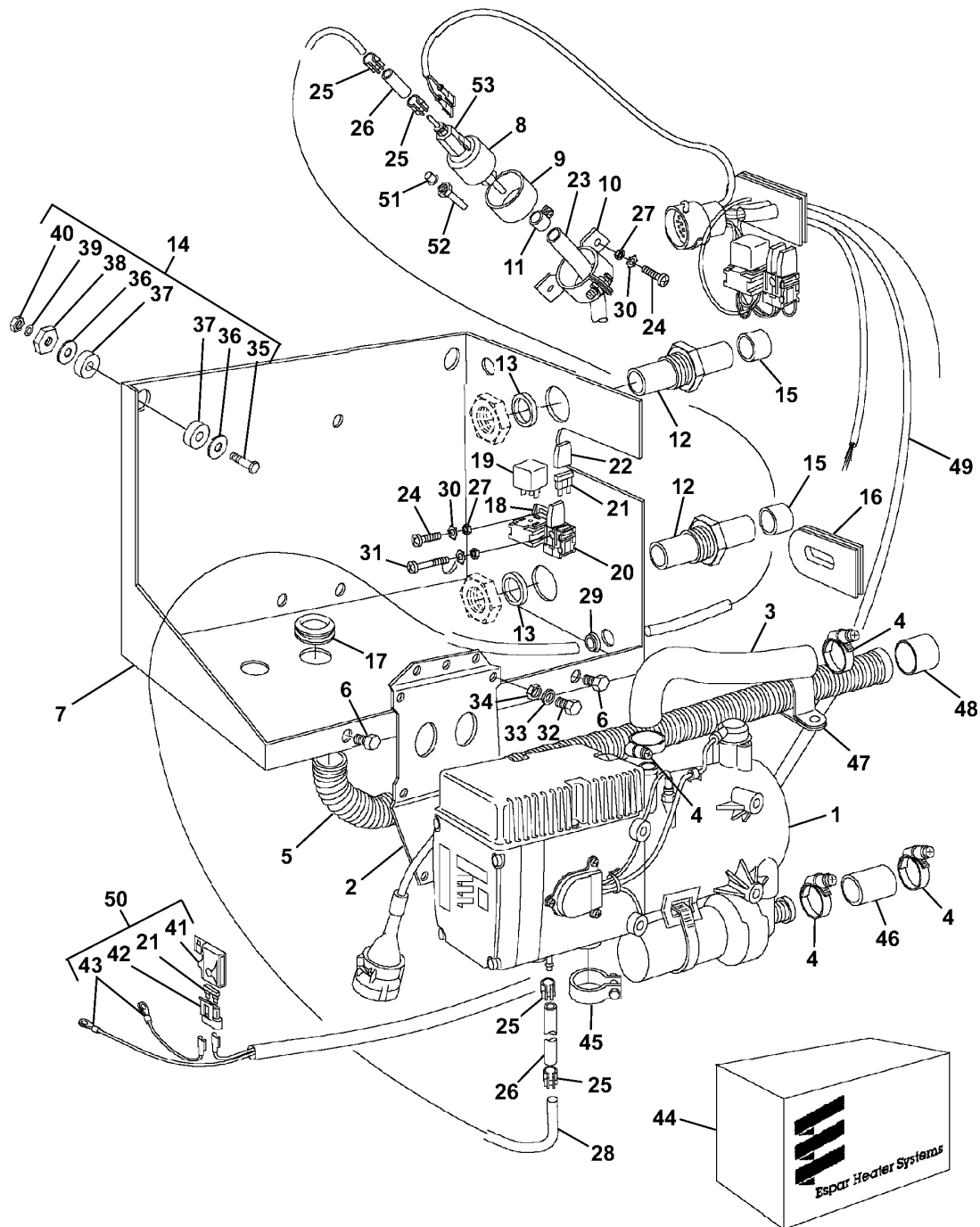
ENGINE AUXILIARY SYSTEM

COLD WEATHER STARTING AID

KEY	PART NO.	PART NAME	QTY	SERIAL NO.	REMARKS
1	AT42005	STARTING FLUID	1		
2	AT170759	SOLENOID	1		
3	AT171539	CAP	1		
4	AT42003	CLAMP	1		
6	AT178893	SWITCH	1		
7A	RE21790	ELBOW FITTING	1		(SUB FOR AT183222 AND T164133, THIS APPLICATION)
7B	T164133	ADAPTER	1		
8A	R47160	NOZZLE HOLDER	1		(SUB FOR AT183222 AND T164133, THIS APPLICATION)
8B	AT183222	NOZZLE	1		
9	T155858	NOZZLE	1		(USE WITH R47160)
10	T78593	TUBE	1		
11	19M7407	CAP SCREW	4	M8 X 25	
12	12M7065	LOCK WASHER	4	8.100 MM (0.319")	
13	14M7273	NUT	4	M8	
14	CONNECTOR	1		(AL2976T NO LONGER REQUIRED)
17	24M7055	WASHER	4		8.400 X 16 X 1.600 MM (0.331" X 0.630" X 0.063")
18	R44302	TIE BAND	AR		(NOT ILLUSTRATED)
19	T175293	ADAPTER	1		
30	AT178845	STARTING AID	1		(ETHER)

TP61550 -UN-25MAY99

D10W HEATER KIT



TP61550

ENGINE AUXILIARY SYSTEM

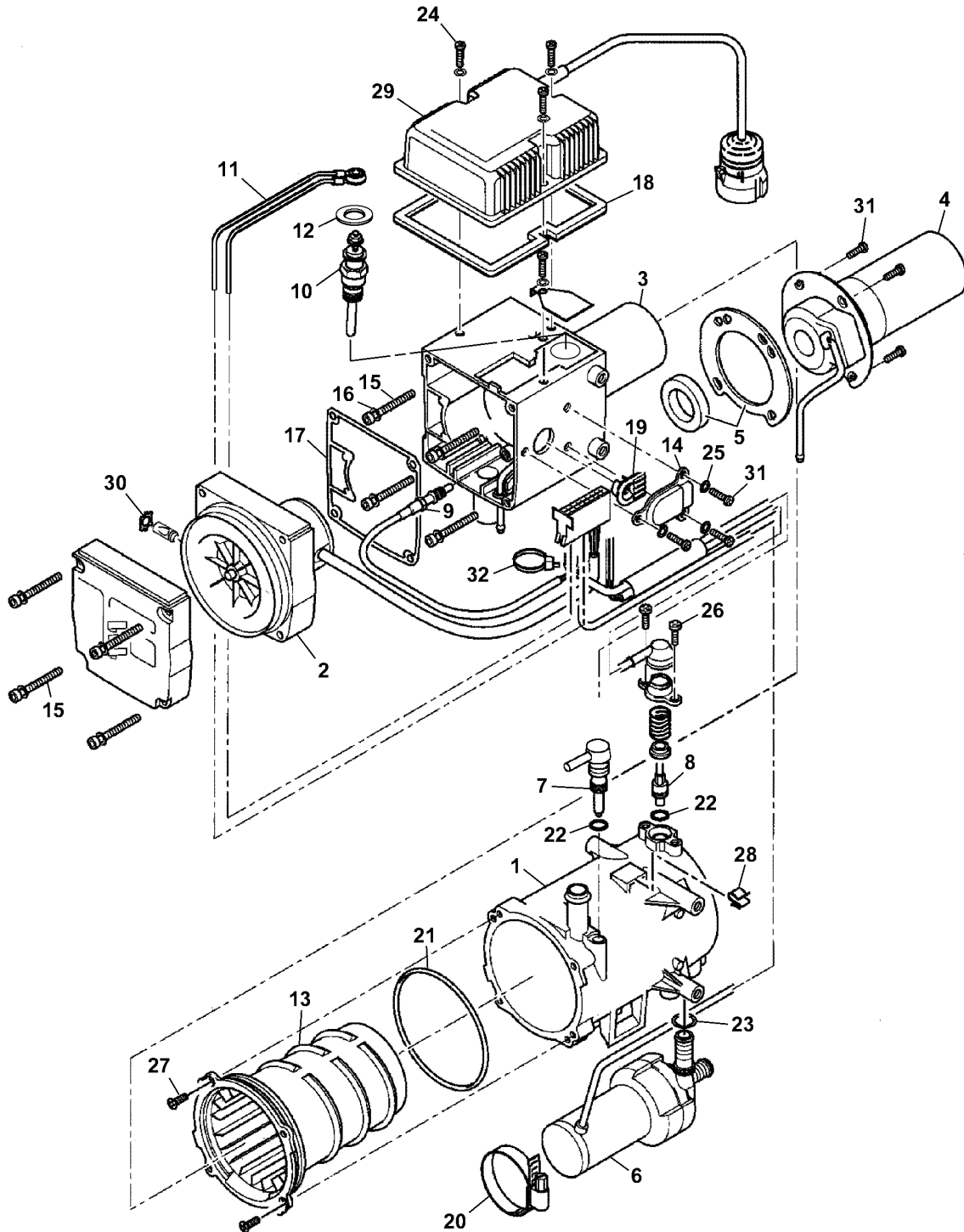
D10W HEATER KIT

KEY	PART NO.	PART NAME	QTY	SERIAL NO.	REMARKS
1	AT186577	KIT	1		ACTIVE GEAR PART NUMBER CA204456
2	25181680001	BRACKET	1		
3	CA01123	HOSE	1		
4	CA110046	CLAMP	4		17-32MM, SPRING LOADED
5	251816800800	EXHAUST PIPE	1		
6	CA300102-001	BOLT	2		5/16 X 1/2, STAINLESS
7	CA010069	BOX	1		
8	251963460000	FUEL PUMP	1		
9	201449001001	RING	1		
10	251156200011	HOLDER	1		
11	102063011098	CLAMP	1	11M	
12	CA011011	CONNECTOR	2	3/4"	
13	CA300311	WASHER	2		
14	CA000061	MOUNTING PARTS	4		
15	CA011016	CAP	2		
16	CA011061	GROMMET	1		
17	251216880301	SEAL	1		
18	20300085	BLOWER	1		
19	2030066	RELAY	1		
20	20431005	FUSE HOLDER	1		
21	CA107002	FUSE	2	15 AMP	
	20400079	FUSE	1	5 AMP	
22	20431005	COVER	1	FUSE HOLDER	
23	36075350	FUEL LINE	1		
24	CA300103	BOLT	3	M6 X 12	
25	102063009098	CLAMP	4	9MM	
26	36075300	FUEL LINE	2	3.5MM	
27	CA300208	HOSE	3		
28	09031117	FUEL LINE	1	2MM	
29	201280090103	GROMMET	1		
30	CA300308	WASHER	3	6MM	
31	CA300115-001	SCREW	1	M3 X 30	
32	CA300137	BOLT	4	M8 X 16	
33	CA300309	WASHER	4	8MM	
34	CA300029	NUT	4	8MM	
35	CA300128	BOLT	4	M8 X 50	
36	CA300305	WASHER	8	5/16" X 1.25"	
37	CA300128	RUBBER MOUNT	8	8MM	
38	CA300333	WASHER	4	THREADED	
39	CA300302	SPRING WASHER	4	8MM	
40	CA300209	NUT	4	8MM	
41	CA107009	COVER	1	FUSE HOLDER	
42	CA107005	BASE	1	FUSE HOLDER	
43	CA190014	TERMINAL	1	RING, 3/8", AWG 10-12	
44	CA010070	COVER	1		
45	15210061	CLAMP	1	EXHAUST 30-33MM	
46	CA011023	HOSE	1	COOLANT	
47	15210043	CLAMP	1	34MM	
48	251785800200	SLEEVE	1		
49	CA160905	WIRING HARNESS	1	24V	
50	CA160901-001	WIRING HARNESS	1	POWER PIG TAIL 24V	
51	201312000006	WIRING HARNESS	1		
52	201621450002	FILTER	1		
53	32031120	BOOT	1		

NOTE: PART NUMBERS ARE ACTIVE GEAR NUMBERS. DEERE DEALER ORDER DIRECT FROM ACTIVE GEAR.

TP61533 -UN-16APR99

HEATER D10W



TP61533

ENGINE AUXILIARY SYSTEM

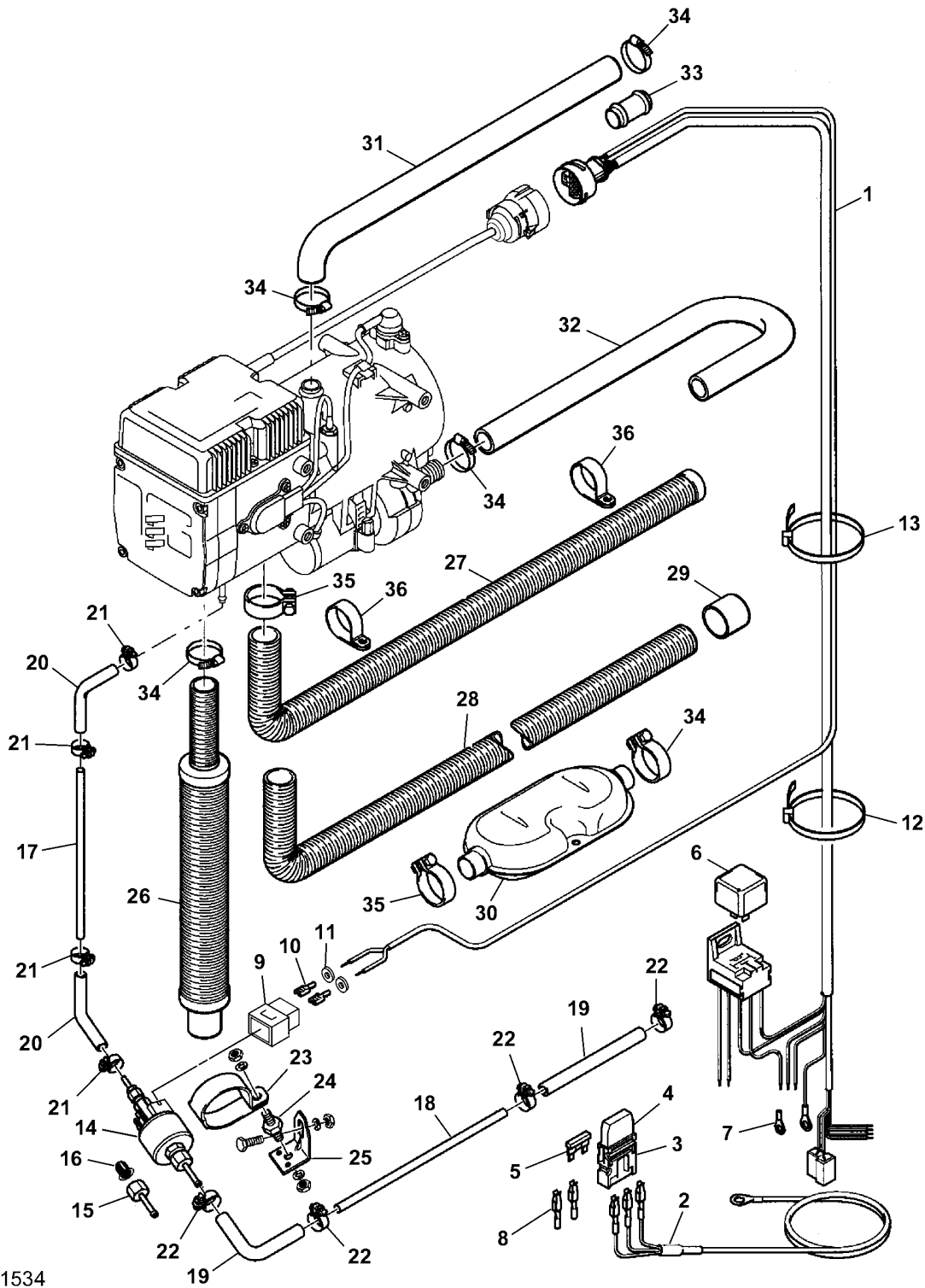
HEATER D10W

KEY	PART NO.	PART NAME	QTY	SERIAL NO.	REMARKS
1	251997010002	CASE	1		
2	251816991500	BLOWER	1		
3	252044110000	BURNER	1		
4	252044110100	BURNER	1		
5	251816991107	SEAL	1		
6	251816250100	WATER PUMP	1		
7	251816990111	SENSOR	1		TEMPERATURE
8	251997994100	SENSOR	1		SAFETY THERMAL CUTOUT
9	251816010300	SENSOR	1		FLAME
10	251997990101	GLOW PLUG	1		
11	252044010400	CABLE	1		
12	252044010012	SLEEVE	1		
13	251816060001	HEAT EXCHANGER	1		
14	252044010011	COVER	1		
15	10061317	SCREW	8		
16	17122118	WASHER	8		
17	251816010004	SEAL	1		
18	251816011300	SEAL	1		
19	251816010012	SLEEVE	1		
20	102085050070	CLIP	1		
21	32075109	O-RING	1		107.54 X 3.53 MM
22	32075111	O-RING	2		7 X 2 MM
23	32075110	O-RING	1		19.8 X 2.3 MM
24	10361115	BOLT	3		M4 X 12 MM
25	17122101	SPRING WASHER	3		M4
26	10900042	SCREW	2		M5 X 12 MM
27	10910023	SCREW	2		M5 X 12 MM
28	15622021	CLIP	1		
29	252044995007	CONTROL	1		
30	17119254	RING	1		
31	10910020	SCREW	7		M4 X 12 MM
32	20931080	TIE BAND	1		

PART NUMBERS ARE ACTIVE GEAR NUMBERS. JOHN DEERE DEALER ORDER DIRECT FROM ACTIVE GEAR.

TP61534 -UN-21MAY99

HEATER CABLE



TP61534

ENGINE AUXILIARY SYSTEM

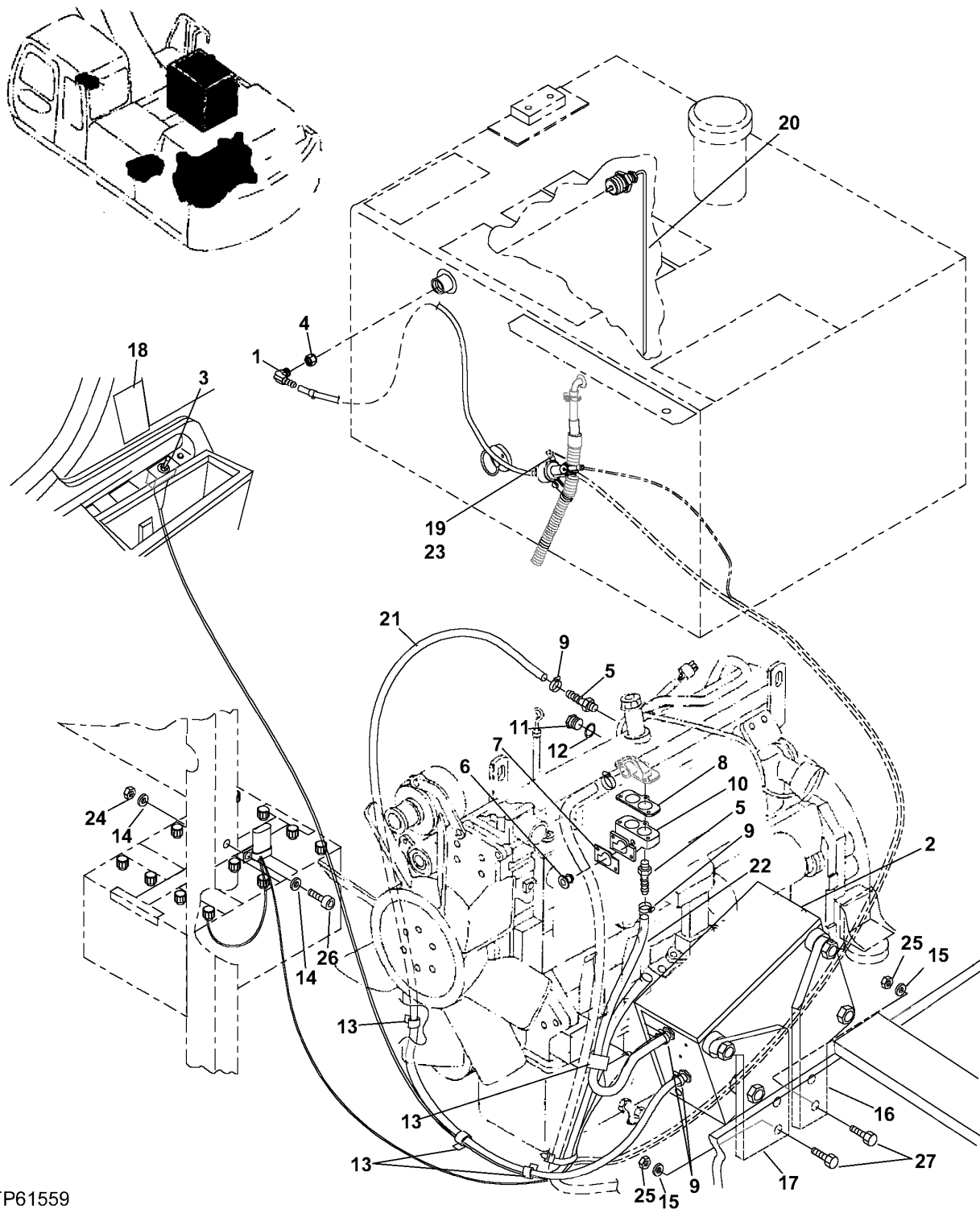
HEATER CABLE

KEY	PART NO.	PART NAME	QTY	SERIAL NO.	REMARKS
1	251816800600	WIRING HARNESS	1		
2	201668800500	CABLE	1		
3	20431004	SECTION	3		BOTTOM
4	20431005	COVER	3		
5	20400081	FUSE	1		15A
6	20300066	RELAY	1		
7	20636033	EYELET	1		
8	20673059	CONTACT	2		TWIN LEAF-SPRING
9	20631290	HOUSING	1		SOCKET
10	20600182	CONTACT	2		TWIN LEAF-SPRING
11	20675022	SEAL	2		
12	251801800200	TIE BAND	1		
13	251801800400	TIE BAND	1		
14	251963460000	FUEL PUMP	1		
15	201621450002	HOSE	1		
16	201312000006	FILTER	1		
17	09031117	PIPE	6		M4 X 1 MM
18	09031101	PIPE	1		M6 X 1 MM
19	36075350	HOSE	1		M5 X 3 MM
20	36075300	HOSE	1		M3.5 X 3 MM
21	102063009098	CLIP	4		
22	102063011098	CLIP	4		
23	15210040	CLIP	1		
24	201185000001	RUBBER MOUNT	1		
25	201348030004	ANGLE	1		
26	251786800200	INTAKE MANIFOLD	1		
27	251816800800	HOSE	1		
28	6061580	TUBE	1		
29	251785800200	SLEEVE	1		
30	251808800100	EXHAUST CAP	1		
31	201673800001	HOSE	1		
32	201673800003	HOSE	1		
33	201534880001	HOSE	3		
34	102065020032	CLIP	12		
35	15210061	CLIP	3		
36	15210049	CLIP	2		

PART NUMBERS ARE ACTIVE GEAR NUMBERS. JOHN DEERE DEALER ORDER DIRECT FROM ACTIVE GEAR.

TP61559 -UN-22JUN99

ARCTIC START KIT (TYPE I)



TP61559

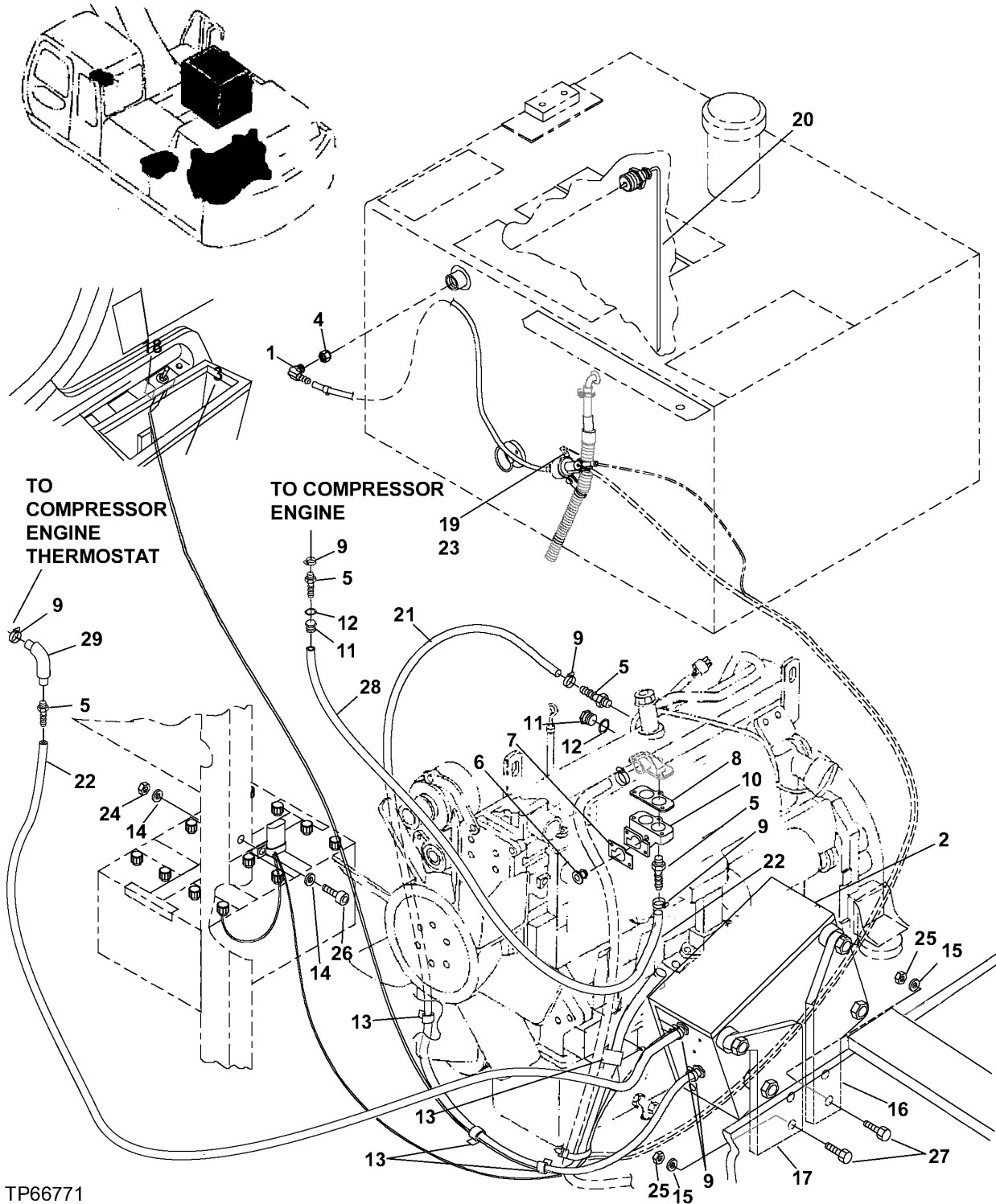
ENGINE AUXILIARY SYSTEM

ARCTIC START KIT (TYPE I)

KEY	PART NO.	PART NAME	QTY	SERIAL NO.	REMARKS
1	AR85517	ELBOW FITTING	1		
2	AT186577	KIT	1		D10W HEATER
3	AT186578	KIT	1		SWITCH AND LED
4	AT186671	FITTING	1		
5	H33801	HOSE FITTING	2		
6	R123226	SEAL	1		
7	R123345	GASKET	1		
8	R54638	GASKET	1		
9	TY22466	CLAMP	4		
10	T166547	HOUSING	1		THERMOSTAT
11	T166548	PLUG	1		
12	U13639	O-RING	2		
13	R46667	CLAMP	2		
14	24M7027	WASHER	2		5.300 X 10 X 1 MM (0.209" X 0.394" X 0.039")
15	24M7239	WASHER	4		10.700 X 21 X 2.500 MM (0.421" X 0.827" X 0.098")
16	T166544	BRACKET	1		HEATER MOUNTING, RH
17	T166545	BRACKET	1		HEATER MOUNTING, LH
18	T166602	LABEL	1		(ARCTIC START)
19	T166628	BRACKET	1		
20	T166629	PIPE	1		
21	T166636	HOSE	1		OUTLET, 0.75 IN ID X 1.06 IN OD X 86.0 IN LG, MAKE FROM T78497 BULK ROLL, CUT TO SIZE
22	T166637	HOSE	1		INLET, 0.75 IN ID X 1.06 IN OD X 46 IN LG, MAKE FROM T78497 BULK ROLL, CUT TO SIZE
23	12M7033	LOCK WASHER	1		10.500 MM (0.413")
24	14M7297	NUT	1		M5
25	14M7400	LOCK NUT	4		M10
26	19M7372	CAP SCREW	1		M5 X 16
27	19M7572	CAP SCREW	4		M10 X 45

TP66771 -UN-25OCT99

ARCTIC START KIT (TYPE II)



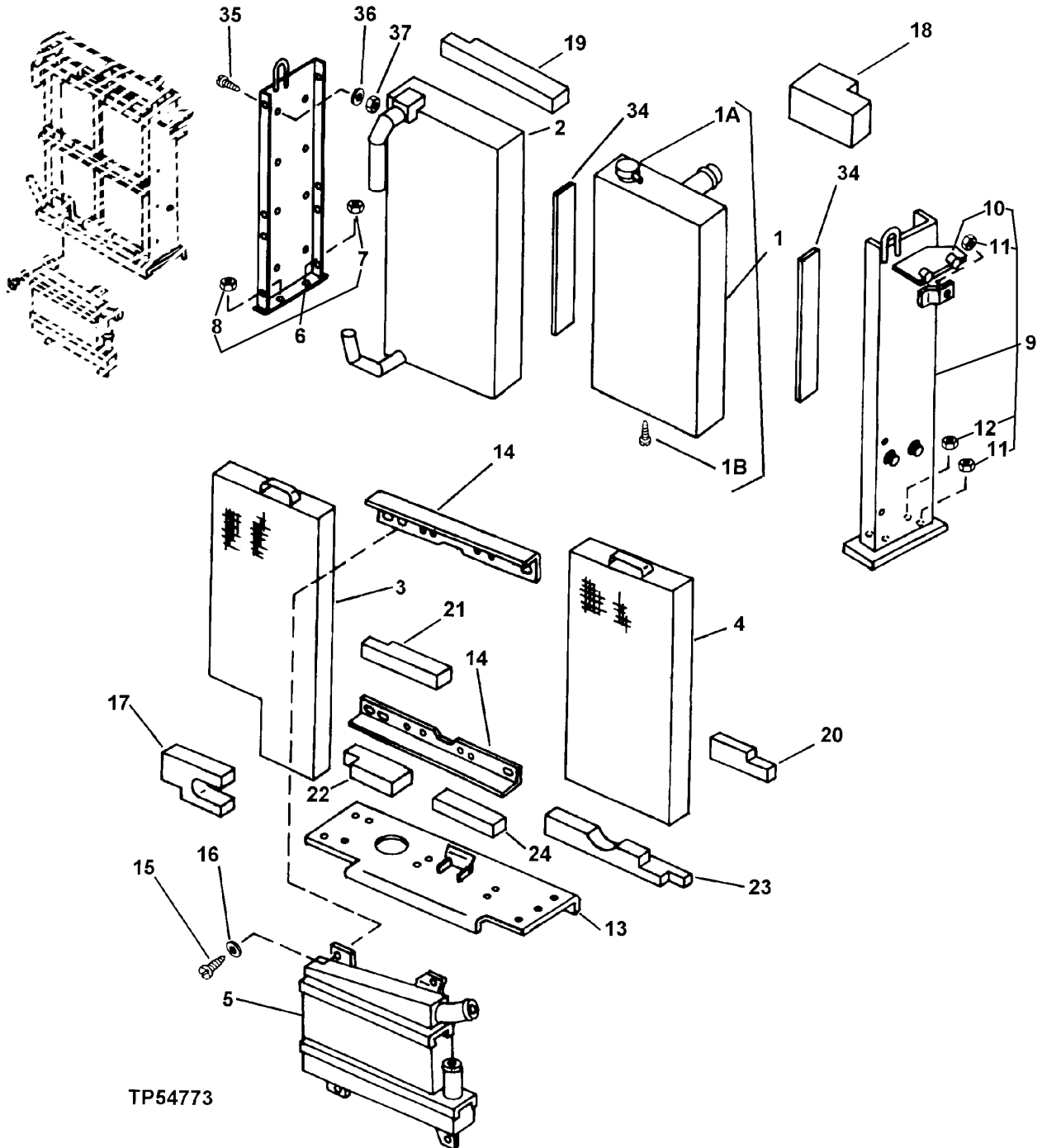
ENGINE AUXILIARY SYSTEM

ARCTIC START KIT (TYPE II)

KEY	PART NO.	PART NAME	QTY	SERIAL NO.	REMARKS
1	AR85517	ELBOW FITTING	1		
2	AT186577	KIT	1		D10W HEATER
3	AT186578	KIT	1		SWITCH AND LED
4	AT186671	FITTING	1		
5	H33801	HOSE FITTING	4		
6	R123226	SEAL	2		
7	R123345	GASKET	1		
8	R54638	GASKET	1		
9	TY22466	CLAMP	6		
10	T166547	HOUSING	1		THERMOSTAT
11	T166548	PLUG	2		
12	U13639	O-RING	3		
13	R46667	CLAMP	2		
14	24M7027	WASHER	2		5.300 X 10 X 1 MM (0.209" X 0.394" X 0.039")
15	24M7239	WASHER	4		10.700 X 21 X 2.500 MM (0.421" X 0.827" X 0.098")
16	T166544	BRACKET	1		HEATER MOUNTING, RH
17	T166545	BRACKET	1		HEATER MOUNTING, LH
18	T166602	LABEL	1		(ARCTIC START)
19	T166628	BRACKET	1		
20	T166629	PIPE	1		
21	T166636	HOSE	1		OUTLET, 0.75 IN ID X 1.06 IN OD X 86.0 IN LG, MAKE FROM T78497 BULK ROLL, CUT TO SIZE
22	T166744	HOSE	1		INLET, 0.75 IN ID X 1.06 IN OD X 46 IN LG, MAKE FROM T78497 BULK ROLL, CUT TO SIZE
23	12M7033	LOCK WASHER	1		10.500 MM (0.413")
24	14M7297	NUT	1		M5
25	14M7400	LOCK NUT	4		M10
26	19M7372	CAP SCREW	1		M5 X 16
27	19M7572	CAP SCREW	4		M10 X 45
28	T166745	HOSE	1		(MAKE FROM T78497) BULK ROLL
29	15H621	ELBOW FITTING	1		3/4"

TP54773 -UN-02JUN97

RADIATOR



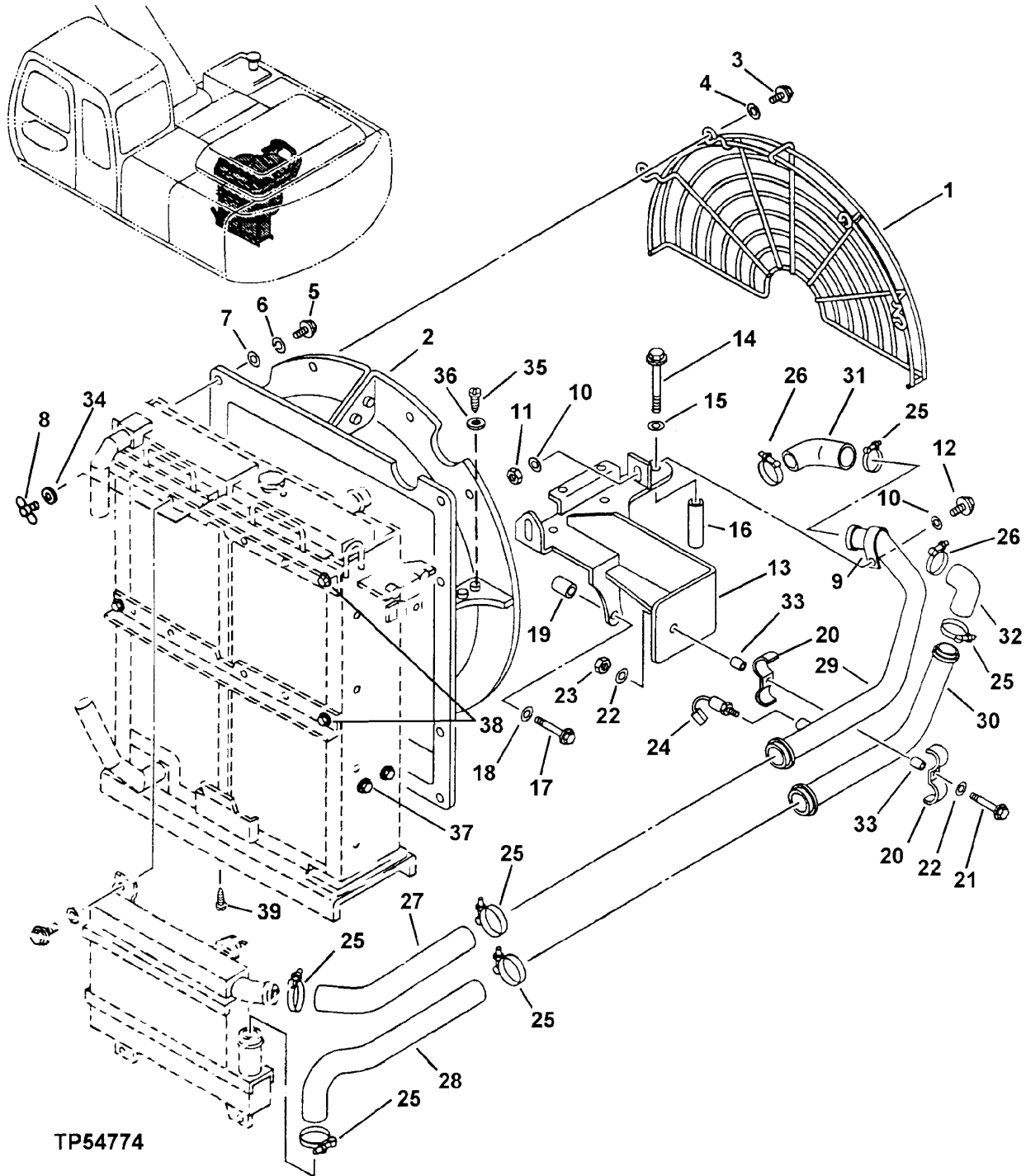
ENGINE AUXILIARY SYSTEM

RADIATOR

KEY	PART NO.	PART NAME	QTY	SERIAL NO.	REMARKS
1	AT176947	RADIATOR	1		
1A	AT173610	FILLER CAP	1		
1B	AT13740	DRAIN VALVE	1		
2	AT176948	OIL COOLER	1		
3	AT177463	SCREEN	1		
4	AT177464	SCREEN	1		
5	AT176949	AIR COOLER	1		
6	AT177467	SUPPORT	1		
7	14M7295	NUT	1	M12	
8	14M7286	NUT	3	M16	
9	AT177468	SUPPORT	1		
10	T72414	BUSHING	2		
11	14M7286	NUT	3	M16	
12	14M7295	NUT	2	M12	
13	AT177486	CHANNEL	1		
14	AT177469	ANGLE	2		
15	19M7784	SCREW	4	M10 X 20	
16	24M7296	WASHER	4	10.500 X 30 X 2.500 MM (0.413" X 1.181" X 0.098")	
17	T160102	ISOLATOR	1		
18	T160103	ISOLATOR	1		
19	T160104	ISOLATOR	1		
20	T160105	ISOLATOR	1		
21	T160106	ISOLATOR	1		
22	T160600	ISOLATOR	1		
23	T160598	ISOLATOR	1		
24	T160599	ISOLATOR	1		
34	UN4781	WEATHERSTRIP	2		(FURNISH AT66778 BULK MATERIAL CUT TO LENGTH)
35	19M7881	SCREW	8	M8 X 20	
36	24M7238	WASHER	8	8.700 X 17 X 2 MM (0.343" X 0.669" X 0.079")	
37	14M7273	NUT	8	M8	

RADIATOR ATTACHMENTS

TP54774 -UN-19MAY97



TP54774

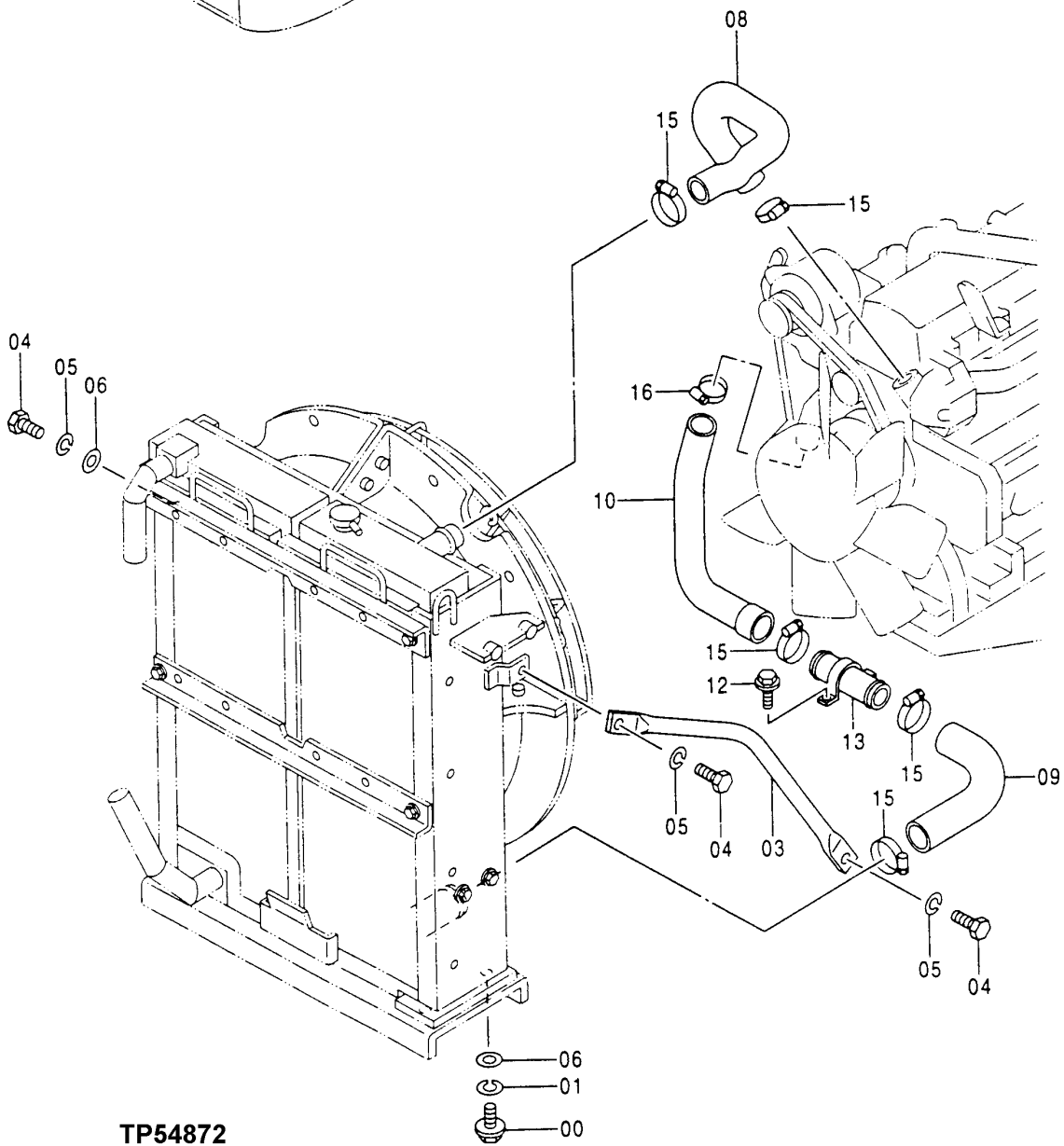
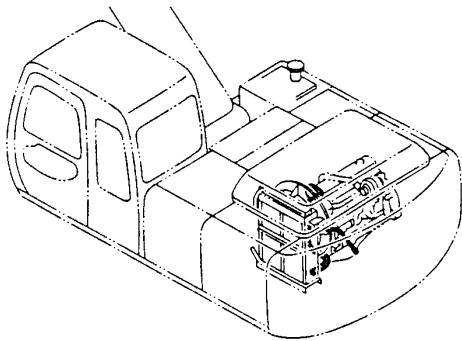
ENGINE AUXILIARY SYSTEM

RADIATOR ATTACHMENTS

KEY	PART NO.	PART NAME	QTY	SERIAL NO.	REMARKS
1	AT177485	GUARD	1		
2	AT177484	SHROUD	1		
3	19M7868	SCREW	4	M8 X 30	
4	24M7298	WASHER	4	8.400 X 25 X 2 MM (0.331" X 0.984" X 0.079")	
5	19M7785	SCREW	8	M10 X 25	
6	24M7296	WASHER	8	10.500 X 30 X 2.500 MM (0.413" X 1.181" X 0.098")	
7	24H1330	WASHER	8	11.913 X 34.925 X 2.769 MM (15/32" X 1-3/8" X 7/64")	
8	T160108	WING SCREW	1		
9	F1451R	CLAMP	1		
10	24M7239	WASHER	2	10.700 X 21 X 2.500 MM (0.421" X 0.827" X 0.098")	
11	14M7400	LOCK NUT	1	M10	
12	19M7786	SCREW	1	M10 X 30	
13	AT177487	BRACKET	1		
14	19M7820	SCREW	3	M12 X 100	
15	24M7240	WASHER	3	13 X 25 X 3 MM (0.512" X 0.984" X 0.118")	
16	T161817	BUSHING	1		
17	19M7812	SCREW	1	M10 X 100	
18	24M7239	WASHER	1	10.700 X 21 X 2.500 MM (0.421" X 0.827" X 0.098")	
19	T161818	BUSHING	1		
20	H133751	CLAMP	2		
21	19M7803	SCREW	1	M8 X 70	
22	24M7238	WASHER	2	8.700 X 17 X 2 MM (0.343" X 0.669" X 0.079")	
23	14M7166	LOCK NUT	1	M8	
24	AH138802	SWITCH	1	(TEMPERATURE)	
25	AT39141	CLAMP	6		
26	AT54837	CLAMP	2		
27	T160124	HOSE	1		
28	T160195	HOSE	1		
29	AT177488	TUBE	1		
30	T160119	TUBE	1		
31	T160123	HOSE	1		
32	T160122	HOSE	1		
33	T161816	SPACER	2	9.246 X 13.716 X 19.050 MM (0.364" X 0.540" X 3/4")	
34	24M7298	WASHER	1	8.400 X 25 X 2 MM (0.331" X 0.984" X 0.079")	
35	19M7407	CAP SCREW	8	M8 X 25	
36	24M7238	WASHER	8	8.700 X 17 X 2 MM (0.343" X 0.669" X 0.079")	
37	19M7784	SCREW	4	M10 X 20	
	24M7296	WASHER	4	10.500 X 30 X 2.500 MM (0.413" X 1.181" X 0.098")	
38	19M7784	SCREW	4	M10 X 20	
	24M7296	WASHER	4	10.500 X 30 X 2.500 MM (0.413" X 1.181" X 0.098")	
39	19M7789	SCREW	7	M12 X 30	
	24M7240	WASHER	7	13 X 25 X 3 MM (0.512" X 0.984" X 0.118")	

TP54872 -UN-10JUN97

RADIATOR SUPPORT



ENGINE AUXILIARY SYSTEM

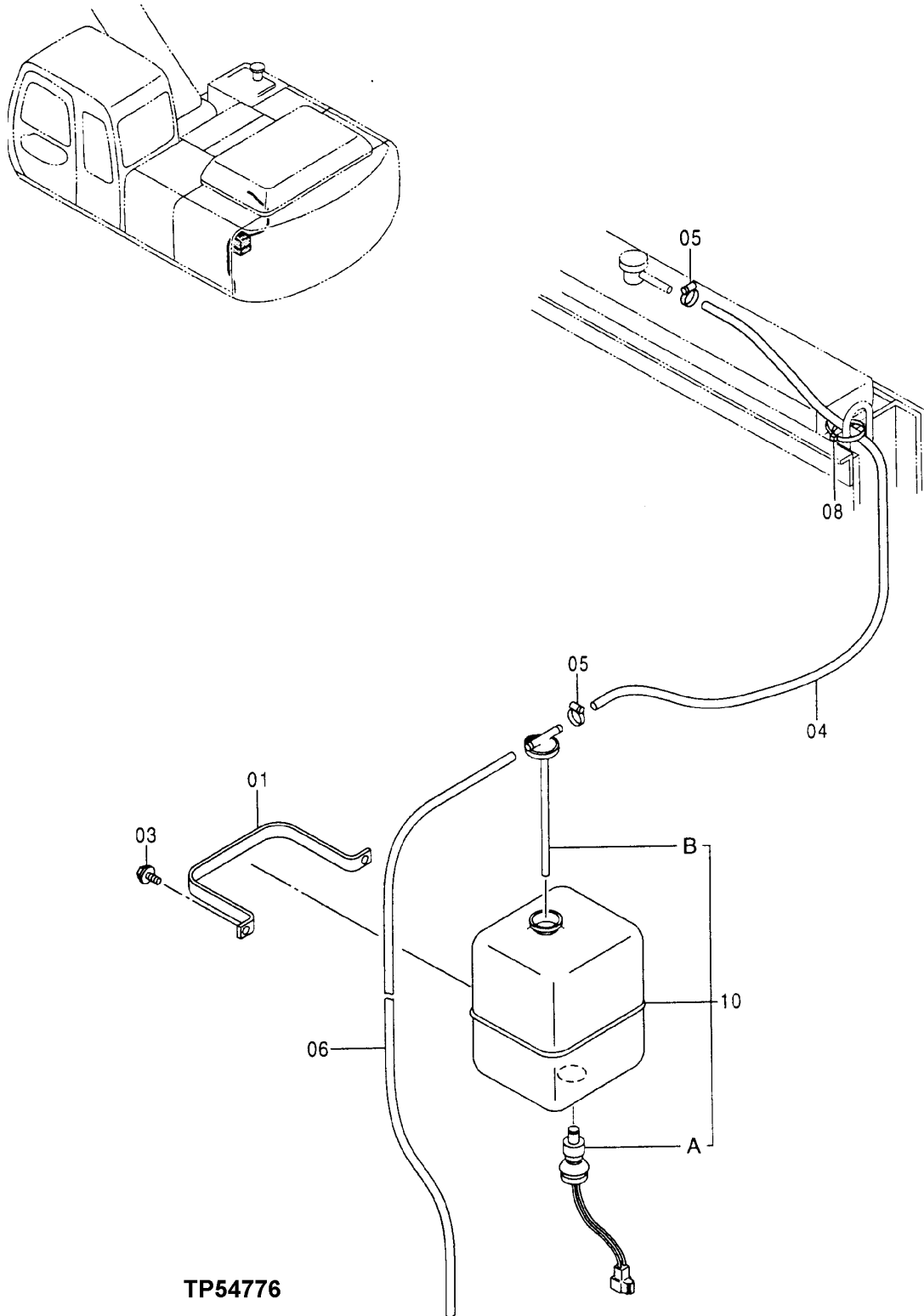
RADIATOR SUPPORT

KEY	PART NO.	PART NAME	QTY	SERIAL NO.	REMARKS
0	19M7489	CAP SCREW	4	M16 X 45	
1	12H294	LOCK WASHER	4	15.875 MM (5/8")	
3	AT218151	BRACKET	1		
4	19M8035	CAP SCREW	3	M16 X 35	
5	12H294	LOCK WASHER	3	15.875 MM (5/8")	
6	24M7053	WASHER	5	17 X 30 X 3 MM (0.669" X 1.181" X 0.118")	
8	AT218152	HOSE	1		
9	AT218153	HOSE	1		
10	AT183401	HOSE	1		
12	19M7662	CAP SCREW	2	M10 X 30	
	12M7066	LOCK WASHER	2	10.200 MM (0.402")	
	24M7028	WASHER	2	10.500 X 20 X 2 MM (0.413" X 0.787" X 0.079")	
13	AT218154	PIPE	1		
15	TY22472	CLAMP	5	(SUB FOR AT145651)	
16	TY22472	CLAMP	1	(SUB FOR AT145651)	

TP54776

-UN-03JUN97

RESERVE WATER TANK



TP54776

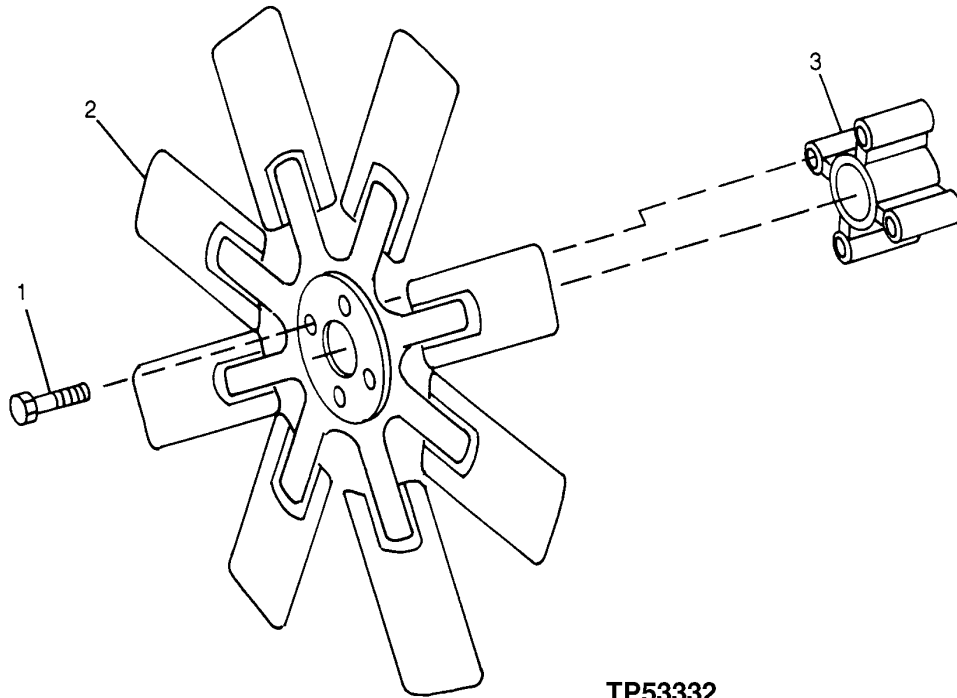
ENGINE AUXILIARY SYSTEM

RESERVE WATER TANK

KEY	PART NO.	PART NAME	QTY	SERIAL NO.	REMARKS
1	AT155337	CLAMP	1		
3	19M7881	SCREW	2	M8 X 20	
4	HOSE	1		(FURNISH T79477 BULK MATERIAL CUT TO LENGTH)
5	AR48236	CLAMP	2		
6	HOSE	1		(FURNISH T79477 BULK MATERIAL CUT TO LENGTH)
8	H77698	TIE BAND	1		
10	AT147301	TANK	1		
10A	TH102932	SENDER	1		
10B	TH102933	CAP	1		

TP53332 -UN-10SEP96

FAN BLADE AND SPACER



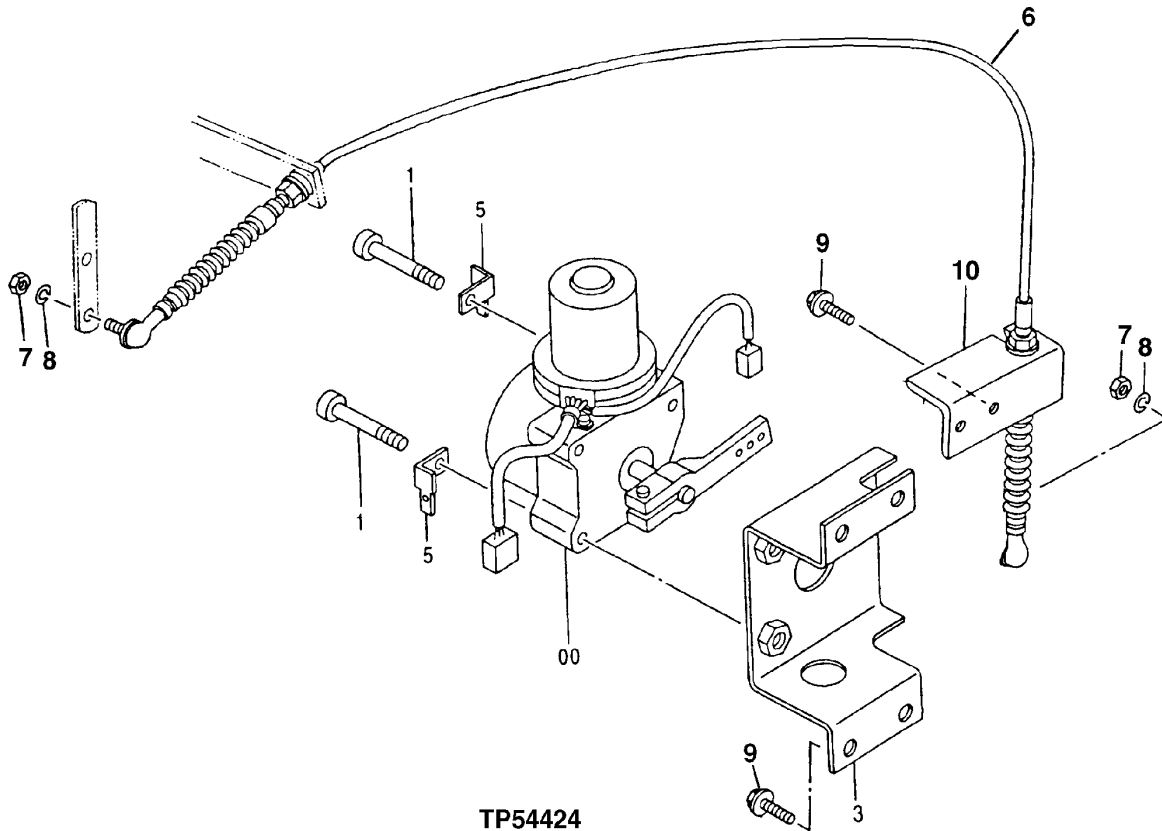
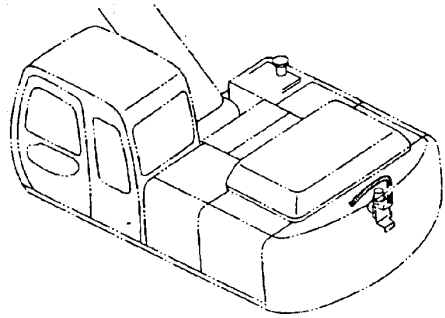
TP53332

KEY	PART NO.	PART NAME	QTY	SERIAL NO.	REMARKS
1	19M7836	SCREW	4		M10 X 110
2	AT176694	FAN	1		
3	R81876	HUB	1		

MEMORANDA

TP54424 -UN-08JAN97

ENGINE CONTROL MOTOR



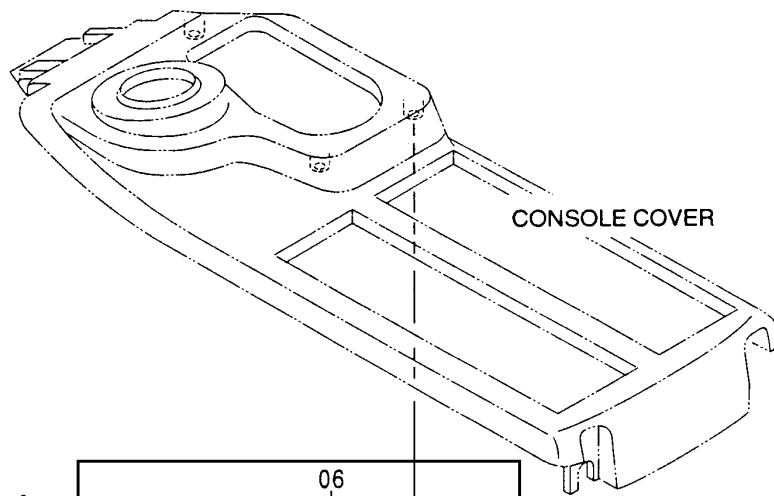
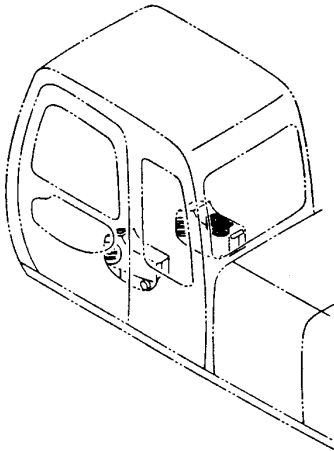
ENGINE AUXILIARY SYSTEM

ENGINE CONTROL MOTOR

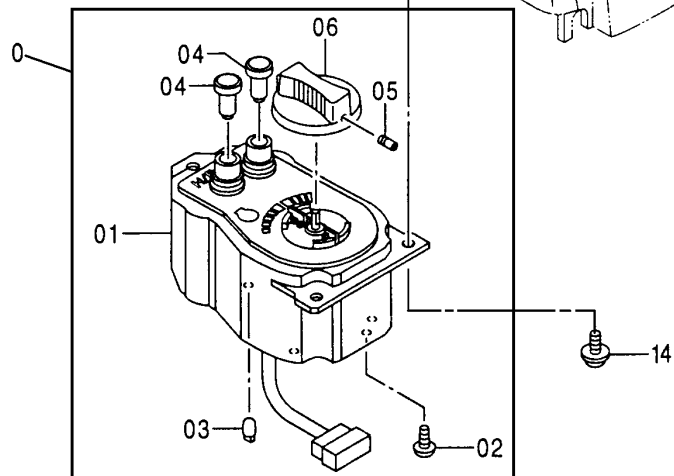
KEY	PART NO.	PART NAME	QTY	SERIAL NO.	REMARKS
0	AP34035	MOTOR	1		
1	19M8954	SCREW	3		M10 X 60
3	AP34245	BRACKET	1		
5	AT154243	BRACKET	2		
6	AT215095	CABLE	1		
7	14M7272	NUT	2		M6
8	12M7006	LOCK WASHER	2		6.100 MM (0.240")
9	19M7402	CAP SCREW	6		M10 X 25
	12M7066	LOCK WASHER	6		10.200 MM (0.402")
10	AT218175	BRACKET	1		

TP54804 -UN-29MAY97

ENGINE CONTROL UNIT



CONSOLE COVER



TP54804

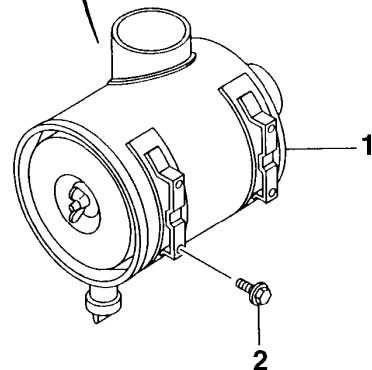
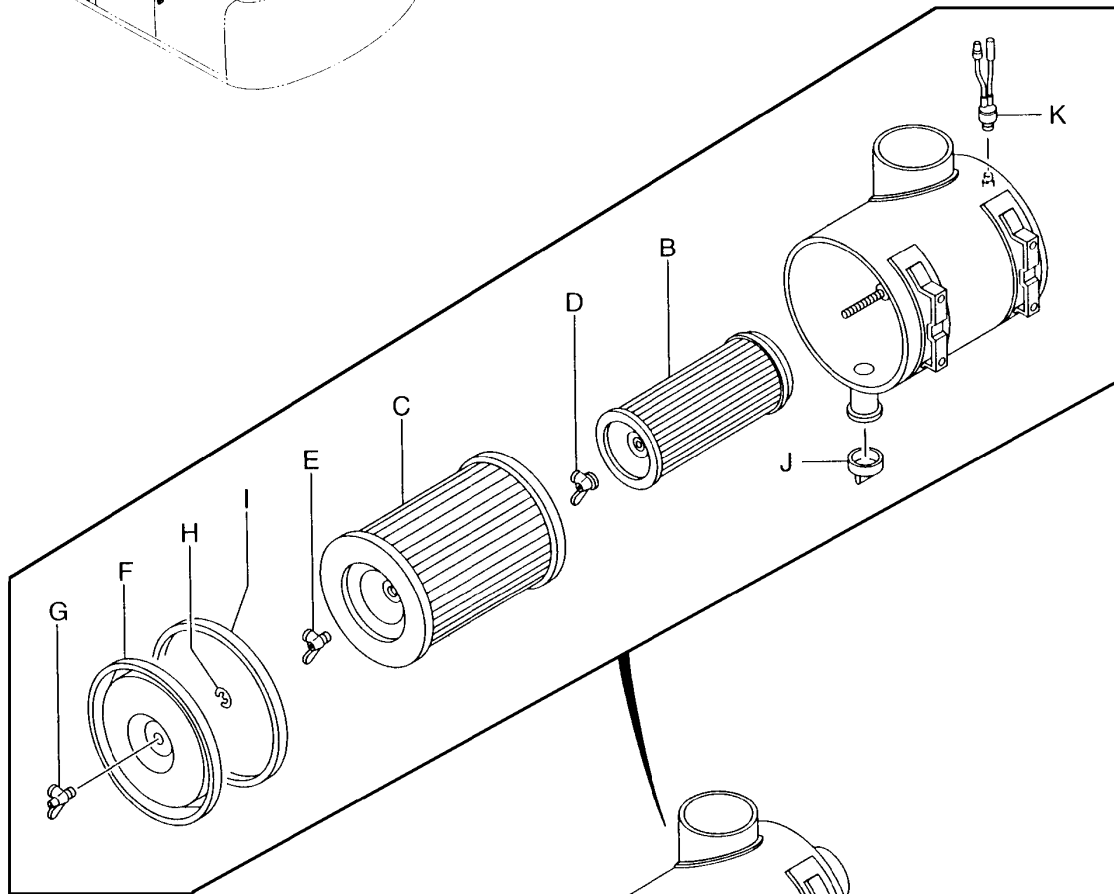
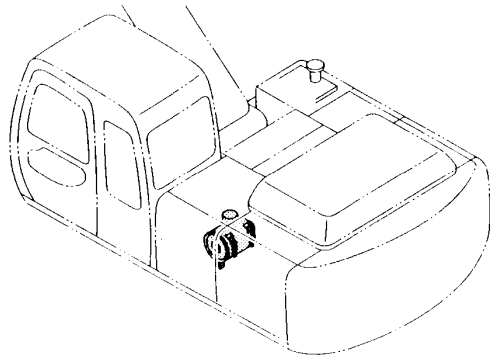
ENGINE AUXILIARY SYSTEM

ENGINE CONTROL UNIT

KEY	PART NO.	PART NAME	QTY	SERIAL NO.	REMARKS
0	AT216976	CONTROL	1		
1	AT214257	ENGINE CONTROLLER	1		
2	AT214200	SCREW, WITH WASHER	3		
3	AT214199	LAMP	1		
4	AT214198	SWITCH	2		
5	AT214197	SET SCREW	1		
6	AT214190	KNOB	1		
14	21M7265	SCREW	3		M5 X 12
	24M7027	WASHER	3		5.300 X 10 X 1 MM (0.209" X 0.394" X 0.039")
	12M7064	LOCK WASHER	3		5.100 MM (0.201")

TP54425 -UN-14NOV96

AIR CLEANER



TP54425

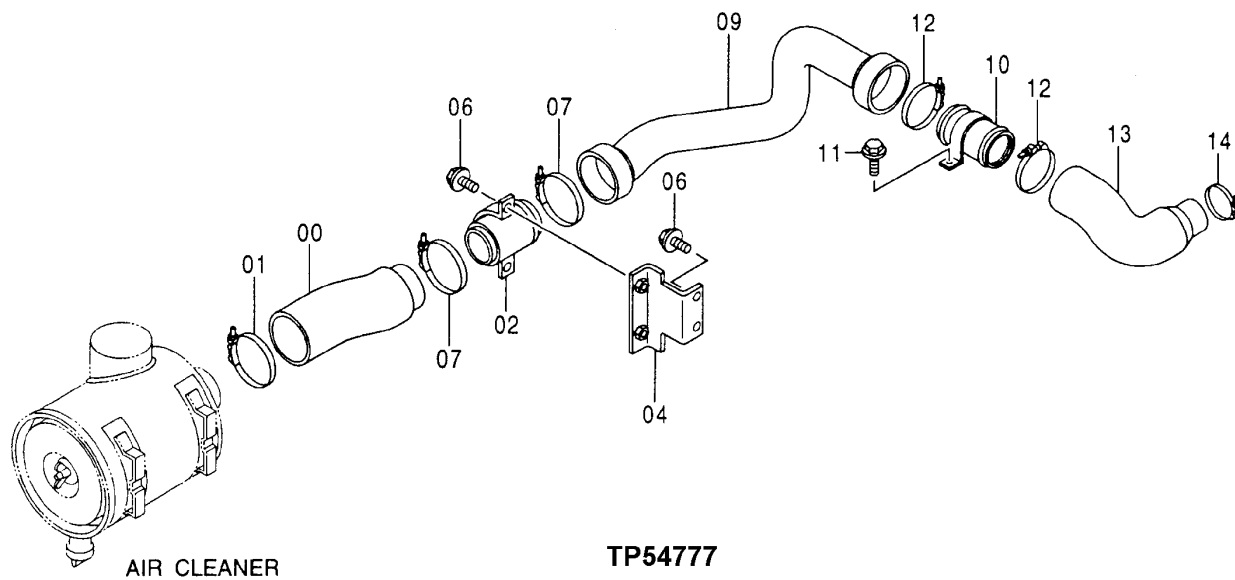
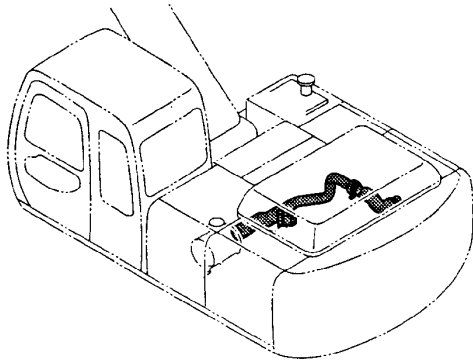
ENGINE AUXILIARY SYSTEM

AIR CLEANER

KEY	PART NO.	PART NAME	QTY	SERIAL NO.	REMARKS
1	AT155622	AIR CLEANER	1		
1B	T52224	AIR FILTER	1		
1C	T52223	AIR FILTER	1		
1D	AH20849	WING NUT	1		
1E	AR73234	WING NUT	1	11.125 MM (7/16")	
1F	AT50529	COVER	1		
1G	AR73234	WING NUT	1	11.125 MM (7/16")	
1H	P46402	SNAP RING	1		
1I	T52222	GASKET	1		
1J	TH111700	VALVE	1		
1K	AT131922	INDICATOR	1		
2	19M7662	CAP SCREW	4	M10 X 30	
	12M7066	LOCK WASHER	4	10.200 MM (0.402")	
	24M7028	WASHER	4	10.500 X 20 X 2 MM (0.413" X 0.787" X 0.079")	

TP54777 -UN-03JUN97

AIR CLEANER SUPPORT



ENGINE AUXILIARY SYSTEM

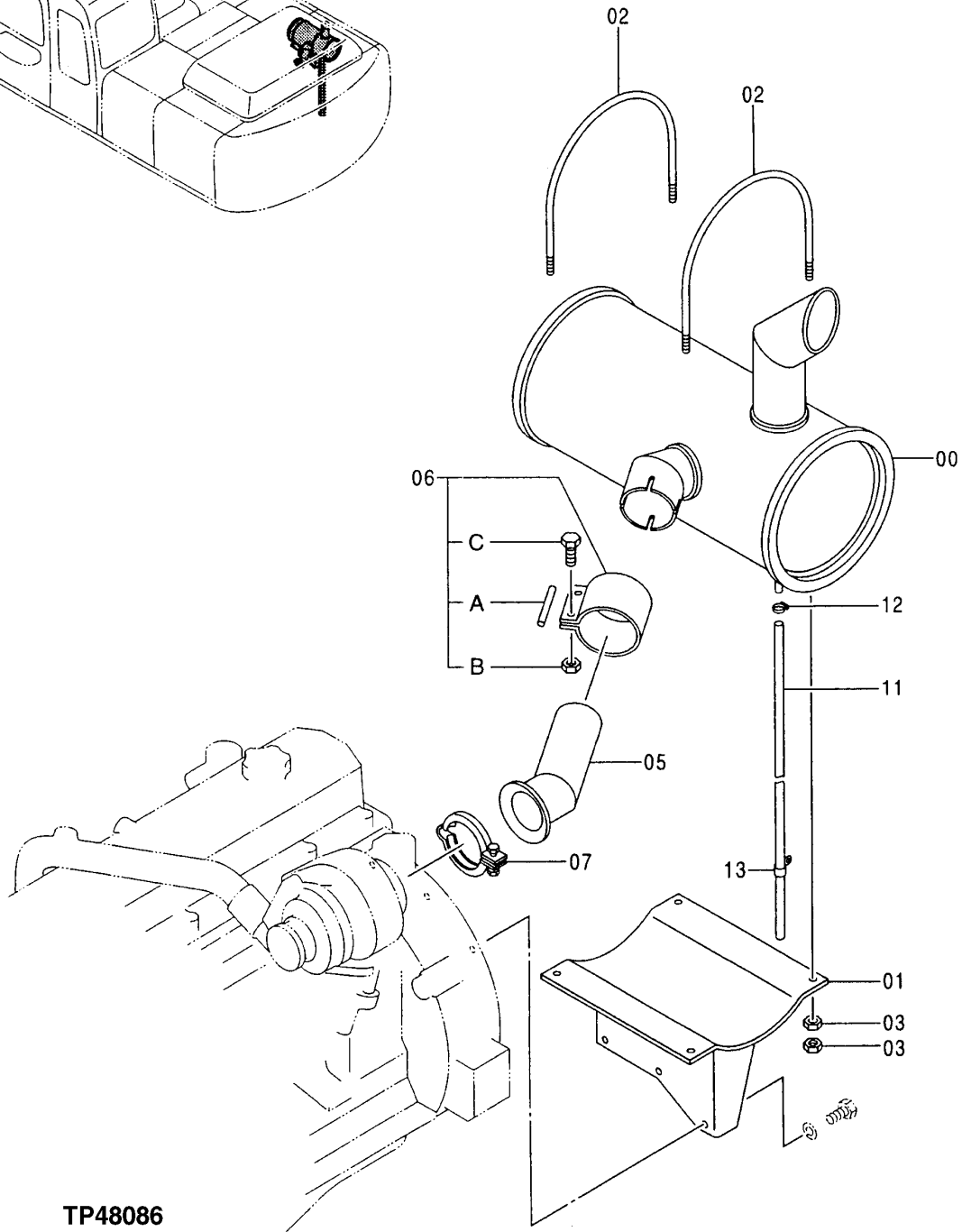
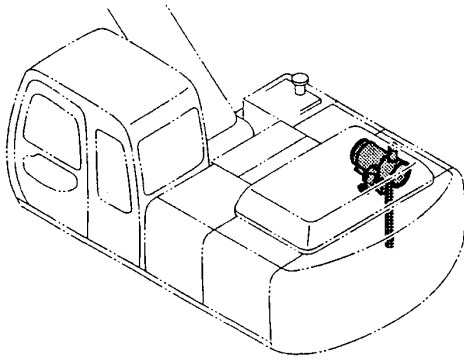
AIR CLEANER SUPPORT

KEY	PART NO.	PART NAME	QTY	SERIAL NO.	REMARKS
0	AT218155	HOSE	1		
1	AT53439	CLAMP	1		
2	AT218156	PIPE	1		
4	AT218157	BRACKET	1		
6	19M7402	CAP SCREW	4	M10 X 25	
	12M7066	LOCK WASHER	4	10.200 MM (0.402")	
	24M7028	WASHER	4	10.500 X 20 X 2 MM (0.413" X 0.787" X 0.079")	
7	RE19429	CLAMP	2		
9	AT218158	HOSE	1		
10	AT215120	PIPE	1		
11	19M7662	CAP SCREW	2	M10 X 30	
	12M7066	LOCK WASHER	2	10.200 MM (0.402")	
	24M7028	WASHER	2	10.500 X 20 X 2 MM (0.413" X 0.787" X 0.079")	
12	AT215499	CLAMP	2		
13	AT218159	HOSE	1		
14	AT50923	CLAMP	1		

TP48086

-UN-12JUL96

MUFFLER



TP48086

ENGINE AUXILIARY SYSTEM

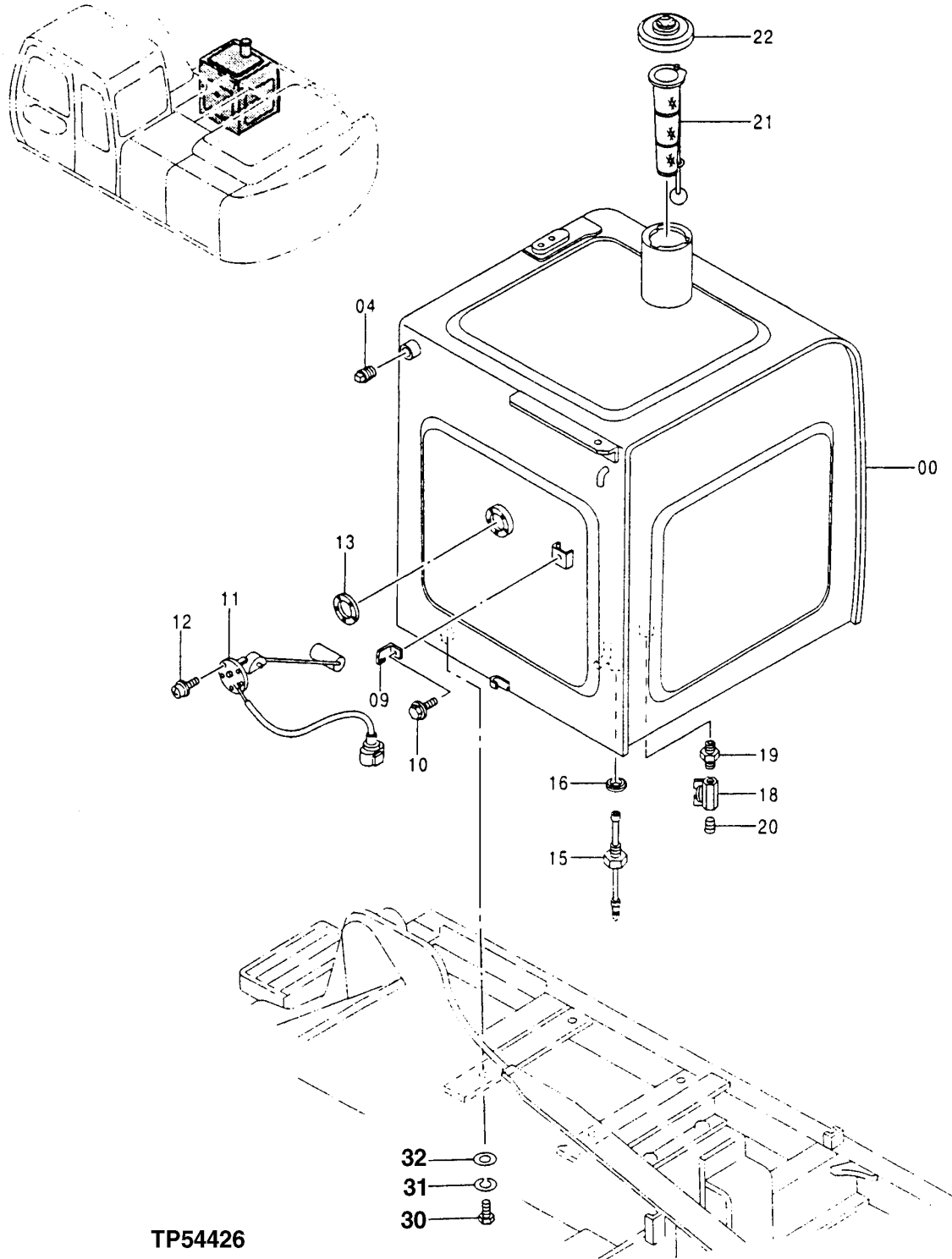
MUFFLER

KEY	PART NO.	PART NAME	QTY	SERIAL NO.	REMARKS
0	AT218160	MUFFLER	1		
1	AT218161	SUPPORT	1		
2	TH109412	BOLT	2		
3	14M7274	NUT	8	M10	
5	AT218162	EXHAUST PIPE	1		
6	AT154968	CLAMP	1		
6A	T130341	GASKET	1		
6B	H80440	LOCK NUT	2	11.125 MM (7/16")	
6C	AT154914	BOLT	2		
7	RE40048	CLAMP	1		
11	AT155310	TUBE	1		
12	AR48236	CLAMP	1		
13	AT215520	CLIP	1		

TP54426

-UN-08JAN97

FUEL TANK



TP54426

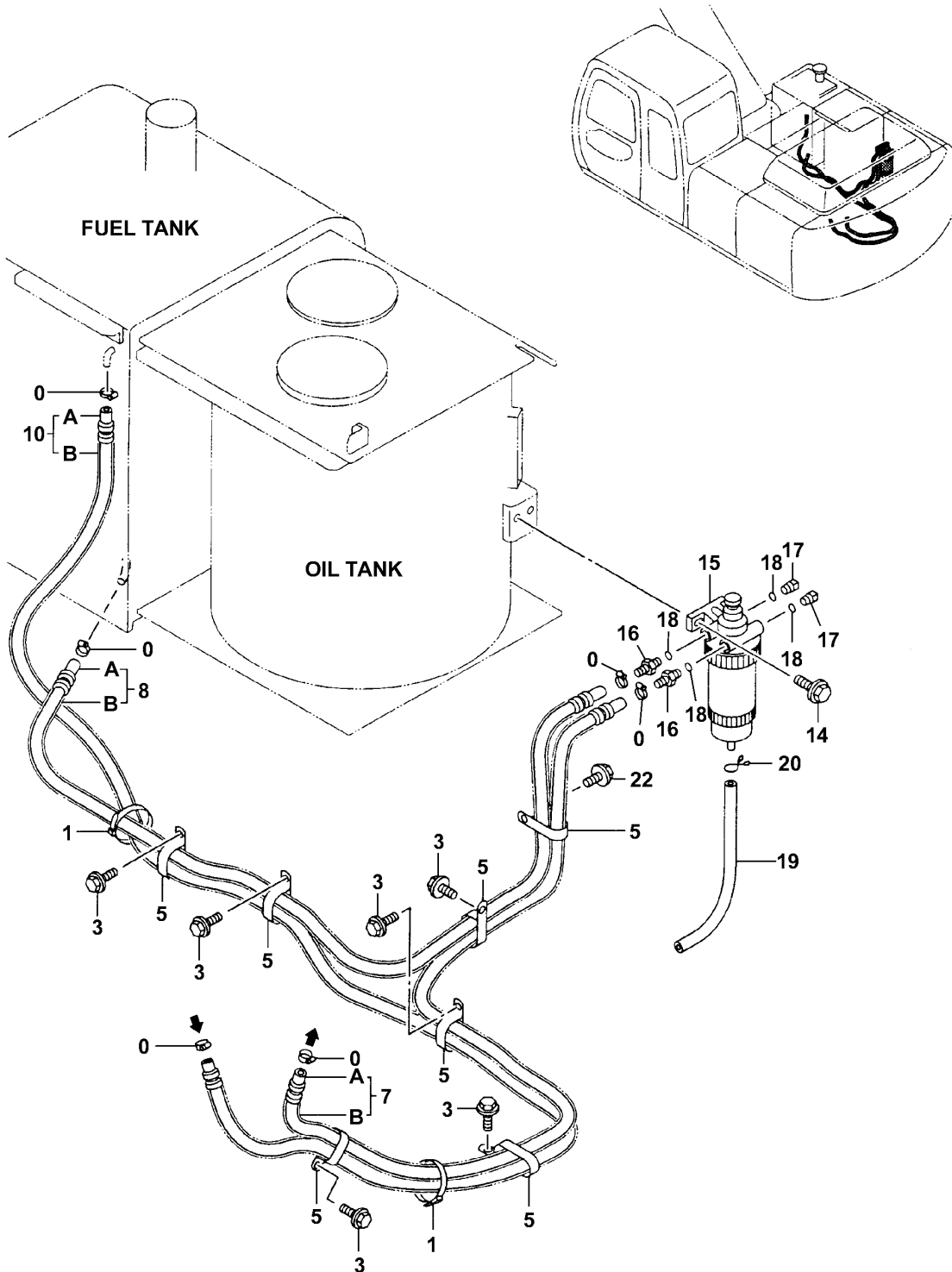
ENGINE AUXILIARY SYSTEM

FUEL TANK

KEY	PART NO.	PART NAME	QTY	SERIAL NO.	REMARKS
0	AT217844	FUEL TANK	1		
4	TH100648	FITTING PLUG	1		
9	AT154243	BRACKET	1		
10	19M8324	CAP SCREW	1	M10 X 16	
	12M7067	LOCK WASHER	1	12.200 MM (0.480")	
11	AT154239	FLOAT	1		
12	21M7278	SCREW	5	M5 X 10	
13	U42323	GASKET	1		
15	AT154272	SWITCH	1		
16	TH108583	SEALING WASHER	1		
18	AT177419	DRAIN VALVE	1		
19	T116057	FITTING	1		
20	TH100434	FITTING PLUG	1		
21	AT213970	STRAINER	1		
22	AT175989	FILLER CAP	1		
	AT147803	KEY	1	(H800) (NOT ILLUSTRATED)	
30	AT154799	BOLT	6	M16 X 38	
31	12H294	LOCK WASHER	6	15.875 MM (5/8")	
32	24M7338	WASHER	6	17 X 30 X 3 MM (0.669" X 1.181" X 0.118")	

TP66772 -UN-22OCT99

FUEL PIPINGS



TP66772

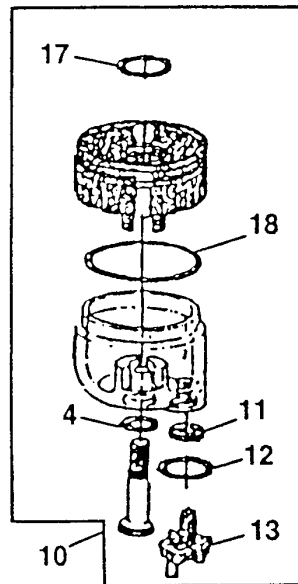

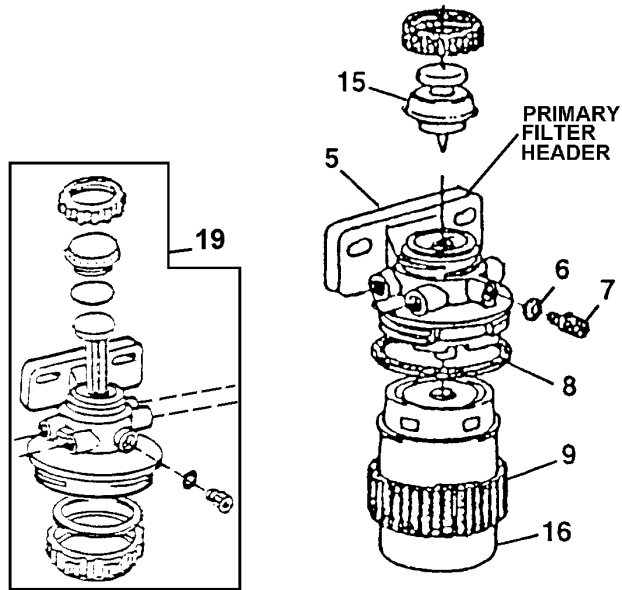
ENGINE AUXILIARY SYSTEM

FUEL PIPINGS

KEY	PART NO.	PART NAME	QTY	SERIAL NO.	REMARKS
0	AR21836	CLAMP	6		
1	H77698	TIE BAND	2		
3	12M7066	LOCK WASHER	6	10.200 MM (0.402")	
	19M7938	CAP SCREW	6	M10 X 20	
5	TH108793	CLIP	7		
7	HOSE	1		(NOT AVAILABLE FOR SERVICE)
7A	AT201199	HOSE	1		
7B	TUBE	1		(FURNISH T83427 BULK MATERIAL CUT TO LENGTH)
8	HOSE	1		(NOT AVAILABLE FOR SERVICE)
8A	AT201199	HOSE	1		
8B	TUBE	1		(FURNISH T83427 BULK MATERIAL CUT TO LENGTH)
10	HOSE	1		(NOT AVAILABLE FOR SERVICE)
10A	HOSE	1		(FURNISH TY22325 BULK MATERIAL CUT TO LENGTH)
10B	TUBE	1		(FURNISH T83427 BULK MATERIAL CUT TO LENGTH)
14	19M7550	CAP SCREW	2	M10 X 35	
	12M7066	LOCK WASHER	2	10.200 MM (0.402")	
	24M7028	WASHER	2	10.500 X 20 X 2 MM (0.413" X 0.787" X 0.079")	
15	FILTER	1		(FUEL FILTER AND WATER SEPARATOR) (SEE SEPARATE PAGE FOR DETAIL)
16	R65684	FITTING	2		
17	R82719	FITTING PLUG	2		
18	R26286	O-RING	4	10.516 X 1.829 MM (0.414" X 0.072")	
19	R126086	HOSE	1		
20	T13254	CLAMP	1		
22	19M7938	CAP SCREW	1	M10 X 20	
	12M7066	LOCK WASHER	1	10.200 MM (0.402")	

TP55358 -UN-22APR98

FUEL FILTER WITH WATER SEPARATOR AND KITS



TP55358

ENGINE AUXILIARY SYSTEM

FUEL FILTER WITH WATER SEPARATOR AND KITS

KEY	PART NO.	PART NAME	QTY	ENGINE SERIAL NO.	REMARKS
4	O-RING	1	(K1)	
5	RE67441	FILTER HEAD	1		NO LONGER AVAILABLE, (SUB RE500161) PRIMARY
6	R113562	O-RING	1	(K1) (K3)	
7	R113563	DRAIN PLUG	1	(K2) (K3)	
8	R113565	PACKING	1	(K1)	
9	RING	1	(K2)	
10	RE51650	SEDIMENT BOWL	1		
11	SEAL	1	(K1) (K3)	
12	O-RING	1	(K1) (K3)	
13	RE60854	DRAIN VALVE	1		(SUB FOR RE57841) (K3)
15	RE50467	HAND PRIMER	1		
16	RE62424	FUEL FILTER	1		(SUB FOR RE53729) PRIMARY (INCLUDES DRAIN VALVE)
17	O-RING	1	(K1)	
18	O-RING	1	(K1)	
19	RE500161	KIT	1		PRIMARY FILTER

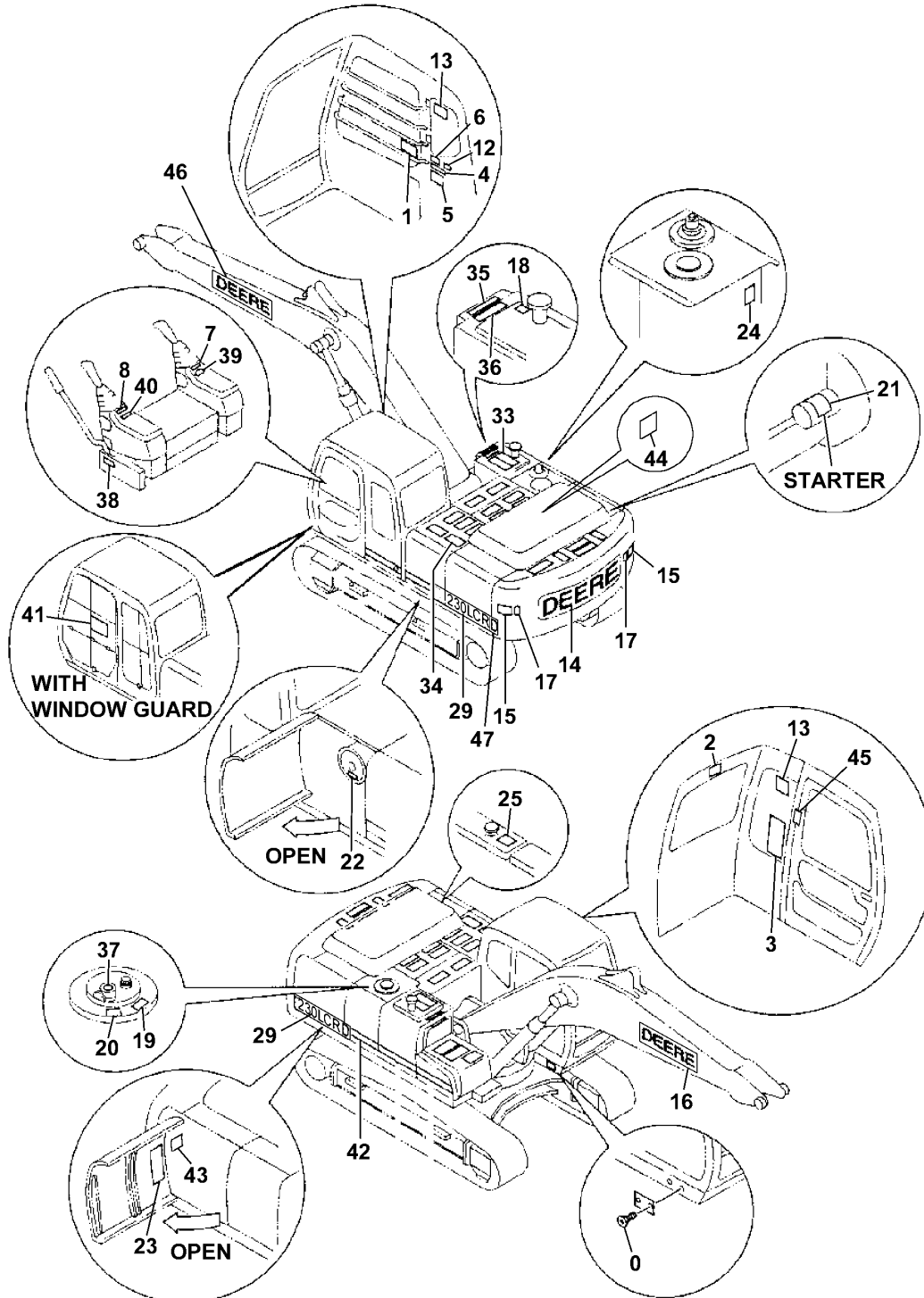
(K1) RE50752 SEAL
 (K2) RE51649 MECHANICAL
 (K3) RE60854 BLEED PLUG AND DRAIN VALVE

NOT ALL ILLUSTRATED

ORDER REPAIR AND REPLACEMENT PARTS FROM SECTION 1320-1369 USING JOHN DEERE CAGE CODE 1J955.

TP61526 -UN-27OCT99

LABELS AND DECALS



TP61526

MISCELLANEOUS VEHICLE

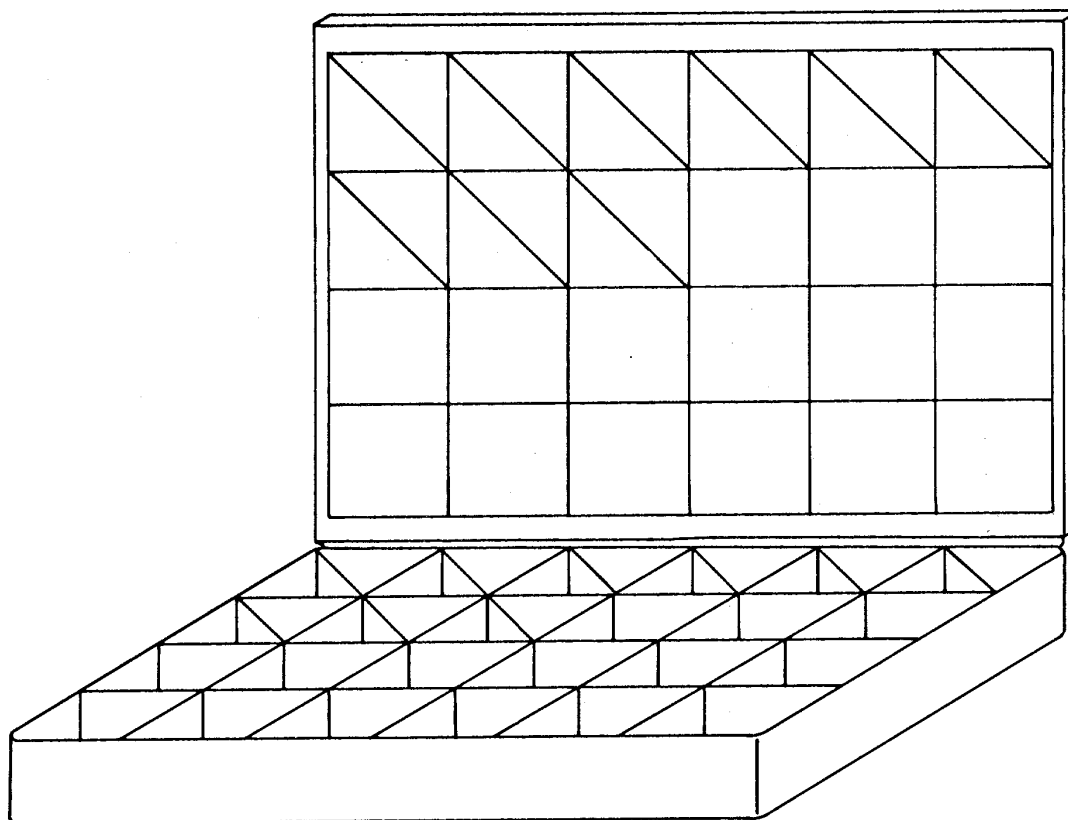
LABELS AND DECALS

KEY	PART NO.	PART NAME	QTY	SERIAL NO.	REMARKS
0	37H131	SCREW	2		3.556 X 9.525 MM (0.140" X 3/8")
1	T159888	LABEL	1		(START-STOP OPERATION)
2	T146664	SAFETY SIGN	1		(CAUTION - FRONT WINDOW LOCK)
3	T162054	DECAL	1		ENGLISH (LIFT CAPACITY CHART)
4	T146668	SAFETY SIGN	1		(WARNING - AVOID CRUSHING)
5	T159887	SAFETY SIGN	1		ENGLISH (CAUTION)
6	T146667	SAFETY SIGN	1		(DANGER - ELECTROCUTION)
7	T159842	LABEL	1		(RIGHT CONTROL LEVER - SAE PATTERN) (WHITE BACKGROUND)
	T159843	LABEL	1		(RIGHT CONTROL LEVER - JOHN DEERE PATTERN) (YELLOW BACKGROUND)
8	T159841	LABEL	1		(LEFT CONTROL LEVER - SAE PATTERN) (WHITE BACKGROUND)
	T159844	LABEL	1		(LEFT CONTROL LEVER - JOHN DEERE PATTERN) (YELLOW BACKGROUND)
12	T157809	SAFETY SIGN	1		(IMPORTANT - BREAK WINDOW FOR SECONDARY EXIT)
13	T160538	LABEL	2		(LEAPING DEERE)
14	T166676	LABEL	1		(DEERE - ON COUNTERWEIGHT)
15	T145893	SAFETY SIGN	2		(STAY CLEAR)
16	T166678	LABEL	1		(DEERE - ON BOOM)
17	T160910	LABEL	1		(SUB FOR JD5909) (RED REFLECTOR TAPE)
18	T166756	LABEL	1		(DIESEL ONLY)
19	T101942	LABEL	1		(HYDRAULIC OIL)
20	AT155733	LABEL	1		(PUMP BLEED INFORMATION)
21	T146103	SAFETY SIGN	1		(BYPASS START)
22	R56902	LABEL	1		(DRY AIR CLEANER)
23	T166607	LABEL	1		ENGLISH (PERIODIC MAINTENANCE) (TYPE II)
	T184025	LABEL	1		ENGLISH (PERIODIC MAINTENANCE) (TYPE I)
24	T149983	LABEL	1		(IMPORTANT - OIL LEVEL)
25	T152657	SAFETY SIGN	1		(CAUTION - RADIATOR)
29	T166677	LABEL	2		(MODEL DESIGNATION STRIPE - 230LCR)
	T183351	LABEL	2		(MODEL DESIGNATION STRIPE - 230LCRD)
33	H21259	MAT	21		(ANTI-SKID TAPE)
34	TH111902	LABEL	1		(ANTI-SKID TAPE)
35	AT178903	TAPE	1		(ANTI-SKID TAPE)
36	TH110224	TAPE	1		(ANTI-SKID TAPE)
37	T147009	LABEL	1		(RESERVOIR COVER)
38	T138886	LABEL	1		(HYDRAULIC LEVER LOCK)
39	AT155730	LABEL	1		(IGNITION KEY SWITCH)
40	AT155729	LABEL	1		(EITHER AID/MOTION CANCEL)
41	T163979	DECAL	1		(SUB FOR T161729) (WINDOW GUARD INSTALLATION)
43	T132600	LABEL	1		(HYDRAULIC OIL SAMPLE VALVE)
44	T132599	LABEL	1		(ENGINE OIL SAMPLE VALVE)
45	T183995	LABEL	1		(CAUTION SOUND) (TYPE I)
	T184003	LABEL	1		(CAUTION SOUND) (TYPE II)
46	T166678	LABEL	1		(DEERE BOOM SIDE)
47	T183351	DECAL	2		(D)
48	T119535	LABEL	1		(DOOR BUMPER) (NOT ILLUSTRATED)

TP25066

-UN-01JAN94

METRIC O-RING KIT



TP25066

MISCELLANEOUS VEHICLE

METRIC O-RING KIT

KEY	PART NO.	PART NAME	QTY	SERIAL NO.	REMARKS
..	CH11436	O-RING	5		
..	CH11569	PACKING	5		
..	CH11570	O-RING	5		
..	CH11571	PACKING	5		
..	CH11572	PACKING	2		
..	CH12329	PACKING	5		
..	CH14634	O-RING	5	17.800 X 2.400 MM (0.701" X 0.094")	
..	CH14701	O-RING	5		
..	CH17167	O-RING	2	9.800 X 1.900 MM (0.386" X 0.075")	
..	CH19111	O-RING	5		
..	M800650	PACKING	10		
..	M800893	PACKING	5		
..	TH100044	O-RING	5	34.400 X 3.100 MM (1.354" X 0.122") (SUB FOR TH100044 OR T32587)	
..	TH100055	O-RING	10	23.700 X 3.500 MM (0.933" X 0.138")	
..	TH100136	O-RING	5	27.700 X 3.500 MM (1.091" X 0.138")	
..	TH102706	O-RING	2	39.700 X 3.500 MM (1.563" X 0.138") (SUB FOR TH100856)	
..	TH101300	O-RING	5	29.400 X 3.100 MM (1.157" X 0.122")	
..	TH101490	O-RING	2	7.800 X 1.900 MM (0.307" X 0.075")	
..	TH101926	O-RING	5	28.700 X 3.500 MM (1.130" X 0.138")	
..	U17409	O-RING	5	26.619 X 2.946 MM (1.048" X 0.116") (SUB FOR TH102730)	
..	TH102992	O-RING	2	39.400 X 3.100 MM (1.551" X 0.122")	
..	TH103446	O-RING	2	3.800 X 1.900 MM (0.150" X 0.075")	
..	TH103574	O-RING	5	21.800 X 2.400 MM (0.858" X 0.094")	
..	TH104634	O-RING	2	37.700 X 3.500 MM (1.484" X 0.138")	
..	TH104930	O-RING	2	29.700 X 3.500 MM (1.169" X 0.138")	
..	T59014	O-RING	5	24.994 X 3.531 MM (63/64" X 0.139")	
..	T74492	O-RING	5	44.100 X 3.100 MM (1.736" X 0.122")	
..	T110590	PACKING	5		
..	T110593	PACKING	5		
..	U10778	O-RING	5	16.358 X 2.210 MM (0.644" X 0.087")	
..	U46489	O-RING	10	17.800 X 2.400 MM (0.701" X 0.094")	
..	AT130157	O-RING KIT	1		

MEMORANDA

TP49951 -UN-17FEB98

FLUID ANALYSIS PRODUCTS



TP49951

"OILSCAN PLUS"

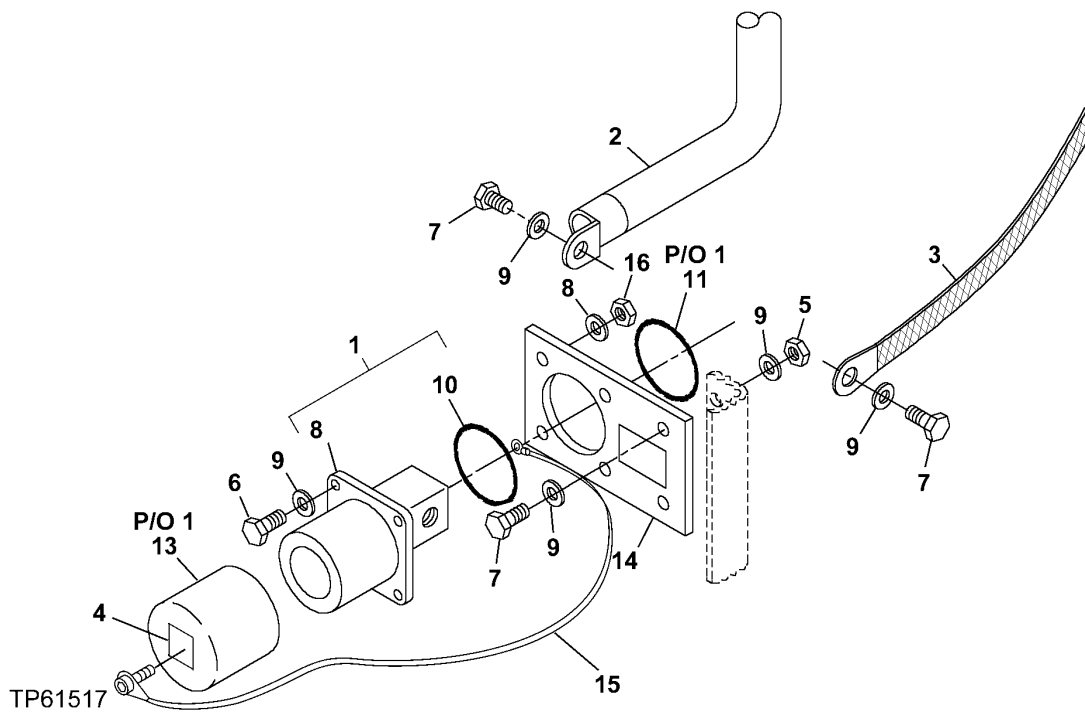
KEY	PART NO.	PART NAME	QTY	SERIAL NO.	REMARKS
1	AT178840	KIT	1		STANDARD ENGINE, SELF EXTRACTION (12 PER PACKAGE)(INCLUDES SPECTROCHEMICAL ANALYSIS, VISCOSITY, ° WATER, FUEL DILUTION, GLYCOL, FUEL SOOT)
	AT180333	KIT	1		STANDARD ENGINE, 4 OZ BOTTLE (10 PER PACKAGE) (SAME AS AT178840)
	AT178842	KIT	1		COMPREHENSIVE ENGINE W/TBN (EXTENDED DRAIN) (12 PER PACKAGE)(SAME AS AT178840 PLUS TBN)
	AT180334	KIT	1		COMPREHENSIVE ENGINE W/TBN (EXTENDED DRAIN) 4 OZ BOTTLE (10 PRT PACKAGE) (SAME AS AT178842)
	AT178843	KIT	1		TRANSMISSION, GEARBOXES & BASIC HYDRAULIC SYSTEM (12 PER PACKAGE)(INCLUDES SPECTRO-CHEMICAL ANALYSIS, VISCOSITY, ° WATER)
	AT180335	KIT	1		TRANSMISSION,GEARBOXES & BASIC HYDRAULICS, 4 OZ BOTTLE (10 PER PACKAGE)(SAME AS AT178843)
	AT178844	KIT	1		COMPREHENSIVE HYDRAULIC & HYDROSTATIC SYSTEMS, 4 OZ BOTTLE (10 PER PACKAGE)(SAME AS AT178843 PLUS PARTICLE COUNT ANALYSIS) (REQUIRES USE OF A SAMPLING VALVE FOR ACCURATE RESULTS)
	AT182602	KIT	1		VALVE, SAMPLING, 1000 PSI RATING, (5 PER PACKAGE)(PUSH BUTTON, 1/8" NPT MALE)
	AT182603	KIT	1		FITTING, PRESSURE REDUCING (5 PER PACKAGE) (REQUIRED FOR CIRCUIT PRESSURE OVER 100 PSI) (USED WITH AT182602) (7/16" O-RING MALE X 1/8" NPT FEMALE WITH 0.025" ORIFACE)

ORDER REPAIR AND REPLACEMENT PARTS FROM SECTION 1671A-1674 USING JOHN DEERE CAGE CODE 1J955.

SLAVE RECIPTICAL

SLAVE RECEPTACLE

TP61517 -UN-21OCT99



ELECTRICAL SYSTEM
SLAVE RECIPTICAL

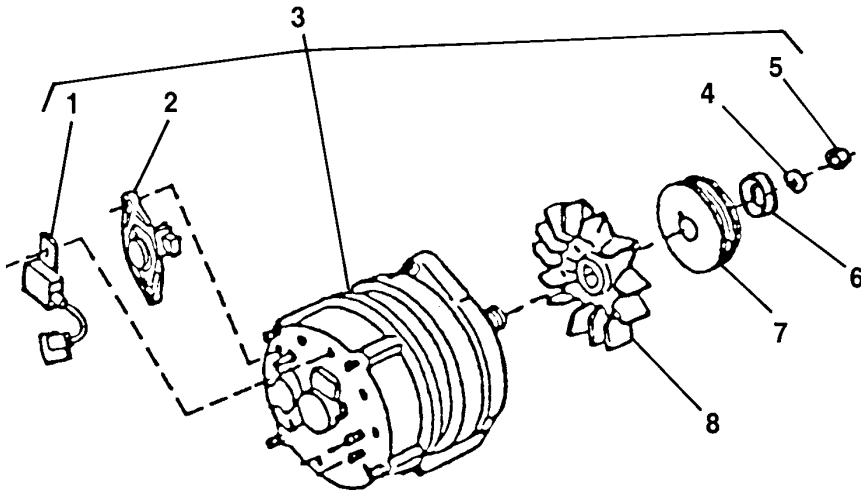
SLAVE RECEPTACLE

KEY	PART NO.	PART NAME	QTY	SERIAL NO.	REMARKS
1	AT116262	ELECTRICAL PLUG	1		
2	AT117121	CABLE	1		
3	AT180124	GROUND CABLE	1		
4	T108347	LABEL	1		
5	14M7426	LOCK NUT	6	M8	
6	19M7373	CAP SCREW	4	M5 X 20	
7	19M7407	CAP SCREW	4	M8 X 25	
8	24H1290	WASHER	4	21/64" X 3/4" X 0.035"	
9	24M7207	WASHER	8	8.400 X 24 X 2 MM	
10	INSULATOR	1	(SUB AT116262)	
11	GASKET	1	(SUB AT116262)	
12	RECEPTACLE	1	(SUB AT116262)	
13	COVER	1	(SUB AT116262)	
14	T183962	PLATE	1		
15	AT189684	COVER	1		
16	T166551	NUT	4		

BLANK

ALTERNATOR, VOLTAGE REGULATOR, CAPACITOR AND PULLEY
(45 AMP) (24 VOLT)

TP53484 -UN-19MAY97

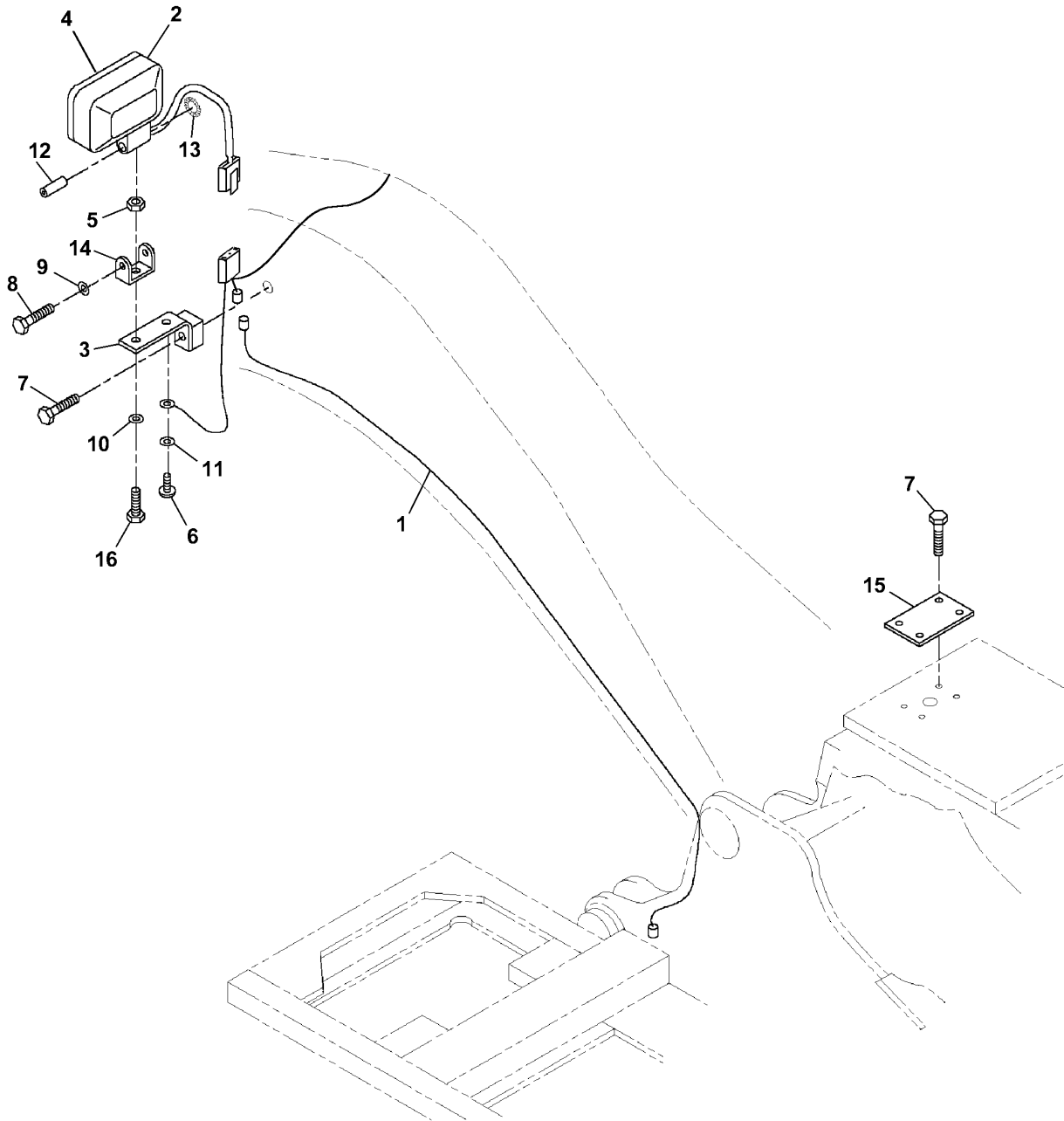


TP53484

KEY	PART NO.	PART NAME	QTY	ENGINE SERIAL NO.	REMARKS
1	H144095	CAPACITOR	1		
2	AT163156	REGULATOR	1		
3	AT207608	ALTERNATOR	1		BOSCH (NEW) (CONVENIENCE ASSEMBLY) (55 AMP)
	TY6798	ALTERNATOR	1		(REMANUFACTURED) (55 AMP)
4	T10745	WASHER	1		
5	14M7158	NUT	1	M16	
6	R94351	BUSHING	1		
7	R94350	SHEAVE	1		
8	T158584	FAN	1		

TP61538 -UN-15APR99

BOOM LIGHTS



TP61538

ELECTRICAL SYSTEM

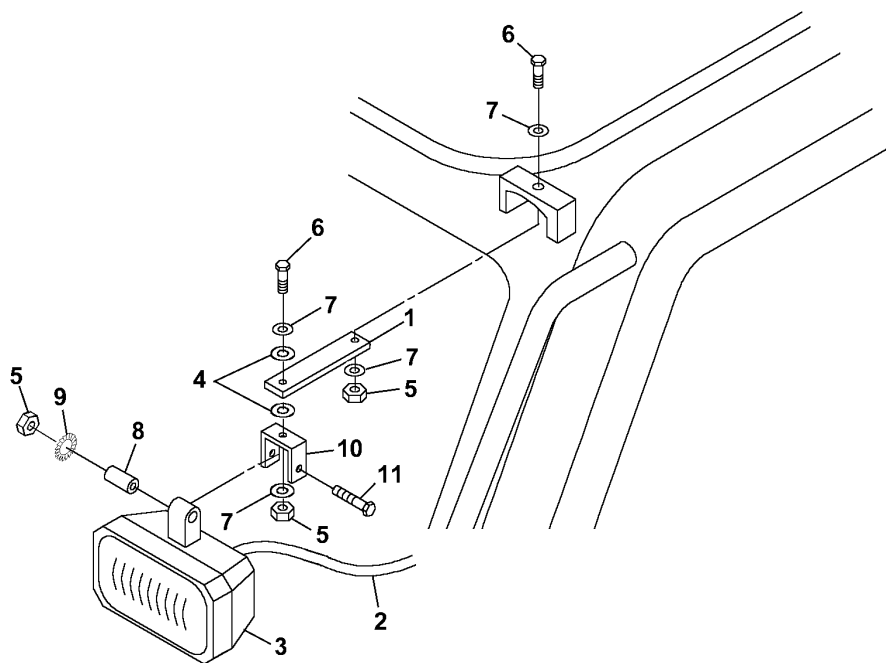
BOOM LIGHTS

KEY	PART NO.	PART NAME	QTY	SERIAL NO.	REMARKS
1	AT186181	WIRING HARNESS	1		
2	AT208435	LAMP	2		
3	TH111685	BRACKET	2		
4	T166229	LAMP	1		
5	14M7426	LOCK NUT	2	M8	
6	19M7077	CAP SCREW	2	M6 X 20	
7	19M7407	CAP SCREW	5	M8 X 25	
8	19M8017	CAP SCREW	1	M12 X 20	
9	24H1211	WASHER	1	9/16" X 1-3/8" X 0.105"	
10	24H1290	WASHER	2	21/64" X 3/4" X 0.035"	
11	24M7207	WASHER	6	8.400 X 24 X 2 MM	
12	T166497	ISOLATOR	2		
13	T166498	WASHER	2		
14	T166633	SUPPORT	2		
15	T166634	PLATE	1		
16	19M7922	CAP SCREW	2	M8 X 40	

TP61539

-UN-15APR99

CAB LIGHTS



TP61539

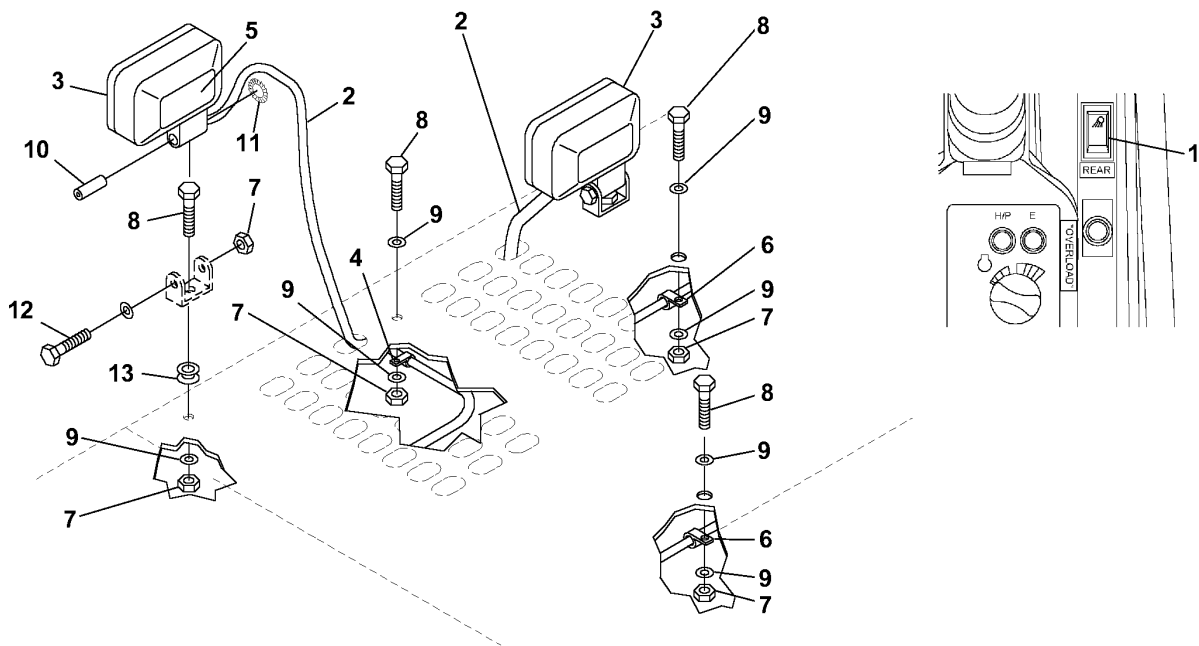
ELECTRICAL SYSTEM

CAB LIGHTS

KEY	PART NO.	PART NAME	QTY	SERIAL NO.	REMARKS
1	AT186193	BAR	2		
2	AT186199	WIRING HARNESS	1		
3	AT208435	LAMP	2		
4	GROMMET	2		
5	14M7426	LOCK NUT	6	M8	
6	19M7407	CAP SCREW	6	M8 X 25	
7	24M7207	WASHER	10	8.400 X 24 X 2 MM	
8	T166497	ISOLATOR	2		
9	T166498	WASHER	2		
10	T166635	SUPPORT	2		
11	19M7922	CAP SCREW	2	M8 X 40	

TP61540 -UN-20APR99

REAR HOOD LIGHTS



TP61540

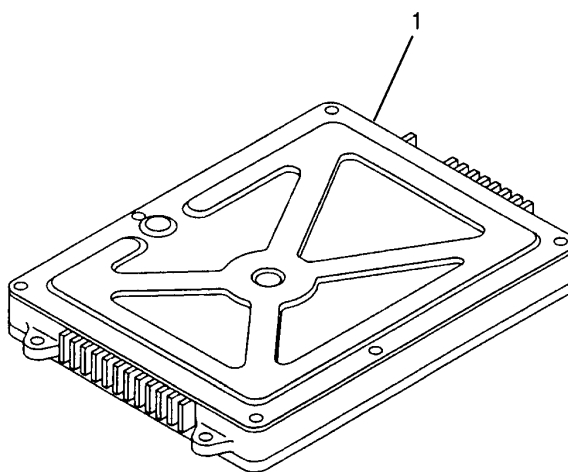
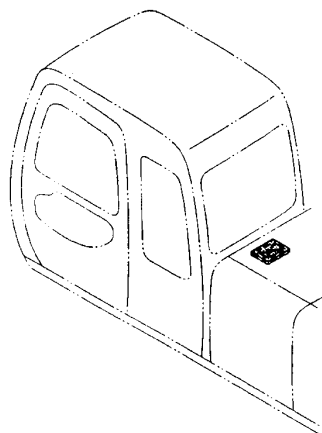
ELECTRICAL SYSTEM

REAR HOOD LIGHTS

KEY	PART NO.	PART NAME	QTY	SERIAL NO.	REMARKS
1	AT150345	SWITCH	1		
2	AT186197	WIRING HARNESS	1		
3	AT208435	LAMP	2		
4	T166230	CLAMP	7		
5	T166231	LABEL	1		
6	T166232	CLAMP	2		
7	14M7426	LOCK NUT	5	M8	
8	19M7407	CAP SCREW	5	M8 X 25	
9	24M7207	WASHER	5	8.400 X 24 X 2 MM	
10	T166497	ISOLATOR	2		
11	T166498	WASHER	2		
12	19M7922	CAP SCREW	2	M8 X 40	
13	GROMMET	2		

TP48146 -UN-23AUG96

CONTROLLER



TP48146

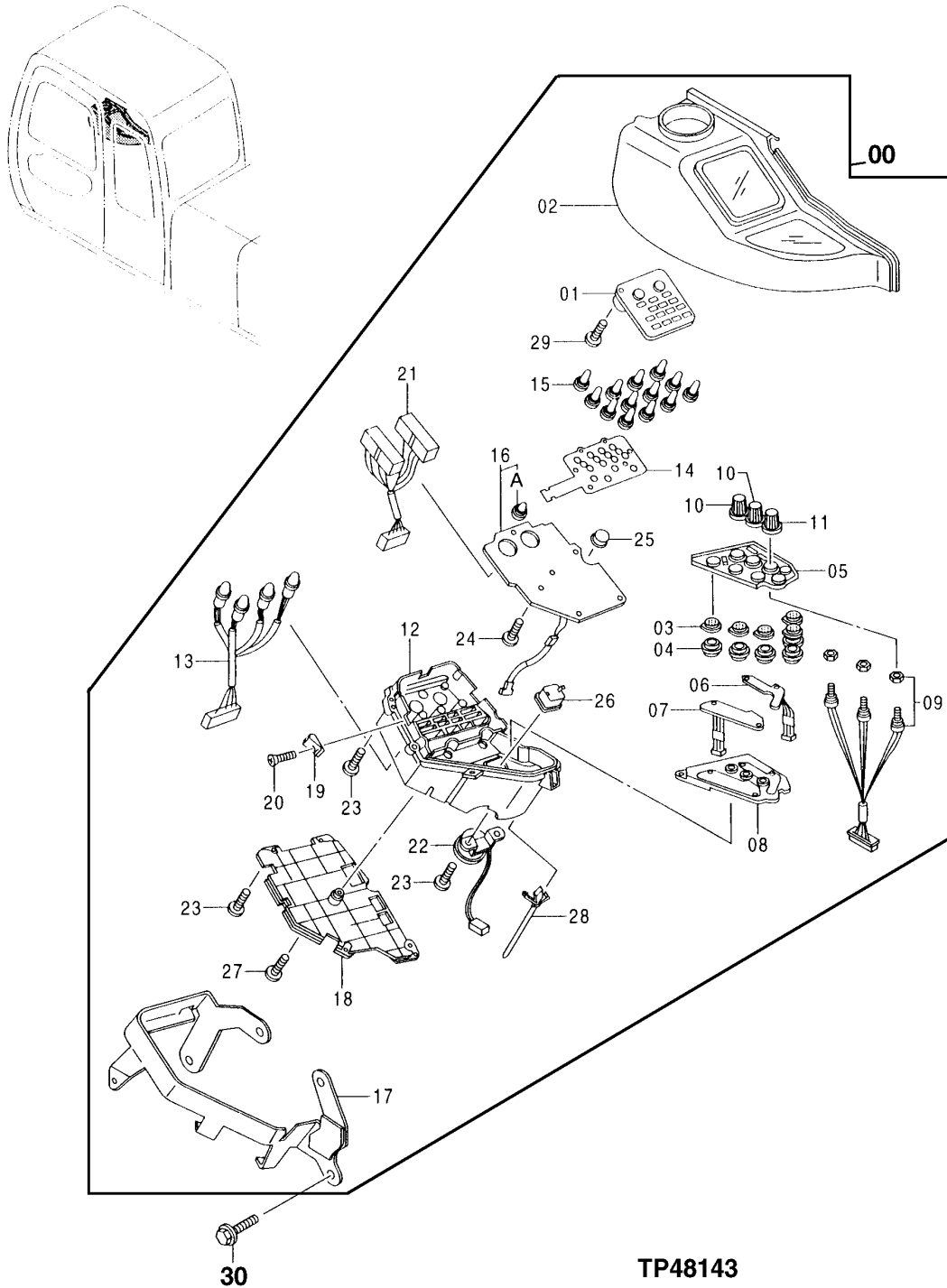
ELECTRICAL SYSTEM

CONTROLLER

KEY	PART NO.	PART NAME	QTY	SERIAL NO.	REMARKS
1	AT218178	VEHICLE CONTROLLER	1		

TP48143 -UN-22AUG96

MONITOR



TP48143

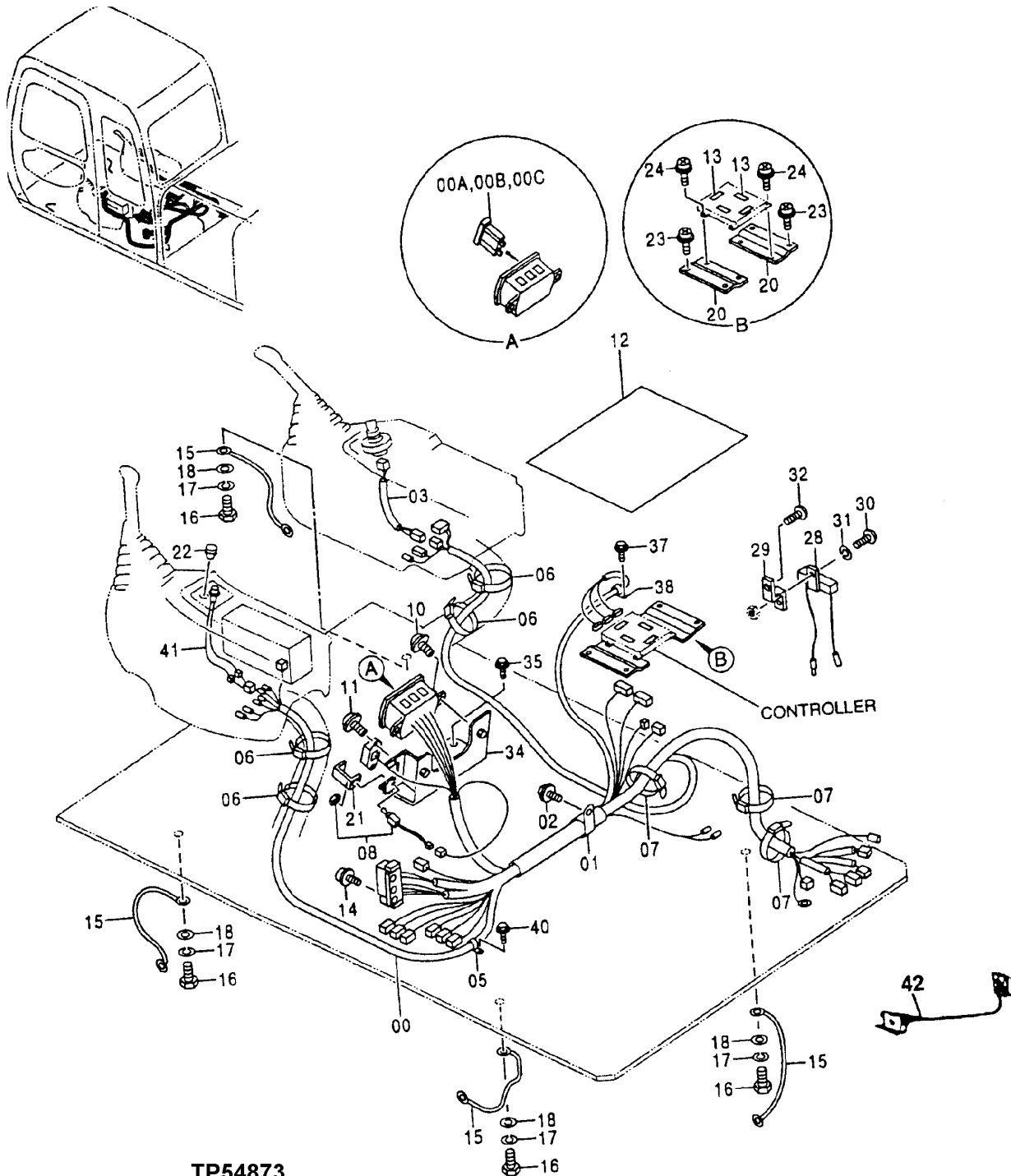
ELECTRICAL SYSTEM

MONITOR

KEY	PART NO.	PART NAME	QTY	SERIAL NO.	REMARKS
0	AT183626	MONITOR	1		
1	AT218130	PANEL	1		(WARM UP COMPLETE, FUEL GAUGE, E MODE, AUTO IDLE, HYDRAULIC OIL LEVEL LIGHT, PREHEAT LIGHT, AIR FILTER RESTRICTION INDICATOR LIGHT, FUEL LEVEL LIGHT, OVERHEAT LIGHT, ALTERNATOR LIGHT, ENGINE OIL PRESSURE LIGHT, ENGINE OIL LEVEL LIGHT, COOLANT LEVEL LIGHT, HP MODE, COOLANT TEMPERATURE GAUGE)
2	AT217829	HOUSING	1		
3	AT214177	PUSH BUTTON	5		
4	AT213826	RETAINER	5		
5	AT214178	COVER	1		
6	AT214179	CIRCUIT BOARD	1		
7	AT214180	CIRCUIT BOARD	1		
8	AT214181	SUPPORT	1		
9	AT214182	MONITOR WIRING HARNESS	1		
10	AT214183	KNOB	2		(WORK LIGHT AND WIPER SWITCHES)
11	AT214184	KNOB	1		(TRAVEL MODE SWITCH)
12	AT214185	HOUSING	1		
13	AT214186	WIRING HARNESS	1		
14	AT214187	CIRCUIT BOARD	1		
15	AT214188	LAMP	13		
16	AT214189	CIRCUIT BOARD	1		
16A	AT214188	LAMP	1		
17	AT214191	BRACKET	1		
18	AT214192	COVER	1		
19	AT214193	NUT	2		
20	AT214194	SCREW	2		
21	AT214195	WIRING HARNESS	1		
22	AT214196	AUDIBLE WARNING ALARM	1		
23	AT213817	SCREW	19		
24	AT214201	SET SCREW	6		
25	CAP	1		
26	CAP	1		
27	AT155616	SCREW	1		
28	AT214202	CLAMP	1		
29	AT214203	SET SCREW	1		
30	19M7932	CAP SCREW	4		M8 X 16
	12M7065	LOCK WASHER	4		8.100 MM (0.319")

TP54873 -UN-10JUN97

ELECTRIC PARTS



TP54873

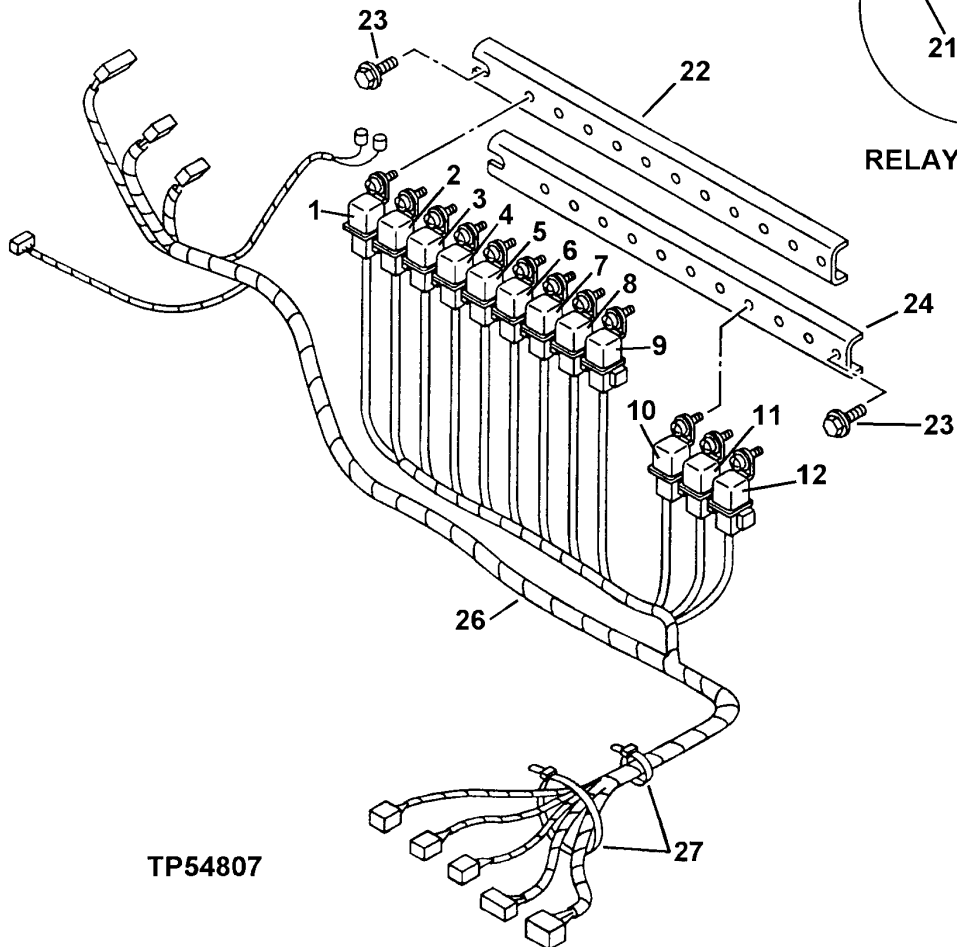
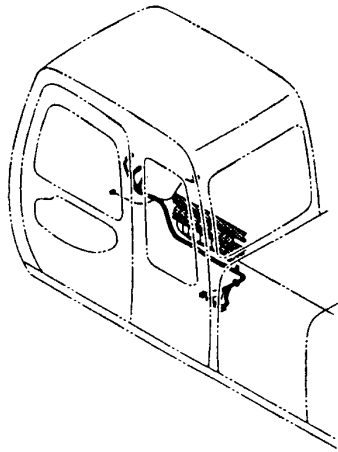
ELECTRICAL SYSTEM

ELECTRIC PARTS

KEY	PART NO.	PART NAME	QTY	SERIAL NO.	REMARKS
0	AT215475	WIRING HARNESS	1		
0A	57M7125	FUSE	8	5 AMP	
0B	57M7121	FUSE	8	10 AMP	
0C	57M7120	FUSE	3	20 AMP	
1	TH109598	CLIP	1		
2	19M7402	CAP SCREW	1	M10 X 25	
	12M7066	LOCK WASHER	1	10.200 MM (0.402")	
	24M7028	WASHER	1	10.500 X 20 X 2 MM (0.413" X 0.787" X 0.079")	
3	AT154955	WIRING HARNESS	1		
5	TH108598	CLIP	1		
6	H77698	TIE BAND	4		
7	H77698	TIE BAND	3		
8	AT213984	SWITCH	1		
10	19M7077	CAP SCREW	2	M6 X 20	
	12M7006	LOCK WASHER	2	6.100 MM (0.240")	
	24M7293	WASHER	2	6.500 X 13 X 1.600 MM (0.256" X 0.512" X 0.063")	
11	AT156974	SCREW	2		
12	AT213792	COVER	1		
13	AT214022	TAPE	4		
14	AT200012	SCREW, WITH WASHER	2		
15	WIRING HARNESS	4		
16	19M8324	CAP SCREW	4	M10 X 16	
17	12M7066	LOCK WASHER	4	10.200 MM (0.402")	
18	24M7028	WASHER	4	10.500 X 20 X 2 MM (0.413" X 0.787" X 0.079")	
20	AT214408	BRACKET	2		
21	AT214036	BRACKET	1		
22	AT215503	CAP	1		
23	AT161039	SCREW	4		
24	AT213607	SCREW, WITH WASHER	4		
28	AT155250	RESISTOR	1	(ALTERNATOR EXITATION)	
29	AT215559	STRAP	1		
30	AT155253	SCREW	1		
31	12M7063	LOCK WASHER	1	4.100 MM (0.161")	
32	21M7246	SCREW	1	M6 X 16	
	12M7006	LOCK WASHER	1	6.100 MM (0.240")	
	24M7105	WASHER	1	6 X 12 X 1.600 MM (0.236" X 0.472" X 0.063")	
34	AT215606	BRACKET	1		
35	19M7881	SCREW	2	M8 X 20	
37	19M7923	CAP SCREW	1	M6 X 12	
	12M7006	LOCK WASHER	1	6.100 MM (0.240")	
	24M7054	WASHER	1	6.400 X 12 X 1.600 MM (0.252" X 0.472" X 0.063")	
38	AT215502	CLIP	1		
40	19M7402	CAP SCREW	1	M10 X 25	
	12M7066	LOCK WASHER	1	10.200 MM (0.402")	
	24M7028	WASHER	1	10.500 X 20 X 2 MM (0.413" X 0.787" X 0.079")	
41	AT215573	SWITCH	1		
42	AT179050	WIRING HARNESS	1	(9 FT EXTENSION) (TO CAB CONNECTOR)	
	AT179051	WIRING HARNESS	1	(15 FT EXTENSION) (TO CAB CONNECTOR)	

TP54807 -UN-30MAY97

ELECTRIC PARTS



TP54807

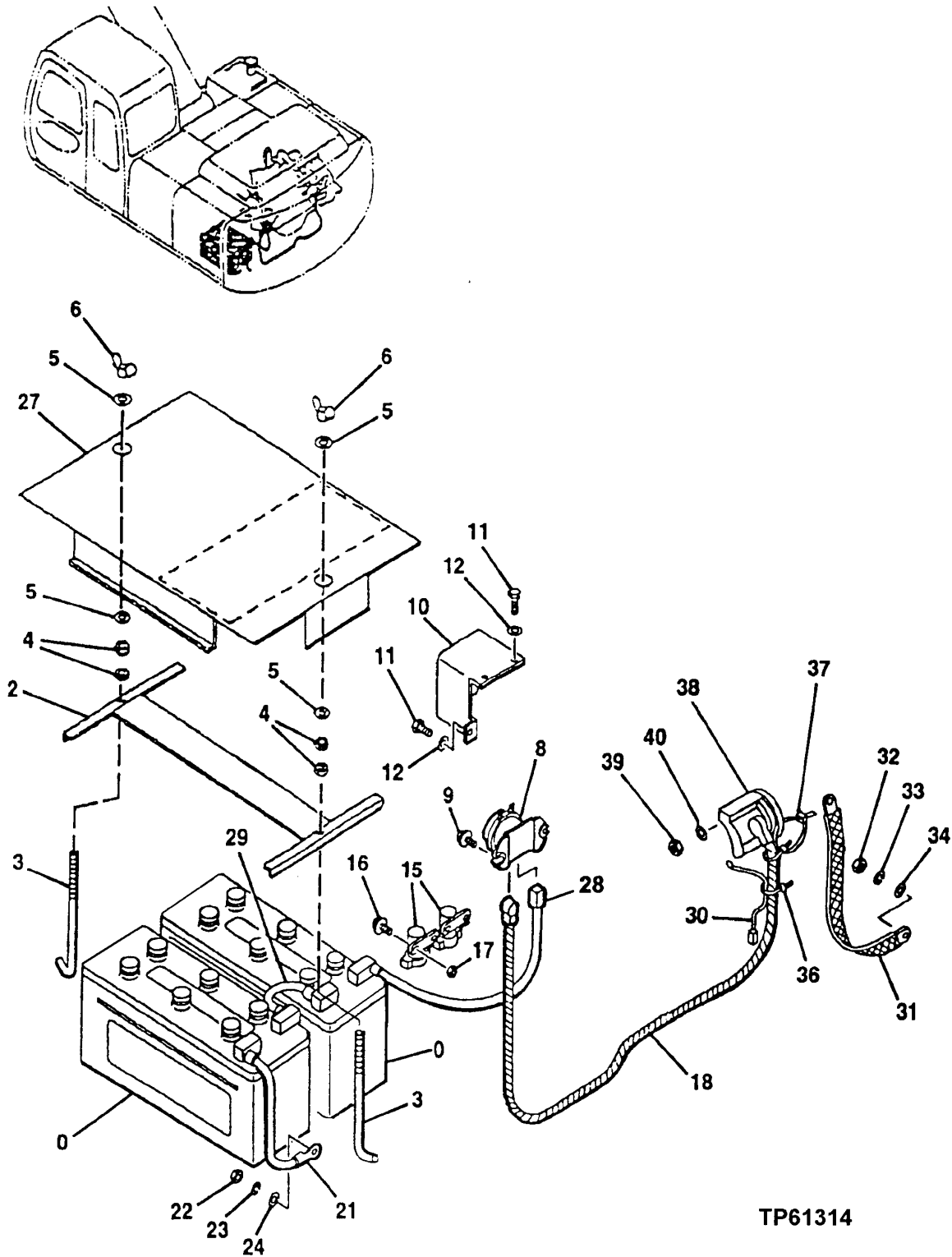
ELECTRICAL SYSTEM

ELECTRIC PARTS

KEY	PART NO.	PART NAME	QTY	SERIAL NO.	REMARKS
1	AT154924	RELAY	1		(WIPER)
2	AT154924	RELAY	1		(WIPER)
3	AT154924	RELAY	1		(WIPER)
4	AT154924	RELAY	1		(WIPER)
5	AT154924	RELAY	1		(HORN)
6	AT154924	RELAY	1		(WORK LIGHT)
7	AT154924	RELAY	1		(WORK LIGHT)
8	AT154924	RELAY	1		(WINDSHIELD WASHER)
9	AT154924	RELAY	1		(LOAD DUMP)
10	AT154924	RELAY	1		(AIR CONDITIONER)
11	AT154924	RELAY	1		(AIR CONDITIONER)
12	AT154924	RELAY	1		(AIR CONDITIONER)
21	TH104056	BOLT	12		M6 X 14
	12M7006	LOCK WASHER	12		6.100 MM (0.240")
	24M7293	WASHER	12		6.500 X 13 X 1.600 MM (0.256" X 0.512" X 0.063")
22	AT214362	BRACKET	1		
23	19M7932	CAP SCREW	4		M8 X 16
	12M7065	LOCK WASHER	4		8.100 MM (0.319")
24	AT214362	BRACKET	1		(SUB FOR AT214372)
26	AT215083	WIRING HARNESS	1		
27	H77698	TIE BAND	2		

TP61314 -UN-09OCT98

ELECTRIC PARTS



TP61314

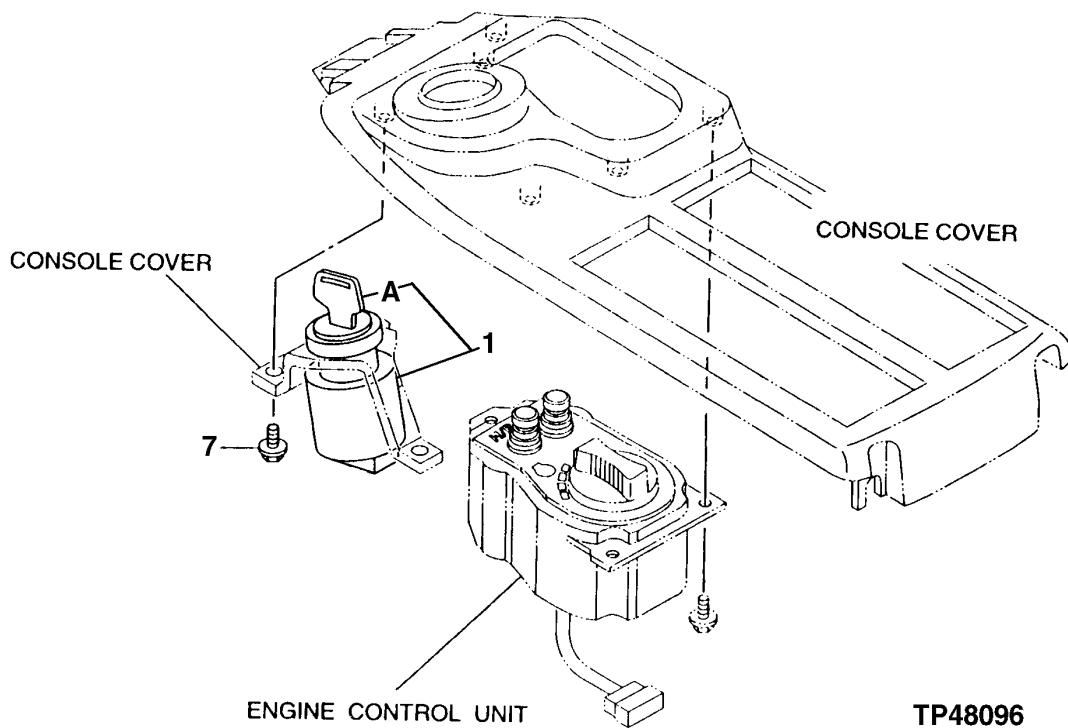
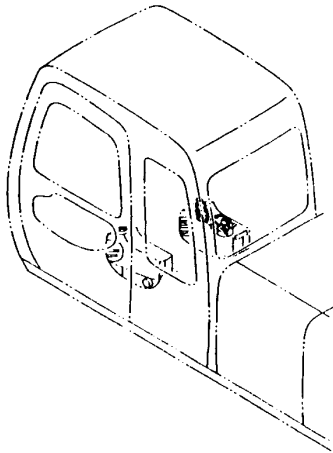
ELECTRICAL SYSTEM

ELECTRIC PARTS

KEY	PART NO.	PART NAME	QTY	SERIAL NO.	REMARKS
0	TY21709	BATTERY	2		(ALSO ORDER (2) TY15733) (AT182292 NO LONGER AVAILABLE) (REPLACEMENT BATTERY)
2	AT219489	SUPPORT	1		
3	AT155273	HOOK BOLT	2		
4	14M7274	NUT	4	M10	
5	24M7028	WASHER	4		10.500 X 20 X 2 MM (0.413" X 0.787" X 0.079")
6	14M7025	WING NUT	2	M10	
8	TH109640	RELAY	1		(BATTERY)
9	21M7288	SCREW	2		M6 X 10
10	AT154139	COVER	1		
11	19M7932	CAP SCREW	3		M8 X 16
12	24M7055	WASHER	3		8.400 X 16 X 1.600 MM (0.331" X 0.630" X 0.063")
15	AT145341	RELAY	2		(ALSO REQUIRES (2) 14M7165 FOR EACH RELAY)
	14M7165	LOCK NUT	2		M6
16	19M7077	CAP SCREW	4		M6 X 20
	12M7006	LOCK WASHER	4		6.100 MM (0.240")
	24M7293	WASHER	4		6.500 X 13 X 1.600 MM (0.256" X 0.512" X 0.063")
17	14M7272	NUT	4		M6
18	AT155348	WIRING HARNESS	1		(STARTER TO BATTERY RELAY)
21	AR45925	CABLE	1		482.600 MM (19") (GROUND STRAP)
22	14M7274	NUT	1		M10
23	12M7066	LOCK WASHER	1		10.200 MM (0.402")
24	24M7028	WASHER	1		10.500 X 20 X 2 MM (0.413" X 0.787" X 0.079")
27	AT219488	COVER	1		
28	AT217804	CABLE	1		(BATTERY TO BATTERY RELAY)
29	AT213948	CABLE	1		(BATTERY TO BATTERY)
30	AT155617	WIRING HARNESS	1		(STARTER)
31	AT218179	GROUND CABLE	1		
32	14M7274	NUT	1		M10
33	12M7066	LOCK WASHER	1		10.200 MM (0.402")
34	24M7028	WASHER	1		10.500 X 20 X 2 MM (0.413" X 0.787" X 0.079")
36	H77698	TIE BAND	2		
37	H77698	TIE BAND	1		
38	COVER	1		(SUB RE41759) (STARTER)
39	14H631	NUT	1		4.826 MM (0.190")
40	12M7060	WASHER	1		5.300 MM (0.209")
41	AT219485	TERMINAL	4		(NOT ILLUSTRATED) (BATTERY TERMINALS)

TP48096 -UN-12AUG96

ELECTRIC PARTS



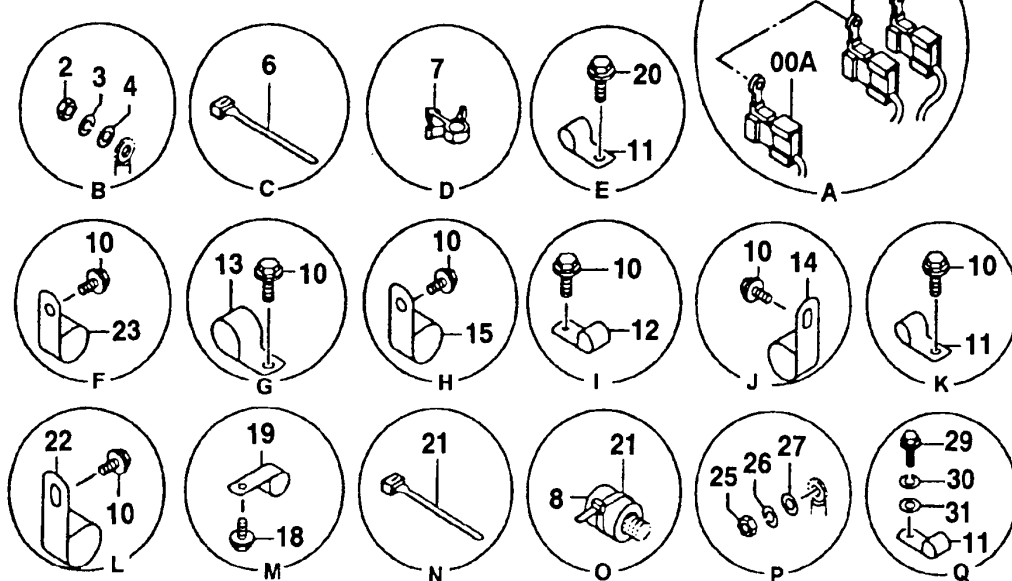
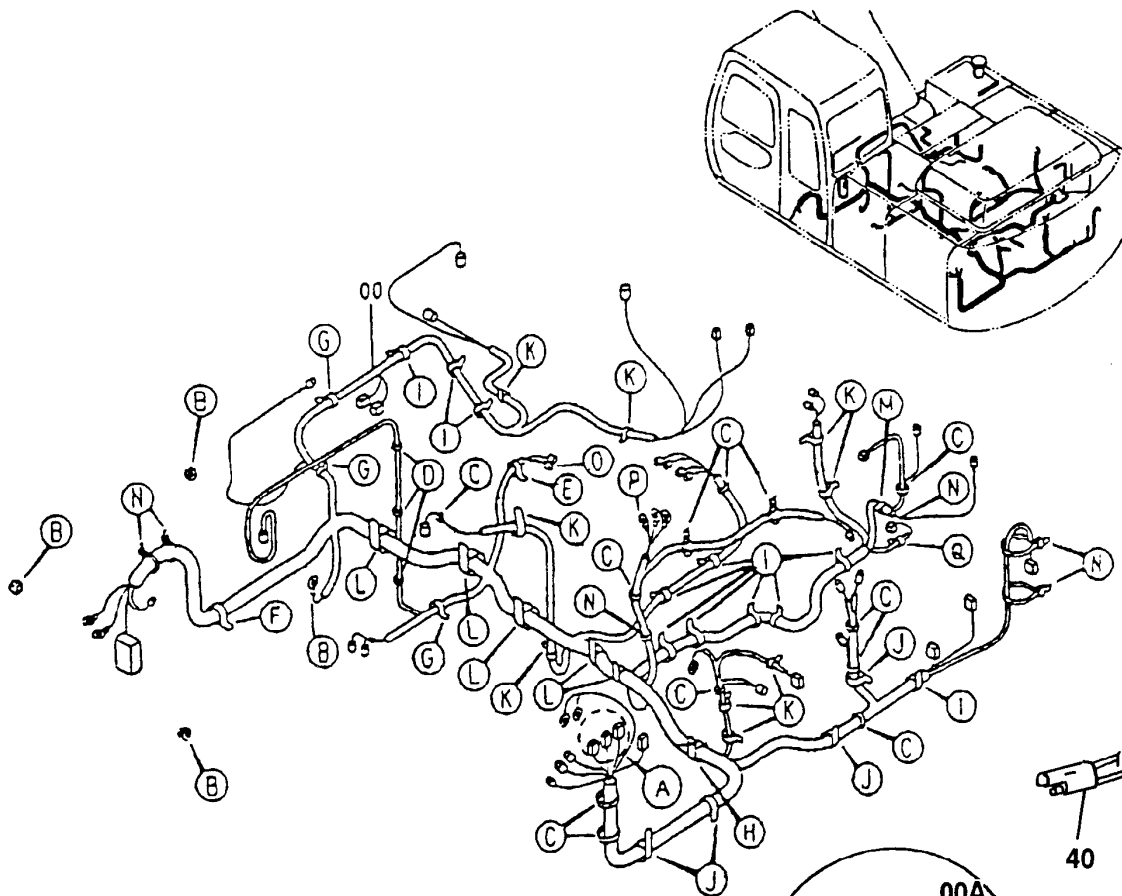
ELECTRICAL SYSTEM

ELECTRIC PARTS

KEY	PART NO.	PART NAME	QTY	SERIAL NO.	REMARKS
1	AT154992	SWITCH	1		
1A	AT147803	KEY	1		
7	21M7265	SCREW	3	M5 X 12	
	24M7027	WASHER	3	5.300 X 10 X 1 MM (0.209" X 0.394" X 0.039")	
	12M7064	LOCK WASHER	3	5.100 MM (0.201")	

TP59048 -UN-23APR98

ELECTRIC PARTS



TP59048

ELECTRICAL SYSTEM

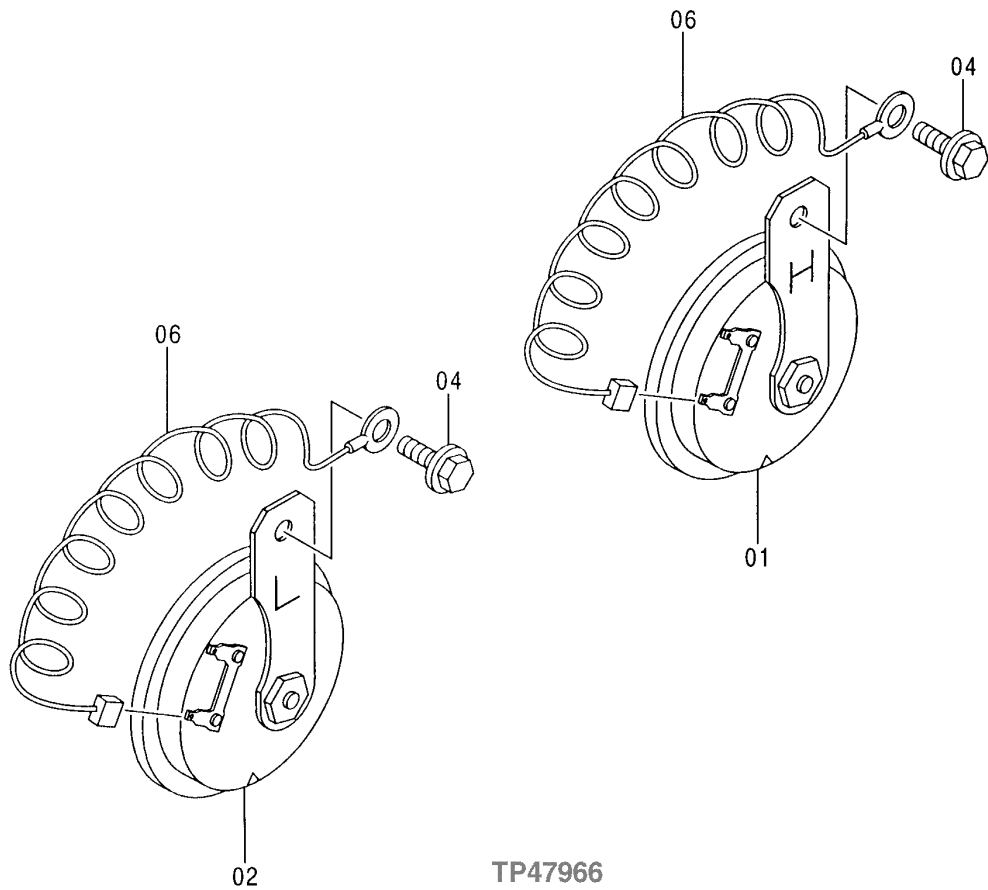
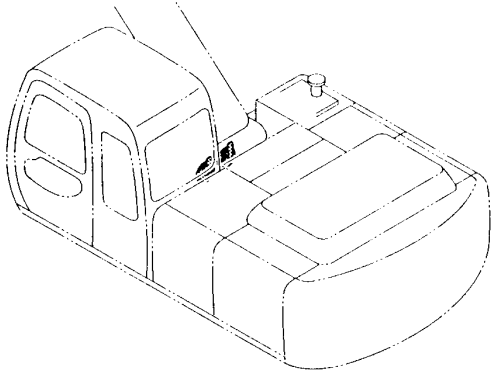
ELECTRIC PARTS

KEY	PART NO.	PART NAME	QTY	SERIAL NO.	REMARKS
0	AT218180	WIRING HARNESS	1		
0A	AT160982	FUSE	2		(FUSIBLE LINK - 40 AMP - GREEN)
0B	AT200499	FUSE	1		(FUSIBLE LINK - 60 AMP - YELLOW)
0C	AT179476	DIODE	1		(NOT ILLUSTRATED) (COMPONENT OF MAIN WIRE HARNESS) (PLASTIC CONNECTOR CONTAINS 5 DIODES) (1-KEYSWITCH, 1-SWING STOP CUSHION SOLENOID, 1-GRIP SOLENOID, 1-FUEL SHUTOFF SOLENOID, 1-OPTIONAL EQUIPMENT)
2	14M7274	NUT	4		M10
3	12M7066	LOCK WASHER	4		10.200 MM (0.402")
4	24M7028	WASHER	4		10.500 X 20 X 2 MM (0.413" X 0.787" X 0.079")
6	H77698	TIE BAND	12		(SUB FOR M88199)
7	AT213895	CLIP	3		
8	TH108591	CAP	1		
10	12M7066	LOCK WASHER	AR		10.200 MM (0.402")
	19M7938	CAP SCREW	AR		M10 X 20
11	TH109649	CLIP	11		
12	TH108598	CLIP	11		
13	TH108460	CLIP	3		
14	T32854	CLAMP	4		
15	T24432	CLAMP	1		
18	19M8425	CAP SCREW	1		M6 X 16
	12M7006	LOCK WASHER	1		6.100 MM (0.240")
19	AT154911	CLAMP	1		
20	AT200005	BOLT	1		
21	H77698	TIE BAND	7		
22	TH108459	CLIP	5		
23	AT121321	HOSE CLAMP	1		
25	14M7297	NUT	1		M5
26	12M7064	LOCK WASHER	1		5.100 MM (0.201")
27	24M7027	WASHER	1		5.300 X 10 X 1 MM (0.209" X 0.394" X 0.039")
29	AT219486	BOLT	2		(TRAVEL ALARM MOUNTING)
30	12M7065	LOCK WASHER	2		8.100 MM (0.319")
31	24M7055	WASHER	2		8.400 X 16 X 1.600 MM (0.331" X 0.630" X 0.063")
40	AT172578	WIRING HARNESS	1		(DIODE) (USED TO PROTECT AGAINST VOLTAGE SPIKES)

TP47966

-UN-21MAY96

HORN



ELECTRICAL SYSTEM

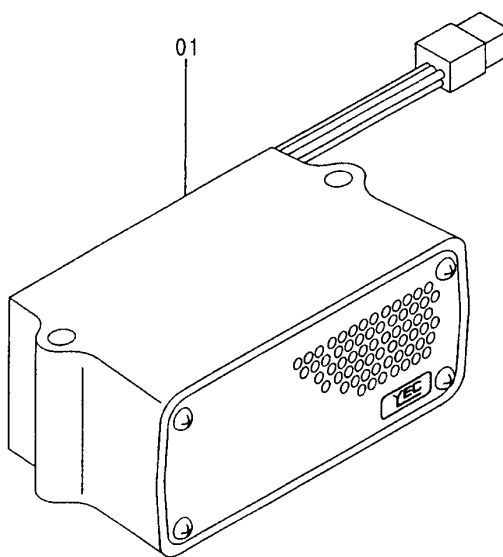
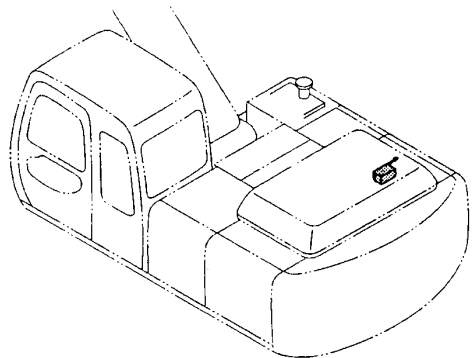
HORN

KEY	PART NO.	PART NAME	QTY	SERIAL NO.	REMARKS
1	AT64237	HORN	1		
2	AT64237	HORN	1		
4	12M7065	LOCK WASHER	2		8.100 MM (0.319")
	19M7163	CAP SCREW	2		M8 X 25
	24M7055	WASHER	2		8.400 X 16 X 1.600 MM (0.331" X 0.630" X 0.063")
6	AT154213	WIRING HARNESS	2		

TP48101

-UN-05AUG96

TRAVEL MOTION ALARM



TP48101

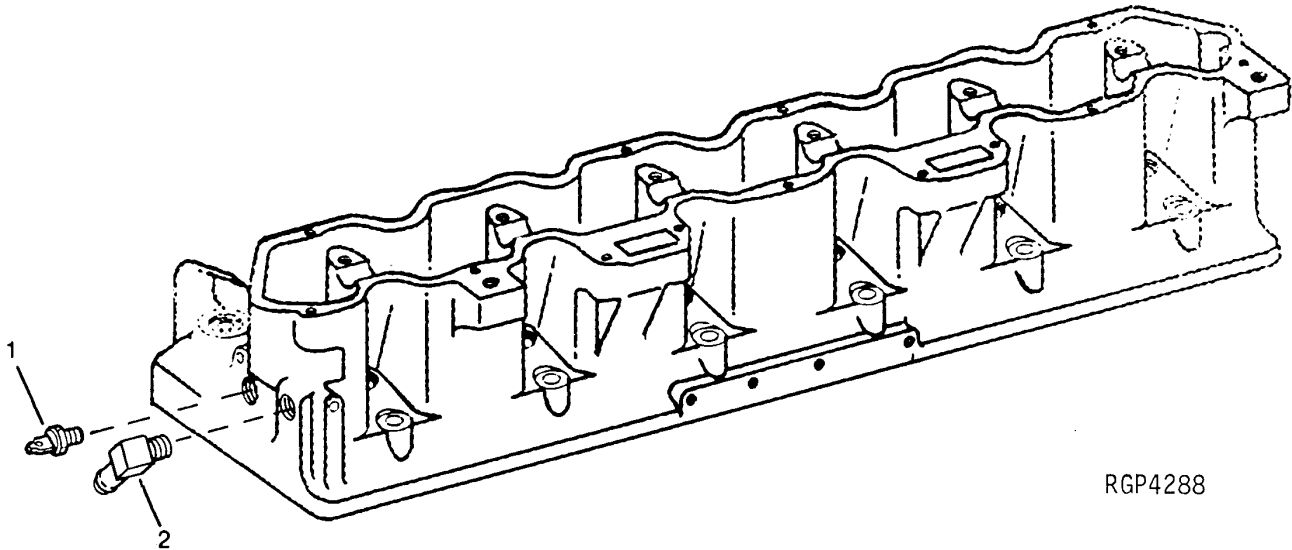
ELECTRICAL SYSTEM

TRAVEL MOTION ALARM

KEY	PART NO.	PART NAME	QTY	SERIAL NO.	REMARKS
1	AT154966	ALARM SYSTEM	1		

ENGINE TEMPERATURE SWITCH

RGP4288 -UN-15NOV94

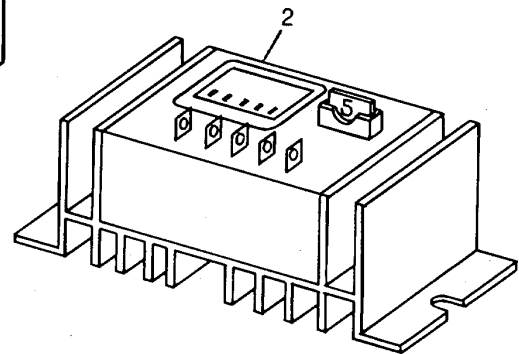
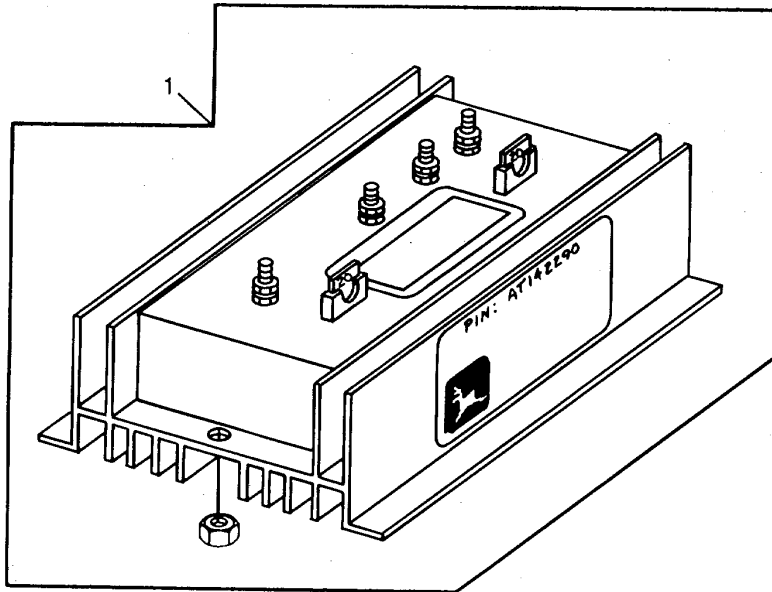


RGP4288

KEY	PART NO.	PART NAME	QTY	ENGINE SERIAL NO.	REMARKS
1	AR87693	SWITCH	1		
2	H63773	THREADED NIPPLE	1		

CONVERTER
(24-VOLT TO 12-VOLT)

TP32780 -UN-01JAN94

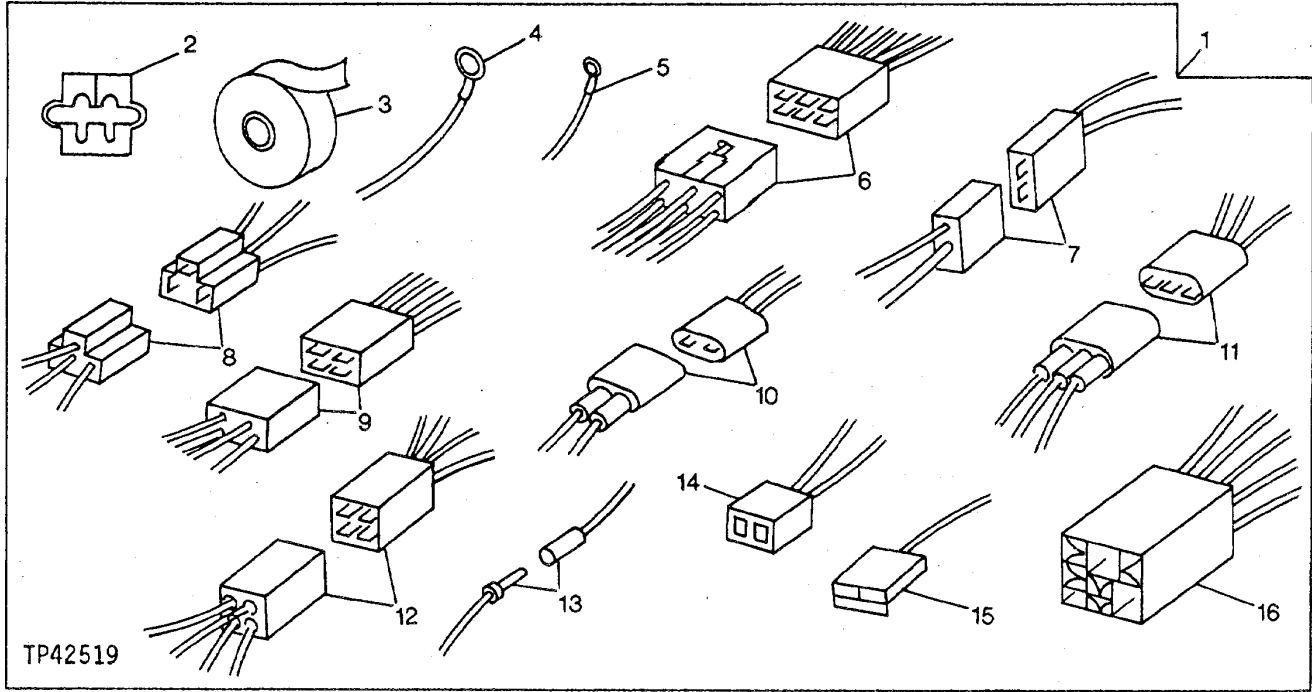


TP32780

KEY	PART NO.	PART NAME	QTY	SERIAL NO.	REMARKS
1	AT142288	CONVERTER	1		(10/20 AMP - 24/12 VOLT)
2	AT164676	CONVERTER	1		(5 AMP - 24/12 VOLT)

TP42519 -UN-01JAN94

WIRING HARNESS KIT

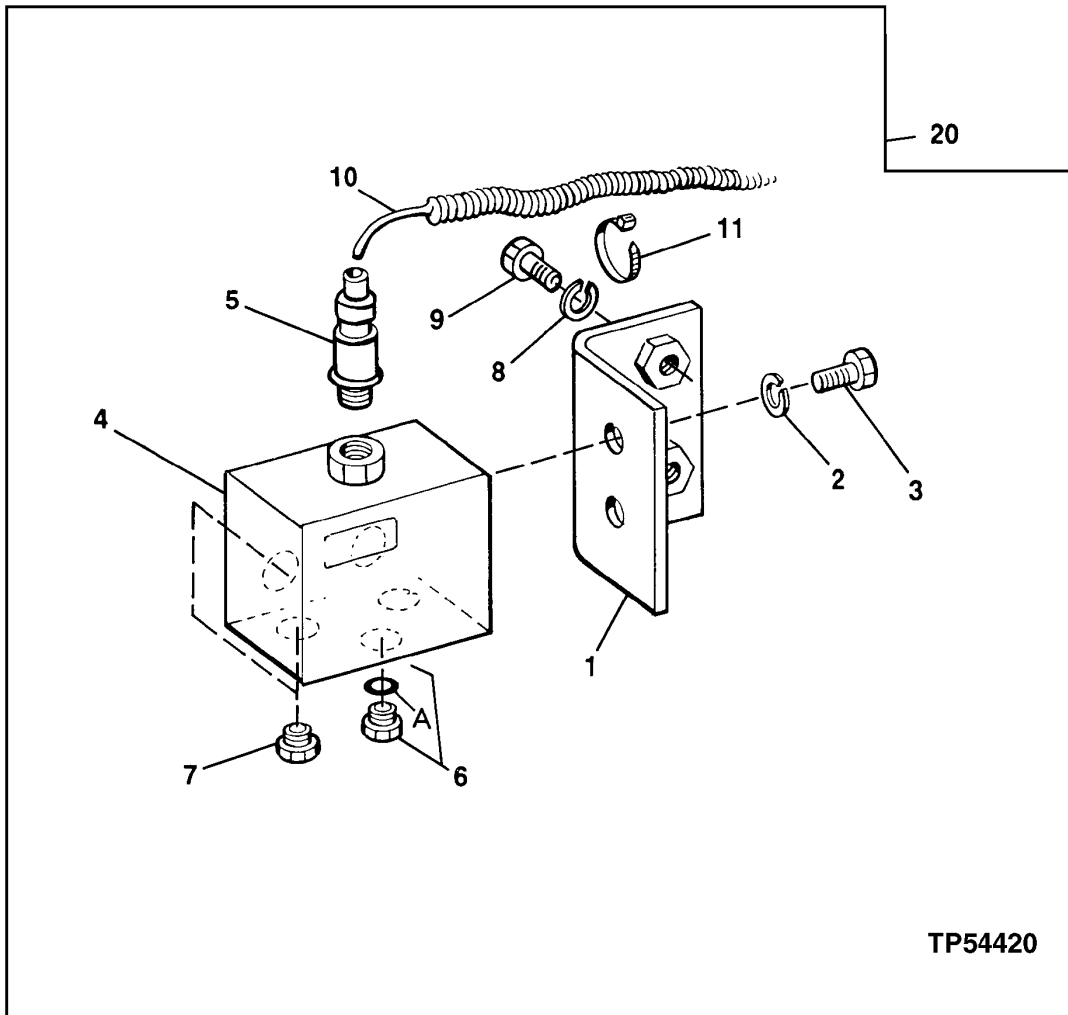


KEY	PART NO.	PART NAME	QTY	SERIAL NO.	REMARKS
1	AT160368	KIT	1		
2	CONNECTOR	100		
3	TAPE	1		(BLACK)
4	EYELET	2		
5	EYELET	2		
6	CONNECTOR	1		(6 WIRES)
7	CONNECTOR	1		(2 WIRES)
8	CONNECTOR	1		(3 WIRES)
9	CONNECTOR	1		(4 WIRES)
10	CONNECTOR	4		(2 WIRES)
11	CONNECTOR	2		(3 WIRES)
12	CONNECTOR	1		(4 WIRES)
13	CONNECTOR	2		(BULLET)
14	CONNECTOR	3		
15	CONNECTOR	2		
16	CONNECTOR	2		(5 WIRES)

MEMORANDA

TP54420 -UN-20NOV96

ATTACHMENT MODE KIT



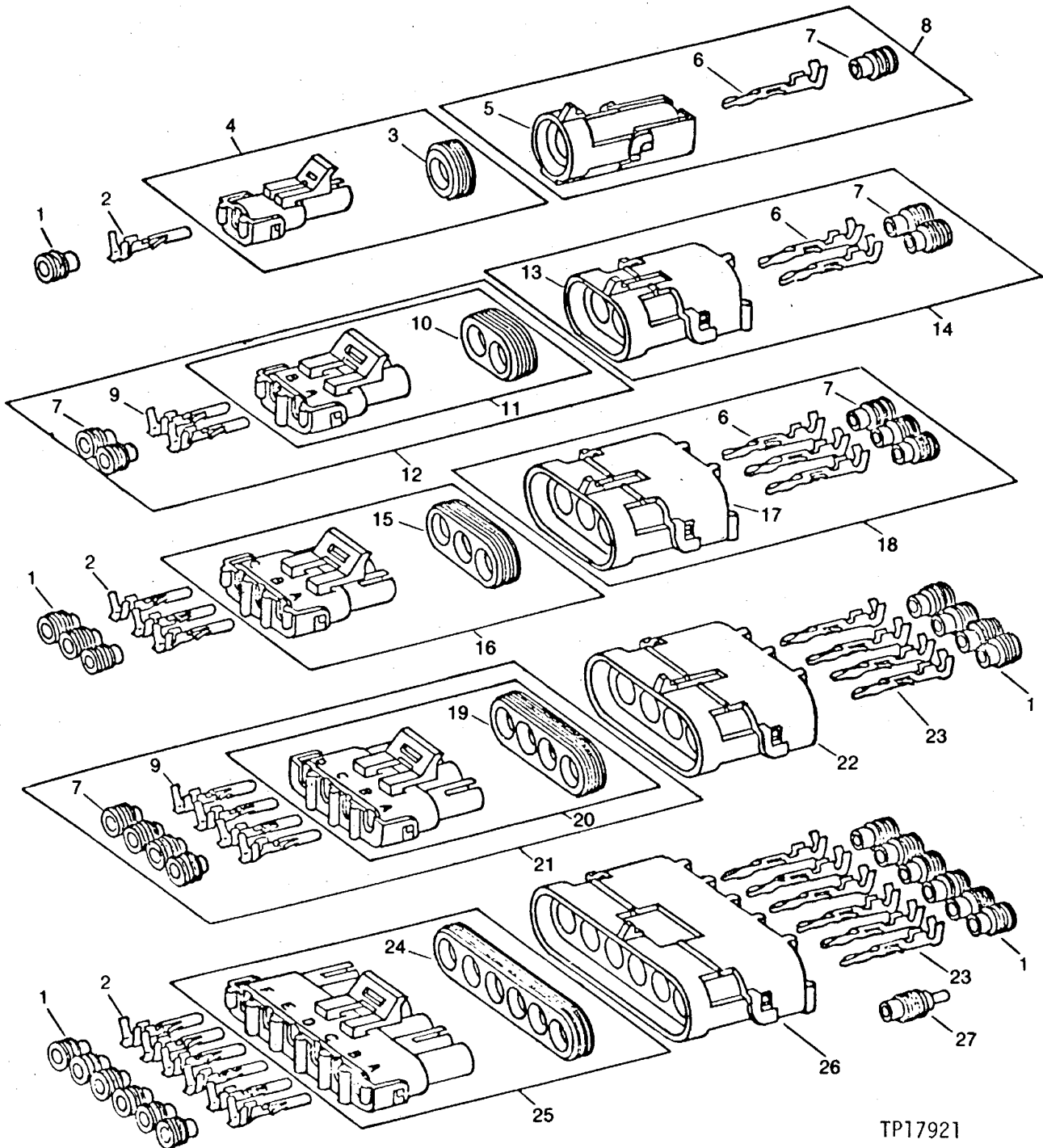
ELECTRICAL SYSTEM

ATTACHMENT MODE KIT

KEY	PART NO.	PART NAME	QTY	SERIAL NO.	REMARKS
1	AT179453	BRACKET	1		
2	12M7065	LOCK WASHER	2	8.100 MM (0.319")	
3	19M7932	CAP SCREW	2	M8 X 16	
4	AT179454	VALVE	1		
5	AP33668	SWITCH	1		
6	TH102536	DRAIN PLUG	1		
6A	M800650	PACKING	1		
7	TH109285	PIPE PLUG	4		
	CH11570	O-RING	4	13.800 X 2.400 MM (0.543" X 0.094")	
8	12M7066	LOCK WASHER	2	10.200 MM (0.402")	
9	19M7662	CAP SCREW	2	M10 X 30	
10	AT179455	WIRING HARNESS	1		
11	H77698	TIE BAND	3	(USE WHERE NEEDED)	
20	AT179452	KIT	1		

TP17921 -UN-01JAN94

WEATHERPACK TERMINALS AND CONNECTORS



TP17921

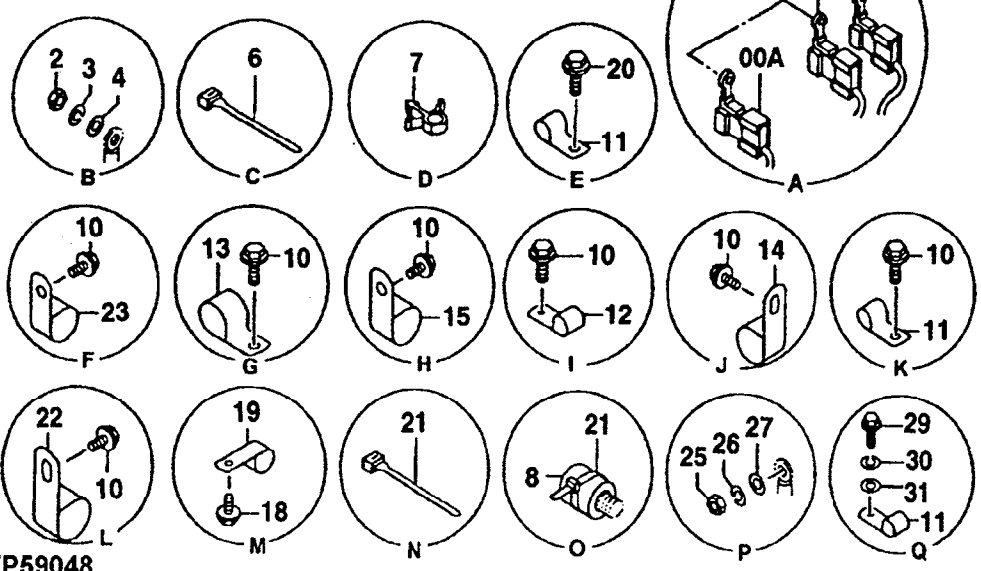
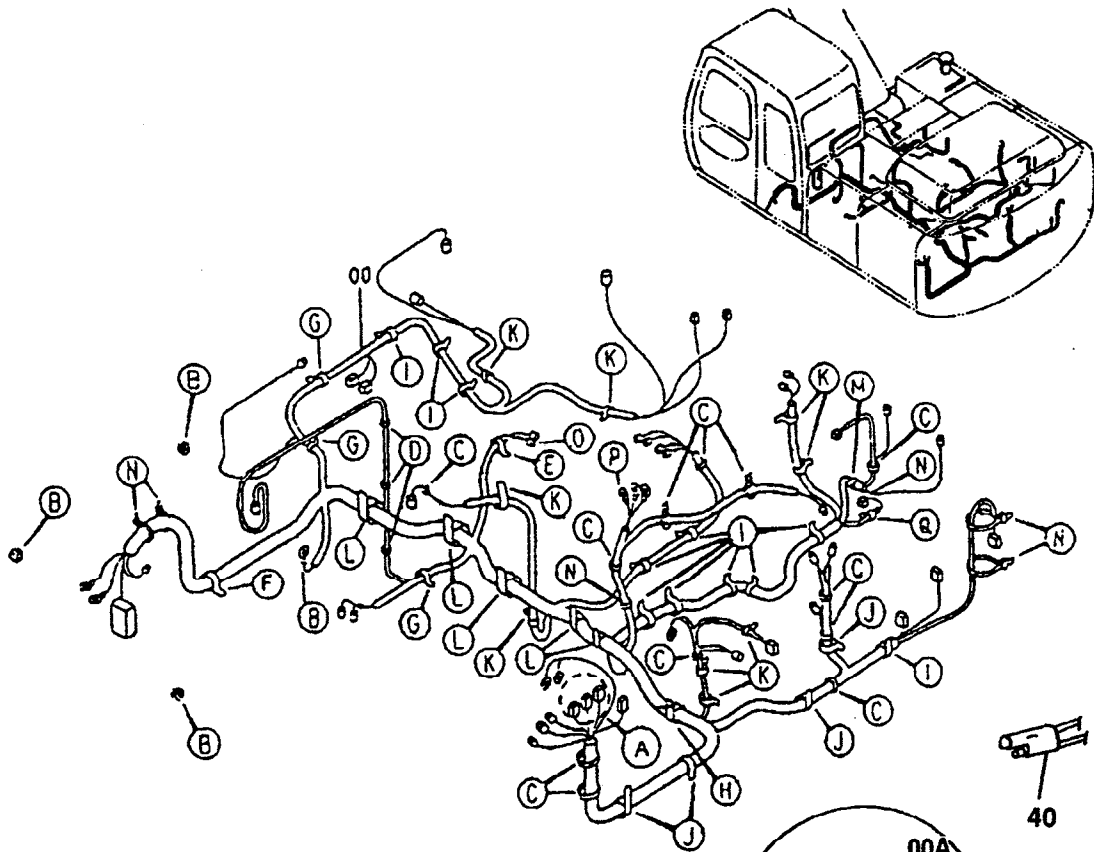
ELECTRICAL SYSTEM

WEATHERPACK TERMINALS AND CONNECTORS

KEY	PART NO.	PART NAME	QTY	SERIAL NO.	REMARKS
1	R78063	TERMINAL NIPPLE	1	(PKG. OF 40)	(16 GA. WIRE) (GRAY)
	R78059	ELECTRICAL PLUG	1	(PKG. OF 40)	(18 OR 20 GA. WIRE) (GREEN)
	R78062	TERMINAL NIPPLE	1	(PKG. OF 40)	(14 GA. WIRE) (BLUE)
2	R78057	SOCKET CONTACT	1	(PKG. OF 40)	(18 OR 20 GA. WIRE) (NO. 19)
	R78060	SOCKET CONTACT	1	(PKG. OF 40)	(14 OR 16 GA. WIRE) (NO. 15)
3	R78047	SEAL	1	(PKG. OF 5)	
4	RE12362	CONNECTOR	1	(PKG. OF 3)	
5	R78052	PIN CONTACT CONNECTOR BODY	1	(PKG. OF 3)	
6	R78061	PIN CONTACT	1	(PKG. OF 40)	(14 OR 16 GA. WIRE) (NO. 15)
7	R78063	TERMINAL NIPPLE	1	(PKG. OF 40)	(16 GA. WIRE) (GRAY)
8	RE12334	CONNECTOR	1		
9	R78060	SOCKET CONTACT	1	(PKG. OF 40)	(14 OR 16 GA. WIRE) (NO. 15)
10	R78048	TERMINAL NIPPLE	1	(PKG. OF 5)	
11	RE12363	CONNECTOR	1	(PKG. OF 3)	
12	RE12331	CONNECTOR	1		
13	R78053	PIN CONTACT CONNECTOR BODY	1	(PKG. OF 3)	
14	RE12330	CONNECTOR	1		
15	R78049	SEAL	1	(PKG. OF 5)	
16	RE12364	SOCKET CONT.CONNECTOR BODY	1	(PKG. OF 3)	
17	R78054	PIN CONTACT CONNECTOR BODY	1	(PKG. OF 3)	
18	RE12332	CONNECTOR	1		
19	R78050	SEAL	1	(PKG. OF 5)	
20	RE12365	CONNECTOR	1	(PKG. OF 2)	
21	RE12333	CONNECTOR	1		
22	R78055	PIN CONTACT CONNECTOR BODY	1	(PKG. OF 2)	
23	R78061	PIN CONTACT	1	(PKG. OF 40)	(14 OR 16 GA. WIRE) (NO. 15)
	R78058	PIN CONTACT	1	(PKG. OF 40)	(18 OR 20 GA. WIRE) (NO. 19)
24	R78051	SEAL	1	(PKG. OF 5)	
25	RE12366	CONNECTOR	1	(PKG. OF 2)	
26	R78056	PIN CONTACT CONNECTOR BODY	1	(PKG. OF 2)	
27	R78064	ELECTRICAL PLUG	1	(PKG. OF 40)	

TP59048 -UN-23APR98

ELECTRIC PARTS



TP59048

ELECTRICAL SYSTEM

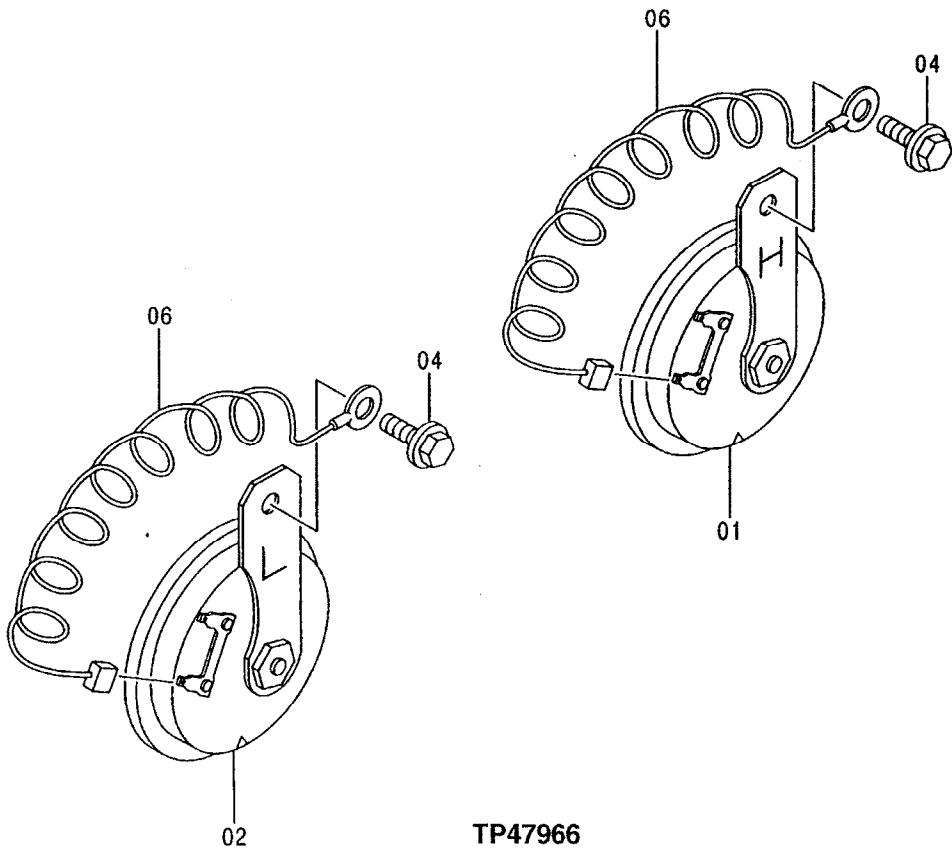
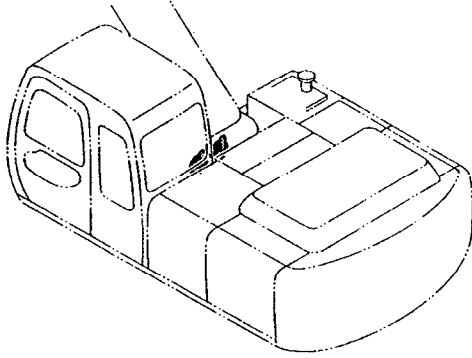
ELECTRIC PARTS

KEY	PART NO.	PART NAME	QTY	SERIAL NO.	REMARKS
0	AT218180	WIRING HARNESS	1		
0A	AT160982	FUSE	2		(FUSIBLE LINK - 40 AMP - GREEN)
0B	AT200499	FUSE	1		(FUSIBLE LINK - 60 AMP - YELLOW)
0C	AT179476	DIODE	1		(NOT ILLUSTRATED) (COMPONENT OF MAIN WIRE HARNESS) (PLASTIC CONNECTOR CONTAINS 5 DIODES) (1-KEYSWITCH, 1-SWING STOP CUSHION SOLENOID, 1-GRIP SOLENOID, 1-FUEL SHUTOFF SOLENOID, 1-OPTIONAL EQUIPMENT)
2	14M7274	NUT	4		M10
3	12M7066	LOCK WASHER	4		10.200 MM (0.402")
4	24M7028	WASHER	4		10.500 X 20 X 2 MM (0.413" X 0.787" X 0.079")
6	H77698	TIE BAND	12		(SUB FOR M88199)
7	AT213895	CLIP	3		
8	TH108591	CAP	1		
10	12M7066	LOCK WASHER	AR		10.200 MM (0.402")
	19M7938	CAP SCREW	AR		M10 X 20
11	TH109649	CLIP	11		
12	TH108598	CLIP	11		
13	TH108460	CLIP	3		
14	T32854	CLAMP	4		
15	T24432	CLAMP	1		
18	19M8425	CAP SCREW	1		M6 X 16
	12M7006	LOCK WASHER	1		6.100 MM (0.240")
19	AT154911	CLAMP	1		
20	AT200005	BOLT	1		
21	H77698	TIE BAND	7		
22	TH108459	CLIP	5		
23	AT121321	HOSE CLAMP	1		
25	14M7297	NUT	1		M5
26	12M7064	LOCK WASHER	1		5.100 MM (0.201")
27	24M7027	WASHER	1		5.300 X 10 X 1 MM (0.209" X 0.394" X 0.039")
29	AT219486	BOLT	2		(TRAVEL ALARM MOUNTING)
30	12M7065	LOCK WASHER	2		8.100 MM (0.319")
31	24M7055	WASHER	2		8.400 X 16 X 1.600 MM (0.331" X 0.630" X 0.063")
40	AT172578	WIRING HARNESS	1		(DIODE) (USED TO PROTECT AGAINST VOLTAGE SPIKES)

TP47966

-UN-21MAY96

HORN



TP47966

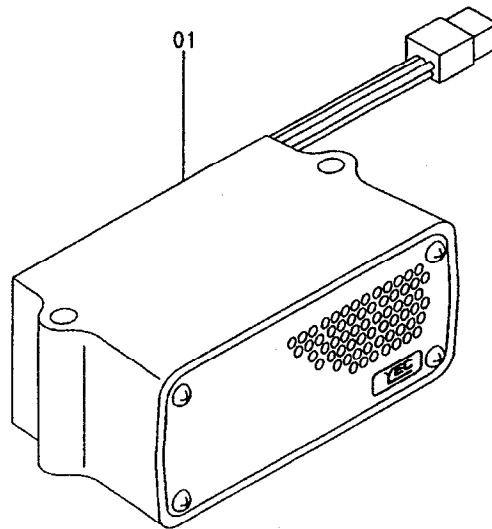
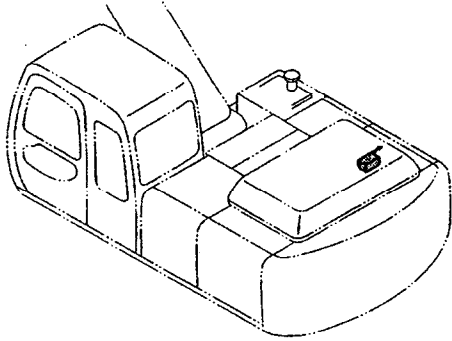
ELECTRICAL SYSTEM

HORN

KEY	PART NO.	PART NAME	QTY	SERIAL NO.	REMARKS
1	AT64237	HORN	1		
2	AT64237	HORN	1		
4	12M7065	LOCK WASHER	2		8.100 MM (0.319")
	19M7163	CAP SCREW	2		M8 X 25
	24M7055	WASHER	2		8.400 X 16 X 1.600 MM (0.331" X 0.630" X 0.063")
6	AT154213	WIRING HARNESS	2		

TP48101 -UN-05AUG96

TRAVEL MOTION ALARM



TP48101

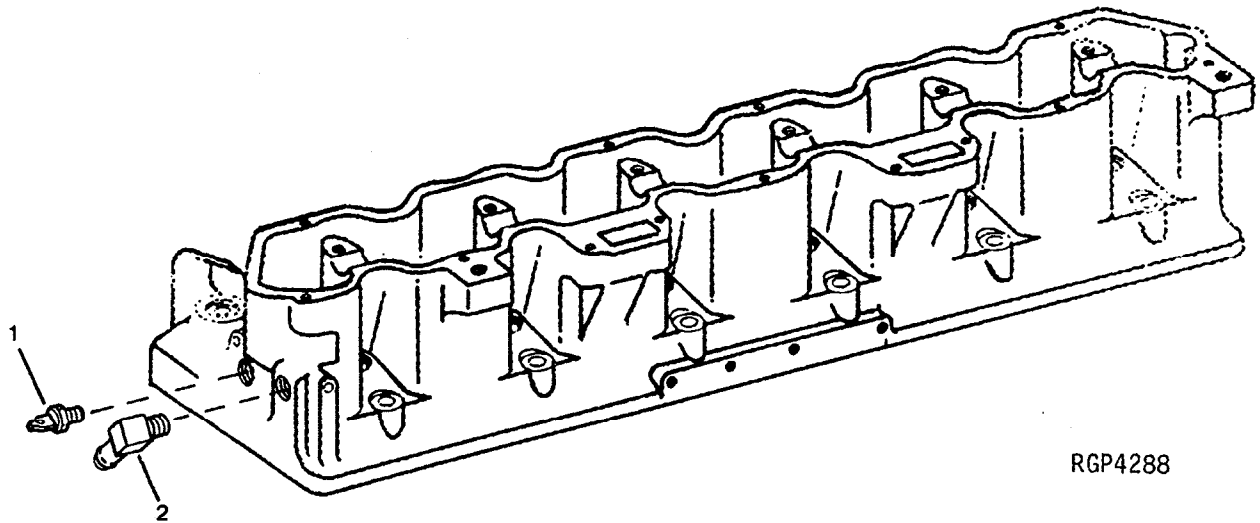
ELECTRICAL SYSTEM

TRAVEL MOTION ALARM

KEY	PART NO.	PART NAME	QTY	SERIAL NO.	REMARKS
1	AT154966	ALARM SYSTEM	1		

ENGINE TEMPERATURE SWITCH

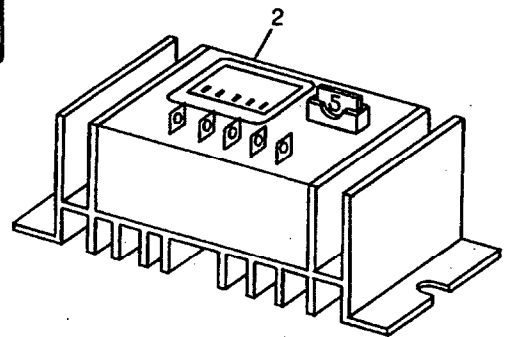
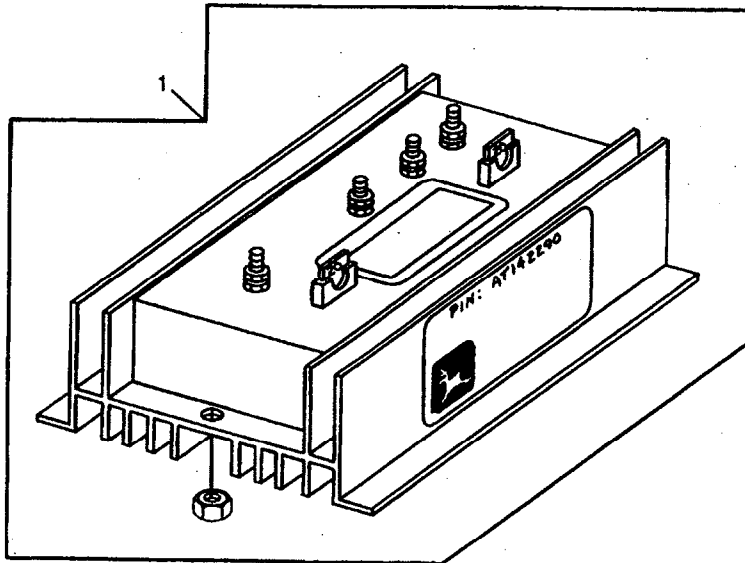
RGP4288 -UN-15NOV94



KEY	PART NO.	PART NAME	QTY	ENGINE SERIAL NO.	REMARKS
1	AR87693	SWITCH	1		
2	H63773	THREADED NIPPLE	1		

CONVERTER
(24-VOLT TO 12-VOLT)

TP32780 -UN-01JAN94

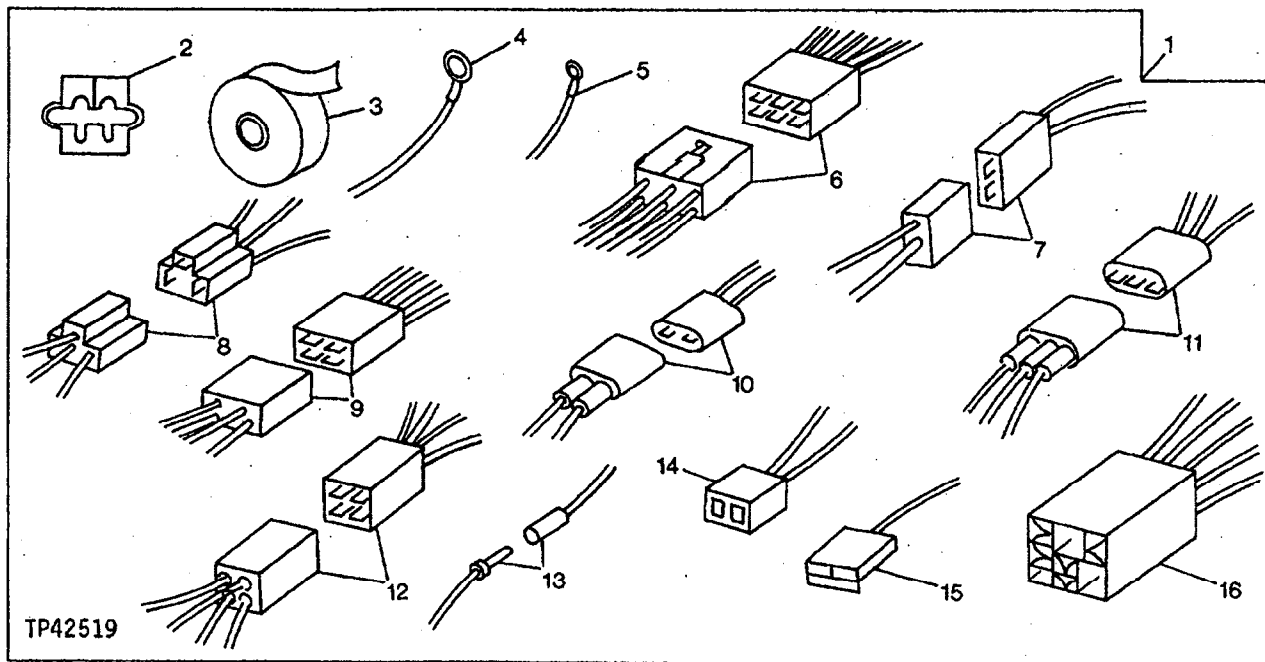


TP32780

KEY	PART NO.	PART NAME	QTY	SERIAL NO.	REMARKS
1	AT142288	CONVERTER	1		(10/20 AMP - 24/12 VOLT)
2	AT164676	CONVERTER	1		(5 AMP - 24/12 VOLT)

TP42519 -UN-01JAN94

WIRING HARNESS KIT

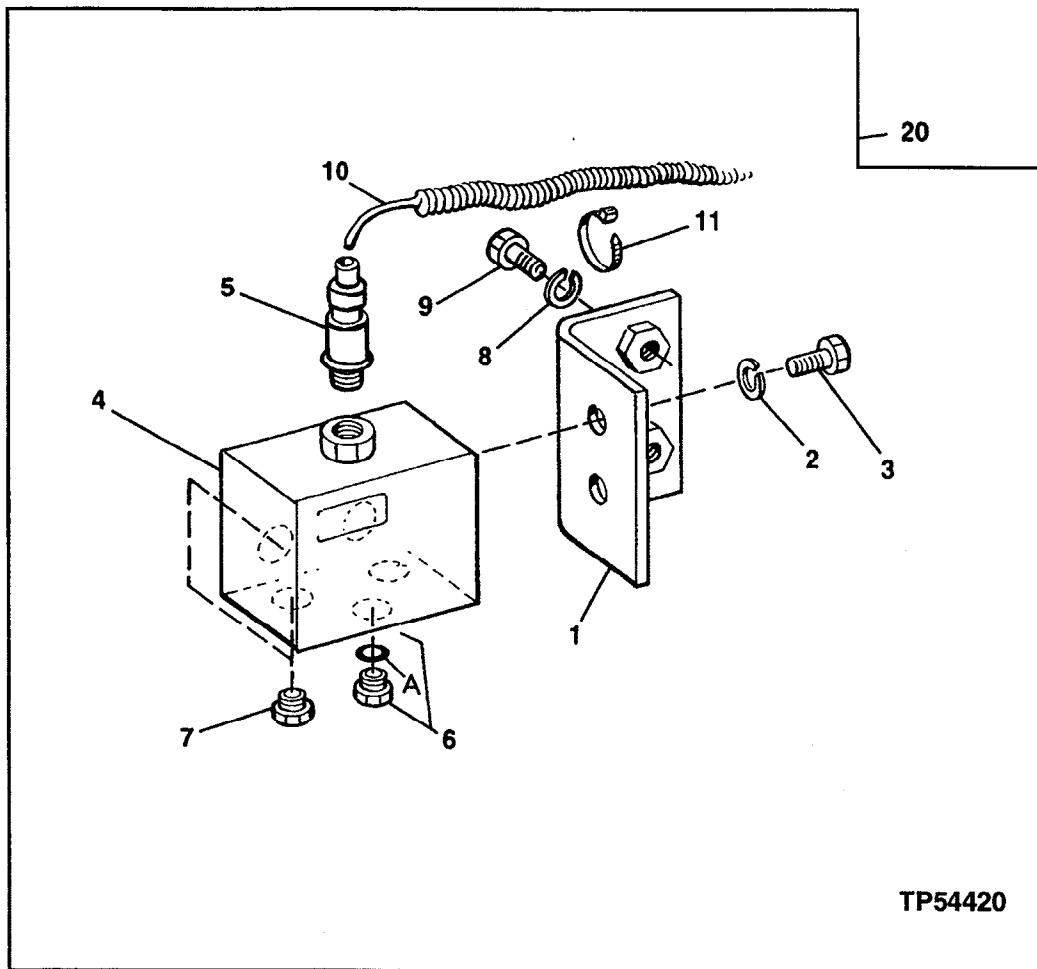


KEY	PART NO.	PART NAME	QTY	SERIAL NO.	REMARKS
1	AT160368	KIT	1		
2	CONNECTOR	100		
3	TAPE	1		(BLACK)
4	EYELET	2		
5	EYELET	2		
6	CONNECTOR	1		(6 WIRES)
7	CONNECTOR	1		(2 WIRES)
8	CONNECTOR	1		(3 WIRES)
9	CONNECTOR	1		(4 WIRES)
10	CONNECTOR	4		(2 WIRES)
11	CONNECTOR	2		(3 WIRES)
12	CONNECTOR	1		(4 WIRES)
13	CONNECTOR	2		(BULLET)
14	CONNECTOR	3		
15	CONNECTOR	2		
16	CONNECTOR	2		(5 WIRES)

MEMORANDA

TP54420 -UN-20NOV96

ATTACHMENT MODE KIT



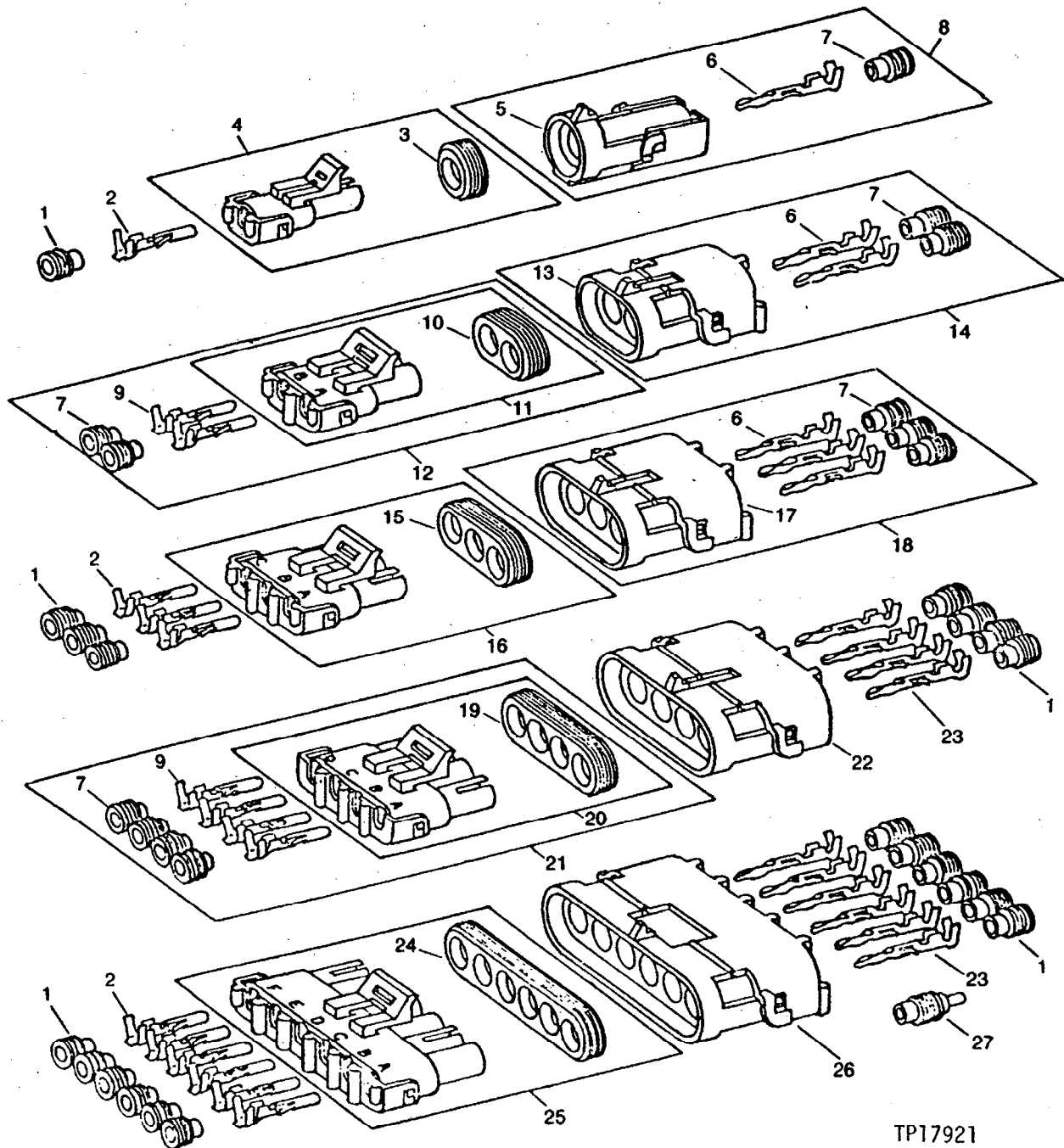
ELECTRICAL SYSTEM

ATTACHMENT MODE KIT

KEY	PART NO.	PART NAME	QTY	SERIAL NO.	REMARKS
1	AT179453	BRACKET	1		
2	12M7065	LOCK WASHER	2		8.100 MM (0.319")
3	19M7932	CAP SCREW	2		M8 X 16
4	AT179454	VALVE	1		
5	AP33668	SWITCH	1		
6	TH102536	DRAIN PLUG	1		
6A	M800650	PACKING	1		
7	TH109285	PIPE PLUG	4		
	CH11570	O-RING	4		13.800 X 2.400 MM (0.543" X 0.094")
8	12M7066	LOCK WASHER	2		10.200 MM (0.402")
9	19M7662	CAP SCREW	2		M10 X 30
10	AT179455	WIRING HARNESS	1		
11	H77698	TIE BAND	3		(USE WHERE NEEDED)
20	AT179452	KIT	1		

TP17921 -UN-01JAN94

WEATHERPACK TERMINALS AND CONNECTORS



TP17921

ELECTRICAL SYSTEM

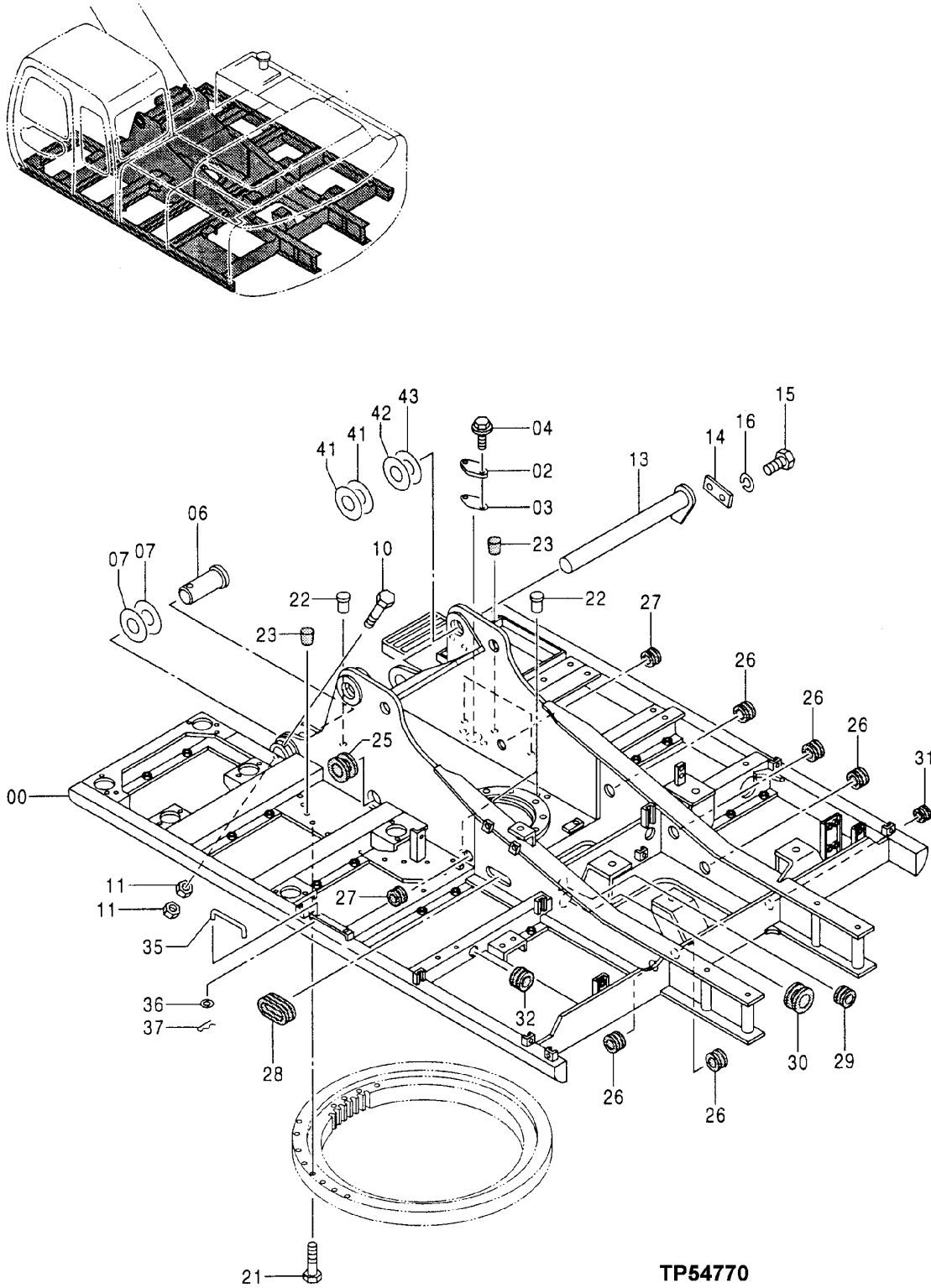
WEATHERPACK TERMINALS AND CONNECTORS

KEY	PART NO.	PART NAME	QTY	SERIAL NO.	REMARKS
1	R78063	TERMINAL NIPPLE	1		(PKG. OF 40) (16 GA. WIRE) (GRAY)
	R78059	ELECTRICAL PLUG	1		(PKG. OF 40) (18 OR 20 GA. WIRE) (GREEN)
	R78062	TERMINAL NIPPLE	1		(PKG. OF 40) (14 GA. WIRE) (BLUE)
2	R78057	SOCKET CONTACT	1		(PKG. OF 40) (18 OR 20 GA. WIRE) (NO. 19)
	R78060	SOCKET CONTACT	1		(PKG. OF 40) (14 OR 16 GA. WIRE) (NO. 15)
3	R78047	SEAL	1		(PKG. OF 5)
4	RE12362	CONNECTOR	1		(PKG. OF 3)
5	R78052	PIN CONTACT CONNECTOR BODY	1		(PKG. OF 3)
6	R78061	PIN CONTACT	1		(PKG. OF 40) (14 OR 16 GA. WIRE) (NO. 15)
7	R78063	TERMINAL NIPPLE	1		(PKG. OF 40) (16 GA. WIRE) (GRAY)
8	RE12334	CONNECTOR	1		
9	R78060	SOCKET CONTACT	1		(PKG. OF 40) (14 OR 16 GA. WIRE) (NO. 15)
10	R78048	TERMINAL NIPPLE	1		(PKG. OF 5)
11	RE12363	CONNECTOR	1		(PKG. OF 3)
12	RE12331	CONNECTOR	1		
13	R78053	PIN CONTACT CONNECTOR BODY	1		(PKG. OF 3)
14	RE12330	CONNECTOR	1		
15	R78049	SEAL	1		(PKG. OF 5)
16	RE12364	SOCKET CONT.CONNECTOR BODY	1		(PKG. OF 3)
17	R78054	PIN CONTACT CONNECTOR BODY	1		(PKG. OF 3)
18	RE12332	CONNECTOR	1		
19	R78050	SEAL	1		(PKG. OF 5)
20	RE12365	CONNECTOR	1		(PKG. OF 2)
21	RE12333	CONNECTOR	1		
22	R78055	PIN CONTACT CONNECTOR BODY	1		(PKG. OF 2)
23	R78061	PIN CONTACT	1		(PKG. OF 40) (14 OR 16 GA. WIRE) (NO. 15)
	R78058	PIN CONTACT	1		(PKG. OF 40) (18 OR 20 GA. WIRE) (NO. 19)
24	R78051	SEAL	1		(PKG. OF 5)
25	RE12366	CONNECTOR	1		(PKG. OF 2)
26	R78056	PIN CONTACT CONNECTOR BODY	1		(PKG. OF 2)
27	R78064	ELECTRICAL PLUG	1		(PKG. OF 40)

ORDER REPAIR AND REPLACEMENT PARTS FROM SECTION 1740 USING JOHN DEERE CAGE CODE 1J955.

TP54770 -UN-28MAY97

MAIN FRAME



TP54770

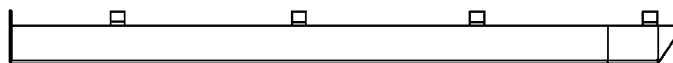
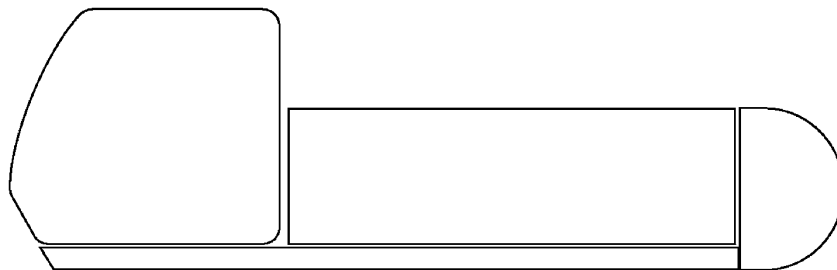
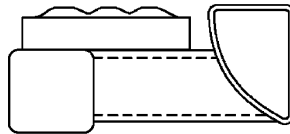
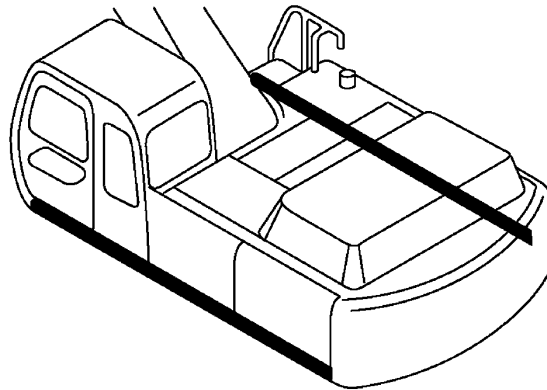
FRAME, CHASSIS OR SUPPORTING STRUCTURE

MAIN FRAME

KEY	PART NO.	PART NAME	QTY	SERIAL NO.	REMARKS
0	AT218126	MAIN FRAME	1		(CONVENIENCE ASSEMBLY)
2	AT154929	COVER	1		
3	AT130379	GASKET	1		
4	19M7402	CAP SCREW	2	M10 X 25	
	12M7066	LOCK WASHER	2	10.200 MM (0.402")	
	24M7028	WASHER	2	10.500 X 20 X 2 MM (0.413" X 0.787" X 0.079")	
6	AT217788	PIN	2		
7	TH106307	WASHER	4		
10	AT213881	CAP SCREW	2	M20 X 165	
11	14M7277	NUT	4	M20	
13	AT155544	PIN	1		
14	TH109401	PLATE	1		
15	AT217705	BOLT	2		
16	AT213605	SPRING WASHER	2		
21	AT217706	BOLT	30		
22	AT217769	PIN	3		
23	99M7010	PLUG	2		
25	TH109399	GROMMET	1		
26	TH108205	GROMMET	5		
27	AT155274	GROMMET	2		
28	AT200467	BUSHING	1		
29	AT155271	GROMMET	1		
30	TH109398	GROMMET	1		
31	TH111369	GROMMET	1		
32	TH109396	GROMMET	1		
35	AT213884	ROD	1		
36	24M7055	WASHER	1	8.400 X 16 X 1.600 MM (0.331" X 0.630" X 0.063")	
37	H132922	COTTER PIN	1		
41	TH102423	WASHER	2	105 X 200 X 1.200 MM (4.134" X 7.874" X 0.047")	
42	TH102422	WASHER	1	105 X 200 X 2.300 MM (4.134" X 7.874" X 0.091")	
43	TH102421	WASHER	1	105 X 200 X 3.200 MM (4.134" X 7.874" X 0.126")	

TP66939 -UN-27OCT99

RUBRAIL



1
2

TP66939

FRAME, CHASSIS OR SUPPORTING STRUCTURE

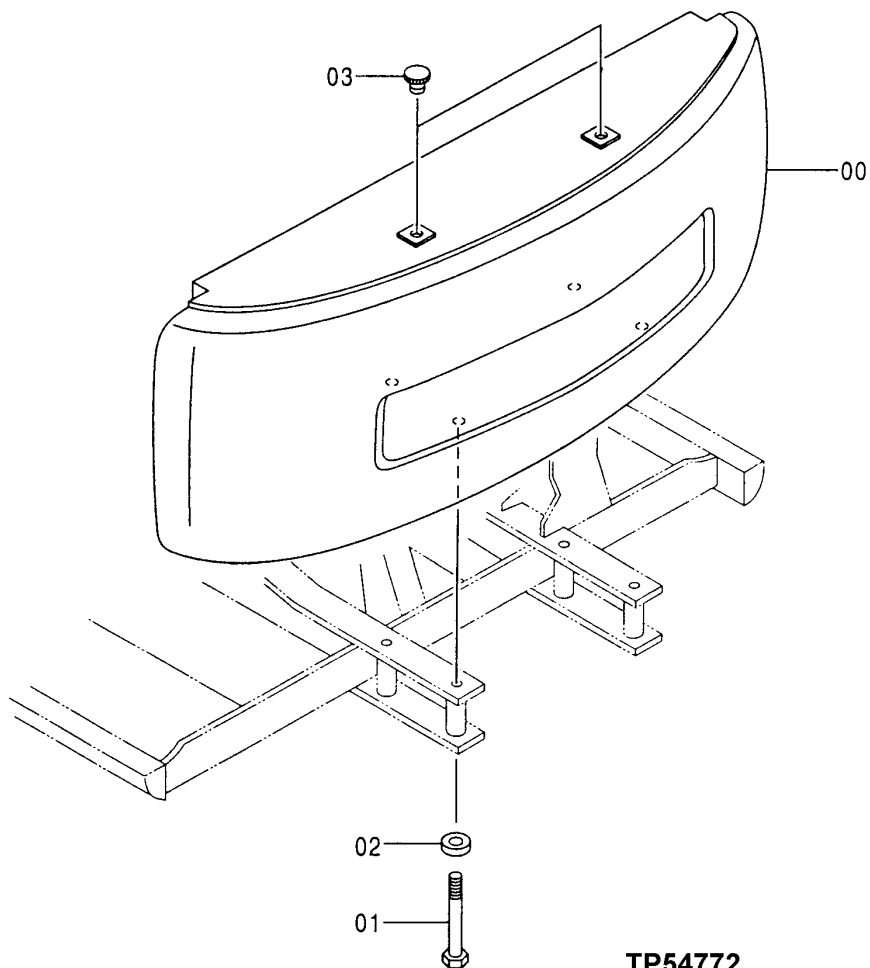
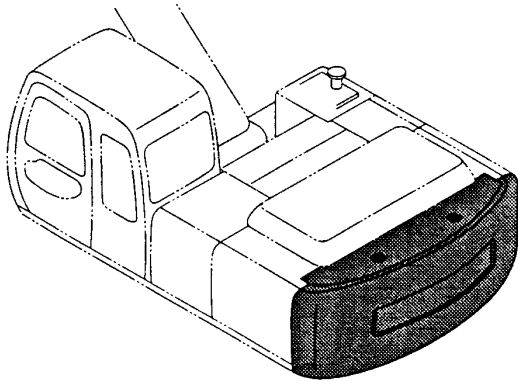
RUBRAIL

KEY	PART NO.	PART NAME	QTY	SERIAL NO.	REMARKS
1	303157	RAIL	1		LH, GR MANUFACTURING PART, ORDER DIRECTLY FROM GR MANUFACTURING
2	303158	RAIL	1		RH, GR MANUFACTURING PART, ORDER DIRECTLY FROM GR MANUFACTURING

TP54772

-UN-03JUN97

COUNTERWEIGHT (230LCR ONLY)



TP54772

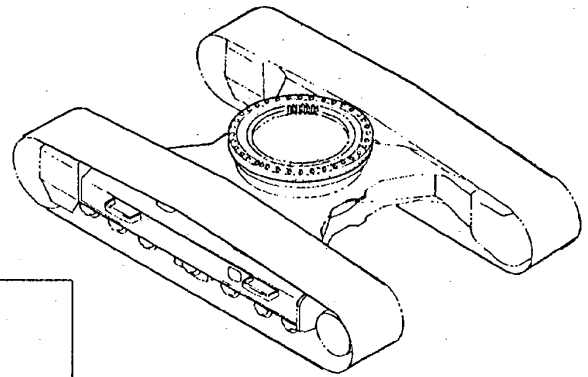
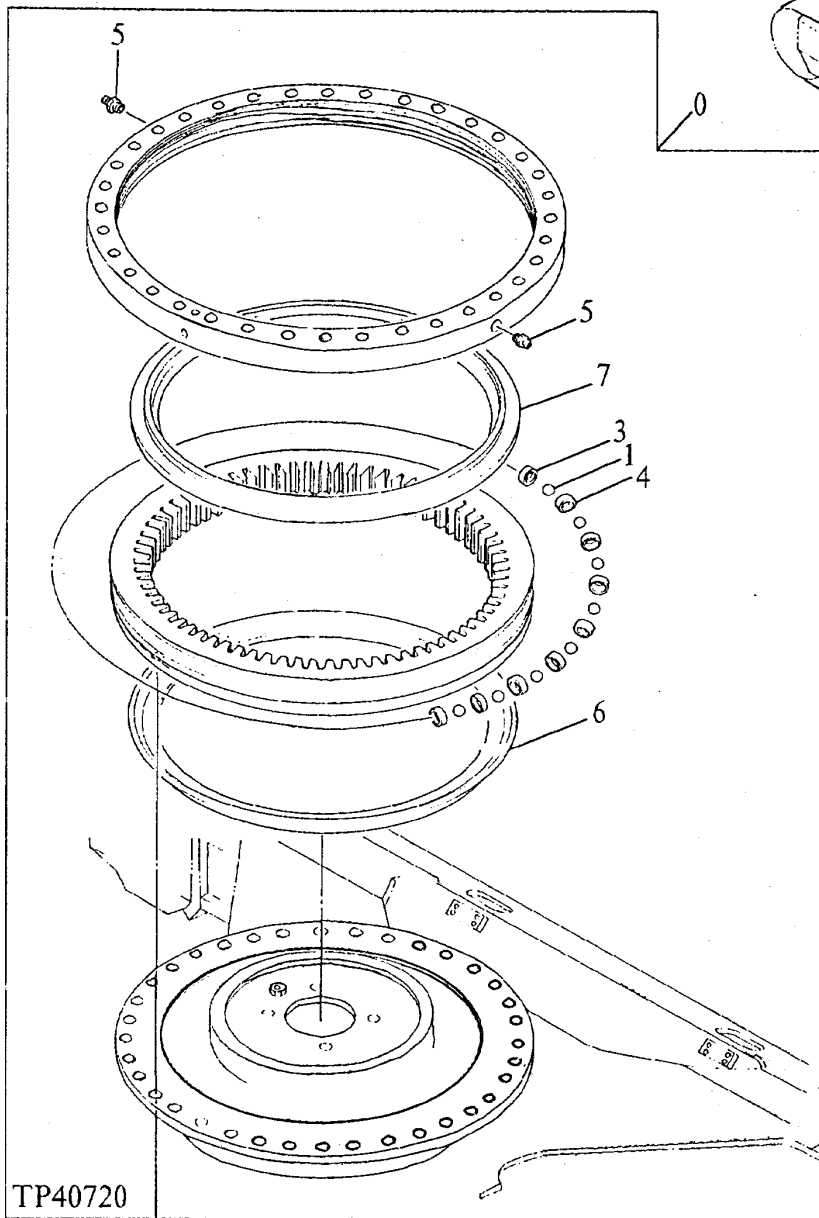
FRAME, CHASSIS OR SUPPORTING STRUCTURE

COUNTERWEIGHT (230LCR ONLY)

KEY	PART NO.	PART NAME	QTY	SERIAL NO.	REMARKS
0	AT218127	COUNTERWEIGHT	1		(CONVENIENCE ASSEMBLY)
1	TH111859	BOLT	4		M30 X 350
2	TH103498	BUSHING	4		31 X 60 X 16 MM (1.220" X 2.362" X 0.630")
3	TH102874	CAP	2		

TP40720 -UN-01JAN94

SWING BEARING



FRAME, CHASSIS OR SUPPORTING STRUCTURE

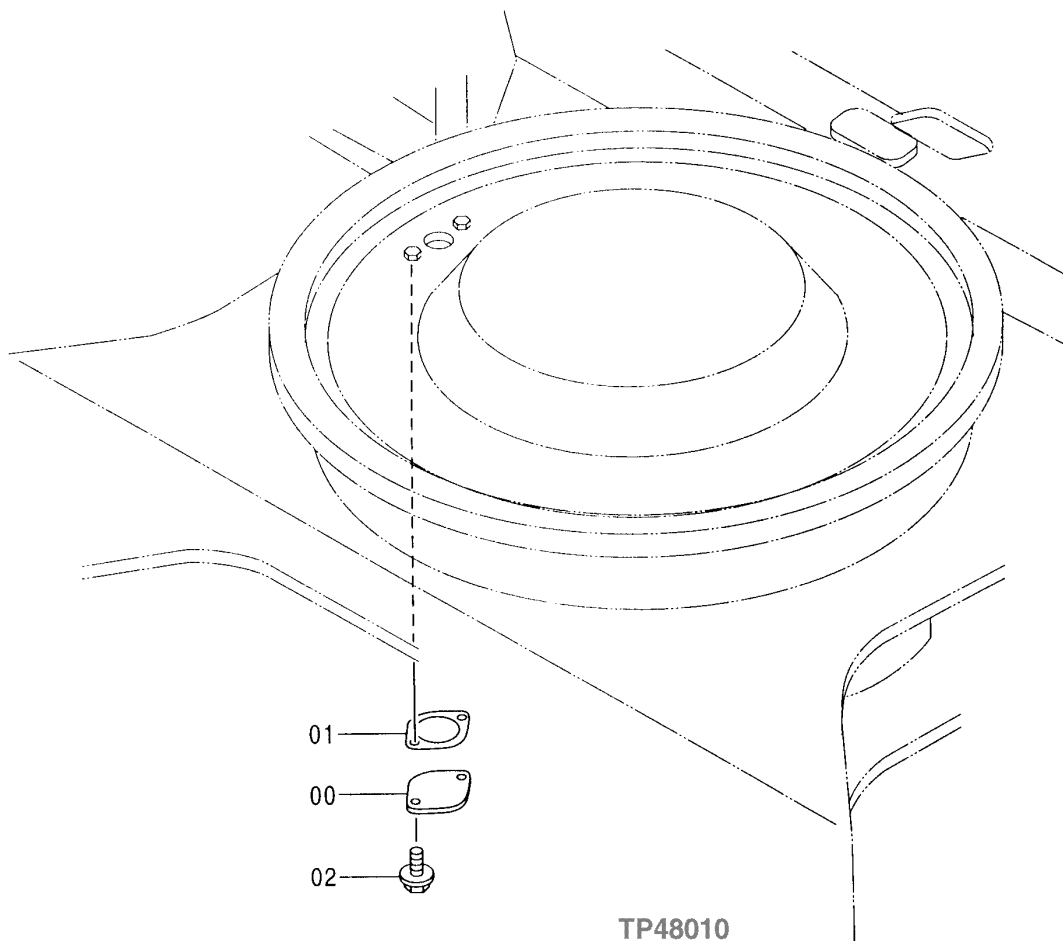
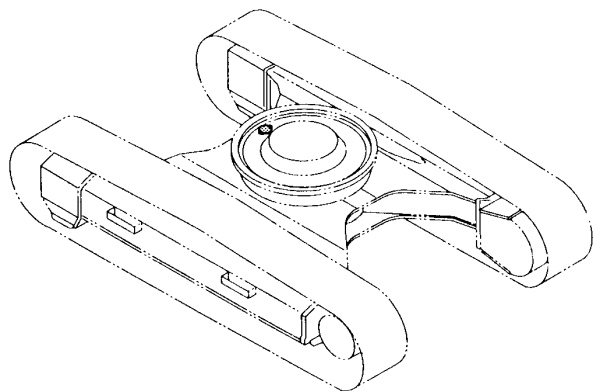
SWING BEARING

KEY	PART NO.	PART NAME	QTY	SERIAL NO.	REMARKS
0	AT178566	SWING BEARING	1		
1	AT174890	BALL	90		
3	TH102260	SPACER	82		
4	TH102261	SPACER	8		
5	TH100074	LUBRICATION FITTING	2		
6	SEAL	1		(MAKE FROM AT131732 CUT TO LENGTH) (ALSO ORDER TY21517 AND AT66866)
	TY21517	ADHESIVE	1		(NOT ILLUSTRATED)
	AT66866	FLUID	1		(NOT ILLUSTRATED)
7	SEAL	1		(MAKE FROM AT131732 CUT TO LENGTH) (ALSO ORDER TY21517 AND AT66866)
	TY21517	ADHESIVE	1		(NOT ILLUSTRATED)
	AT66866	FLUID	1		(NOT ILLUSTRATED)
8	AT217784	BOLT	36		
9	AT217702	LOCK WASHER	36		

FRAME, CHASSIS OR SUPPORTING STRUCTURE

TP48010 -UN-28MAY96

GREASE-BATH COVER



TP48010

FRAME, CHASSIS OR SUPPORTING STRUCTURE

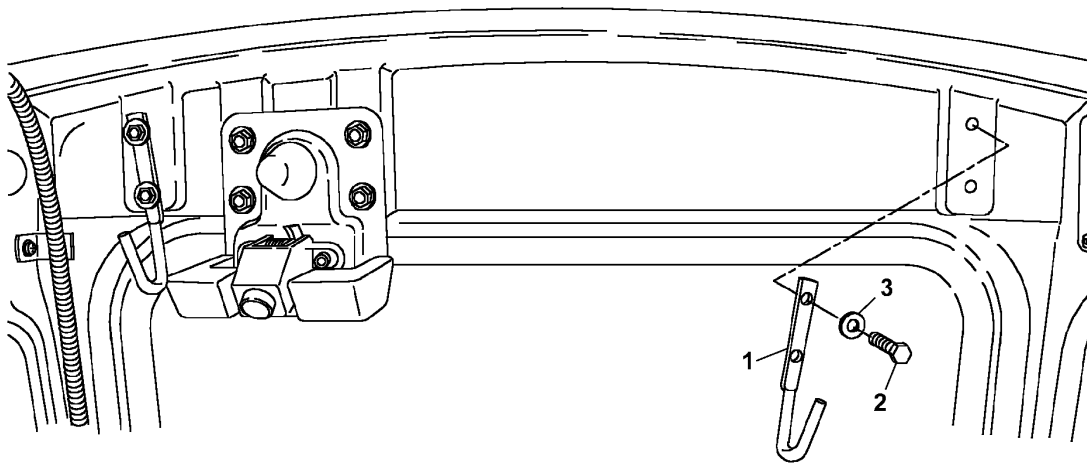
GREASE-BATH COVER

KEY	PART NO.	PART NAME	QTY	SERIAL NO.	REMARKS
0	TH102264	PLATE	1		
1	TH110612	PACKING	1		
2	12M7066	LOCK WASHER	2	10.200 MM (0.402")	
	19M7402	CAP SCREW	2	M10 X 25	

ORDER REPAIR AND REPLACEMENT PARTS FROM SECTION 1801A-1830 USING JOHN DEERE CAGE CODE 1J955.

TP61512 -UN-16APR99

J HOOKS



TP61512

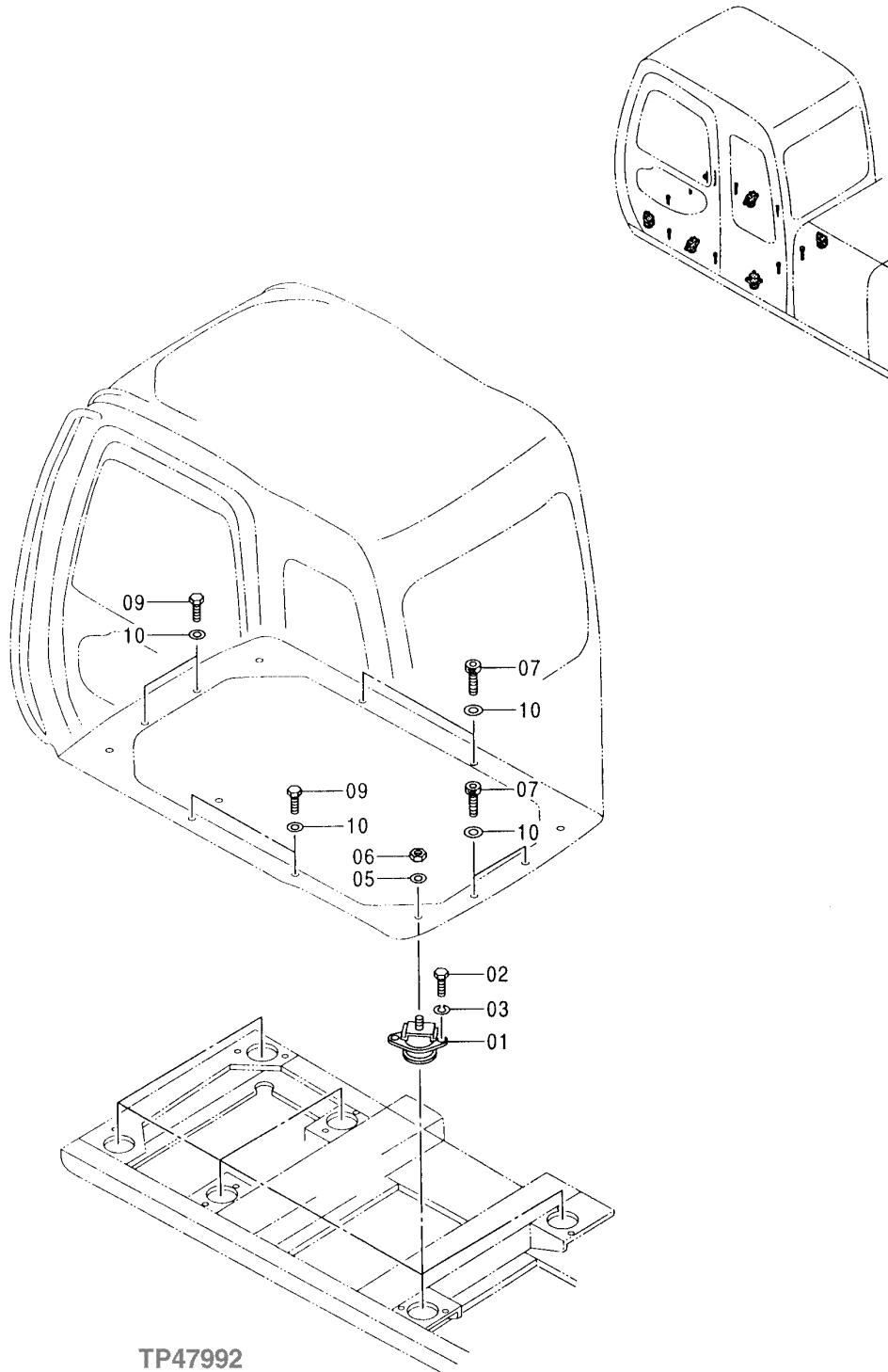
OPERATOR'S STATION

J HOOKS

KEY	PART NO.	PART NAME	QTY	SERIAL NO.	REMARKS
1	AT186110	HOOK	2		
2	19M8425	CAP SCREW	4	M6 X 16	
3	24H1290	WASHER	4	21/64" X 3/4" X 0.035"	

TP47992 -UN-22MAY96

CAB MOUNTING



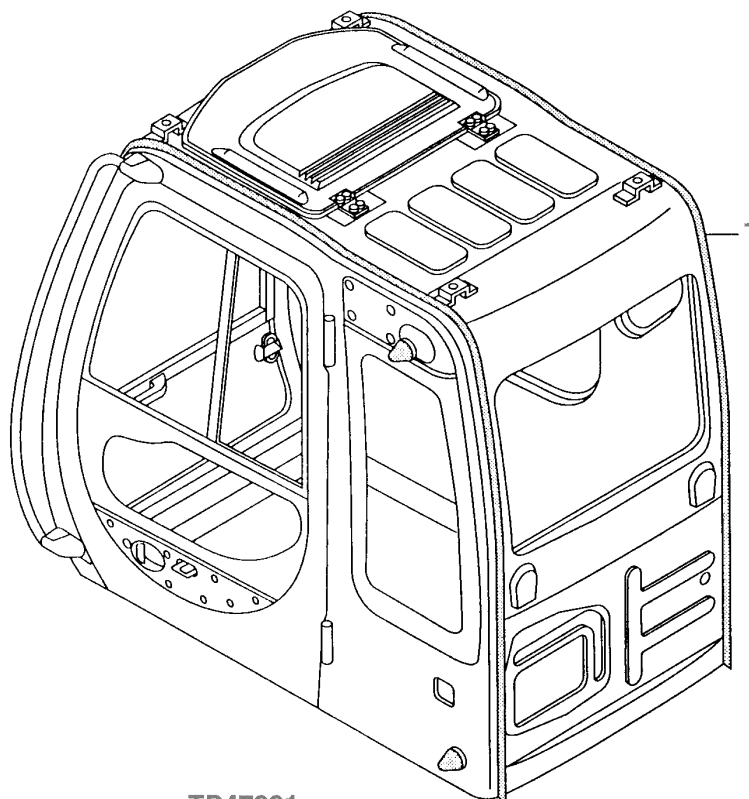
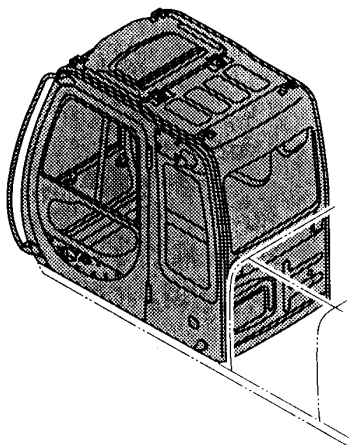
CAB MOUNTING

KEY	PART NO.	PART NAME	QTY	SERIAL NO.	REMARKS
1	AT176229	RUBBER MOUNT	6		
2	AT202462	BOLT	12	M12 X 35	
3	12H301	LOCK WASHER	12	12.700 MM (1/2")	
5	24M7338	WASHER	6	17 X 30 X 3 MM (0.669" X 1.181" X 0.118")	
6	14M7328	LOCK NUT	6	M16	
7	19M8337	SCREW	4	M10 X 30	
9	19M7662	CAP SCREW	4	M10 X 30	
10	24M7346	WASHER	8	11 X 20 X 2 MM (0.433" X 0.787" X 0.079")	

TP47991

-UN-22MAY96

CAB



TP47991

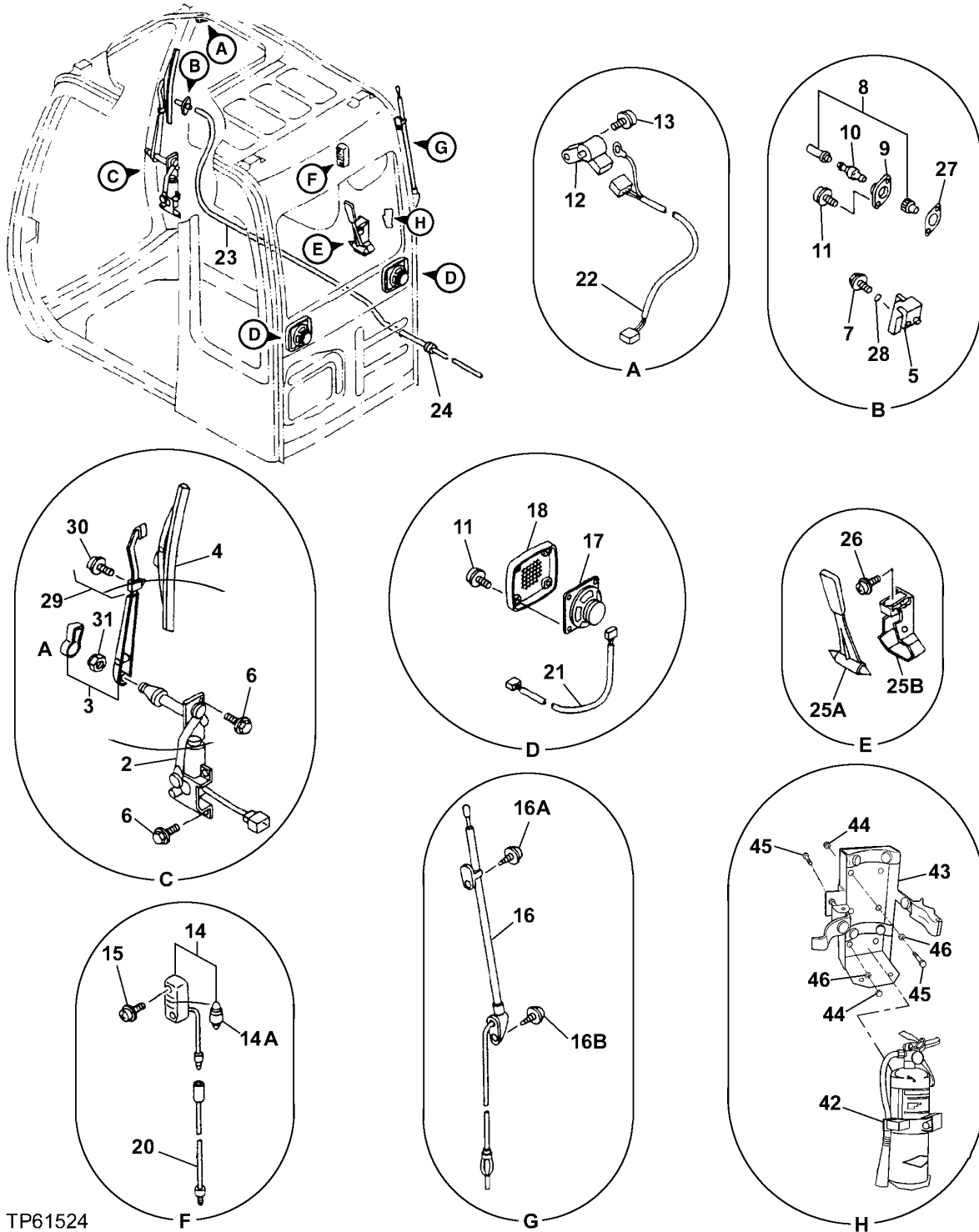
OPERATOR'S STATION

CAB

KEY	PART NO.	PART NAME	QTY	SERIAL NO.	REMARKS
1	AT215570	CAB	1		(SEE FOLLOWING PAGES FOR COMPONENTS)

TP61524 -UN-15APR99

CAB COMPONENTS



TP61524

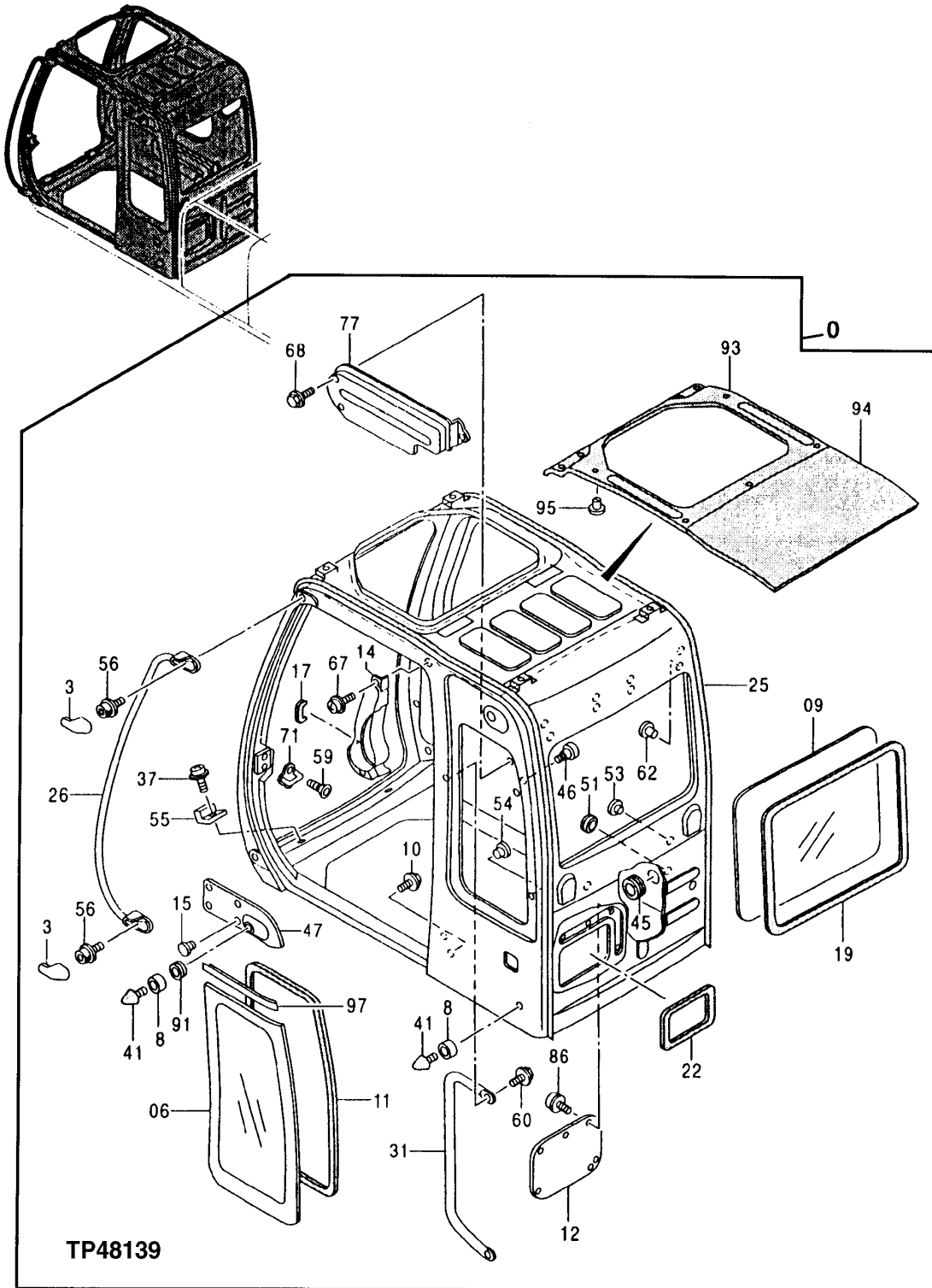
OPERATOR'S STATION

CAB COMPONENTS

KEY	PART NO.	PART NAME	QTY	SERIAL NO.	REMARKS
0	AT215570	CAB	1		(CONTAINS ALL PARTS LISTED ON THIS PAGE - ADDITIONAL COMPONENTS LISTED ON FOLLOWING PAGES)
2	AT214054	WIPER MOTOR	1		
3	AT214055	WIPER ARM	1		
3A	AT183331	COVER	1		
4	AT214056	WIPER BLADE	1		
5	AT214057	RETAINER	1		
6	12M7065	LOCK WASHER	5		8.100 MM (0.319")
	19M7162	CAP SCREW	5		M8 X 16
7	AT214304	SCREW, WITH WASHER	1		
8	AT214042	NOZZLE	1		
9	AT214043	ADAPTER	1		
10	AT214041	VALVE	1		
11	AT214316	SCREW	10		
12	AT182625	SWITCH	1		(SUB FOR AT214059) (ALSO ORDER AT182626)
13	19M7700	CAP SCREW	1		M5 X 10
	24M7348	WASHER	1		5.500 X 10 X 1 MM (0.217" X 0.394" X 0.039")
	12M7064	LOCK WASHER	1		5.100 MM (0.201")
14	TH108567	LAMP	1		
14A	TH108568	BULB	1		
15	21M7265	SCREW	2		M5 X 12
16	AT154352	ANTENNA	1		
16A	AT131864	SCREW	1		
16B	AT131865	SCREW	1		
17	AT214007	SPEAKER	2		
18	AT214017	GRILLE	2		
20	AT214060	WIRING HARNESS	1		
21	AT214061	WIRING HARNESS	2		
22	AT182626	WIRING HARNESS	1		(SUB FOR AT214062) (ALSO ORDER AT182625)
23	AT214063	HOSE	1		
24	AT154413	GROMMET	2		
25A	T158020	HAMMER	1		
25B	T158021	BRACKET	1		
26	19M7372	CAP SCREW	2		M5 X 16
	24M7348	WASHER	2		5.500 X 10 X 1 MM (0.217" X 0.394" X 0.039")
	12M7064	LOCK WASHER	2		5.100 MM (0.201")
27	AT214058	GASKET	1		
28	AT154150	O-RING	1		5.800 X 1.900 MM (0.228" X 0.075")
29	AT214277	WIPER ARM	1		
30	AT218189	BOLT	1		
31	14M7273	NUT	1		
42	AT186251	FIRE EXTINGUISHER	1		(TYPE I)
43	AT186258	BRACKET	1		(TYPE I)
44	14M7426	LOCK NUT	4		(TYPE I)
45	19M7922	CAP SCREW	4		(TYPE I)
46	24M7207	WASHER	4		(TYPE I)

TP48139 -UN-12AUG96

CAB COMPONENTS



OPERATOR'S STATION

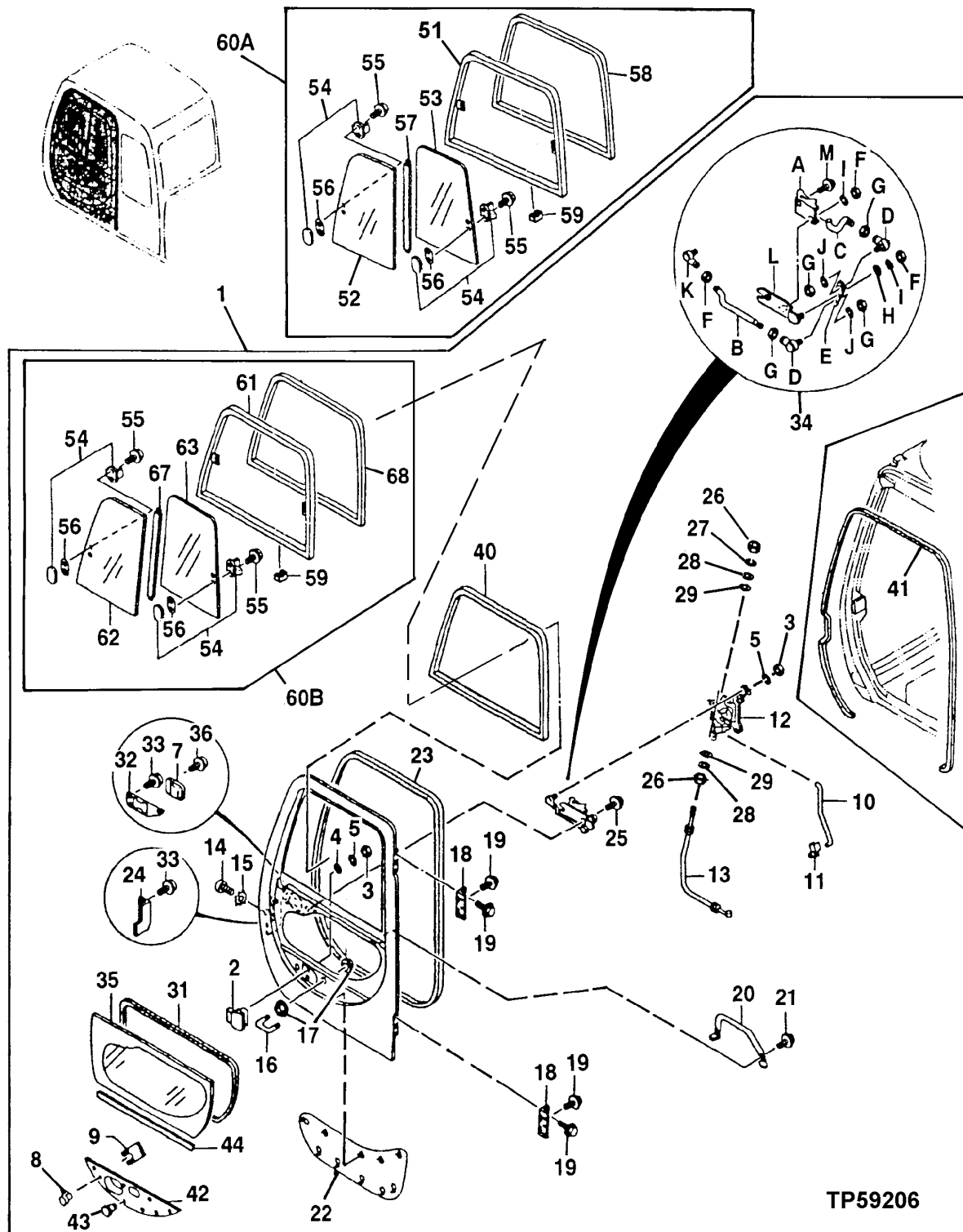
CAB COMPONENTS

KEY	PART NO.	PART NAME	QTY	SERIAL NO.	REMARKS
0	AT215570	CAB	1		(CONTAINS ALL ITEMS ON THIS PAGE - ADDITIONAL COMPONENTS LISTED ON PREVIOUS AND FOLLOWING PAGES)
3	AT214082	COVER	2		
6	AT215569	WINDOWPANE	1		
8	AT214071	SPACER	2		
9	AT215124	WINDOWPANE	1		
10	19M8425	CAP SCREW	1	M6 X 16	
	12M7006	LOCK WASHER	1	6.100 MM (0.240")	
	24H1287	WASHER	1	7.137 X 15.875 X 1.651 MM (9/32" X 5/8" X 0.065")	
11	AT218190	SEAL	1		(SUB FOR AT214289, THIS APPLICATION)
12	AT214080	COVER	1		
14	AT214075	COVER	1		
15	AT214158	CLIP	1		
17	AT214076	ISOLATOR	1		
19	AT214067	WEATHERSTRIP	1		
22	AT214095	WEATHERSTRIP	1		
25	AT214084	ISOLATOR	1		
26	AT214081	HANDRAIL	1		
31	AT214127	HANDRAIL	1		
37	21M7246	SCREW	2	M6 X 16	
	24M7293	WASHER	2	6.500 X 13 X 1.600 MM (0.256" X 0.512" X 0.063")	
	12M7006	LOCK WASHER	2	6.100 MM (0.240")	
41	TH108668	STOP	2		
45	AT214078	GROMMET	1		
46	AT157057	HOOK	1		
47	AT214069	PANEL	1		
51	AT214079	GROMMET	1		
53	AT214286	PLUG	2		
54	AT214128	PLUG	1		
55	AT214173	ISOLATOR	2		
56	AT214083	SCREW	2		
59	AT200584	SCREW	2		
60	AT214305	SCREW, WITH WASHER	2		
62	AT214287	CLIP	8		
67	21M7246	SCREW	3	M6 X 16	
	24M7293	WASHER	3	6.500 X 13 X 1.600 MM (0.256" X 0.512" X 0.063")	
	12M7006	LOCK WASHER	3	6.100 MM (0.240")	
68	AT214308	SCREW, WITH WASHER	3		
71	AT214129	STRIKER	1		
77	AT214077	COVER	1		
86	AT213611	SCREW, WITH WASHER	11		
91	AT214288	GROMMET	1		
93	AT214065	HEADLINER	1		
94	AT214064	HEADLINER	1		
95	AT214117	CLIP	12		
97	AT214070	ISOLATOR	1		

TP59206

-UN-06JUL98

CAB COMPONENTS



TP59206

OPERATOR'S STATION

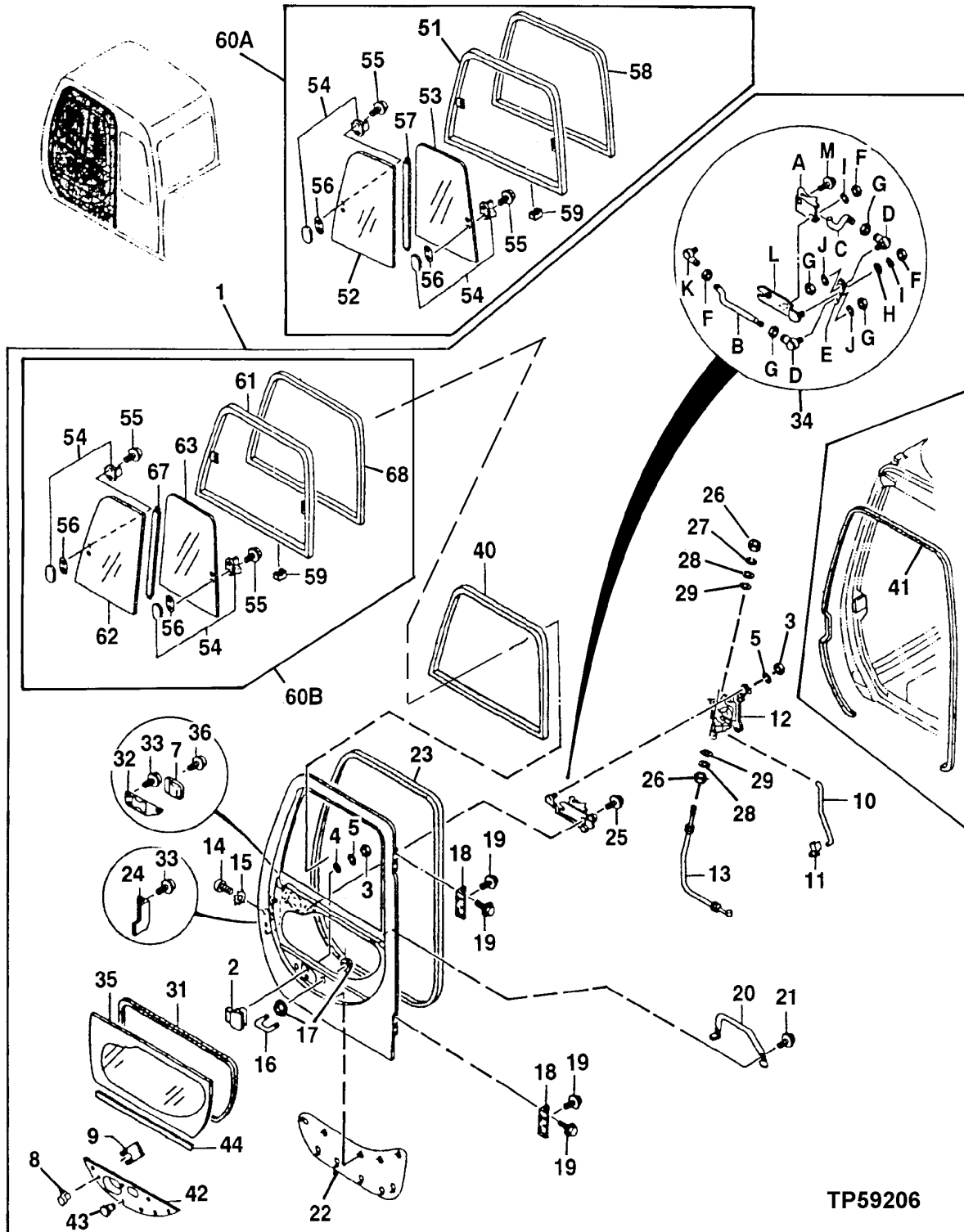
CAB COMPONENTS

KEY	PART NO.	PART NAME	QTY	SERIAL NO.	REMARKS
0	AT215570	CAB	1		(NOT ILLUSTRATED) (CONTAINS ALL ITEMS ON THIS PAGE - ADDITIONAL COMPONENTS LISTED ON PREVIOUS AND FOLLOWING PAGES)
1	AT215574	DOOR	1		
2	AT214145	HANDLE	1		
3	14M7272	NUT	3	M6	
4	24M7054	WASHER	2		6.400 X 12 X 1.600 MM (0.252" X 0.472" X 0.063")
5	12M7006	LOCK WASHER	3		6.100 MM (0.240")
7	AT214133	COVER	1		
8	AT176789	LOCK	1		
	AT147803	KEY	1		(H800) (NOT ILLUSTRATED)
9	AT214290	CLIP	1		
10	AT214143	ROD	1		
11	AT214291	RETAINER	1		
12	AT214131	LOCK	1		
13	AT214142	CABLE	1		
14	AT213624	SCREW	3		
15	AT214314	WASHER	3		
16	AT214160	U-BOLT	1		
17	AT157068	NUT	4		
18	AT214148	HINGE	2		
19	AT214313	SCREW, WITH WASHER	12		
20	AT214146	HANDRAIL	1		
21	AT214311	SCREW, WITH WASHER	2		
22	AT214147	COVER	1		
23	AT214161	WEATHERSTRIP	1		
24	AT214132	COVER	1		
25	21M7246	SCREW	2	M6 X 16	
	24M7105	WASHER	2		6 X 12 X 1.600 MM (0.236" X 0.472" X 0.063")
	12M7006	LOCK WASHER	2		6.100 MM (0.240")
26	14M7297	NUT	2	M5	
27	12M7064	LOCK WASHER	1		5.100 MM (0.201")
28	24M7027	WASHER	2		5.300 X 10 X 1 MM (0.209" X 0.394" X 0.039")
29	24M7055	WASHER	2		8.400 X 16 X 1.600 MM (0.331" X 0.630" X 0.063")
31	AT218141	SEAL	1		(SUB FOR AT214289, THIS APPLICATION)
32	AT214144	COVER	1		
33	AT213609	SCREW, WITH WASHER	5		

TP59206

-UN-06JUL98

CAB COMPONENTS



TP59206

OPERATOR'S STATION

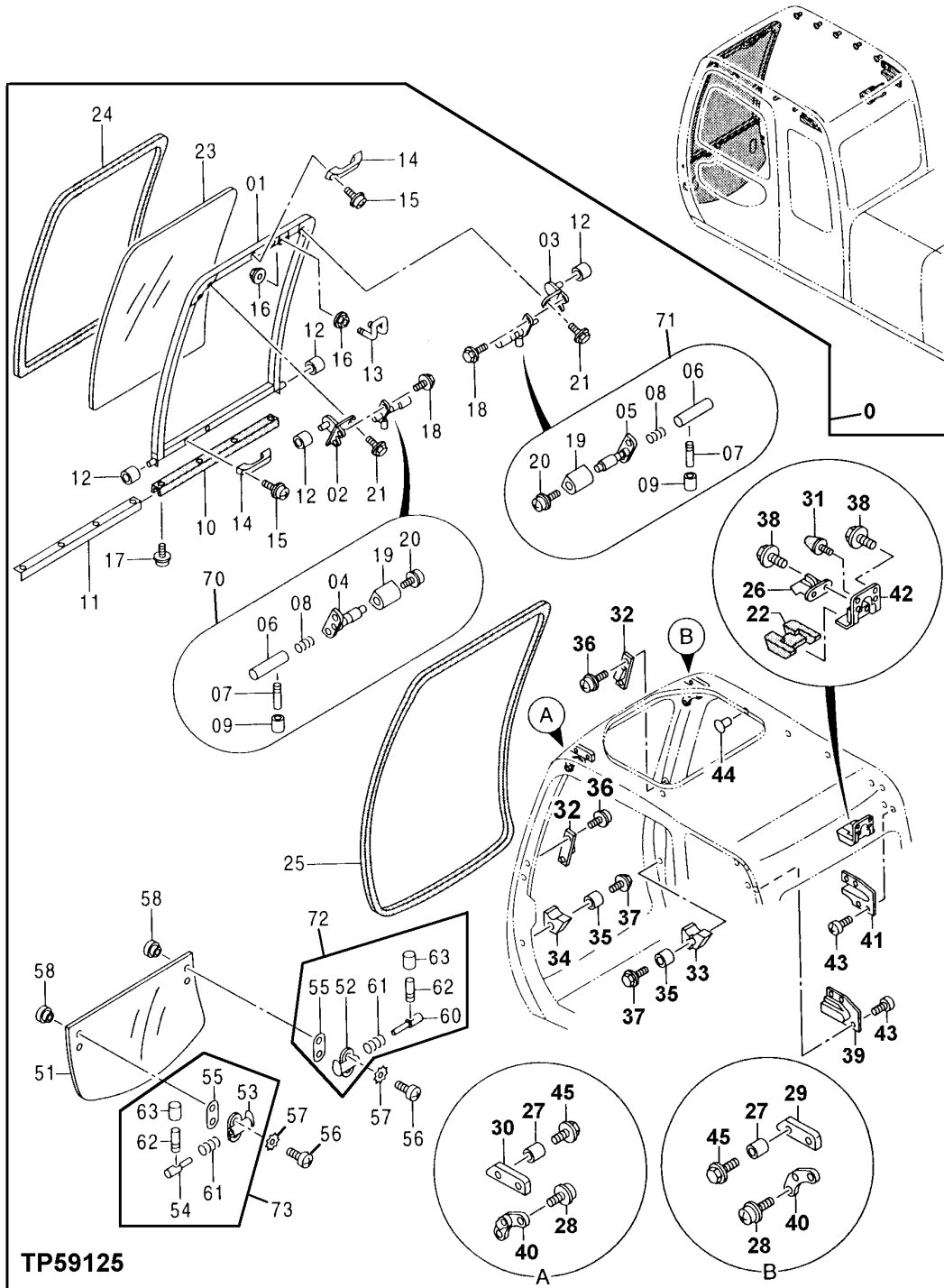
CAB COMPONENTS

KEY	PART NO.	PART NAME	QTY	SERIAL NO.	REMARKS
0	AT215570	CAB	1		(NOT ILLUSTRATED) (CONTAINS ALL ITEMS ON THIS PAGE - ADDITIONAL COMPONENTS LISTED ON PREVIOUS AND FOLLOWING PAGES)
34	AT214134	HANDLE	1		
34A	AT214135	LEVER	1		
34B	AT214136	ROD	1		
34C	AT214137	ROD	1		
34D	AT214138	BALL JOINT	2		
34E	AT214139	STRAP	1		
34F	AT214302	NUT	3		
34G	AT214303	NUT	4		
34H	24M7054	WASHER	1		6.400 X 12 X 1.600 MM (0.252" X 0.472" X 0.063")
34I	12M7006	LOCK WASHER	2		6.100 MM (0.240")
34J	12M7063	LOCK WASHER	2		4.100 MM (0.161")
34K	AT214140	BALL JOINT	1		
34L	AT214141	BRACKET	1		
34M	AT213606	SCREW, WITH WASHER	1		
35	AT215568	WINDOWPANE	1		
36	AT218140	BOLT	1		
40	AT214155	WEATHERSTRIP	1		
41	AT214162	WEATHERSTRIP	1		
42	AT214157	PANEL	1		
43	AT214158	CLIP	7		
44	AT214159	ISOLATOR	1		
51	AT214149	FRAME	1		
52	AT214150	WINDOWPANE	1		
53	AT214151	WINDOWPANE	1		
54	AT214152	LOCK	2		
55	AT213608	SCREW, WITH WASHER	4		
56	AT214292	GASKET	2		
57	AT214154	WEATHERSTRIP	1		
58	AT214153	FRAME	1		
59	AT213799	RETAINER	8		
60A	WINDOW	1		(NOT AVAILABLE FOR SERVICE - ORDER INDIVIDUAL COMPONENTS) (USE IF WINDOW FRONT AND REAR LATCHES ARE LEVEL)
60B	WINDOW	1		(NOT AVAILABLE FOR SERVICE - ORDER INDIVIDUAL COMPONENTS) (USE IF WINDOW FRONT LATCH IS AT A LOWER LEVEL THAN THE REAR LATCH)
61	AT183082	FRAME	1		
62	AT183083	WINDOWPANE	1		
63	AT183084	WINDOWPANE	1		
67	AT183085	WEATHERSTRIP	1		
68	AT183086	FRAME	1		

TP59125

-UN-12MAY98

CAB COMPONENTS



TP59125

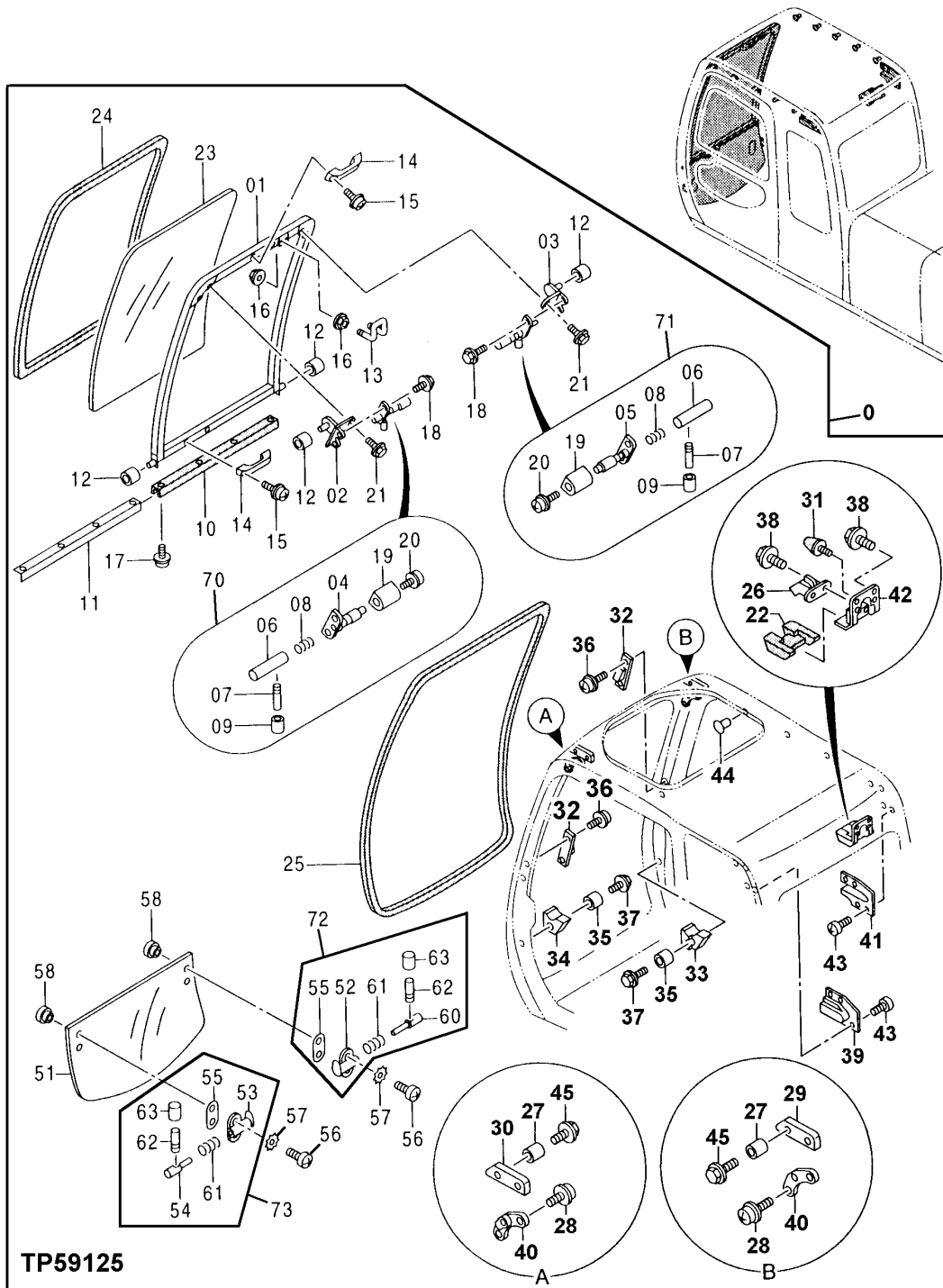
OPERATOR'S STATION

CAB COMPONENTS

KEY	PART NO.	PART NAME	QTY	SERIAL NO.	REMARKS
0	AT215570	CAB	1		(CONTAINS ALL ITEMS ON THIS PAGE - ADDITIONAL COMPONENTS LISTED ON PREVIOUS AND FOLLOWING PAGES)
1	AT214102	FRAME	1		
2	AT214108	BRACKET	1		
3	AT214107	BRACKET	1		
4	AT214106	RETAINER	1		
5	AT214103	RETAINER	1		
6	AT214104	PIN	2		
7	AT156993	LEVER	2		
8	TH106783	SPRING	2		
9	AT156994	COVER	2		
10	AT214111	ISOLATOR	1		
11	AT214112	CHANNEL	1		
12	AT214110	BUSHING	4		
13	AT214109	STRIKER	1		
14	TH108661	HANDLE	2		
15	19M8425	CAP SCREW	4	M6 X 16	
	24M7293	WASHER	4		6.500 X 13 X 1.600 MM (0.256" X 0.512" X 0.063")
	12M7006	LOCK WASHER	4		6.100 MM (0.240")
16	AT157068	NUT	4		
17	AT214301	SCREW	4		
18	AT214311	SCREW, WITH WASHER	4		
19	AT214105	COVER	2		
20	AT213610	SCREW, WITH WASHER	2		
21	AT214312	SCREW, WITH WASHER	4		
22	AT214073	COVER	1		
23	AT214113	WINDOWPANE	1		
24	AT214114	WEATHERSTRIP	1		
25	AT214096	WEATHERSTRIP	1		
26	AT214072	LATCH	1		
27	AT214092	BUSHING	4		
28	AT214297	SCREW, WITH WASHER	4		
29	AT214090	STOP	1		
30	AT214091	STOP	1		

TP59125 -UN-12MAY98

CAB COMPONENTS



OPERATOR'S STATION

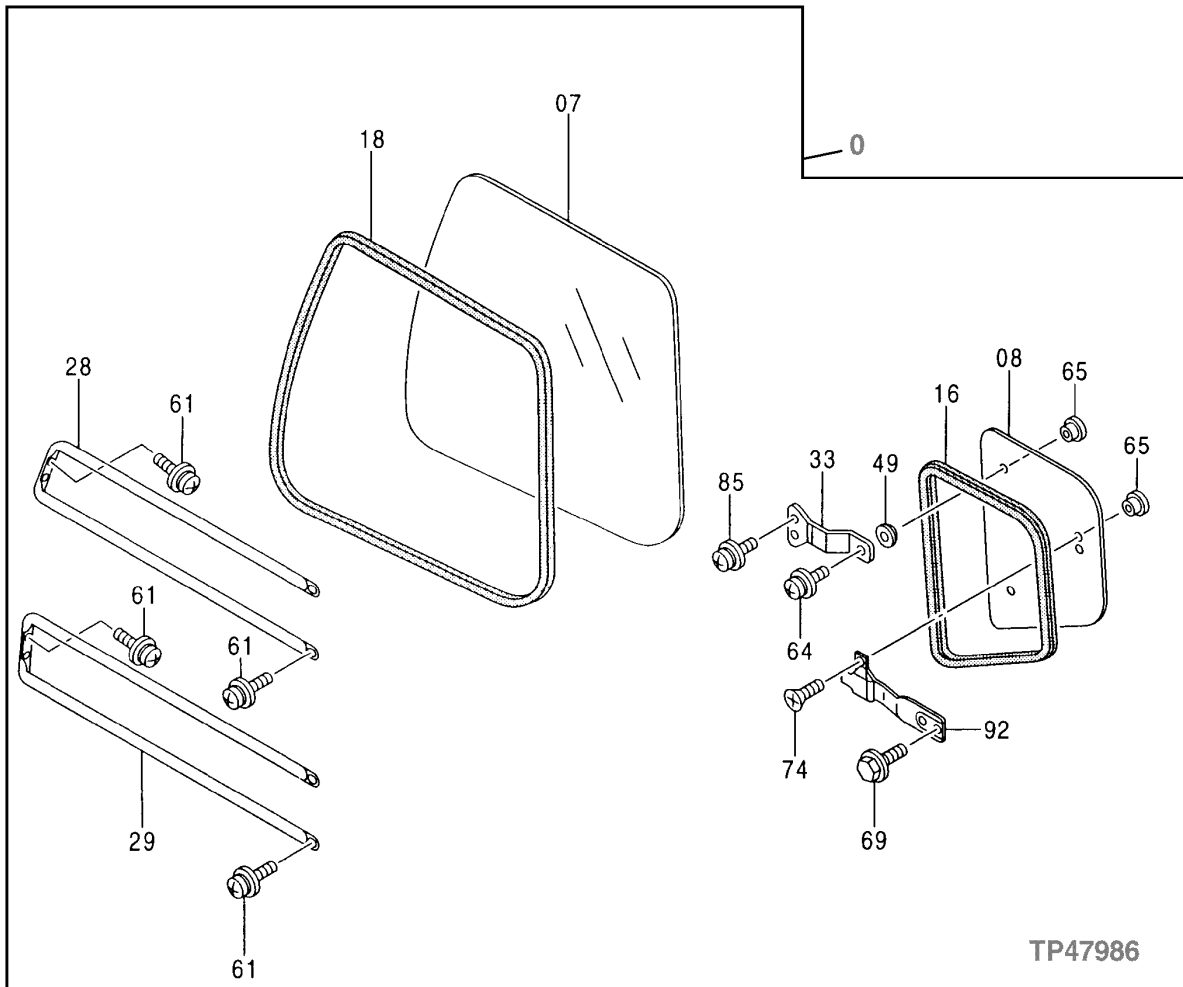
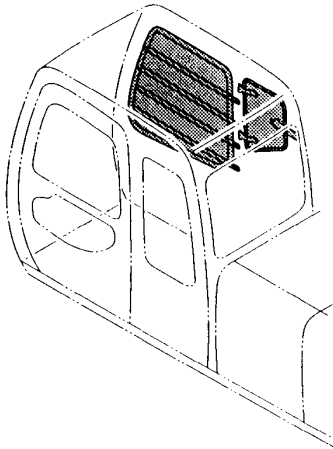
CAB COMPONENTS

KEY	PART NO.	PART NAME	QTY	SERIAL NO.	REMARKS
0	AT215570	CAB	1		(CONTAINS ALL ITEMS ON THIS PAGE - ADDITIONAL COMPONENTS LISTED ON PREVIOUS AND FOLLOWING PAGES)
31	TH108668	STOP	1		
32	AT214088	CATCH	4		
33	AT214085	STOP	1		
34	AT214086	STOP	1		
35	AT214087	BUSHING	2		
36	AT214298	SCREW, WITH WASHER	12		
37	AT214307	SCREW, WITH WASHER	2		
38	AT214308	SCREW, WITH WASHER	6		
39	AT214094	COVER	1		
40	AT214089	GUIDE	2		
41	AT214093	COVER	1		
42	AT214074	BRACKET	1		
43	21M7246	SCREW	8		M6 X 16
	24M7293	WASHER	8		6.500 X 13 X 1.600 MM (0.256" X 0.512" X 0.063")
	12M7006	LOCK WASHER	8		6.100 MM (0.240")
44	AT214287	CLIP	10		
45	AT214310	SCREW, WITH WASHER	4		
51	AT214097	WINDOWPANE	1		
52	AT214098	LATCH	1		
53	AT214100	LATCH	1		
54	TH108626	PIN	1		
55	AT214101	GASKET	2		
56	AT214300	SCREW	4		
57	AT214315	WASHER	4		
58	AT214172	BUSHING	4		
60	AT214099	PIN	1		
61	TH106783	SPRING	2		
62	AT156993	LEVER	2		
63	AT156994	COVER	2		
70	AT182612	LATCH	1		
71	AT182613	LATCH	1		
72	AT182614	LATCH	1		
73	AT182616	LATCH	1		

TP47986

-UN-22MAY96

CAB COMPONENTS



TP47986

OPERATOR'S STATION

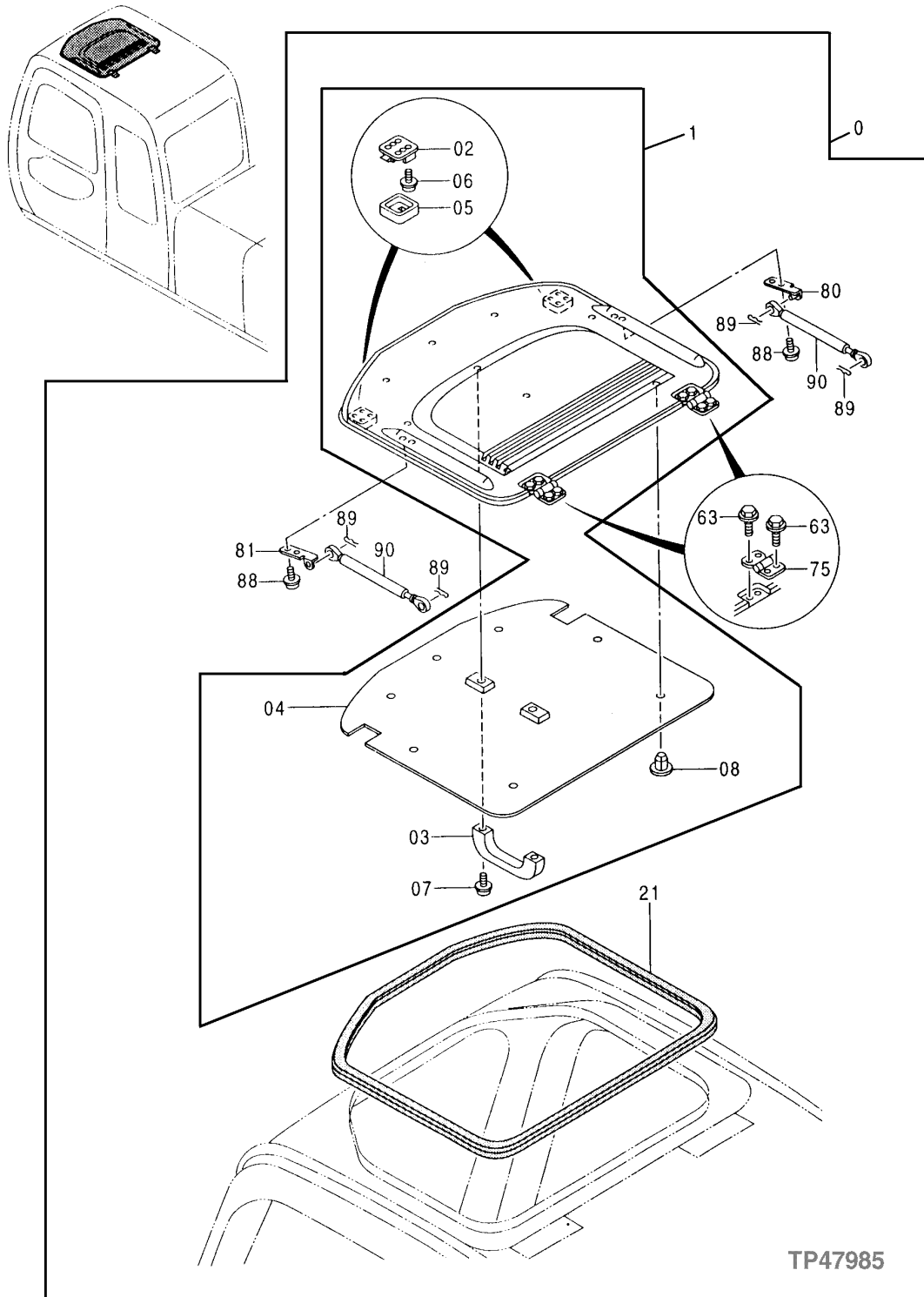
CAB COMPONENTS

KEY	PART NO.	PART NAME	QTY	SERIAL NO.	REMARKS
0	AT215570	CAB	1		(CONTAINS ALL ITEMS ON THIS PAGE - ADDITIONAL COMPONENTS LISTED ON PREVIOUS AND FOLLOWING PAGES)
7	AT214163	WINDOWPANE	1		
8	AT214167	WINDOWPANE	1		
16	AT214168	WEATHERSTRIP	1		
18	AT214164	WEATHERSTRIP	1		
28	AT214165	GUARD	1		
29	AT214166	GUARD	1		
33	AT214169	SPRING	2		
49	AT214170	BUSHING	2		
61	AT214299	SCREW, WITH WASHER	8		
64	21M6070	SCREW	2		M5 X 16
	24M7348	WASHER	2		5.500 X 10 X 1 MM (0.217" X 0.394" X 0.039")
	12M7064	LOCK WASHER	2		5.100 MM (0.201")
65	AT214172	BUSHING	4		
69	AT214309	SCREW, WITH WASHER	2		
74	AT214300	SCREW	2		
85	21M7246	SCREW	4		M6 X 16
	24M7293	WASHER	4		6.500 X 13 X 1.600 MM (0.256" X 0.512" X 0.063")
	12M7006	LOCK WASHER	4		6.100 MM (0.240")
92	AT214171	LOCK	1		

TP47985

-UN-23MAY96

CAB COMPONENTS



OPERATOR'S STATION

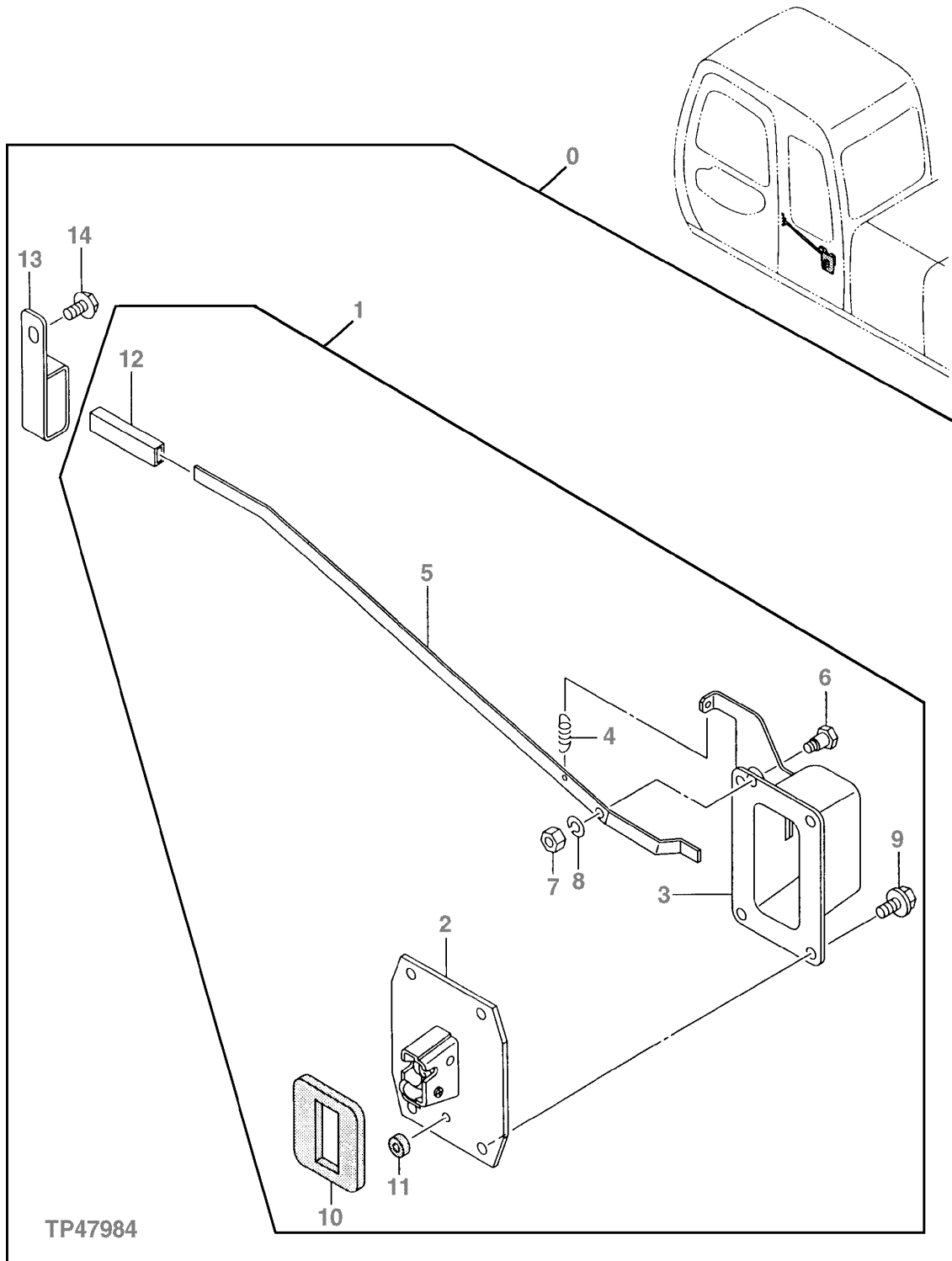
CAB COMPONENTS

KEY	PART NO.	PART NAME	QTY	SERIAL NO.	REMARKS
0	AT215570	CAB	1		(CONTAINS ALL ITEMS ON THIS PAGE - ADDITIONAL COMPONENTS LISTED ON PREVIOUS AND FOLLOWING PAGES)
1	AT214115	ROOF	1		
2	AT214118	LOCK	2		
3	TH108661	HANDLE	1		
4	AT214116	HEADLINER	1		
5	AT214119	COVER	2		
6	21M7265	SCREW	8		M5 X 12
7	19M8425	CAP SCREW	2		M6 X 16
	24M7293	WASHER	2		6.500 X 13 X 1.600 MM (0.256" X 0.512" X 0.063")
	12M7006	LOCK WASHER	2		6.100 MM (0.240")
8	AT214117	CLIP	7		
21	AT214066	WEATHERSTRIP	2		
63	AT214306	SCREW, WITH WASHER	8		
75	AT214123	HINGE	2		
80	AT214120	BRACKET	1		
81	AT214121	BRACKET	1		
88	AT214308	SCREW, WITH WASHER	4		
89	H132922	COTTER PIN	4		
90	AT214122	CYLINDER	2		

TP47984

-UN-06JUN96

CAB COMPONENTS



OPERATOR'S STATION

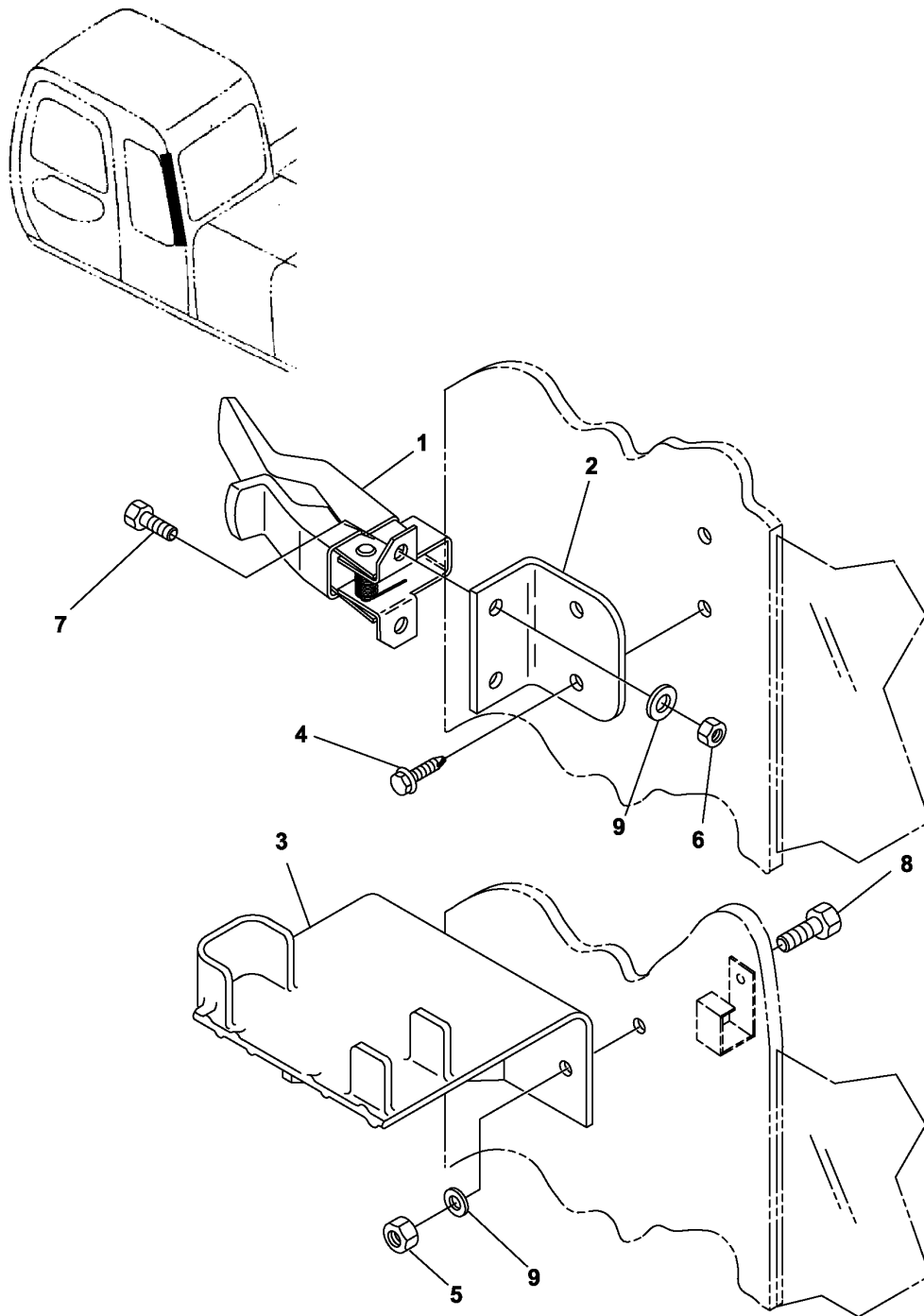
CAB COMPONENTS

KEY	PART NO.	PART NAME	QTY	SERIAL NO.	REMARKS
0	AT215570	CAB	1		(CONTAINS ALL ITEMS ON THIS PAGE - ADDITIONAL COMPONENTS LISTED ON PREVIOUS PAGES)
1	AT214124	CATCH	4		
2	AT214293	CATCH	1		
3	AT214294	HOUSING	1		
4	AT121585	SPRING	1		
5	AT214125	LEVER	1		
6	AT214296	PIN	1		
7	14M7272	NUT	1	M6	
8	12M7006	LOCK WASHER	1	6.100 MM (0.240")	
9	19M7881	SCREW	4	M8 X 20	
	12M7065	LOCK WASHER	4	8.100 MM (0.319")	
10	TH108672	GASKET	1		
11	TH108673	SEAL	1		
12	TH101184	CAP	1		
13	AT214126	STOP	1		
14	AT214308	SCREW, WITH WASHER	1		

TP66751

-UN-21OCT99

CAB COMPONENTS (RIFLE RACK)



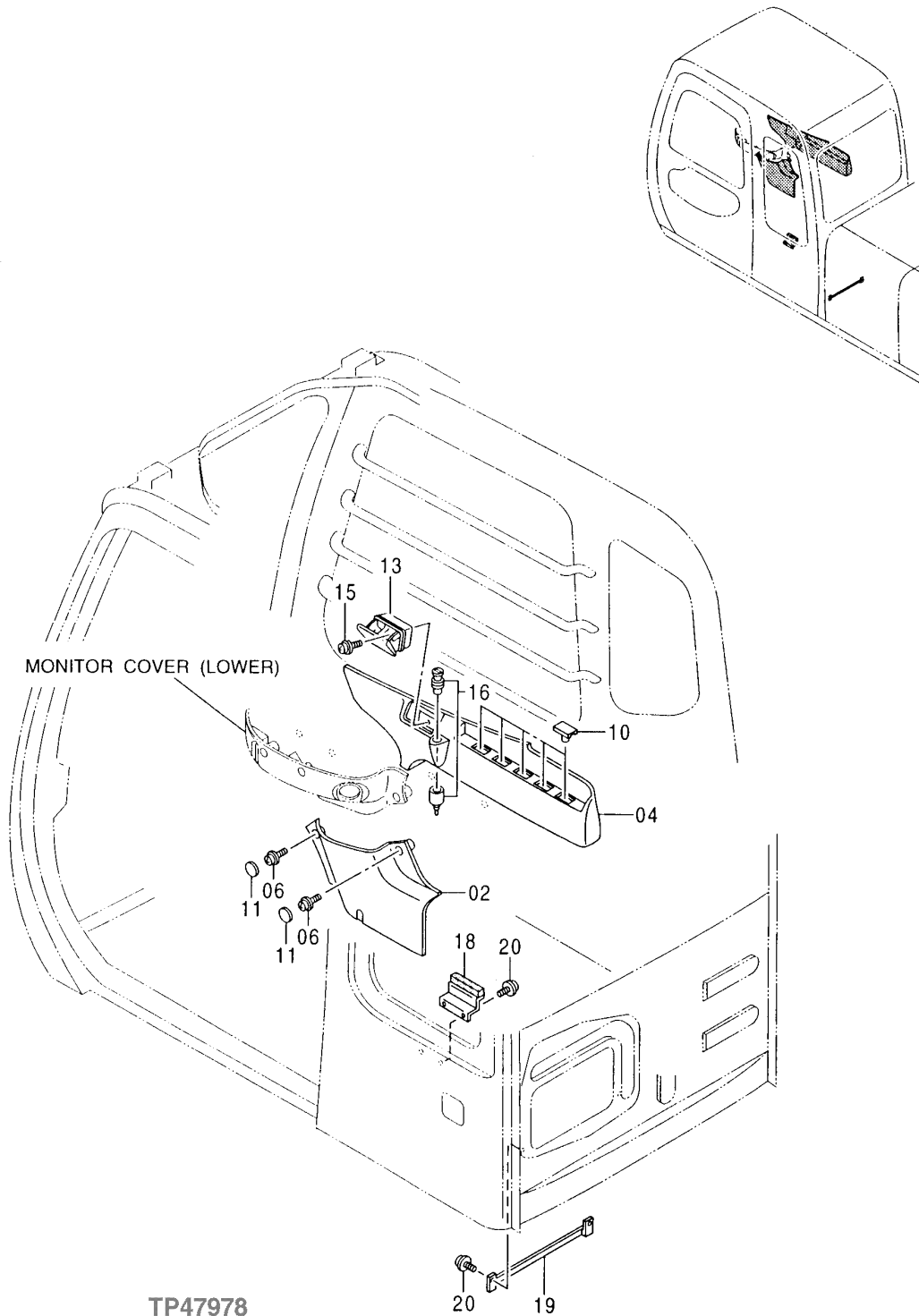
TP66751

CAB COMPONENTS (RIFLE RACK)

KEY	PART NO.	PART NAME	QTY	SERIAL NO.	REMARKS
1	AT186580	CLAMP	1		
2	AT186581	BRACKET	1		
3	AT186582	BRACKET	1		MOUNT BASE
4	T166550	SCREW	2		SELF TAP
5	T166551	NUT	2		
6	14M7397	LOCK NUT	2		SELF LOCK
7	19M7373	CAP SCREW	2		CAP
8	19M8332	CAP SCREW	2		
9	24H1290	WASHER	4		

TP47978 -UN-21MAY96

CAB INSIDE RIGHT COVER



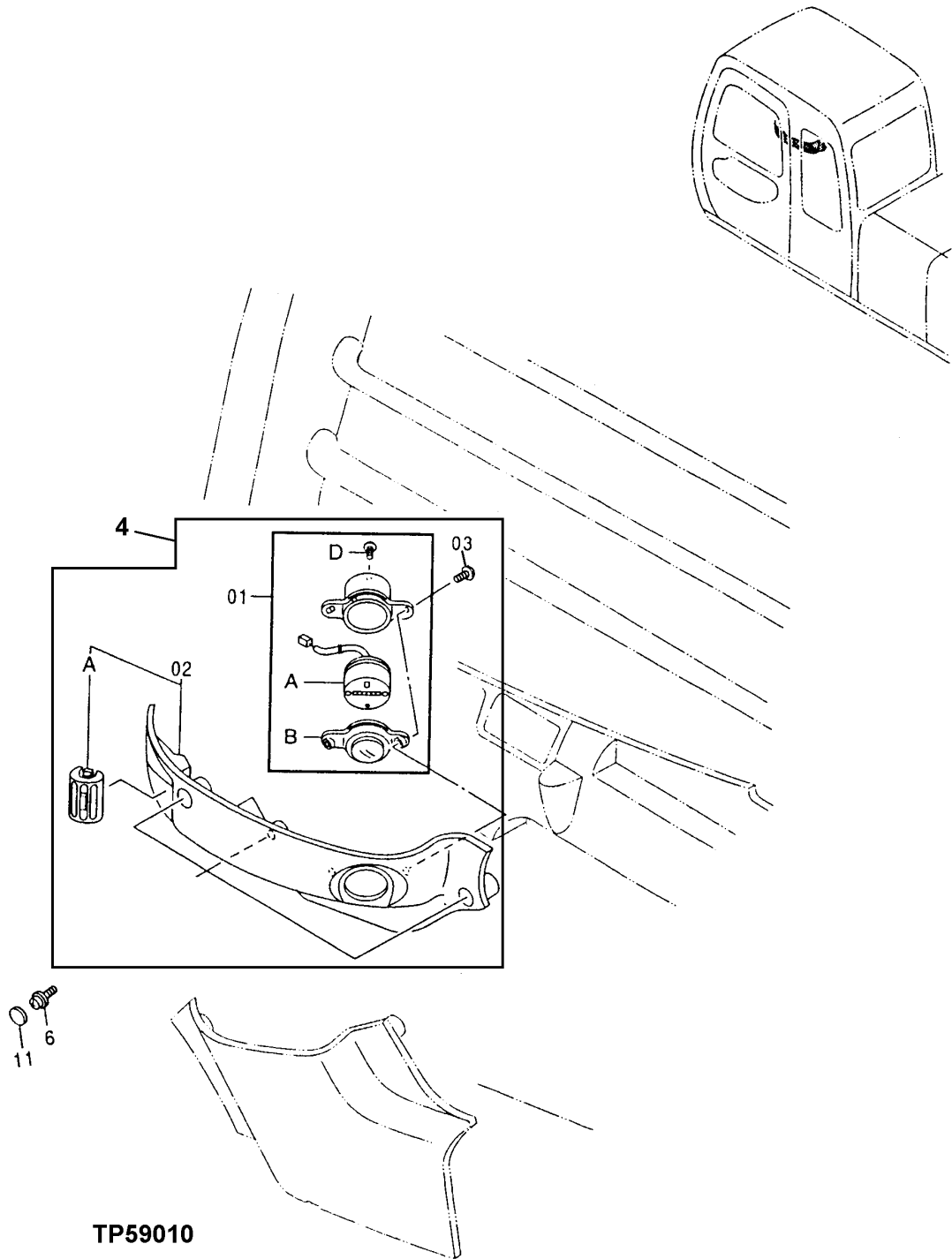
OPERATOR'S STATION

CAB INSIDE RIGHT COVER

KEY	PART NO.	PART NAME	QTY	SERIAL NO.	REMARKS
2	AT213941	COVER	1		
4	AT213942	COVER	1		
6	19M8425	CAP SCREW	2	M6 X 16	
	24M7293	WASHER	2	6.500 X 13 X 1.600 MM (0.256" X 0.512" X 0.063")	
	12M7006	LOCK WASHER	2	6.100 MM (0.240")	
10	AT213949	CAP	5		
11	AT213950	CAP	2		
13	AT213945	ASHTRAY	1		
15	TH104056	BOLT	1	M6 X 14	
	24M7293	WASHER	1	6.500 X 13 X 1.600 MM (0.256" X 0.512" X 0.063")	
	12M7006	LOCK WASHER	1	6.100 MM (0.240")	
16	AR60937	LIGHTER	1		
	AU42809	RESISTOR	1		
	AT78634	WIRING LEAD	1		
	AT78633	HOUSING	1		
18	AT214373	BRACKET	1		
19	AT213791	BRACKET	1		
20	19M8425	CAP SCREW	4	M6 X 16	
	24M7293	WASHER	4	6.500 X 13 X 1.600 MM (0.256" X 0.512" X 0.063")	
	12M7006	LOCK WASHER	4	6.100 MM (0.240")	

TP59010 -UN-02MAR98

LOWER MONITOR COVER



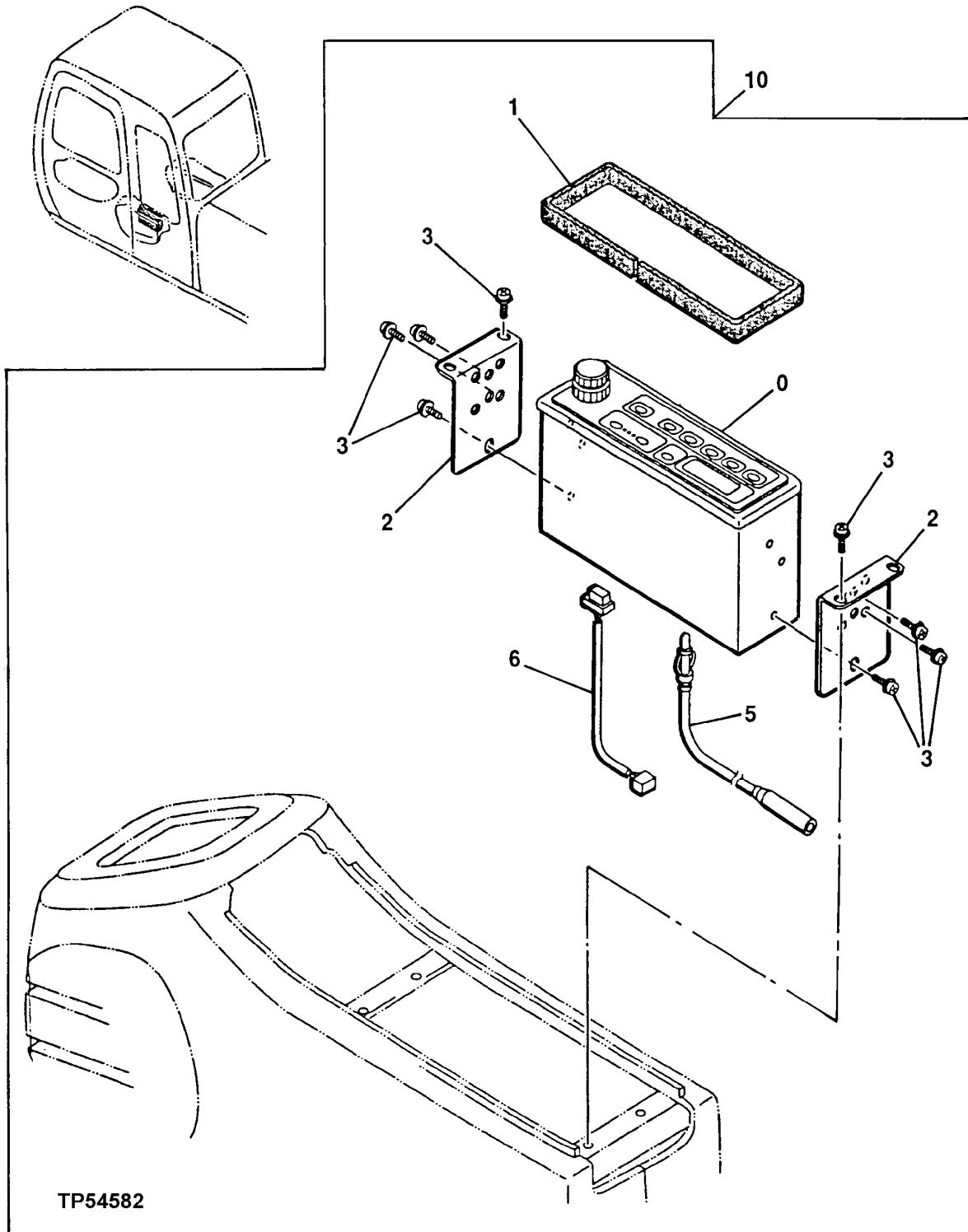
OPERATOR'S STATION

LOWER MONITOR COVER

KEY	PART NO.	PART NAME	QTY	SERIAL NO.	REMARKS
1	AT214258	HOUR METER	1		
1A	AT214259	HOUR METER	1		
1B	AT214260	LENS	1		
1D	AT213934	SCREW	3		
2	AT214261	COVER	1		
2A	AT214262	LOUVER	1		
3	AT155616	SCREW	2		
4	AP34402	COVER	1		
6	19M8425	CAP SCREW	3	M6 X 16	
	24M7293	WASHER	3	6.500 X 13 X 1.600 MM (0.256" X 0.512" X 0.063")	
	12M7006	LOCK WASHER	3	6.100 MM (0.240")	
11	AT213950	CAP	3		

TP54582 -UN-07FEB97

RADIO



TP54582

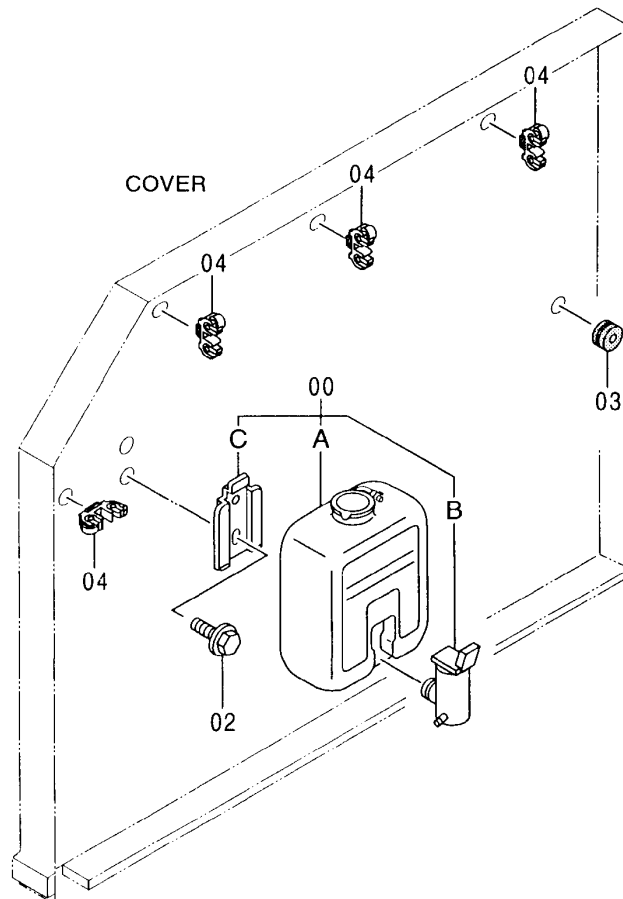
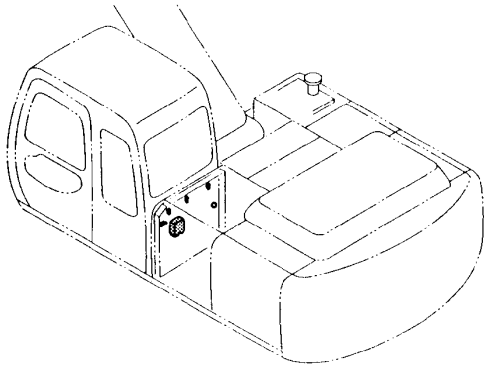
OPERATOR'S STATION

RADIO

KEY	PART NO.	PART NAME	QTY	SERIAL NO.	REMARKS
0	AT214430	RADIO	1		
1	AT215533	RUBBER MOUNT	1		
2	AT213883	BRACKET	2		
3	19M7700	CAP SCREW	10	M5 X 10	
	12M7064	LOCK WASHER	10	5.100 MM (0.201")	
	24M7348	WASHER	10	5.500 X 10 X 1 MM (0.217" X 0.394" X 0.039")	
5	AT154913	WIRING HARNESS	1		
6	AT215479	WIRING HARNESS	1		
10	AT181125	RADIO	1	(KIT)	

TP47983 -UN-22MAY96

WINDOW WASHER



TP47983

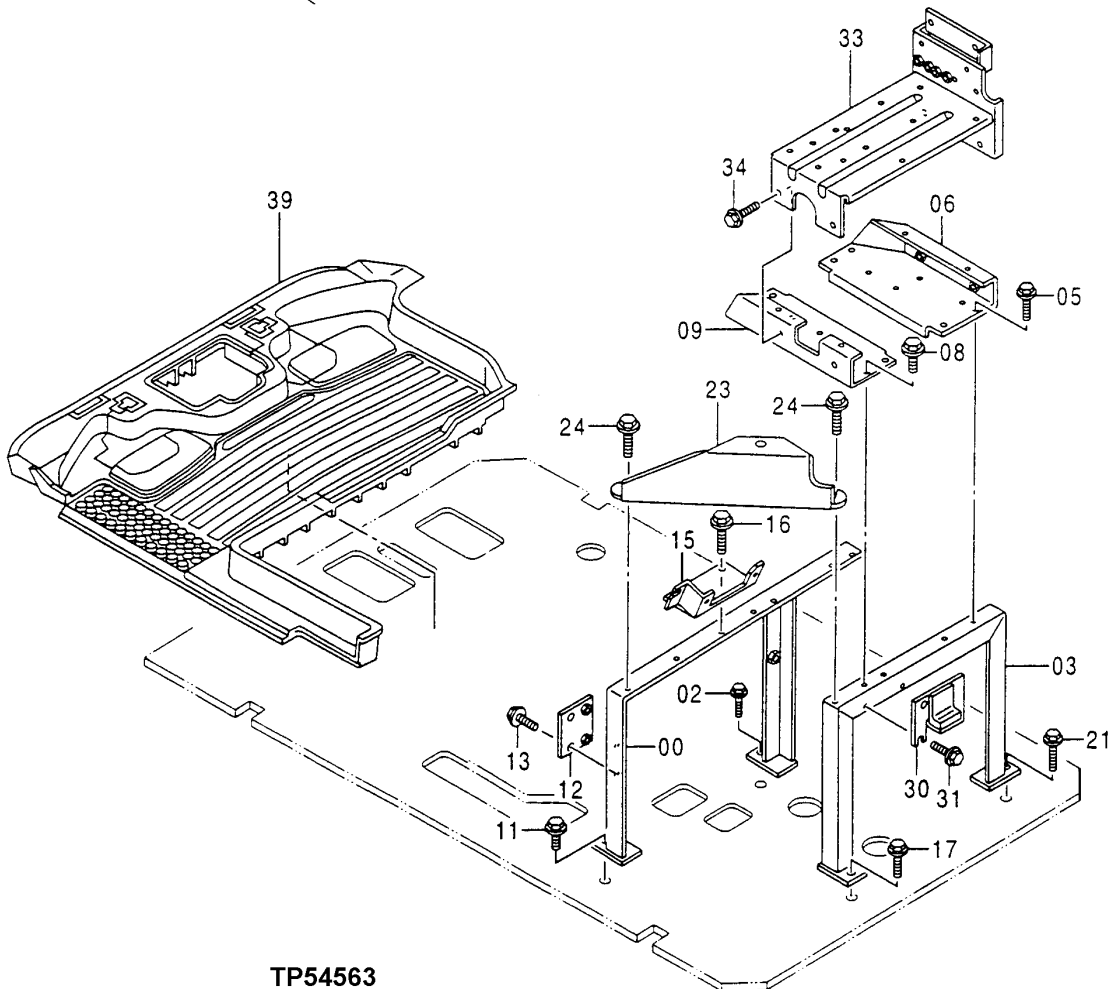
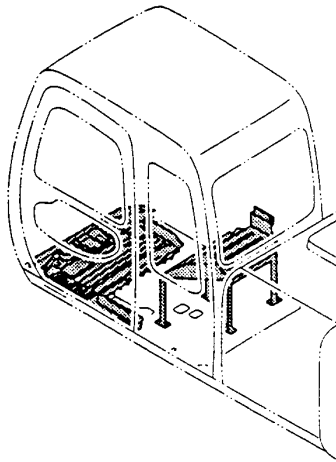
WINDOW WASHER

KEY	PART NO.	PART NAME	QTY	SERIAL NO.	REMARKS
0	AT177804	WINDSHIELD WASHER	1		
0A	AT177805	RESERVOIR	1		
0B	AT106365	PUMP	1		
0C	AT177806	BRACKET	1		
2	19M7923	CAP SCREW	2	M6 X 12	
	24M7054	WASHER	2	6.400 X 12 X 1.600 MM (0.252" X 0.472" X 0.063")	
	12M7006	LOCK WASHER	2	6.100 MM (0.240")	
3	TH102171	GROMMET	1		
4	AT213896	CLIP	4		

TP54563

-UN-14FEB97

CAB FLOOR PARTS



TP54563

OPERATOR'S STATION

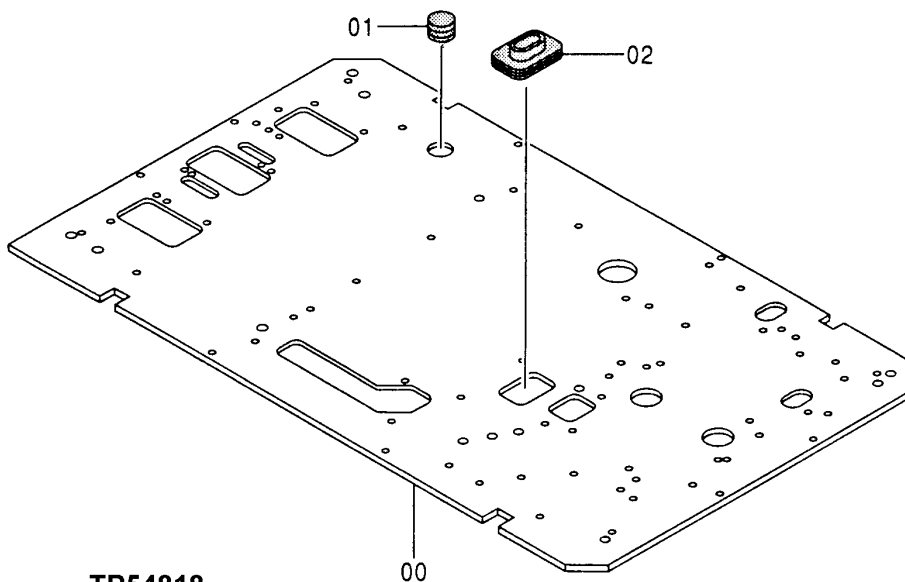
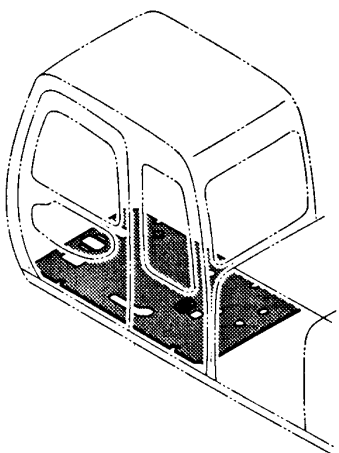
CAB FLOOR PARTS

KEY	PART NO.	PART NAME	QTY	SERIAL NO.	REMARKS
0	AT215990	SUPPORT	1		
2	12M7066	LOCK WASHER	1		
	19M7402	CAP SCREW	1		
3	AT215991	SUPPORT	1		
5	19M7881	SCREW	4	M8 X 20	
6	AT215996	BRACKET	1		
8	19M7881	SCREW	4	M8 X 20	
9	AT215997	BRACKET	1		
11	19M7662	CAP SCREW	1	M10 X 30	
	24M7028	WASHER	1	10.500 X 20 X 2 MM (0.413" X 0.787" X 0.079")	
	12M7066	LOCK WASHER	1	10.200 MM (0.402")	
12	AT216026	BRACKET	1		
13	19M7881	SCREW	2	M8 X 20	
15	AT215998	BRACKET	1		
16	19M7881	SCREW	2	M8 X 20	
17	12M7066	LOCK WASHER	1	10.200 MM (0.402")	
	19M7402	CAP SCREW	1	M10 X 25	
21	19M7662	CAP SCREW	1	M10 X 30	
	24M7028	WASHER	1	10.500 X 20 X 2 MM (0.413" X 0.787" X 0.079")	
	12M7066	LOCK WASHER	1	10.200 MM (0.402")	
23	AT216027	BRACKET	1		
24	12M7065	LOCK WASHER	2	8.100 MM (0.319")	
	19M7881	SCREW	2	M8 X 20	
	24M7055	WASHER	2	8.400 X 16 X 1.600 MM (0.331" X 0.630" X 0.063")	
30	AT216000	BRACKET	1		
31	19M7881	SCREW	2	M8 X 20	
33	AT215992	BRACKET	1		
34	19M7881	SCREW	4	M8 X 20	
39	AT213625	MAT	1		

TP54818

-UN-29MAY97

FLOOR PLATE



TP54818

OPERATOR'S STATION

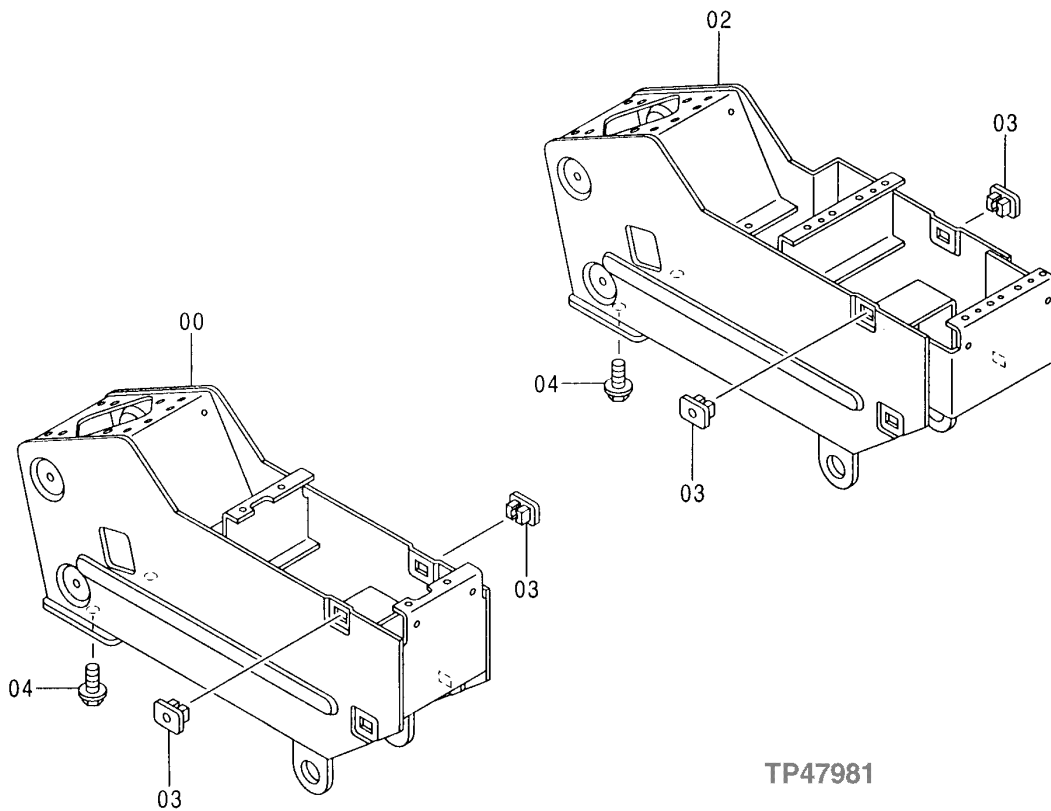
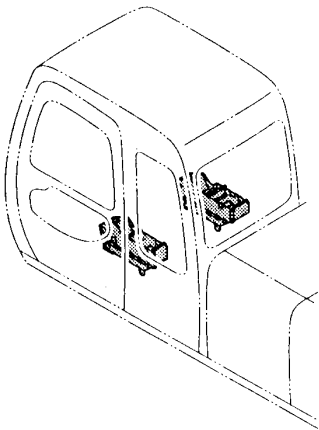
FLOOR PLATE

KEY	PART NO.	PART NAME	QTY	SERIAL NO.	REMARKS
0	AT217846	PLATFORM	1		
1	TH108616	GROMMET	1		
2	AT213954	GROMMET	1		

TP47981

-UN-21MAY96

CONSOLE



TP47981

OPERATOR'S STATION

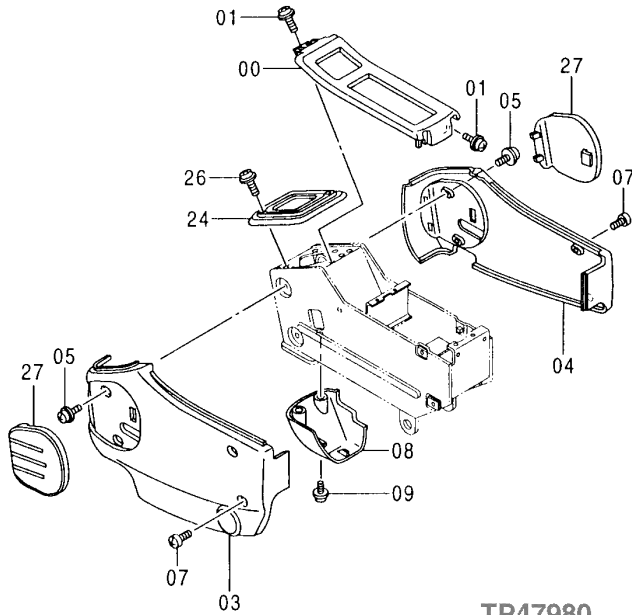
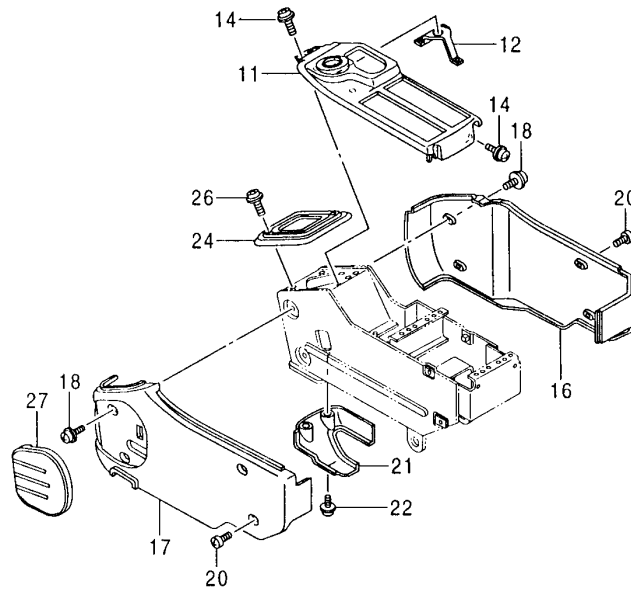
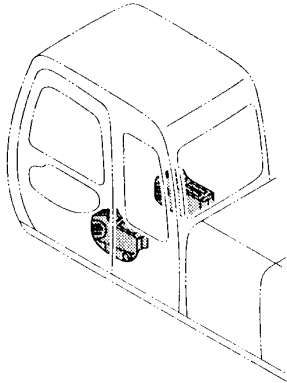
CONSOLE

KEY	PART NO.	PART NAME	QTY	SERIAL NO.	REMARKS
0	AT214326	CONSOLE	1		
2	AT214327	CONSOLE	1		
3	AT213958	CLIP	8		
4	12M7066	LOCK WASHER	4		10.200 MM (0.402")
	19M7662	CAP SCREW	4		M10 X 30

TP47980

-UN-21MAY96

CONSOLE COVER



TP47980

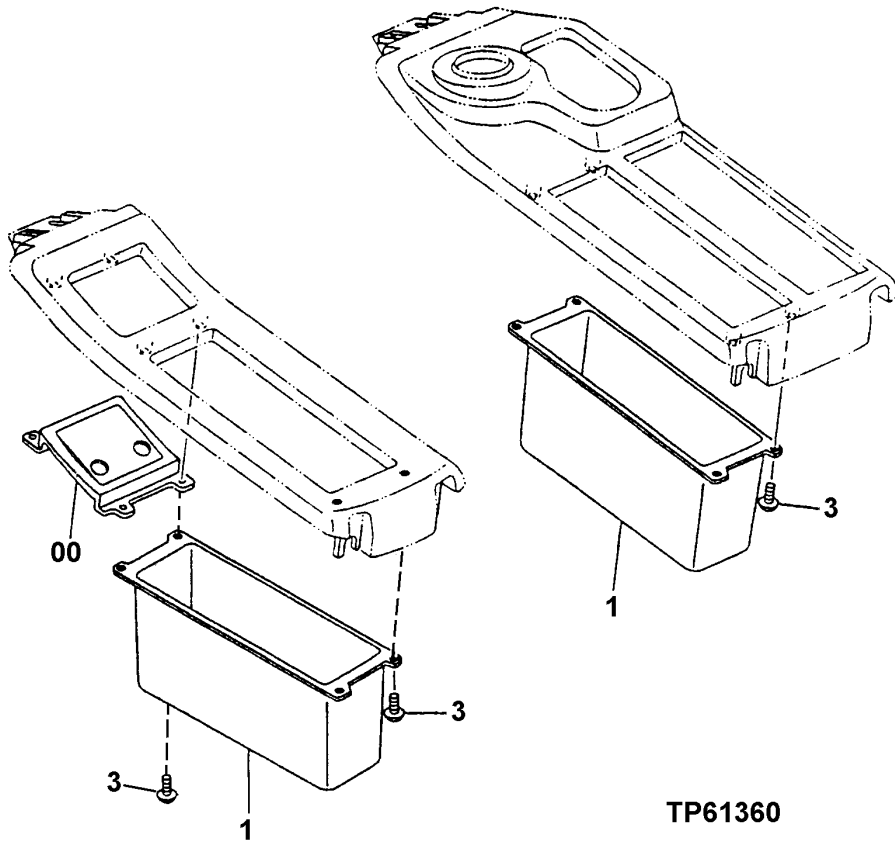
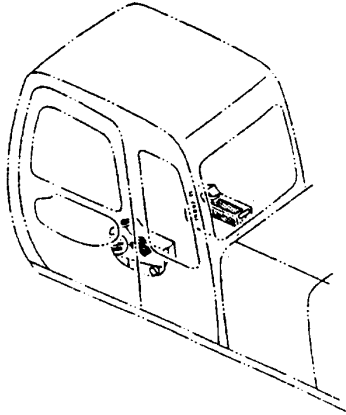
OPERATOR'S STATION

CONSOLE COVER

KEY	PART NO.	PART NAME	QTY	SERIAL NO.	REMARKS
0	AT213726	COVER	1		
1	21M7246	SCREW	4	M6 X 16	
	24M7105	WASHER	4	6 X 12 X 1.600 MM (0.236" X 0.472" X 0.063")	
	12M7006	LOCK WASHER	4	6.100 MM (0.240")	
3	AT213722	COVER	1		
4	AT213723	COVER	1		
5	21M7246	SCREW	4	M6 X 16	
	24M7105	WASHER	4	6 X 12 X 1.600 MM (0.236" X 0.472" X 0.063")	
	12M7006	LOCK WASHER	4	6.100 MM (0.240")	
7	AT214012	SCREW	4		
8	AT213779	COVER	1		
9	21M7246	SCREW	2	M6 X 16	
	24M7105	WASHER	2	6 X 12 X 1.600 MM (0.236" X 0.472" X 0.063")	
	12M7006	LOCK WASHER	2	6.100 MM (0.240")	
11	AT214324	COVER	1		
12	AT213783	BRACKET	1		
14	21M7246	SCREW	4	M6 X 16	
	24M7105	WASHER	4	6 X 12 X 1.600 MM (0.236" X 0.472" X 0.063")	
	12M7006	LOCK WASHER	4	6.100 MM (0.240")	
16	AT213725	COVER	1		
17	AT213724	COVER	1		
18	21M7246	SCREW	4	M6 X 16	
	24M7105	WASHER	4	6 X 12 X 1.600 MM (0.236" X 0.472" X 0.063")	
	12M7006	LOCK WASHER	4	6.100 MM (0.240")	
20	AT214012	SCREW	4		
21	AT213778	COVER	1		
22	21M7246	SCREW	2	M6 X 16	
	24M7105	WASHER	2	6 X 12 X 1.600 MM (0.236" X 0.472" X 0.063")	
	12M7006	LOCK WASHER	2	6.100 MM (0.240")	
24	AT213739	COVER	2		
26	19M7177	CAP SCREW	8	M6 X 35	
	24M7293	WASHER	8	6.500 X 13 X 1.600 MM (0.256" X 0.512" X 0.063")	
	12M7006	LOCK WASHER	8	6.100 MM (0.240")	
27	AT213960	COVER	3		

TP61360 -UN-22OCT98

CONSOLE COVER



TP61360

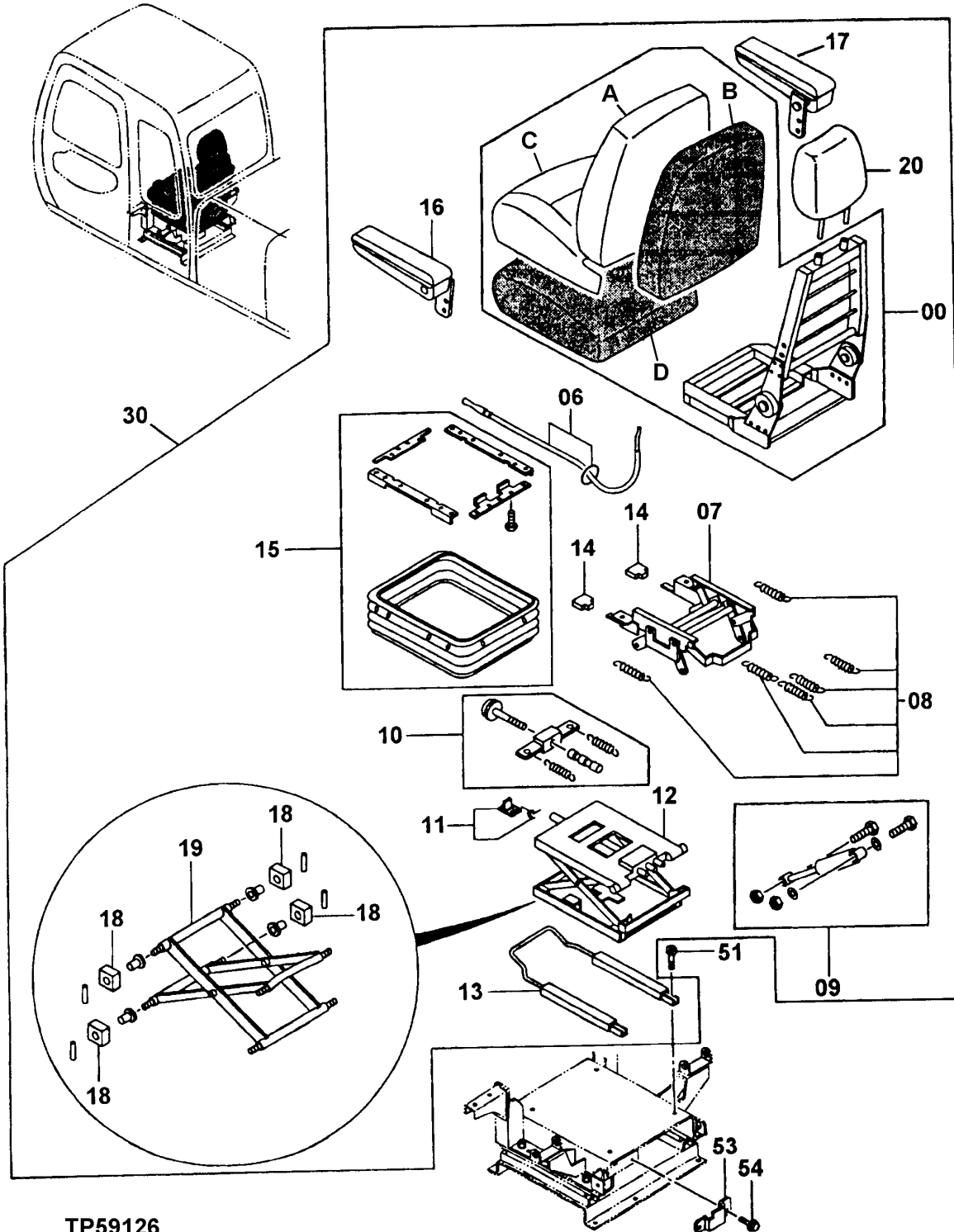
OPERATOR'S STATION

CONSOLE COVER

KEY	PART NO.	PART NAME	QTY	SERIAL NO.	REMARKS
0	AT215485	PANEL	1		
1	AT213782	TRAY	2		(LEFT TRAY FOR USE WITHOUT RADIO)
3	AT214011	SCREW	8		

TP59126 -UN-13MAY98

SEAT ASSEMBLY



TP59126

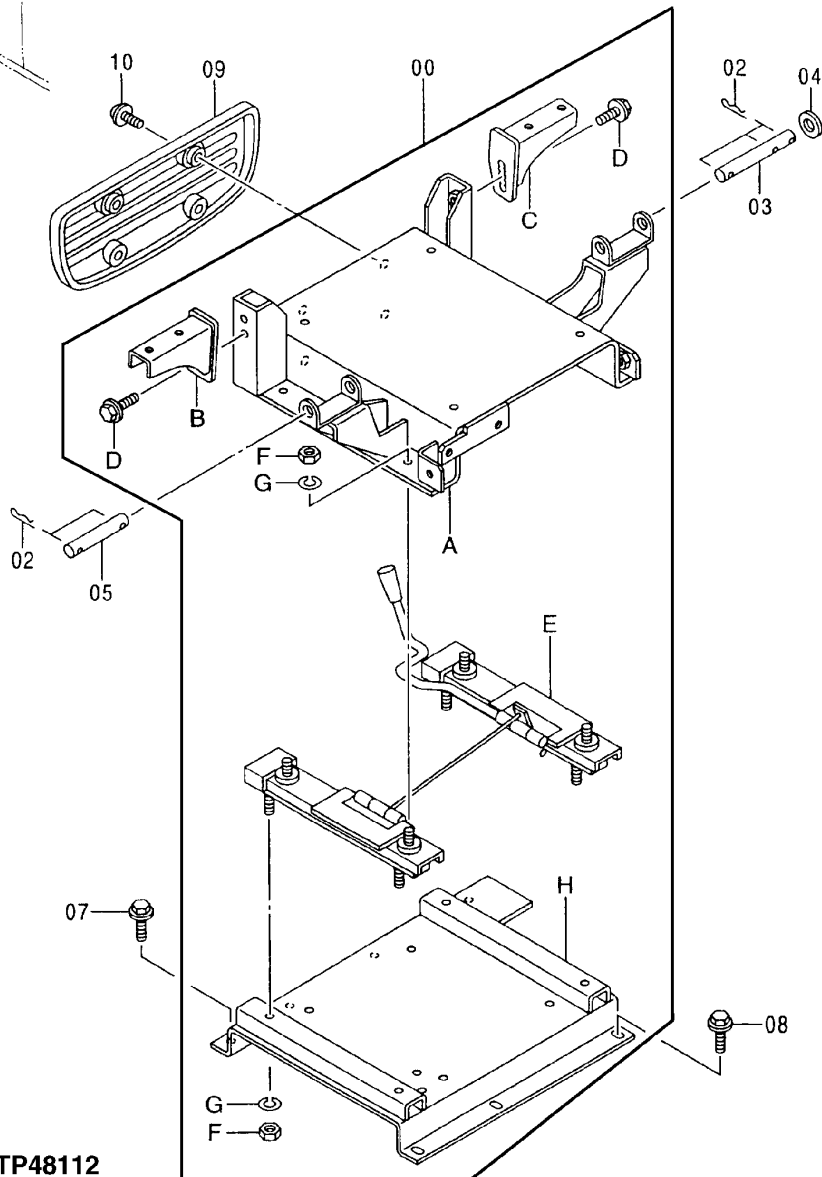
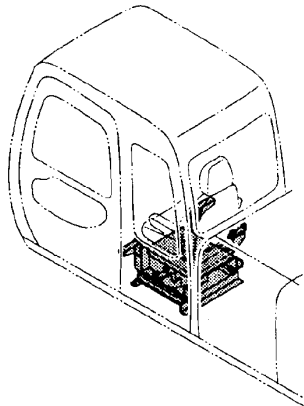
OPERATOR'S STATION

SEAT ASSEMBLY

KEY	PART NO.	PART NAME	QTY	SERIAL NO.	REMARKS
0	AT180970	CUSHION	1		
0A	AT250443	CUSHION COVER	1		
0B	AT250444	SEAT BACK	1		
0C	AT250445	CUSHION COVER	1		
0D	AT250446	CUSHION	1		
6	AT216522	CABLE	1		
7	AT180971	STAND	1		
8	AT180972	SPRING	1		
9	AT180973	TORSIONAL DAMPENER	1		
10	AT180974	ADJUSTER	1		
11	AT180975	STOP	1		
12	AT180976	SEAT SUSPENSION	1		
13	AT180977	ADJUSTER	1		
14	AT216532	KIT	1		(KNOB)
15	AT180978	COVER	1		
16	AT216533	ARMREST	1		
	AT179815	ARMREST	1		(4 INCH WIDE LEFT ARMREST)
17	AT216534	ARMREST	1		
	AT179816	ARMREST	1		(4 INCH RIGHT ARMREST)
18	AT180979	BUSHING	1		(SET OF FOUR)
19	AT180980	LINK	1		
20	AT216521	HEAD RESTRAINT	1		
21	19M8818	SCREW	4		M8 X 60, (USE WITH 4 INCH WISE ARMRESTS) (NOT ILLUSTRATED)
30	AT215571	SEAT	1		
51	AT217709	BOLT	4		
53	AT215490	BRACKET	1		
54	19M7407	CAP SCREW	2		M8 X 25
	12M7065	LOCK WASHER	2		8.100 MM (0.319")
	24M7055	WASHER	2		8.400 X 16 X 1.600 MM (0.331" X 0.630" X 0.063")

TP48112 -UN-07AUG96

SEAT STAND



TP48112

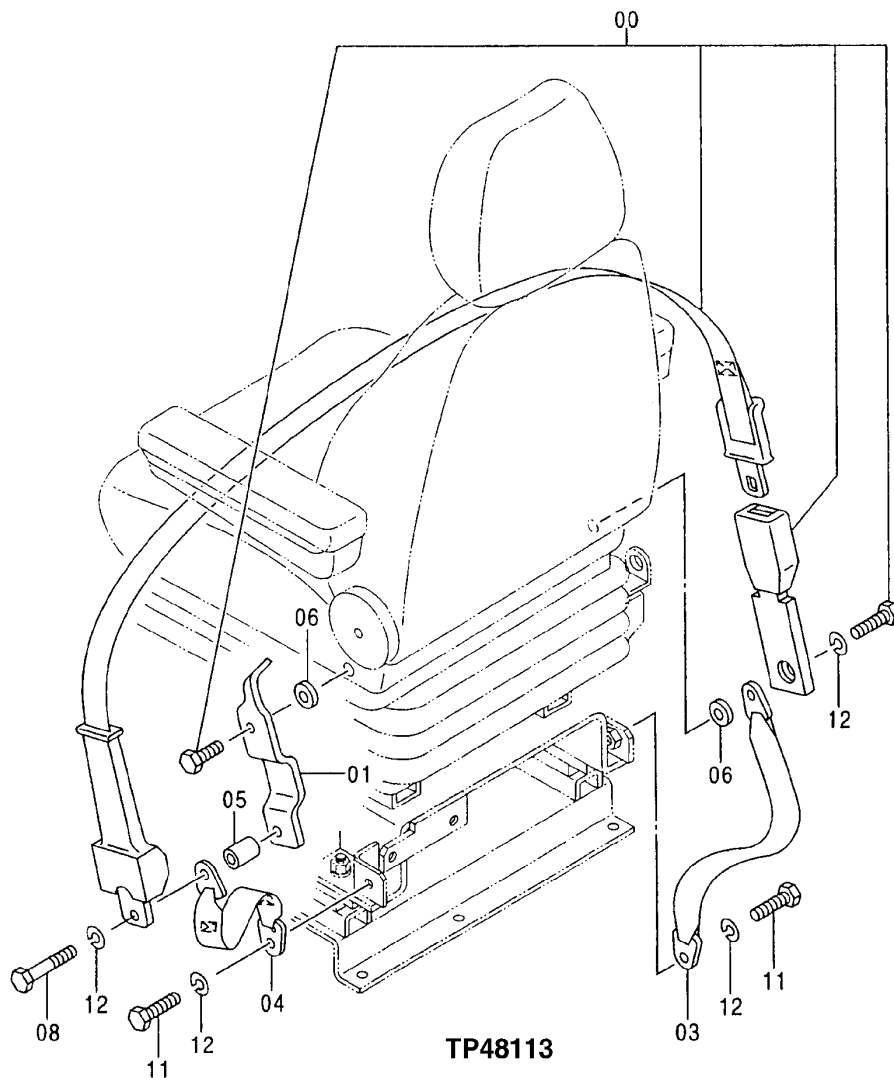
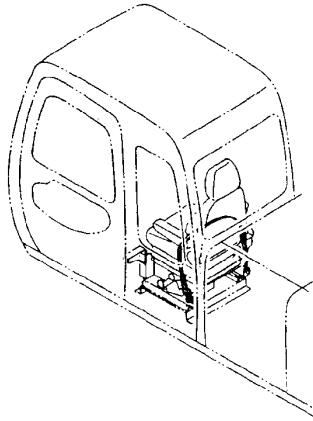
OPERATOR'S STATION

SEAT STAND

KEY	PART NO.	PART NAME	QTY	SERIAL NO.	REMARKS
0	STAND	1		(NOT AVAILABLE FOR SERVICE)
0A	AT215580	PLANET PINION CARRIER	1		
0B	AT215596	BRACKET	1		
0C	AT215597	BRACKET	1		
0D	19M7402	CAP SCREW	4	M10 X 25	
	12M7066	LOCK WASHER	4	10.200 MM (0.402")	
	24M7028	WASHER	4	10.500 X 20 X 2 MM (0.413" X 0.787" X 0.079")	
0E	AT215566	DRAWER SLIDE	1		
0F	TH104196	NUT	8		
0G	12M7066	LOCK WASHER	8	10.200 MM (0.402")	
0H	AT215608	BASE	1		
2	P63175	SPRING LOCKING PIN	5		
3	AT215518	PIN	1		
4	N231749	WASHER	1	20.625 X 38.100 X 6.350 MM (13/16" X 1-1/2" X 1/4")	
5	AT215555	PIN	1		
7	19M7402	CAP SCREW	4	M10 X 25	
	12M7066	LOCK WASHER	4	10.200 MM (0.402")	
	24M7028	WASHER	4	10.500 X 20 X 2 MM (0.413" X 0.787" X 0.079")	
8	19M7402	CAP SCREW	3	M10 X 25	
	12M7066	LOCK WASHER	3	10.200 MM (0.402")	
	24M7028	WASHER	3	10.500 X 20 X 2 MM (0.413" X 0.787" X 0.079")	
9	AT215483	COVER	1		
10	21M7277	SCREW	4	M6 X 25	
	12M7006	LOCK WASHER	4	6.100 MM (0.240")	
	24M7293	WASHER	4	6.500 X 13 X 1.600 MM (0.256" X 0.512" X 0.063")	

TP48113 -UN-05AUG96

SEAT BELT



OPERATOR'S STATION

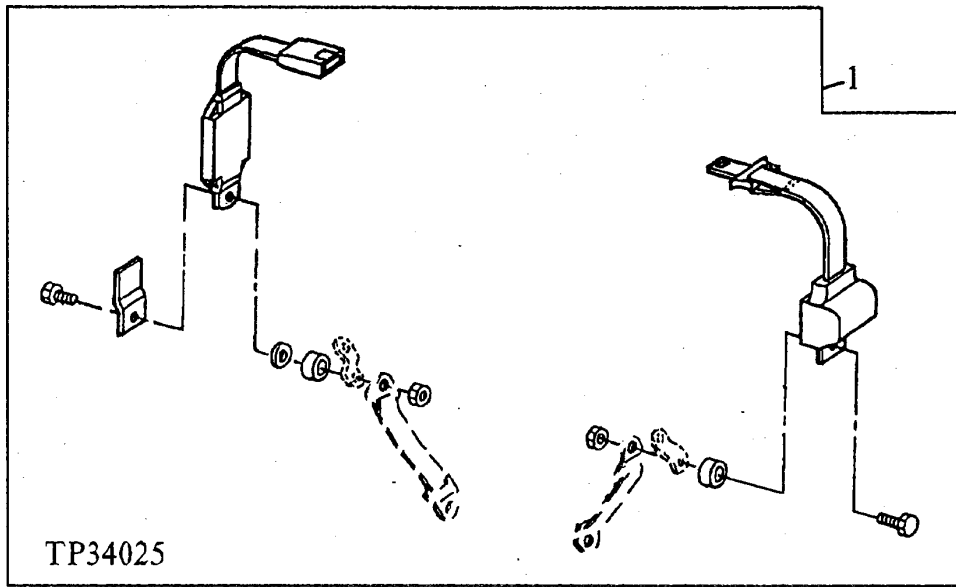
SEAT BELT

KEY	PART NO.	PART NAME	QTY	SERIAL NO.	REMARKS
0	AT215572	SEAT BELT	1		
1	AT215609	BRACKET	1		
3	AT215563	SEAT BELT	1		
4	AT215537	SEAT BELT	1		
5	AT215564	SLEEVE	1		
6	AT215565	WASHER	2		
8	AT215561	CAP SCREW	1		
11	AT215492	CAP SCREW	2		
12	AT215470	SPRING WASHER	4		

MEMORANDA

TP34025 -UN-01JAN94

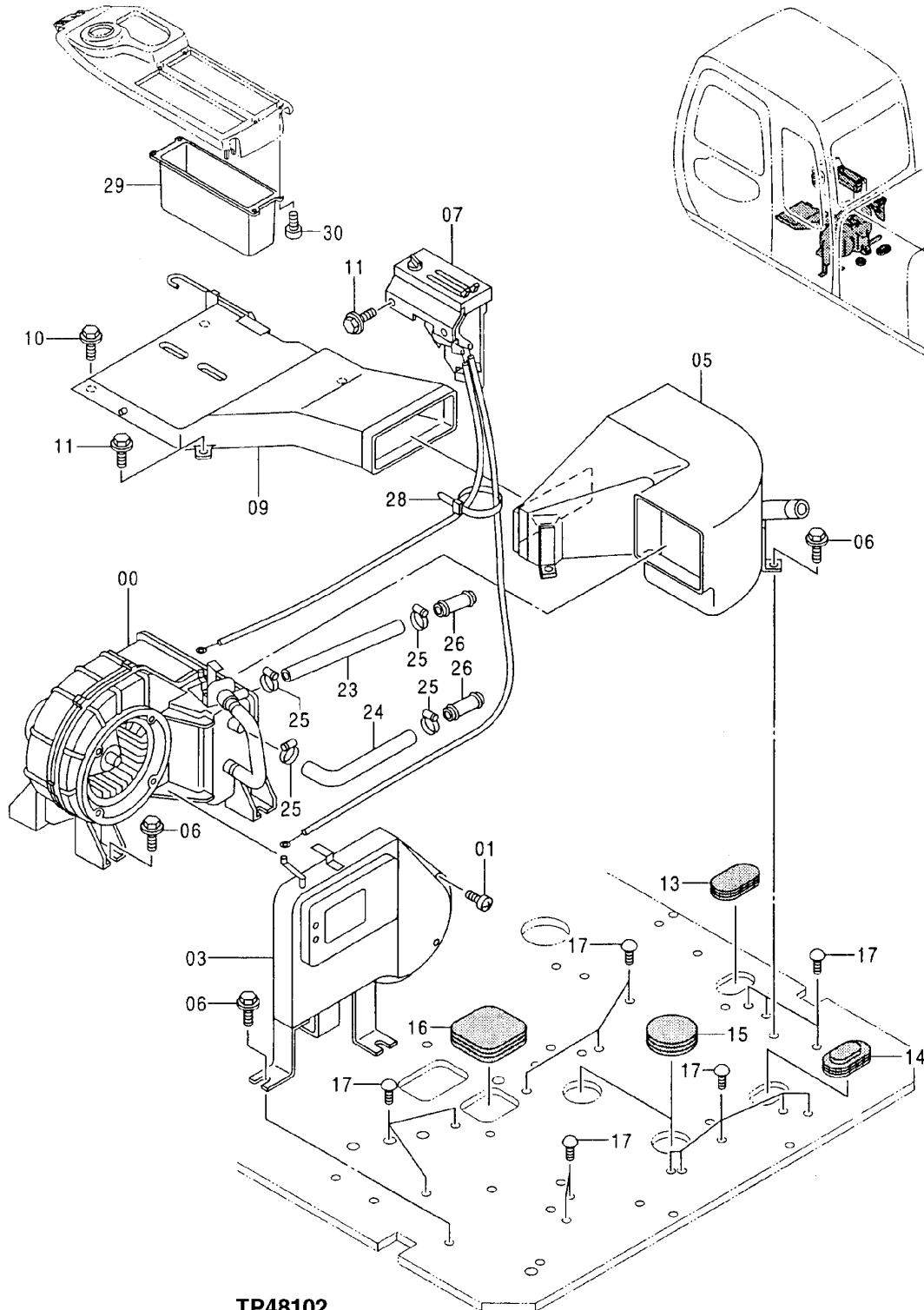
RETRACTABLE SEAT BELT
76MM (3 IN.) WIDE



KEY	PART NO.	PART NAME	QTY	SERIAL NO.	REMARKS
1	AT171619	SEAT BELT	1		

TP48102 -UN-06AUG96

CAB HEATER



TP48102

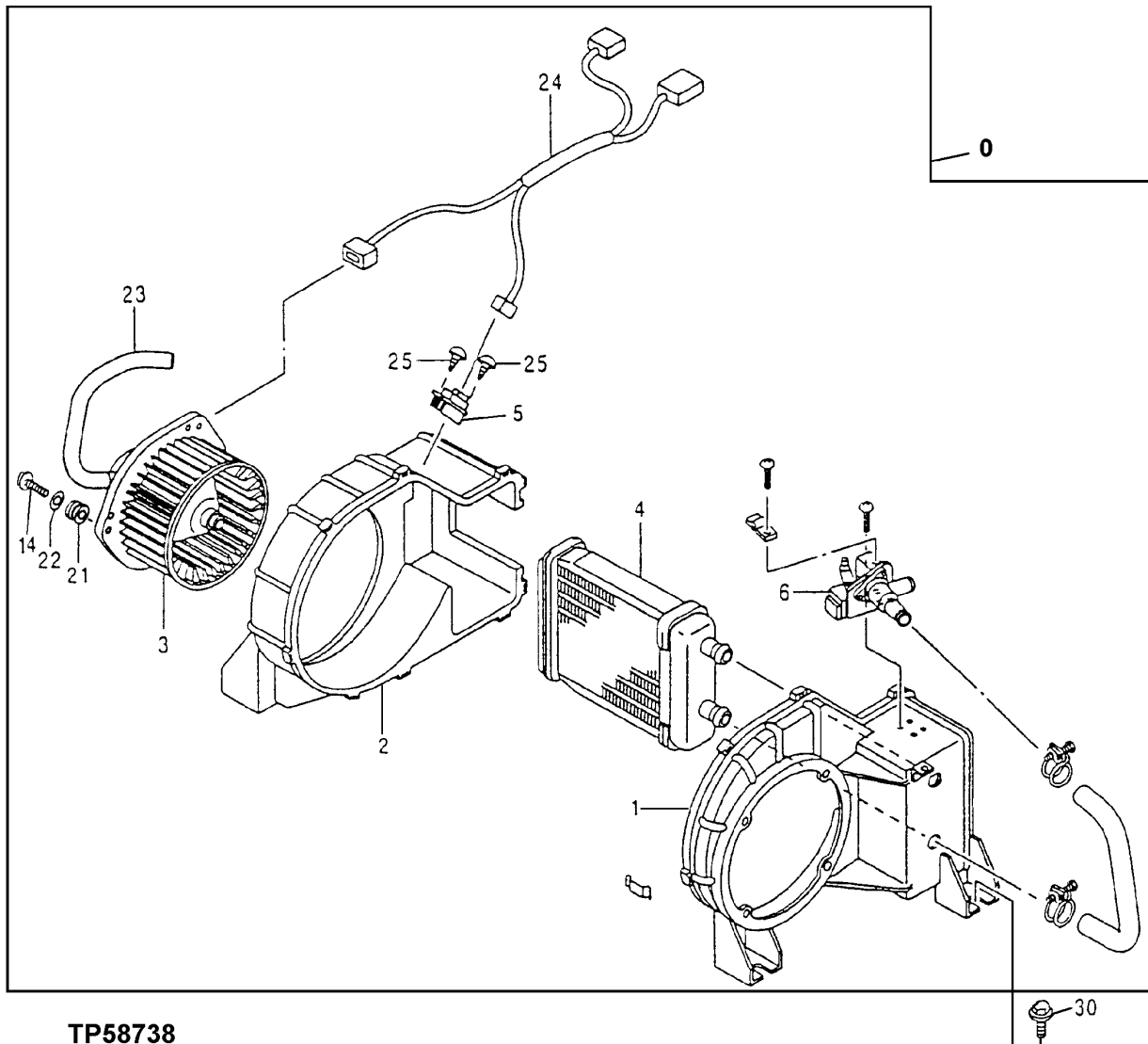
OPERATOR'S STATION

CAB HEATER

KEY	PART NO.	PART NAME	QTY	SERIAL NO.	REMARKS
0	AT213979	HEATER	1		
1	AT213944	SCREW	3		
3	AT214025	SUPPORT	1		
5	AT215104	AIR DUCT	1		
6	19M7402	CAP SCREW	10	M10 X 25	
	12M7066	LOCK WASHER	10	10.200 MM (0.402")	
	24M7028	WASHER	10	10.500 X 20 X 2 MM (0.413" X 0.787" X 0.079")	
7	AT213983	CONTROL	1		
9	AT214035	AIR DUCT	1		
10	AT213603	SCREW, WITH WASHER	2		
11	19M7881	SCREW	4	M8 X 20	
13	AT154344	GROMMET	1		
14	AT214398	PLUG	1		
15	AT214003	GROMMET	2		
16	AT214001	GROMMET	1		
17	AT154351	PLUG	16		
23	AT214174	HOSE	1		
24	AT213898	HOSE	1		
25	AA34965	CLAMP	4		
26	AT213885	TUBE	2		
28	H77698	TIE BAND	3		
29	AT213782	TRAY	1		
30	AT214011	SCREW	4		

TP58738 -UN-11AUG97

HEATER COMPONENTS



TP58738

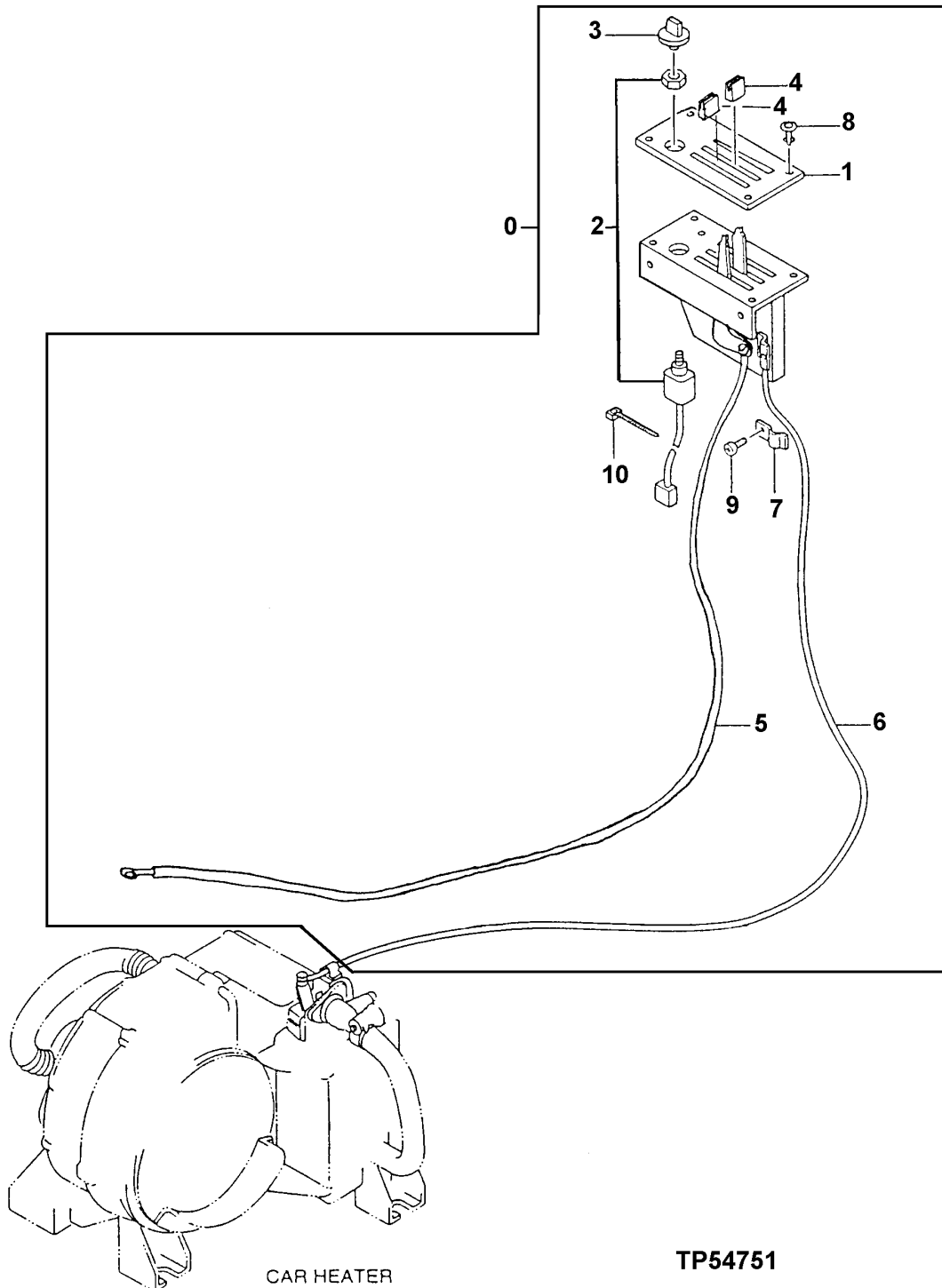
OPERATOR'S STATION

CAB COMPONENTS

KEY	PART NO.	PART NAME	QTY	SERIAL NO.	REMARKS
0	AT213979	HEATER	1		
1	AT218131	HOUSING	1		
2	AT218132	HOUSING	1		
3	AT181058	MOTOR	1		
4	AT155638	CORE	1		
5	AT214217	RESISTOR	1		
6	AT181072	VALVE	1		
14	AT181073	SCREW	3		
21	AT214213	RUBBER MOUNT	3		
22	AT214245	WASHER	3		
23	AT181074	HYDRAULIC HOSE	1		
24	AT181075	WIRING HARNESS	1		
25	AT214256	SCREW	2		
30	19M7662	CAP SCREW	4		M10 X 30
	12M7066	LOCK WASHER	4		10.200 MM (0.402")
	24M7028	WASHER	4		10.500 X 20 X 2 MM (0.413" X 0.787" X 0.079")

TP54751 -UN-24APR97

HEATER CONTROLLER



CAR HEATER

TP54751

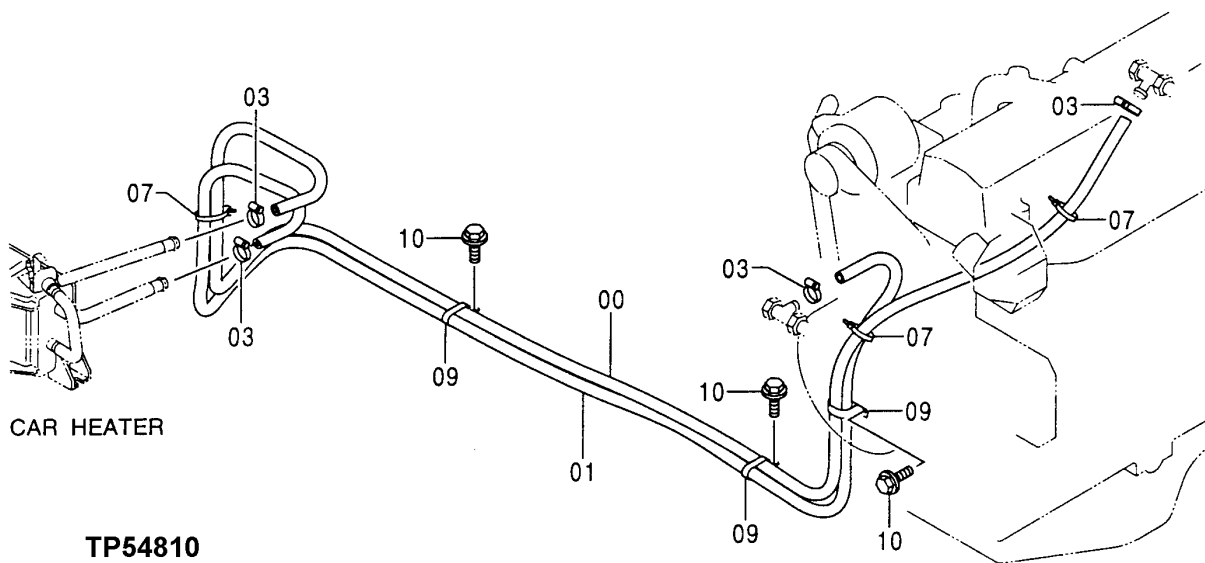
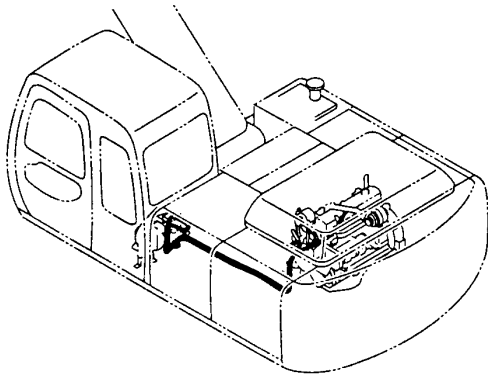
OPERATOR'S STATION

HEATER CONTROLLER

KEY	PART NO.	PART NAME	QTY	SERIAL NO.	REMARKS
0	AT213983	CONTROL	1		
1	AT181076	PANEL	1		
2	AT181077	SWITCH	1		
3	AT181078	KNOB	1		
4	AT181079	KNOB	2		
5	AT181080	PUSH PULL CABLE	1		
6	AT181081	PUSH PULL CABLE	1		
7	AT181082	CLAMP	1		
8	AT155628	CLAMP	4		
9	21M7282	SCREW	1	M5 X 8	
10	AT181083	TIE BAND	1		

HEATER PIPINGS
(FOR UNITS WITHOUT AIR CONDITIONER)

TP54810 -UN-03JUN97

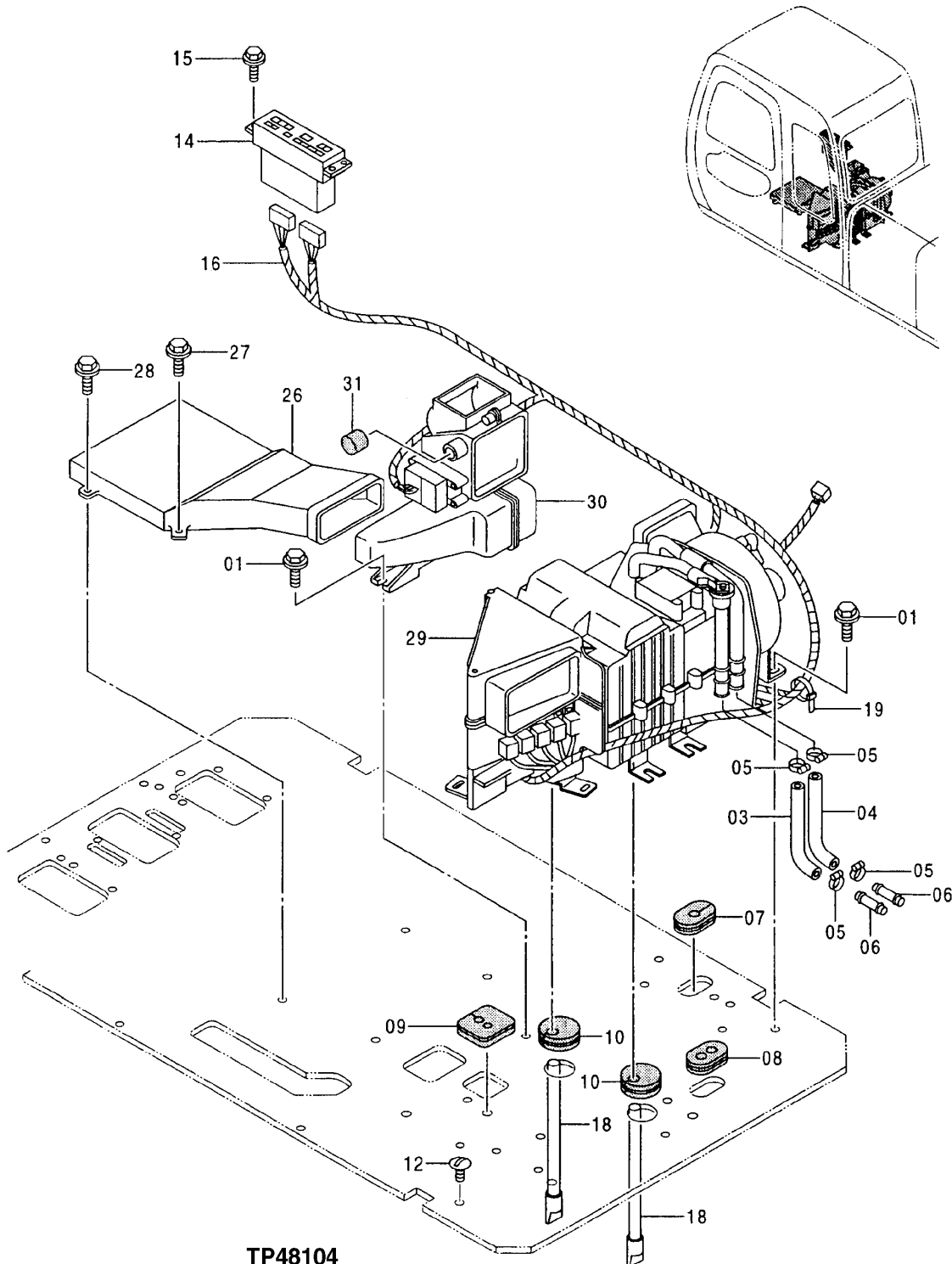


**HEATER PIPINGS
(FOR UNITS WITHOUT AIR CONDITIONER)**

KEY	PART NO.	PART NAME	QTY	SERIAL NO.	REMARKS
0	HOSE	1		(FURNISH TY22325 BULK MATERIAL CUT TO LENGTH) (P63188 NOT AVAILABLE FOR SERVICE)
1	HOSE	1		(FURNISH TY22325 BULK MATERIAL CUT TO LENGTH) (P63188 NOT AVAILABLE FOR SERVICE)
3	AA34965	CLAMP	4		
7	H77698	TIE BAND	3		
9	TH109445	CLIP	3		
10	19M7938	CAP SCREW	3		M10 X 20
	12M7066	LOCK WASHER	3		10.200 MM (0.402")

TP48104 -UN-06AUG96

AIR CONDITIONER



TP48104

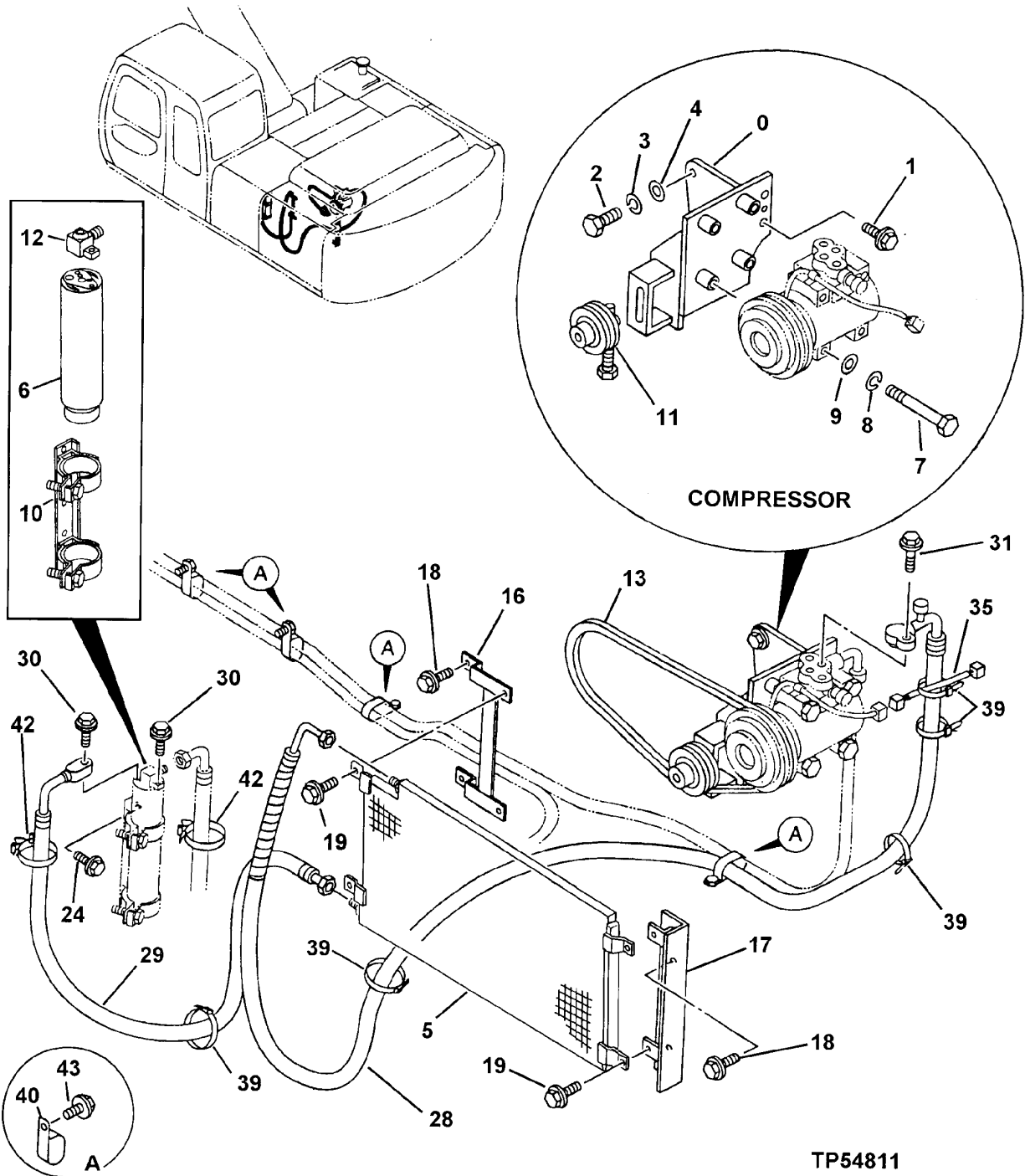
OPERATOR'S STATION

AIR CONDITIONER

KEY	PART NO.	PART NAME	QTY	SERIAL NO.	REMARKS
1	19M7402	CAP SCREW	11		M10 X 25
	12M7066	LOCK WASHER	11		10.200 MM (0.402")
	24M7028	WASHER	11		10.500 X 20 X 2 MM (0.413" X 0.787" X 0.079")
3	AT214027	HOSE	1		
4	AT213898	HOSE	1		
5	AA34965	CLAMP	4		
6	AT213885	TUBE	2		
7	AT215560	GROMMET	1		
8	AT154344	GROMMET	1		
9	AT215523	GROMMET	1		
10	AT214002	GROMMET	2		
12	AT154351	PLUG	13		
14	AT215530	CONTROL	1		
15	21M7265	SCREW	4		M5 X 12
16	AT215480	WIRING HARNESS	1		
18	AT215495	HYDRAULIC HOSE	2		
19	H77698	TIE BAND	7		
26	AT213940	AIR DUCT	1		
27	12M7065	LOCK WASHER	2		8.100 MM (0.319")
	19M7139	CAP SCREW	2		M8 X 20
	24M7055	WASHER	2		8.400 X 16 X 1.600 MM (0.331" X 0.630" X 0.063")
28	AT213603	SCREW, WITH WASHER	2		
29	AT215529	AIR CONDITIONER	1		
30	AT215531	HOUSING	1		
31	AT215521	PLUG	1		

TP54811 -UN-30MAY97

AIR CONDITIONER SYSTEM



TP54811

OPERATOR'S STATION

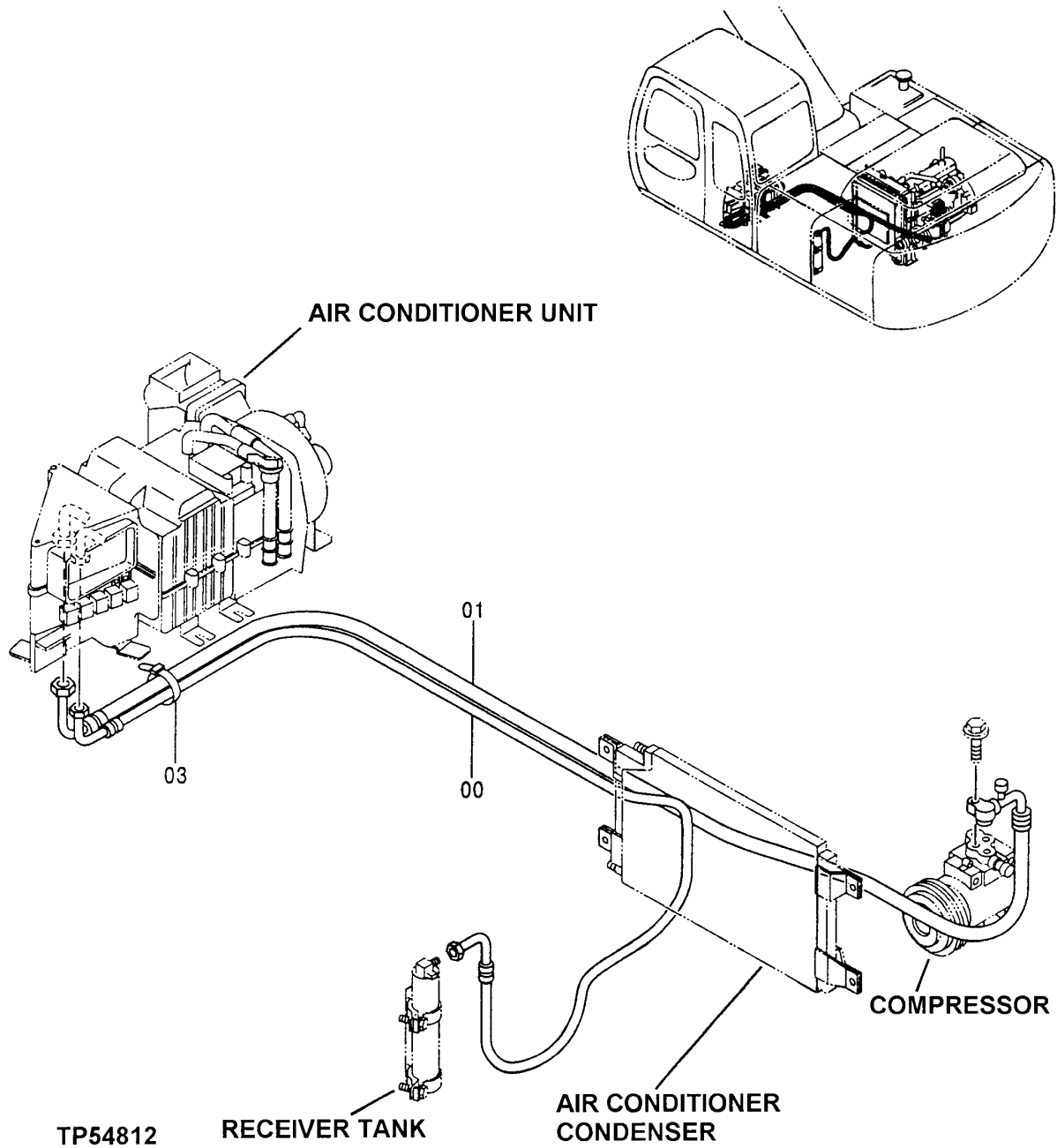
AIR CONDITIONER SYSTEM

KEY	PART NO.	PART NAME	QTY	SERIAL NO.	REMARKS
0	AT218181	BRACKET	1		
1	AT215468	SCREW, WITH WASHER	2		
2	19M7489	CAP SCREW	2		M16 X 45
3	12H294	LOCK WASHER	2		15.875 MM (5/8")
4	24M7053	WASHER	2		17 X 30 X 3 MM (0.669" X 1.181" X 0.118")
5	AT215526	VAPOR CONDENSER	1		
6	AT215511	TANK	1		
7	AT218182	BOLT	4		
8	12M7065	LOCK WASHER	4		8.100 MM (0.319")
9	24M7055	WASHER	4		8.400 X 16 X 1.600 MM (0.331" X 0.630" X 0.063")
10	AT215512	SUPPORT	1		
11	AT213915	IDLER	1		
12	AT217131	COUPLING	1		
13	AT218183	BELT	1	-060003	
	AT182688	BELT	1	060004-	
16	AT218184	BRACKET	1		
17	AT218185	BRACKET	1		
18	19M7402	CAP SCREW	4		M10 X 25
	12M7066	LOCK WASHER	4		10.200 MM (0.402")
	24M7028	WASHER	4		10.500 X 20 X 2 MM (0.413" X 0.787" X 0.079")
19	19M7881	SCREW	4		M8 X 20
24	19M7881	SCREW	2		M8 X 20
28	AT218186	HOSE	1		
29	AT218187	HOSE	1		
30	19M7933	CAP SCREW	2		M6 X 25
	12M7006	LOCK WASHER	2		6.100 MM (0.240")
	24M7054	WASHER	2		6.400 X 12 X 1.600 MM (0.252" X 0.472" X 0.063")
31	19M7874	CAP SCREW	2		M6 X 30
	12H302	LOCK WASHER	2		6.350 MM (1/4")
35	AT215519	WIRING HARNESS	1		
39	H77698	TIE BAND	5		
40	TH108793	CLIP	4		
42	AT154928	CLIP	2		
43	19M7938	CAP SCREW	4		M10 X 20
	12M7066	LOCK WASHER	4		10.200 MM (0.402")

TP54812

-UN-05JUN97

AIR CONDITIONER PIPING

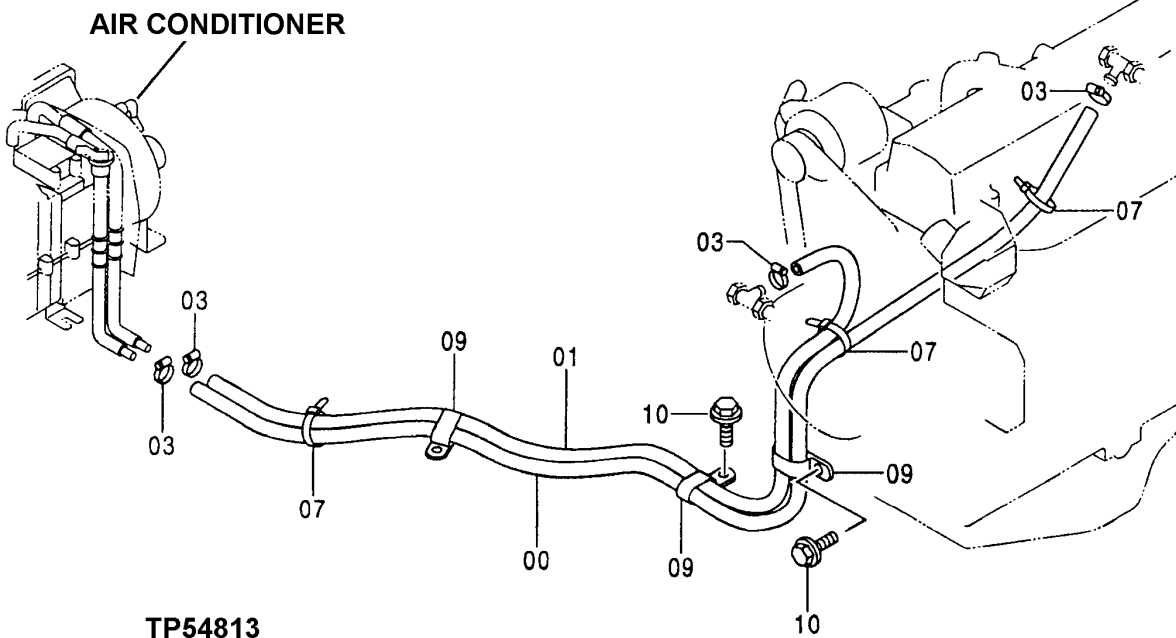
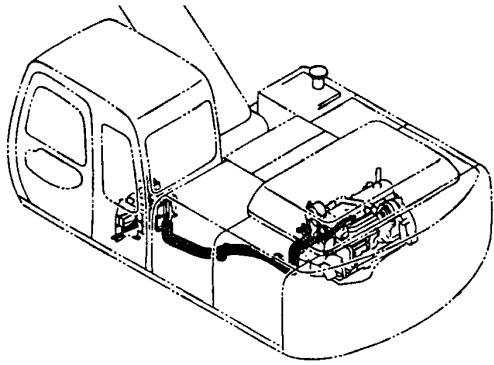


AIR CONDITIONER PIPING

KEY	PART NO.	PART NAME	QTY	SERIAL NO.	REMARKS
0	AT218188	HOSE	1		
1	AT215548	HYDRAULIC HOSE	1		
3	H77698	TIE BAND	1		

TP54813 -UN-05JUN97

AIR CONDITIONER PIPINGS

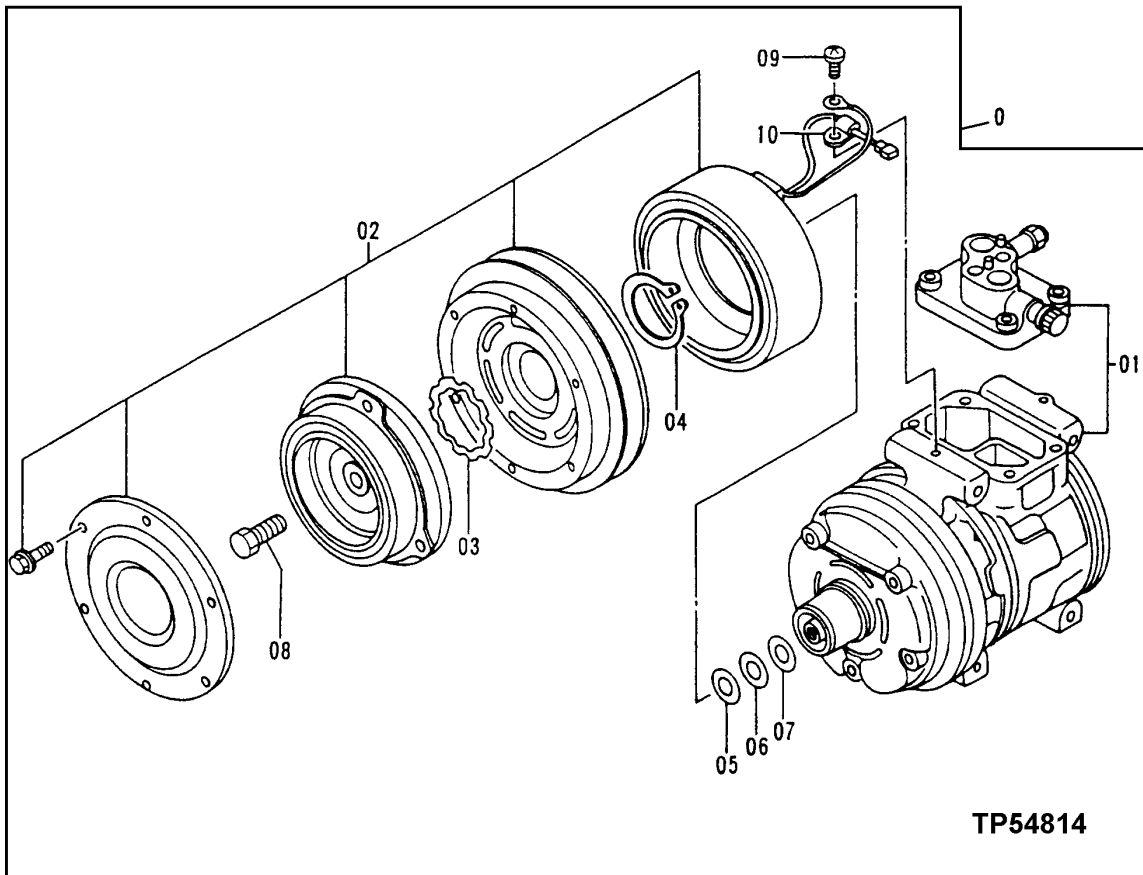


AIR CONDITIONER PIPINGS

KEY	PART NO.	PART NAME	QTY	SERIAL NO.	REMARKS
0	HOSE	1		(FURNISH TY22325 BULK MATERIAL CUT TO LENGTH) (P63188 NOT AVAILABLE FOR SERVICE)
1	HOSE	1		(FURNISH TY22325 BULK MATERIAL CUT TO LENGTH) (P63188 NOT AVAILABLE FOR SERVICE)
3	AA34965	CLAMP	4		
7	H77698	TIE BAND	3		
9	TH109445	CLIP	3		
10	12M7066	LOCK WASHER	2		10.200 MM (0.402")
	19M7938	CAP SCREW	2		M10 X 20

TP54814 -UN-02JUN97

AIR CONDITIONER COMPRESSOR



OPERATOR'S STATION

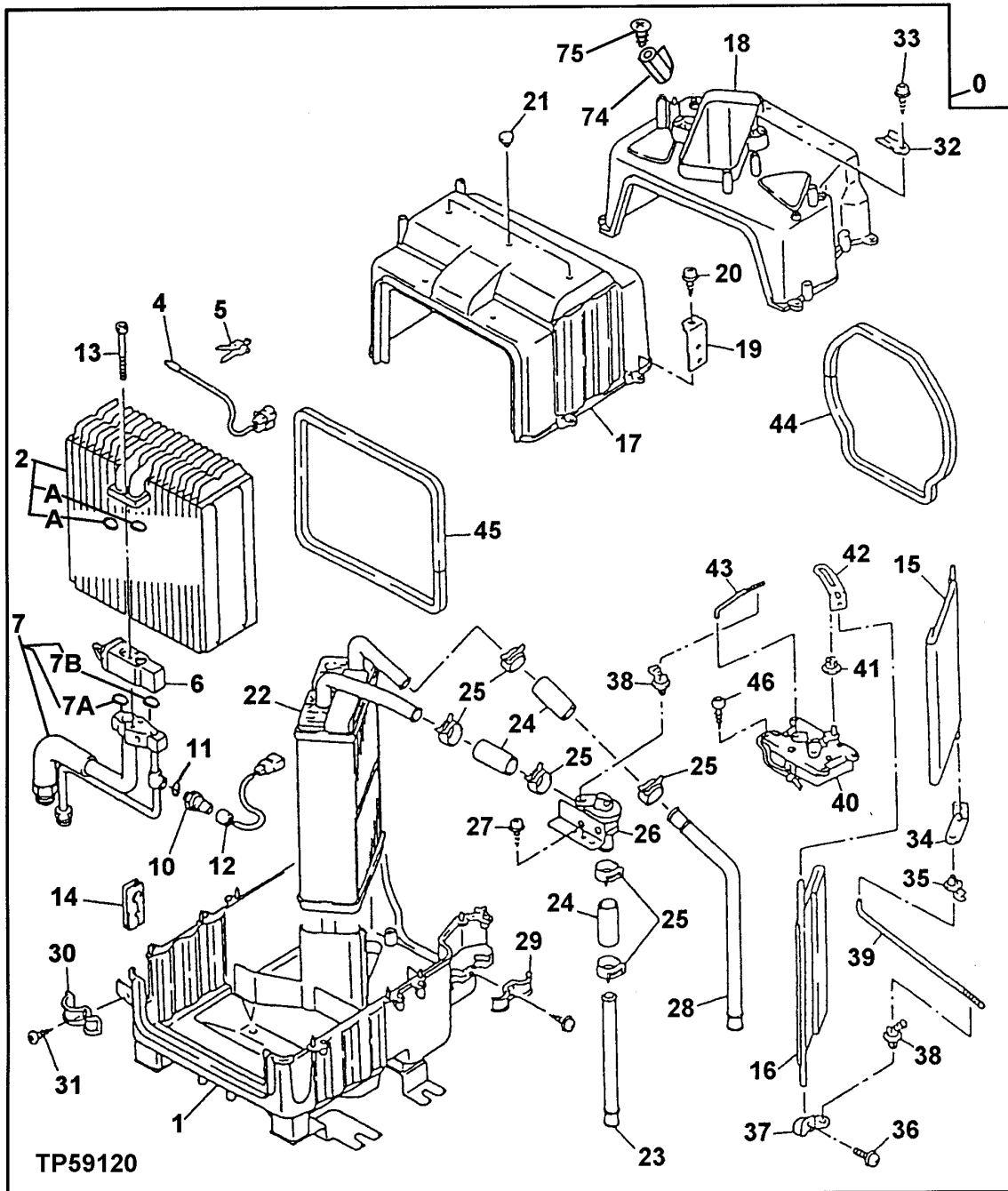
AIR CONDITIONER COMPRESSOR

KEY	PART NO.	PART NAME	QTY	SERIAL NO.	REMARKS
0	AT215510	COMPRESSOR	1		
1	AT217100	COMPRESSOR	1		
2	AT217101	CLUTCH	1		
3	AT217102	RETAINER	1		
4	AT217103	RETAINER	1		
5	AT217104	WASHER	1		
6	AT217105	WASHER	1		
7	AT217106	WASHER	1		
8	AT217107	BOLT	1		
9	AT217108	SCREW	1		
10	AT217109	CLAMP	1		

TP59120

-UN-20MAY98

AIR CONDITIONER COMPONENTS



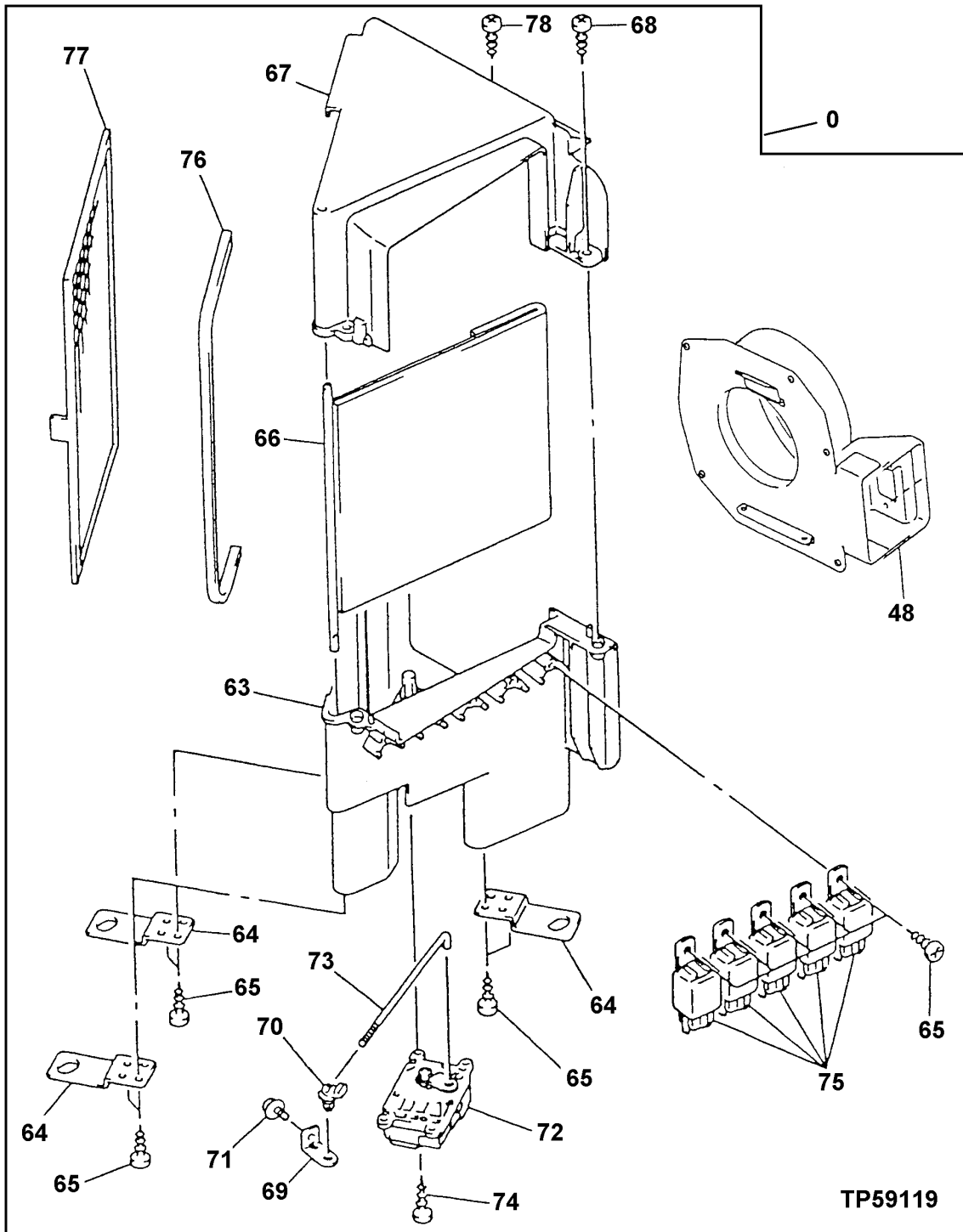
OPERATOR'S STATION

AIR CONDITIONER COMPONENTS

KEY	PART NO.	PART NAME	QTY	SERIAL NO.	REMARKS
0	AT215529	AIR CONDITIONER	1		(CONTAINS ALL ITEMS ON THIS PAGE - ADDITIONAL COMPONENTS LISTED ON FOLLOWING PAGE)
1	AT180993	HOUSING	1		
2	AT180994	EVAPORATOR	1		
2A	AT180995	O-RING	2		
4	AT180996	THERMOSTAT	1		
5	AT180997	CLAMP	1		
6	AT180998	VALVE	1		
7	AT180999	TUBE	1		
7A	AT180995	O-RING	1		
7B	AT181001	O-RING	1		
10	AT181002	PRESSURE SWITCH	1		
11	AT181003	O-RING	1		
12	AT181004	WIRING HARNESS	1		
13	19M8627	SCREW	2		M6 X 20
14	AT181005	GROMMET	1		
15	AT181006	DOOR	1		
16	AT181007	DOOR	1		
17	AT181008	HOUSING	1		
18	AT181009	HOUSING	1		
19	AT181010	ANGLE	1		
20	AT181011	SCREW	11		
21	AT181012	CLAMP	3		(NO LONGER REQUIRED)
22	AT181013	RADIATOR	1		
23	AT181014	PIPE	1		
24	AT181015	HOSE	3		
25	AT181016	HOSE CLAMP	6		
26	AT181017	VALVE	1		
27	AT181018	SCREW	2		
28	AT181019	PIPE	1		
29	AT181020	CLAMP	1		
30	AT181021	CLAMP	1		
31	AT181022	SCREW	1		
32	AT181023	BRACKET	1		
33	AT181024	SCREW	1		
34	AT173809	LEVER	1		
35	AT173819	BUSHING	2		
36	AT181025	SCREW, WITH WASHER	3		
37	AT173807	LEVER	1		
38	AT173818	CLAMP	2		
39	AT181026	ROD	1		
40	AT181027	MOTOR	1		
41	AT173817	BUSHING	1		
42	AT181028	LEVER	1		
43	AT181029	ROD	1		
44	AT181030	ISOLATOR	2		
45	AT181031	ISOLATOR	1		
46	AT181032	SCREW	3		
74	AT181023	BRACKET	1		
75	AT181024	SCREW	1		

TP59119 -UN-07MAY98

AIR CONDITIONER COMPONENTS



OPERATOR'S STATION

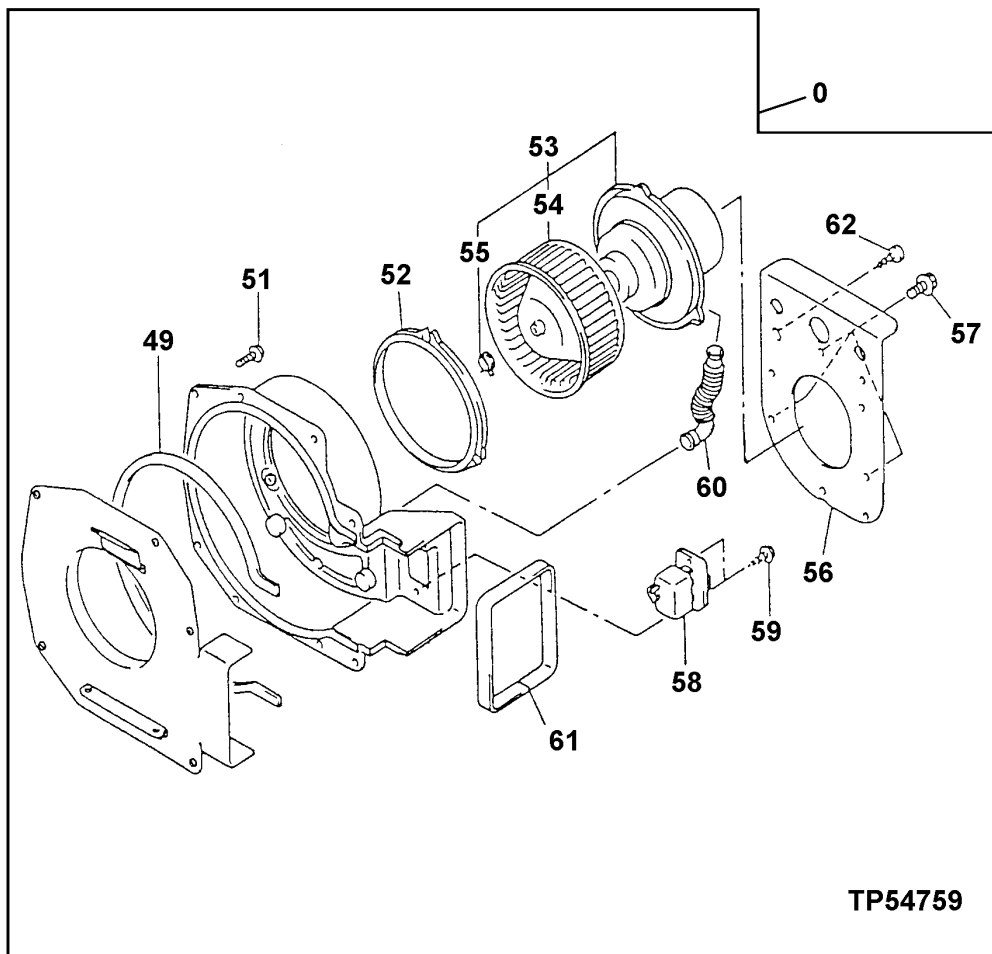
AIR CONDITIONER COMPONENTS

KEY	PART NO.	PART NAME	QTY	SERIAL NO.	REMARKS
0	AT215529	AIR CONDITIONER	1		(CONTAINS ALL ITEMS ON THIS PAGE - ADDITIONAL COMPONENTS LISTED ON PREVIOUS AND FOLLOWING PAGES)
48	AT181033	BLOWER	1		
63	AT181044	HOUSING	1		
64	AT181045	BRACKET	3		
65	AT181024	SCREW	AR		
66	AT181047	DOOR	1		
67	AT181048	HOUSING	1		
68	AT181011	SCREW	3		
69	AT181049	LEVER	1		
70	AT173818	CLAMP	1		
71	AT181025	SCREW, WITH WASHER	1		
72	AT181050	MOTOR	1		
73	AT181051	HOOK BOLT	1		
74	AT181052	SCREW	3		
75	AT181053	RELAY	5		
76	AT181054	ISOLATOR	1		
77	AT181055	FILTER	1		
78	AT218133	BOLT	4		

TP54759

-UN-22APR97

AIR CONDITIONER BLOWER



AIR CONDITIONER BLOWER

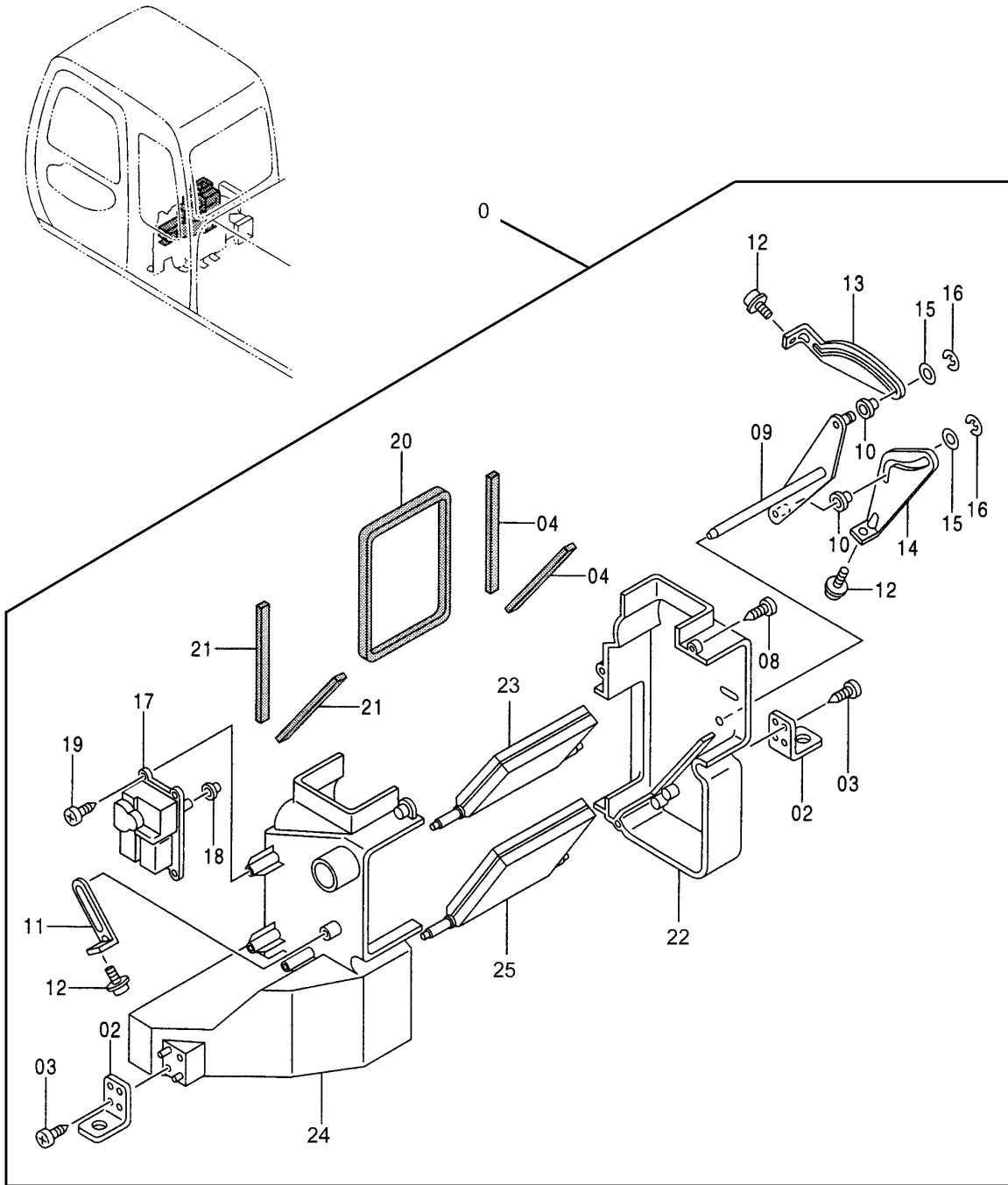
KEY	PART NO.	PART NAME	QTY	SERIAL NO.	REMARKS
0	AT181033	BLOWER	1		
49	AT173820	ISOLATOR	1		
51	AT181034	SCREW	5		
52	AT173804	GASKET	1		
53	AT218146	MOTOR	1		
54	AT181036	BLOWER FAN	1		
55	AT181037	CLAMP	1		
56	AT181038	BRACKET	1		
57	AT181039	SCREW	3		
58	AT181040	RESISTOR	1		
59	AT181041	SCREW	2		
60	AT173815	TUBE	1		
61	AT181042	PACKING	1		
62	AT181043	SCREW	1		
80	AT215529	AIR CONDITIONER	1		

(NOT ILLUSTRATED) (CONTAINS ALL ITEMS LISTED
ON THIS PAGE - ADDITIONAL COMPONENTS LISTED
ON PREVIOUS PAGES)

TP66815

-UN-08OCT99

AIR CONDITIONER HOUSING UNIT COMPONENTS



TP66815

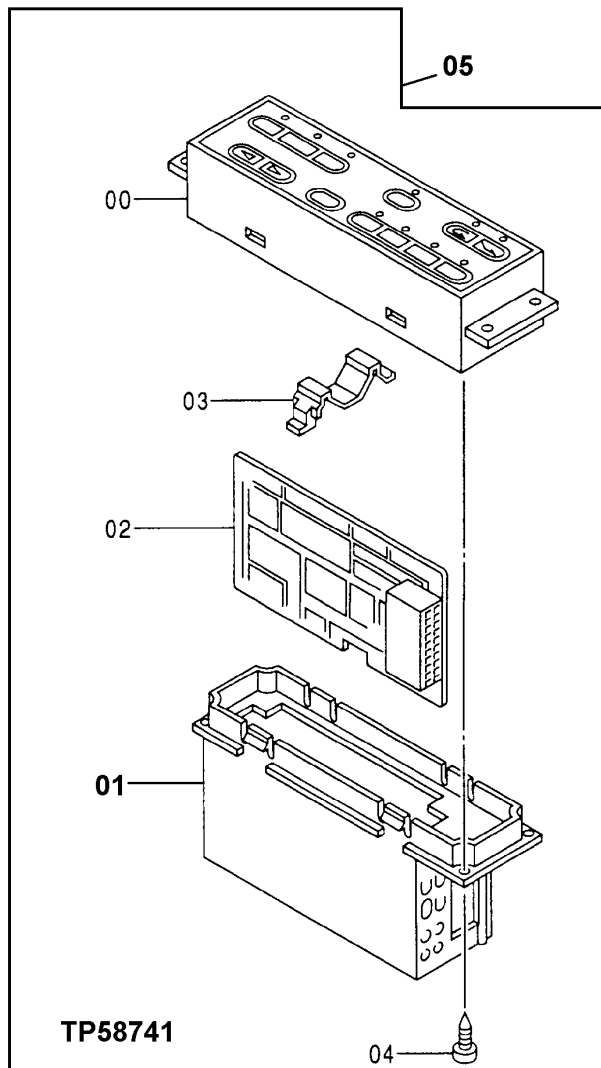
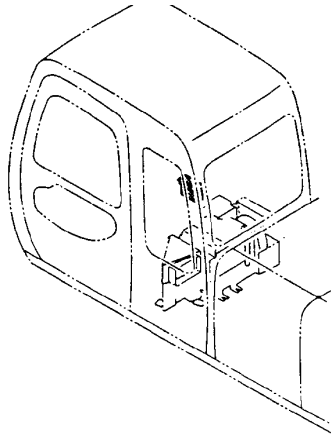
OPERATOR'S STATION

AIR CONDITIONER HOUSING UNIT COMPONENTS

KEY	PART NO.	PART NAME	QTY	SERIAL NO.	REMARKS
0	AT215531	HOUSING	1		
2	AT181056	ANGLE	2		
3	AT181024	SCREW	4		
4	AT181057	ISOLATOR	2		
8	AT181011	SCREW	4		
9	AT181059	LEVER	1		
10	AT181060	BUSHING	2		
11	AT181061	LEVER	1		
12	AT181025	SCREW, WITH WASHER	3		
13	AT181062	LEVER	1		
14	AT181063	LEVER	1		
15	AT181064	BUSHING	2		
16	AT181066	SNAP RING	2		
17	AT181067	MOTOR	1		
18	AT181068	BUSHING	1		
19	AT181069	SCREW	3		
20	AT181070	ISOLATOR	1		
21	AT181071	ISOLATOR	2		
22	AT218134	HOUSING	1		
23	AT218135	DOOR	1		
24	AT218137	HOUSING	1		
25	AT218136	DOOR	1		

TP58741 -UN-05AUG97

AIR CONDITIONER CONTROLLER



OPERATOR'S STATION

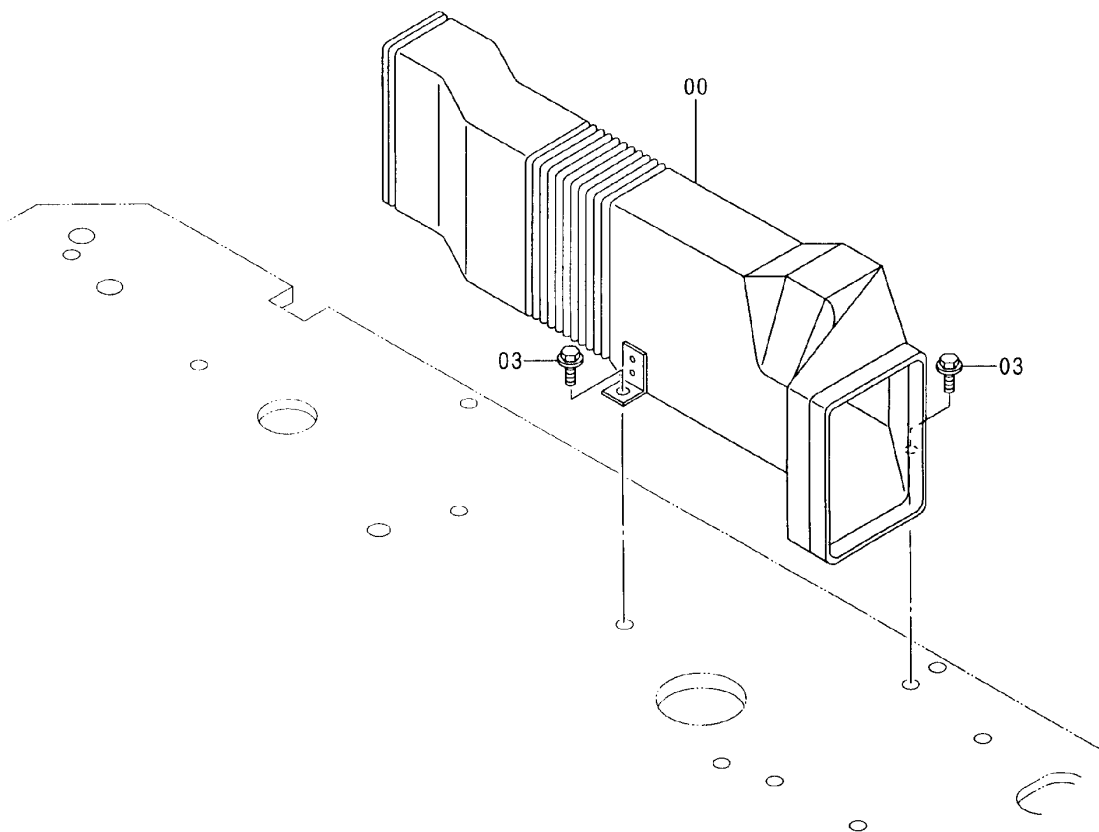
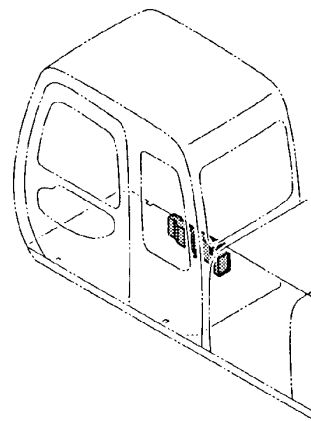
AIR CONDITIONER CONTROLLER

KEY	PART NO.	PART NAME	QTY	SERIAL NO.	REMARKS
0	AT180986	HOUSING	1		
1	AT218138	HOUSING	1		
2	AT180988	MICROCOMPUTER	1		
3	AT180990	RETAINER	1		
4	AT180992	SCREW	4		
5	AT215530	CONTROL	1		

TP47995

-UN-22MAY96

AIR CONDITIONER DUCT



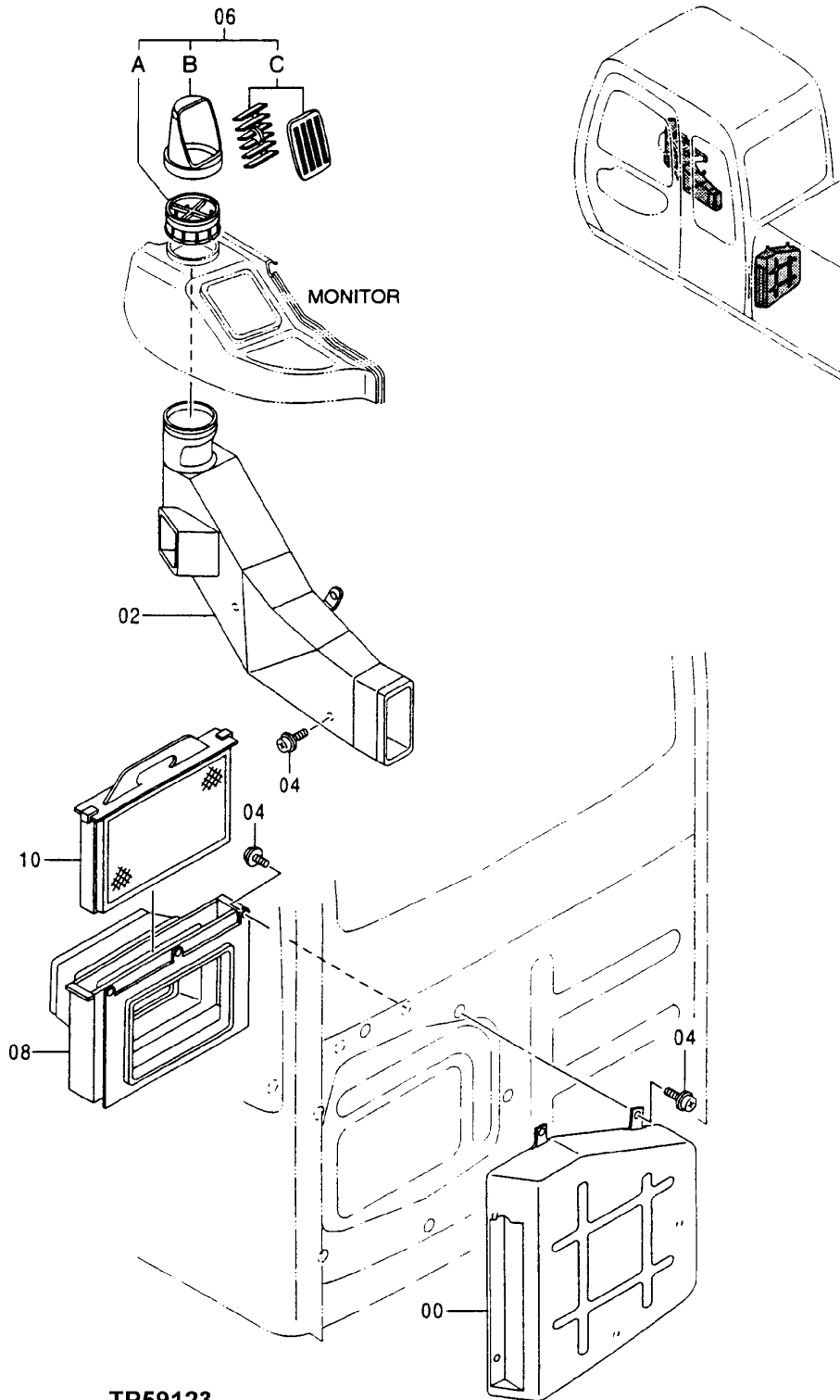
TP47995

AIR CONDITIONER DUCT

KEY	PART NO.	PART NAME	QTY	SERIAL NO.	REMARKS
0	AT213924	AIR DUCT	1		
3	12M7066	LOCK WASHER	2		10.200 MM (0.402")
	19M7402	CAP SCREW	2		M10 X 25

TP59123 -UN-12MAY98

AIR CONDITIONER DUCT



TP59123

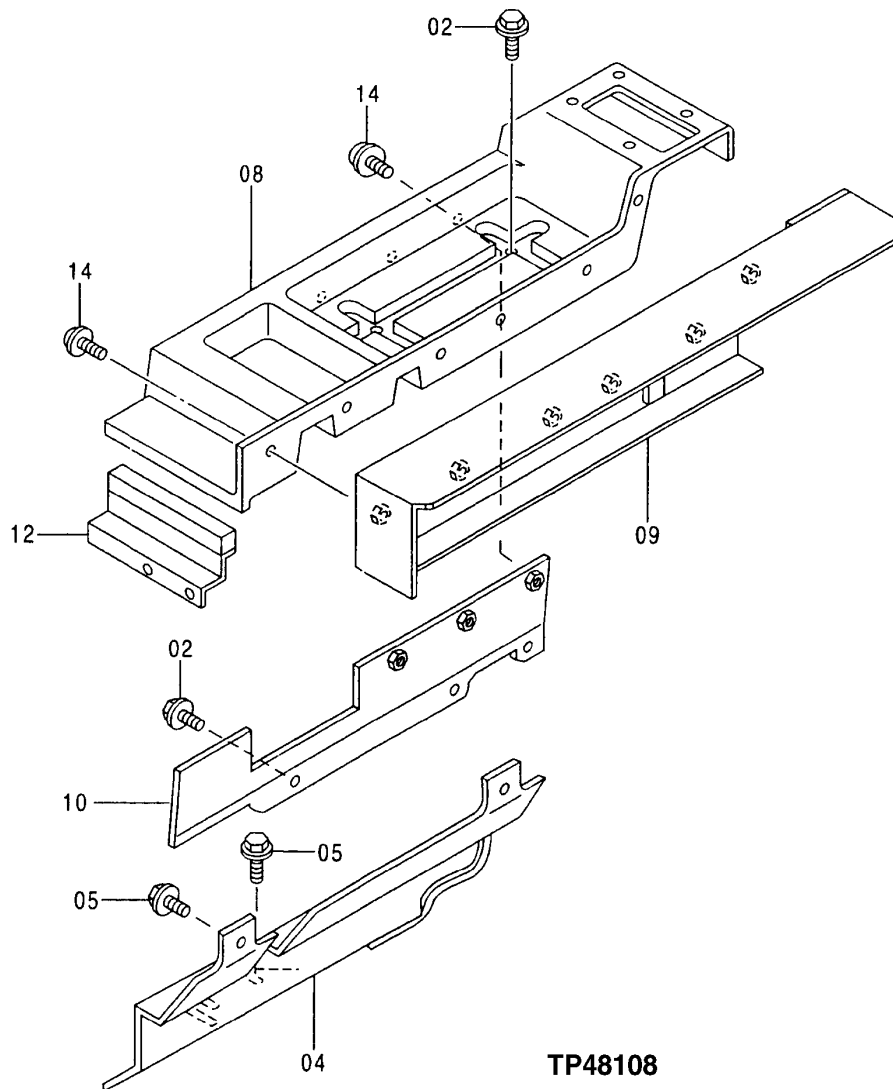
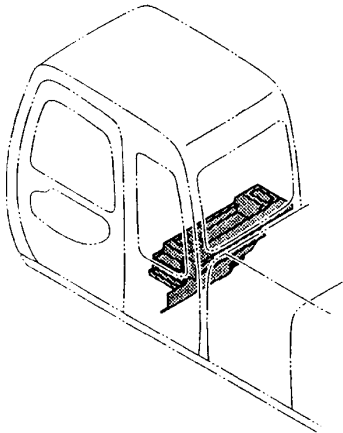
OPERATOR'S STATION

AIR CONDITIONER DUCT

KEY	PART NO.	PART NAME	QTY	SERIAL NO.	REMARKS
0	AT213935	AIR DUCT	1		
2	AT213923	AIR DUCT	1		
4	19M8425	CAP SCREW	12	M6 X 16	
	24M7293	WASHER	12		6.500 X 13 X 1.600 MM (0.256" X 0.512" X 0.063")
	12M7006	LOCK WASHER	12		6.100 MM (0.240")
6	AP34401	AIR DUCT	1		
6A	AT214275	BASE	1		
6B	AT214273	HOUSING	1		
6C	AT214274	AIR DUCT	1		
8	AT213939	AIR DUCT	1		
10	AT213943	FILTER	1		

TP48108 -UN-05AUG96

REAR TRAY
(FOR UNITS WITH HEATER)



TP48108

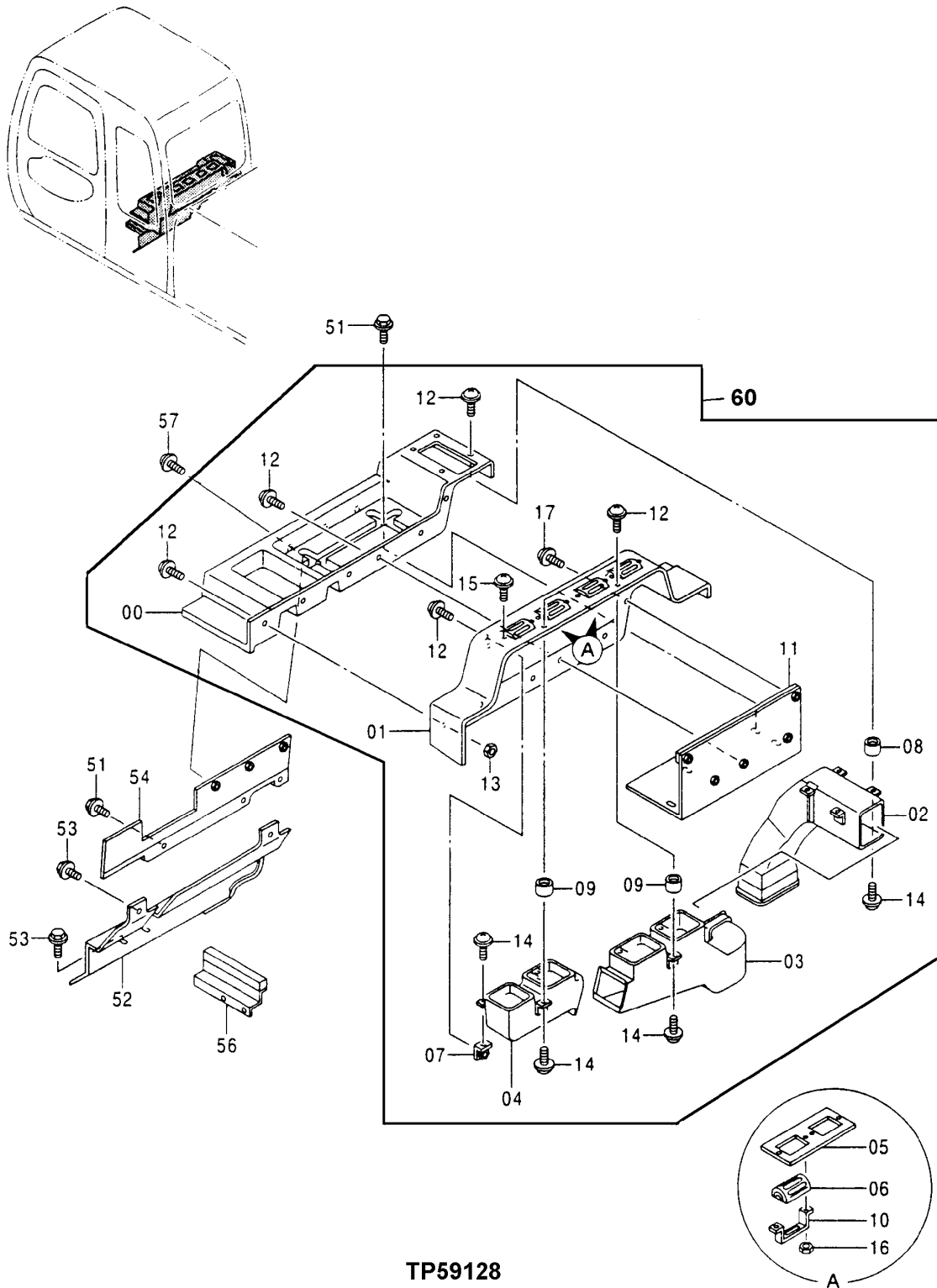
OPERATOR'S STATION

**REAR TRAY
(FOR UNITS WITH HEATER)**

KEY	PART NO.	PART NAME	QTY	SERIAL NO.	REMARKS
2	AT213603	SCREW, WITH WASHER	6		
4	AT215112	COVER	1		
5	19M7881	SCREW	4		M8 X 20
8	AT215082	TRAY	1		
9	AT215115	COVER	1		
10	AT215122	BRACKET	1		
12	AT215119	BRACKET	1		
14	AT215471	SCREW, WITH WASHER	9		

REAR TRAY
(FOR UNITS WITH AIR CONDITIONER)

TP59128 -UN-13MAY98



TP59128

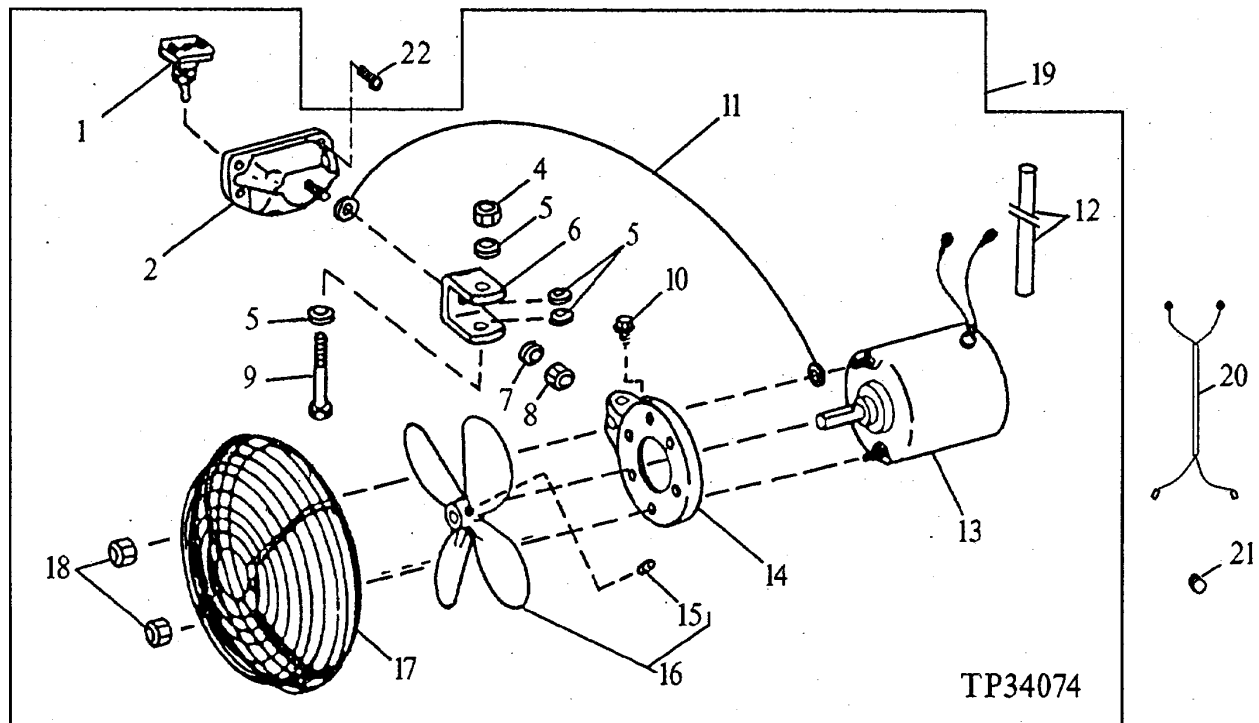
OPERATOR'S STATION

**REAR TRAY
(FOR UNITS WITH AIR CONDITIONER)**

KEY	PART NO.	PART NAME	QTY	SERIAL NO.	REMARKS
0	AT215476	TRAY	1		
1	AT215478	COVER	1		
2	AT213936	AIR DUCT	1		
3	AT213937	AIR DUCT	1		
4	AT213938	AIR DUCT	1		
5	AT215535	CUSHION	2		
6	AT215534	LOUVER	4		
7	AT215614	BRACKET	4		
8	AT215556	BUSHING	4		
9	AT215557	BUSHING	2		
10	AT215567	BRACKET	4		
11	AT215602	BRACKET	1		
12	AT215471	SCREW, WITH WASHER	16		
13	14M7272	NUT	3	M6	
14	24M7054	WASHER	10		6.400 X 12 X 1.600 MM (0.252" X 0.472" X 0.063")
15	AT213608	SCREW, WITH WASHER	8		
16	14M7139	NUT	8	M4	
17	21M7246	SCREW	2	M6 X 16	
	12M7006	LOCK WASHER	2	6.100 MM (0.240")	
	24M7105	WASHER	2	6 X 12 X 1.600 MM (0.236" X 0.472" X 0.063")	
51	AT213603	SCREW, WITH WASHER	6		
52	AT215112	COVER	1		
53	19M7881	SCREW	4	M8 X 20	
54	AT215122	BRACKET	1		
56	AT215119	BRACKET	1		
57	AT215471	SCREW, WITH WASHER	3		
60	AT250253	TRAY	1		

TP34074 -UN-01JAN94

DEFROSTER / AIR CIRCULATION FAN



TP34074

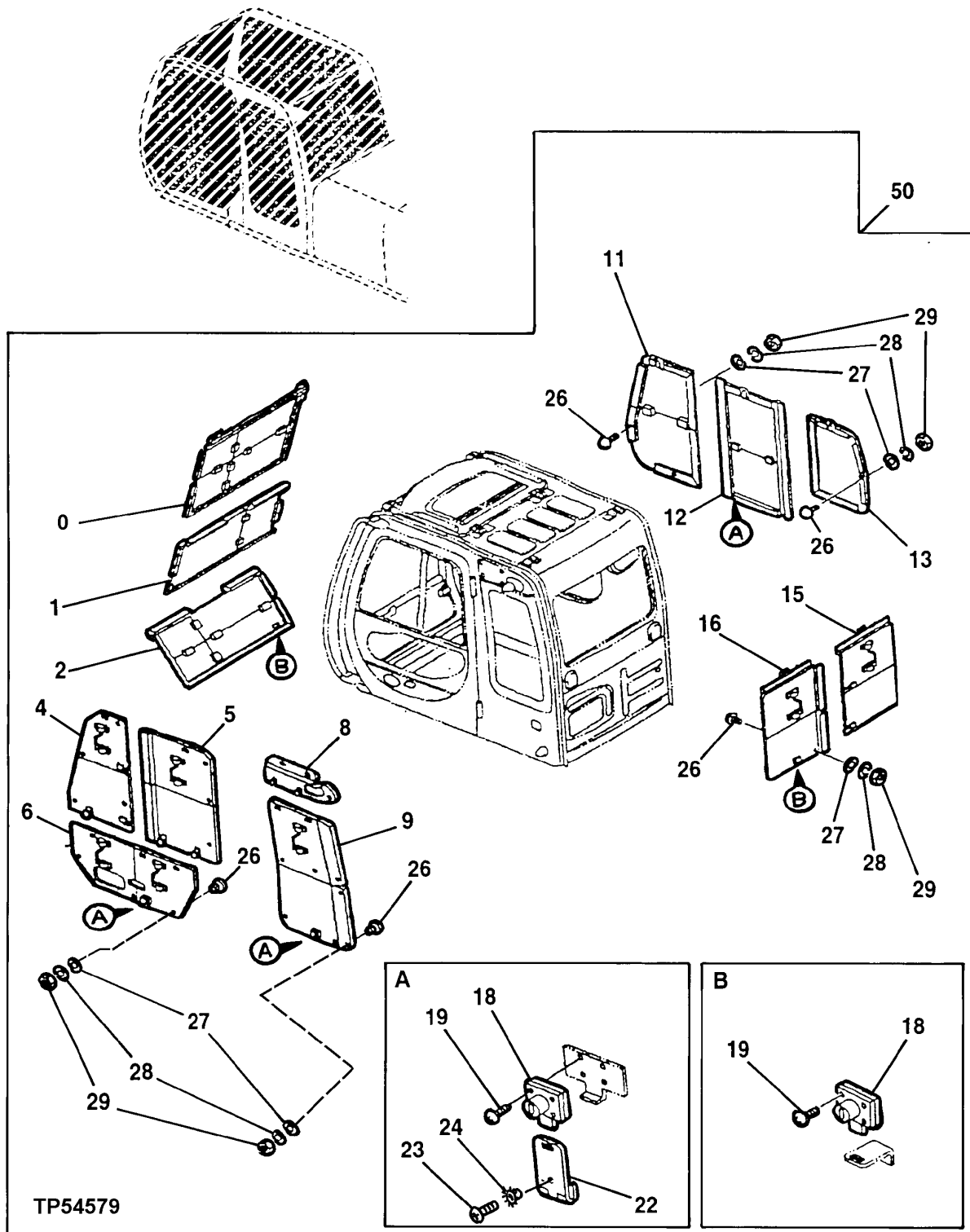
KEY	PART NO.	PART NAME	QTY	SERIAL NO.	REMARKS
1	T55564	TOGGLE SWITCH	1		
2	BASE	1		
4	LOCK NUT	1		(USE E19700 IF AVAILABLE)
5	T27860	WASHER	4		
6	BRACKET	1		
7	24H1136	WASHER	2		11/32" X 11/16" X 0.065"
8	LOCK NUT	1		
9	19H2650	CAP SCREW	1		1/4" X 2"
10	N162946	SCREW	1		
11	WIRING LEAD	1		(MAKE FROM PM797NA WIRE KIT)
12	T105943	CONDUIT	1		
13	MOTOR	1		
14	BRACKET	1		
15	SET SCREW	1		
16	AT101945	FAN BLADE	1		
17	AT101944	GUARD	1		
18	LOCK NUT	2		
19	AT84953	FAN	1		
20	AT159804	WIRING HARNESS	1		
21	R26409	GROMMET	1		
22	37H129	SCREW	4		
25	KIT	1		(AT161192 NOT AVAILABLE FOR SERVICE) (NOT ILLUSTRATED - CONTAINS ALL ITEMS ON THIS PAGE) (SEE MSP 702 INSTALLATION INSTRUCTION CARD FOR T145288 INSTRUCTIONS)

MEMORANDA

ORDER REPAIR AND REPLACEMENT PARTS FROM SECTION 1910-1919 USING JOHN DEERE CAGE CODE 1J955.

TP54579 -UN-18FEB97

WINDOW GUARDS



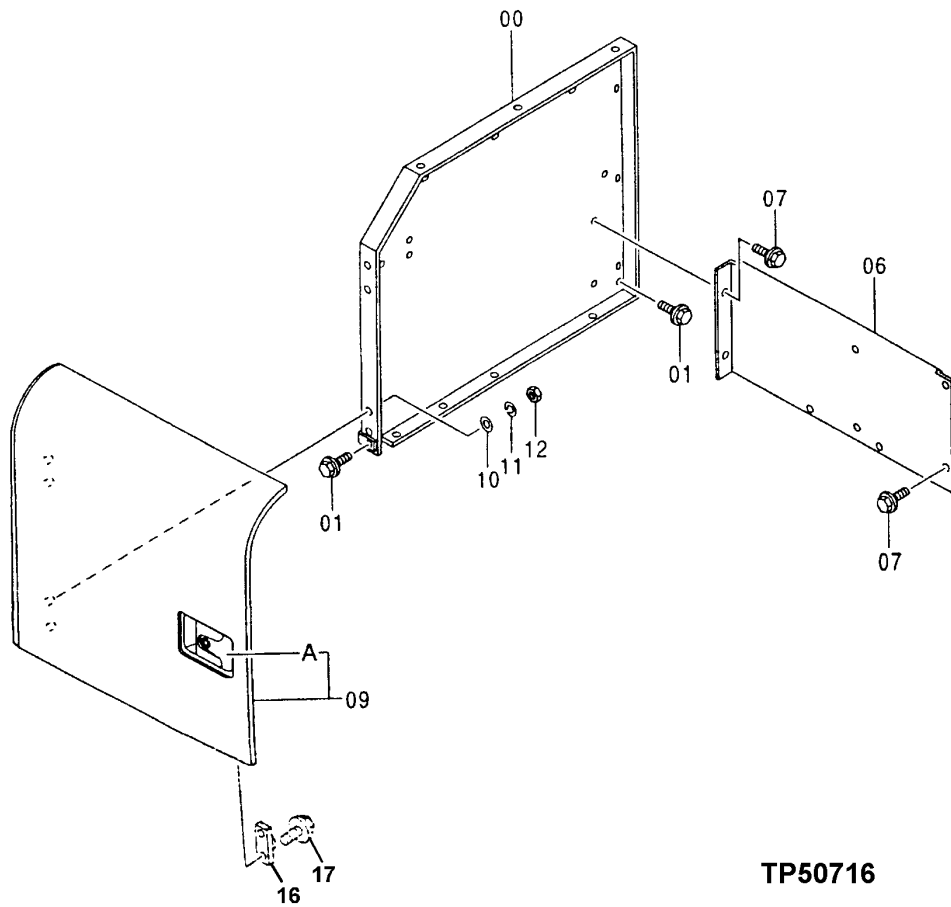
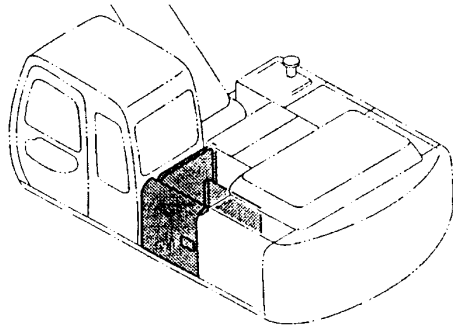
SHEET METAL AND STYLING

WINDOW GUARD

KEY	PART NO.	PART NAME	QTY	SERIAL NO.	REMARKS
0	AP34420	COVER	1		
1	AP34636	COVER	1		
2	AP34421	COVER	1		
4	AP34637	COVER	1		
5	AP34422	COVER	1		
6	AP34638	COVER	1		
8	AP34423	COVER	1		
9	AP34639	COVER	1		
11	AP34424	COVER	1		
12	AP34640	COVER	1		
13	AP34425	COVER	1		
15	AP34652	COVER	1		
16	AP34426	COVER	1		
18	AT176636	LOCK	5		
18A	AT147803	KEY	1		(H800) (NOT ILLUSTRATED)
19	21M7022	SCREW	20		M5 X 20
	12M7064	LOCK WASHER	20		5.100 MM (0.201")
22	TH108983	HINGE	3		
23	21M7249	SCREW	6		M5 X 10
24	TH111908	WASHER	6		5.300 MM (0.209")
26	AT155189	STOP	32		
27	24M7027	WASHER	32		5.300 X 10 X 1 MM (0.209" X 0.394" X 0.039")
28	12M7064	LOCK WASHER	32		5.100 MM (0.201")
29	14M7297	NUT	32		M5
50	AP33356	KIT	1		(VANDAL PROTECTION)

TP50716 -UN-05DEC97

COVER



TP50716

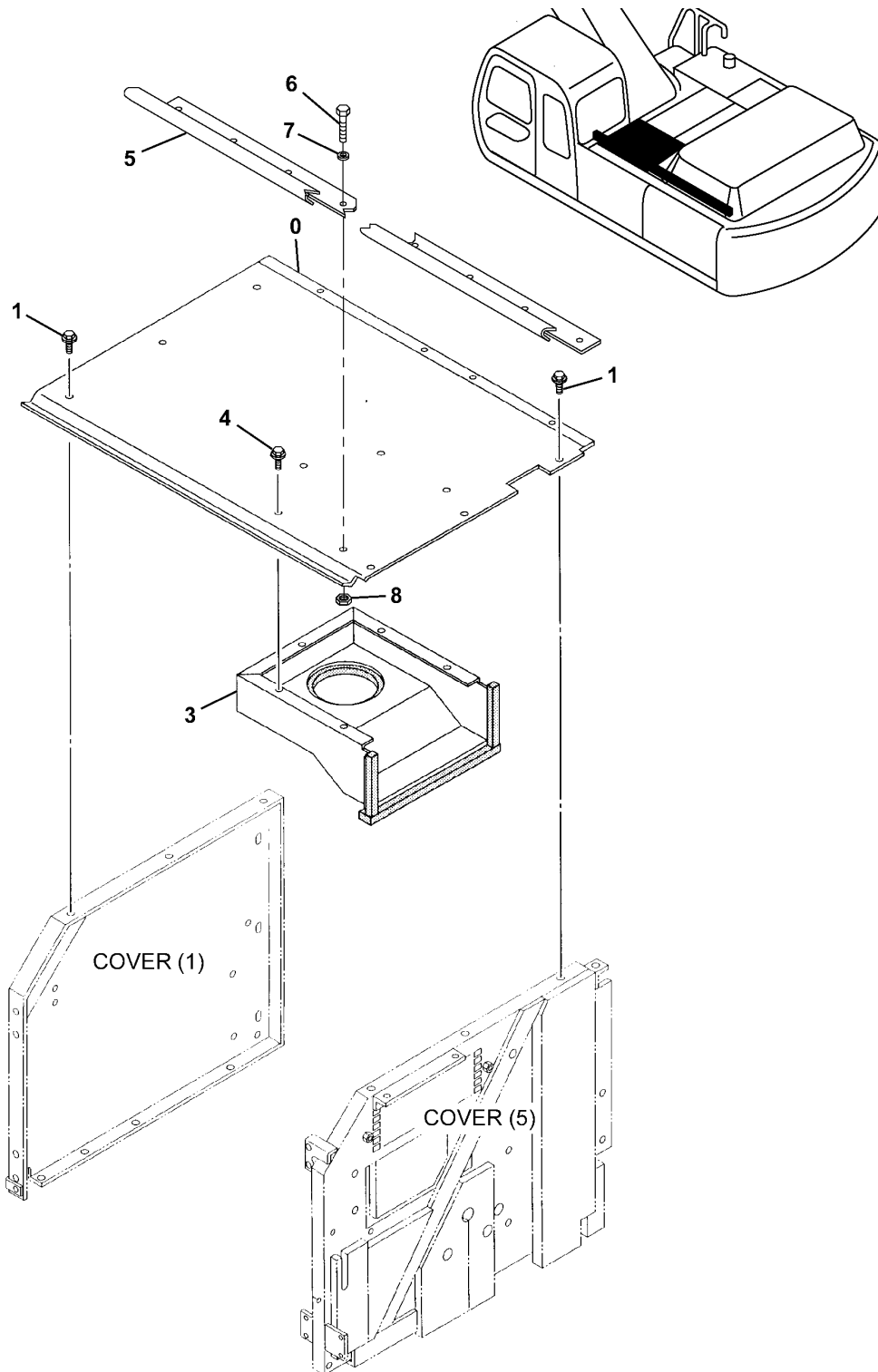
SHEET METAL AND STYLING

COVER

KEY	PART NO.	PART NAME	QTY	SERIAL NO.	REMARKS
0	AT214337	COVER	1		
1	19M7662	CAP SCREW	2	M10 X 30	
	24M7028	WASHER	2	10.500 X 20 X 2 MM (0.413" X 0.787" X 0.079")	
	12M7066	LOCK WASHER	2	10.200 MM (0.402")	
6	AT217740	COVER	1		
7	19M7402	CAP SCREW	6	M10 X 25	
	24M7346	WASHER	6	11 X 20 X 2 MM (0.433" X 0.787" X 0.079")	
	12M7067	LOCK WASHER	6	12.200 MM (0.480")	
9	AT217841	DOOR	1		
9A	AT214010	LOCK	1		
	AT147803	KEY	1		
10	24M7028	WASHER	4	10.500 X 20 X 2 MM (0.413" X 0.787" X 0.079")	
11	12M7066	LOCK WASHER	4	10.200 MM (0.402")	
12	14M7274	NUT	4	M10	
16	AT154916	STOP	2		
17	19M7923	CAP SCREW	4	M6 X 12	
	24M7293	WASHER	4	6.500 X 13 X 1.600 MM (0.256" X 0.512" X 0.063")	
	12M7006	LOCK WASHER	4	6.100 MM (0.240")	

TP66940 -UN-27OCT99

COVER



TP66940

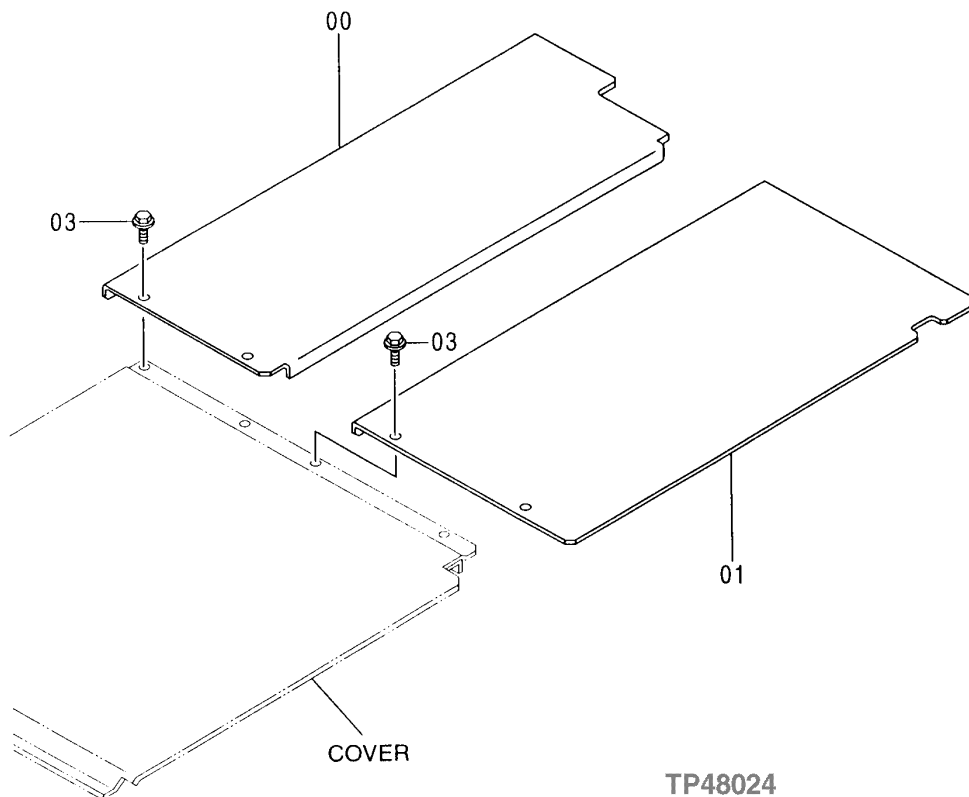
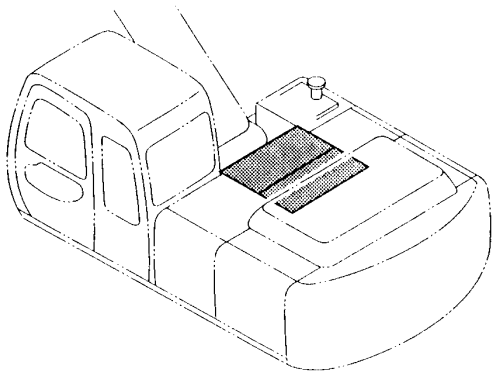
COVER

KEY	PART NO.	PART NAME	QTY	SERIAL NO.	REMARKS
0	AT218192	COVER	1		
1	19M7662	CAP SCREW	6	M10 X 30	
	24M7028	WASHER	6	10.500 X 20 X 2 MM (0.413" X 0.787" X 0.079")	
	12M7066	LOCK WASHER	6	10.200 MM (0.402")	
3	AT215584	COVER	1		
4	19M7402	CAP SCREW	5	M10 X 25	
	12M7067	LOCK WASHER	5	12.200 MM (0.480")	
	24M7346	WASHER	5	11 X 20 X 2 MM (0.433" X 0.787" X 0.079")	
5	500610	HANDRAIL	2	LH-SHOWN (90"), RH-NOT ILLUSTRATED (120") GR	MANUFACTURING PART, ORDER DIRECTLY FROM GR MANUFACTURING
6	19M7358	CAP SCREW	6	M10 X 40	
	19M7658	CAP SCREW	7	M10 X 50	
7	24M7028	WASHER	14	10.500 X 20 X 2 MM	
8	14M7152	NUT	7	M10	

TP48024

-UN-28MAY96

COVER



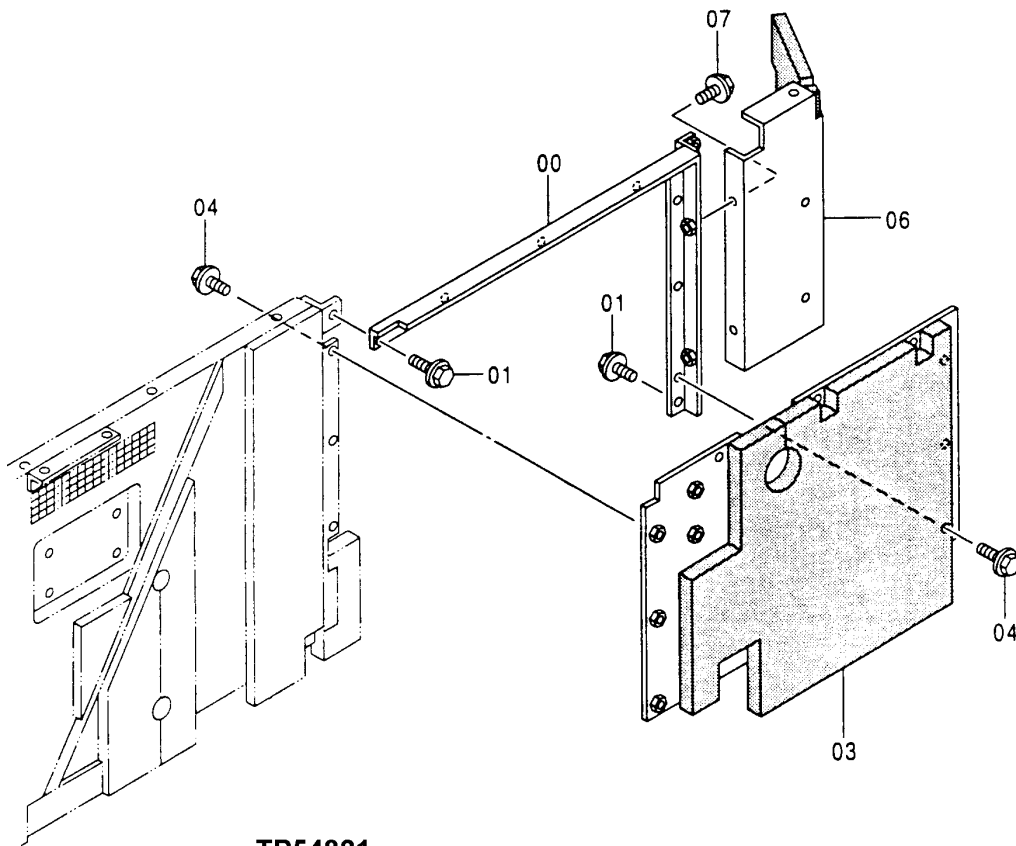
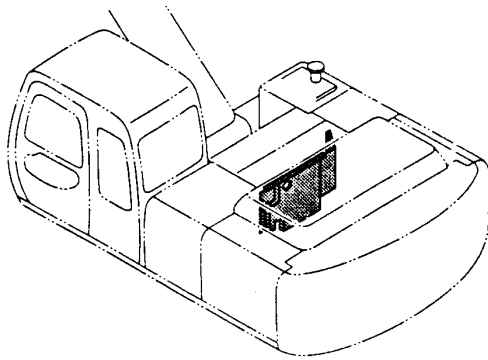
TP48024

COVER

KEY	PART NO.	PART NAME	QTY	SERIAL NO.	REMARKS
0	AT217877	COVER	1		
1	AT217874	COVER	1		
3	19M7662	CAP SCREW	4	M10 X 30	
	24M7028	WASHER	4		10.500 X 20 X 2 MM (0.413" X 0.787" X 0.079")
	12M7066	LOCK WASHER	4		10.200 MM (0.402")

TP54821 -UN-29MAY97

COVER



TP54821

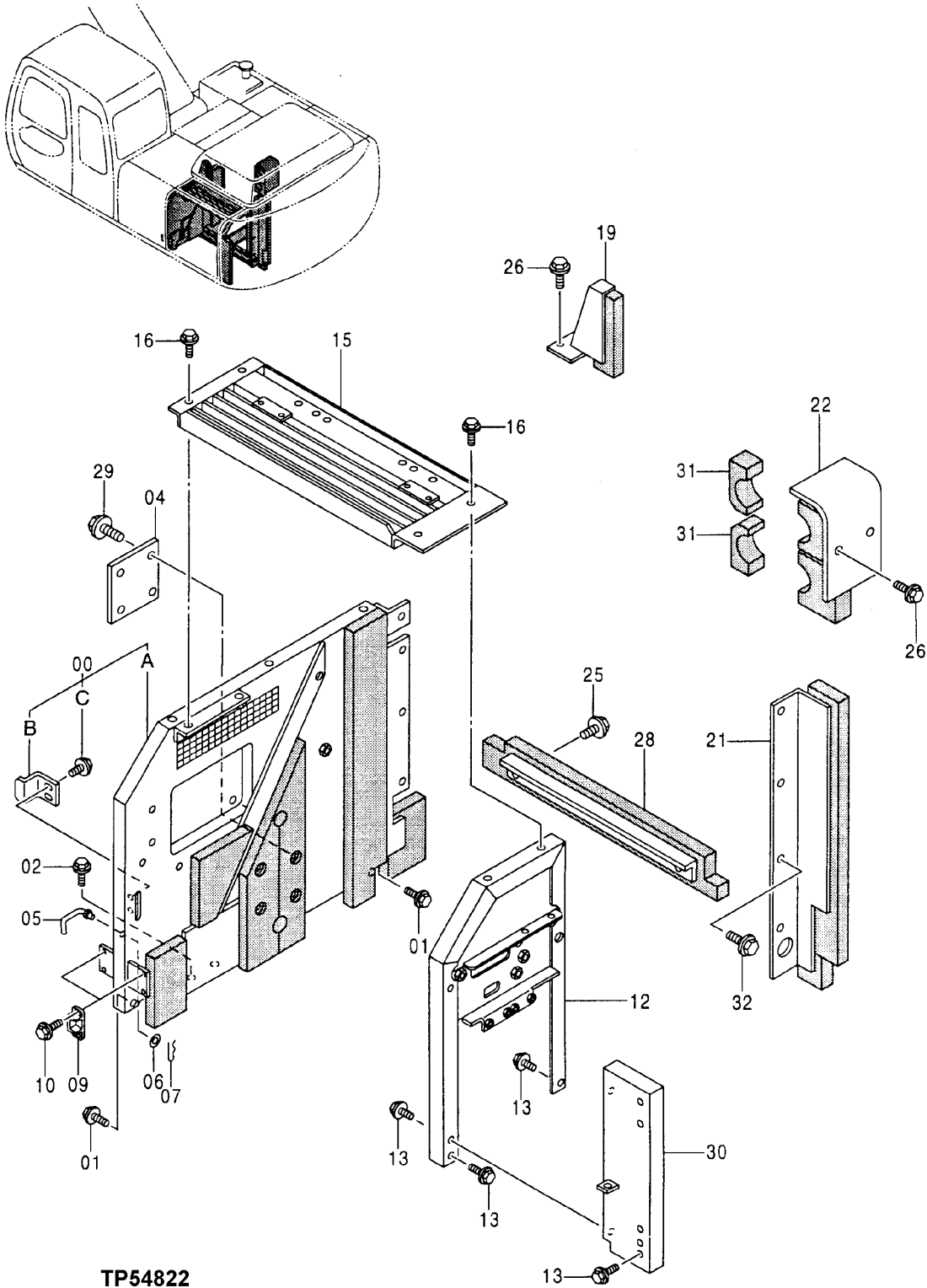
SHEET METAL AND STYLING

COVER

KEY	PART NO.	PART NAME	QTY	SERIAL NO.	REMARKS
0	AT218193	BRACKET	1		
1	19M7662	CAP SCREW	2	M10 X 30	
	24M7028	WASHER	2	10.500 X 20 X 2 MM (0.413" X 0.787" X 0.079")	
	12M7066	LOCK WASHER	2	10.200 MM (0.402")	
3	AT218194	COVER	1		
4	19M7402	CAP SCREW	9	M10 X 25	
	24M7346	WASHER	9	11 X 20 X 2 MM (0.433" X 0.787" X 0.079")	
	12M7067	LOCK WASHER	9	12.200 MM (0.480")	
6	AT218195	COVER	1		
7	19M7402	CAP SCREW	3	M10 X 25	
	24M7346	WASHER	3	11 X 20 X 2 MM (0.433" X 0.787" X 0.079")	
	12M7067	LOCK WASHER	3	12.200 MM (0.480")	

TP54822 -UN-29MAY97

COVER



TP54822

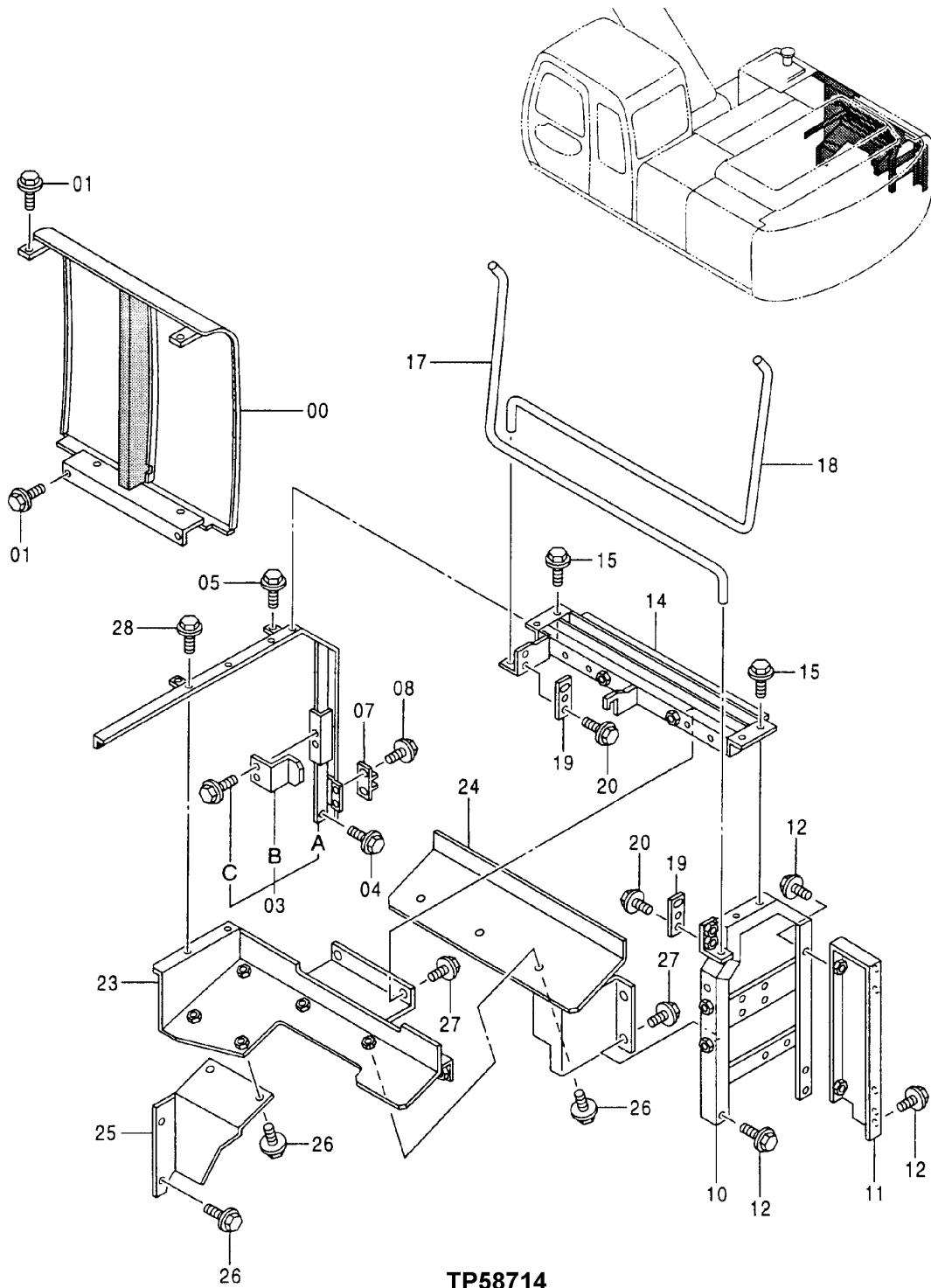
SHEET METAL AND STYLING

COVER

KEY	PART NO.	PART NAME	QTY	SERIAL NO.	REMARKS
0	COVER	1		(NOT AVAILABLE FOR SERVICE)
0A	AT218142	COVER	1		
0B	AT154930	STOP	1		
0C	19M7662	CAP SCREW	2	M10 X 30	
	12M7067	LOCK WASHER	2	12.200 MM (0.480")	
	24M7346	WASHER	2	11 X 20 X 2 MM (0.433" X 0.787" X 0.079")	
1	19M7662	CAP SCREW	2	M10 X 30	
	12M7066	LOCK WASHER	2	10.200 MM (0.402")	
	24M7028	WASHER	2	10.500 X 20 X 2 MM (0.413" X 0.787" X 0.079")	
2	12M7067	LOCK WASHER	2	12.200 MM (0.480")	
	24H1748	WASHER	2	12.700 X 31.750 X 2.667 MM (1/2" X 1-1/4" X 0.105")	
	19M7403	CAP SCREW	2	M12 X 35	
4	AT217766	PLATE	1		
5	AT155585	BAR	1		
6	24M7054	WASHER	1		6.400 X 12 X 1.600 MM (0.252" X 0.472" X 0.063")
7	CH10542	PIN	1		
9	AT154915	BRACKET	2		
10	19M7923	CAP SCREW	4	M6 X 12	
	24M7293	WASHER	4	6.500 X 13 X 1.600 MM (0.256" X 0.512" X 0.063")	
	12M7006	LOCK WASHER	4	6.100 MM (0.240")	
12	AT218196	SUPPORT	1		
13	19M7662	CAP SCREW	5	M10 X 30	
	24M7028	WASHER	5	10.500 X 20 X 2 MM (0.413" X 0.787" X 0.079")	
	12M7066	LOCK WASHER	5	10.200 MM (0.402")	
15	AT218197	COVER	1		
16	19M7662	CAP SCREW	4	M10 X 30	
	24M7028	WASHER	4	10.500 X 20 X 2 MM (0.413" X 0.787" X 0.079")	
	12M7066	LOCK WASHER	4	10.200 MM (0.402")	
19	AT218198	COVER	1		
21	AT218199	COVER	1		
22	AT218200	COVER	1		
25	19M7402	CAP SCREW	2	M10 X 25	
	12M7067	LOCK WASHER	2	12.200 MM (0.480")	
	24M7346	WASHER	2	11 X 20 X 2 MM (0.433" X 0.787" X 0.079")	
26	19M7402	CAP SCREW	4	M10 X 25	
	12M7066	LOCK WASHER	4	10.200 MM (0.402")	
	24M7028	WASHER	4	10.500 X 20 X 2 MM (0.413" X 0.787" X 0.079")	
28	AT218201	COVER	1		
29	19M7402	CAP SCREW	4	M10 X 25	
	12M7066	LOCK WASHER	4	10.200 MM (0.402")	
	24M7028	WASHER	4	10.500 X 20 X 2 MM (0.413" X 0.787" X 0.079")	
30	AT217856	SUPPORT	1		
31	AT218202	ISOLATOR	2		
32	19M7402	CAP SCREW	4	M10 X 25	
	12M7066	LOCK WASHER	4	10.200 MM (0.402")	
	24M7028	WASHER	4	10.500 X 20 X 2 MM (0.413" X 0.787" X 0.079")	

TP58714 -UN-06AUG97

COVER



TP58714

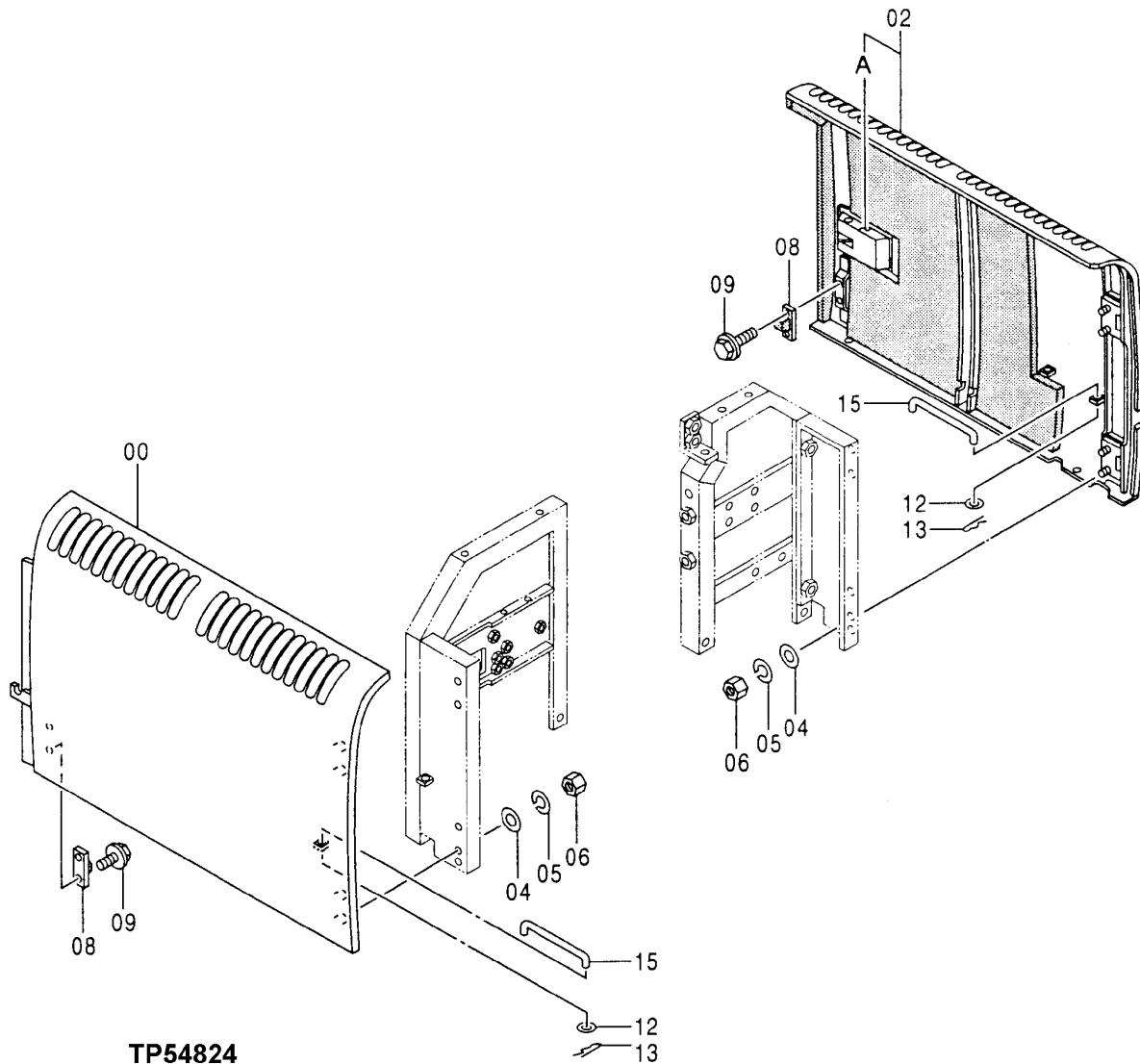
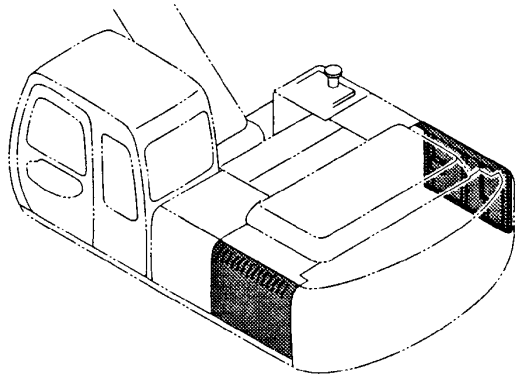
SHEET METAL AND STYLING

COVER

KEY	PART NO.	PART NAME	QTY	SERIAL NO.	REMARKS
0	AT217847	COVER	1		
1	19M7402	CAP SCREW	4	M10 X 25	
	24M7346	WASHER	4		11 X 20 X 2 MM (0.433" X 0.787" X 0.079")
	12M7067	LOCK WASHER	4		12.200 MM (0.480")
3	SUPPORT	1		
3A	AT217861	SUPPORT	1		
3B	AT154930	STOP	1		
3C	19M7662	CAP SCREW	2	M10 X 30	
	12M7067	LOCK WASHER	2		12.200 MM (0.480")
	24M7346	WASHER	2		11 X 20 X 2 MM (0.433" X 0.787" X 0.079")
4	19M7662	CAP SCREW	2	M10 X 30	
	24M7028	WASHER	2		10.500 X 20 X 2 MM (0.413" X 0.787" X 0.079")
	12M7066	LOCK WASHER	2		10.200 MM (0.402")
5	19M7662	CAP SCREW	2	M10 X 30	
	24M7346	WASHER	2		11 X 20 X 2 MM (0.433" X 0.787" X 0.079")
	12M7067	LOCK WASHER	2		12.200 MM (0.480")
7	AT154915	BRACKET	1		
8	AT154897	LEVER	2		
10	AT218203	SUPPORT	1		
11	AT217855	SUPPORT	1		
12	19M7662	CAP SCREW	5	M10 X 30	
	12M7066	LOCK WASHER	5		10.200 MM (0.402")
	24M7028	WASHER	5		10.500 X 20 X 2 MM (0.413" X 0.787" X 0.079")
14	AT218204	SUPPORT	1		
15	19M7662	CAP SCREW	4	M10 X 30	
	12M7066	LOCK WASHER	4		10.200 MM (0.402")
	24M7028	WASHER	4		10.500 X 20 X 2 MM (0.413" X 0.787" X 0.079")
17	AT155236	BAR	1		
18	AT155237	BAR	1		
19	AT155284	BRACKET	2		
20	19M7662	CAP SCREW	4	M10 X 30	
	12M7066	LOCK WASHER	4		10.200 MM (0.402")
	24M7028	WASHER	4		10.500 X 20 X 2 MM (0.413" X 0.787" X 0.079")
23	AT218205	COVER	1		
24	AT218206	COVER	1		
25	AT218207	COVER	1		
26	19M7402	CAP SCREW	7	M10 X 25	
	12M7066	LOCK WASHER	7		10.200 MM (0.402")
	24M7028	WASHER	7		10.500 X 20 X 2 MM (0.413" X 0.787" X 0.079")
27	19M7662	CAP SCREW	5	M10 X 30	
	12M7066	LOCK WASHER	5		10.200 MM (0.402")
	24M7028	WASHER	5		10.500 X 20 X 2 MM (0.413" X 0.787" X 0.079")
28	19M7662	CAP SCREW	2	M10 X 30	
	12M7067	LOCK WASHER	2		12.200 MM (0.480")
	24M7346	WASHER	2		11 X 20 X 2 MM (0.433" X 0.787" X 0.079")

TP54824 -UN-29MAY97

COVER



TP54824

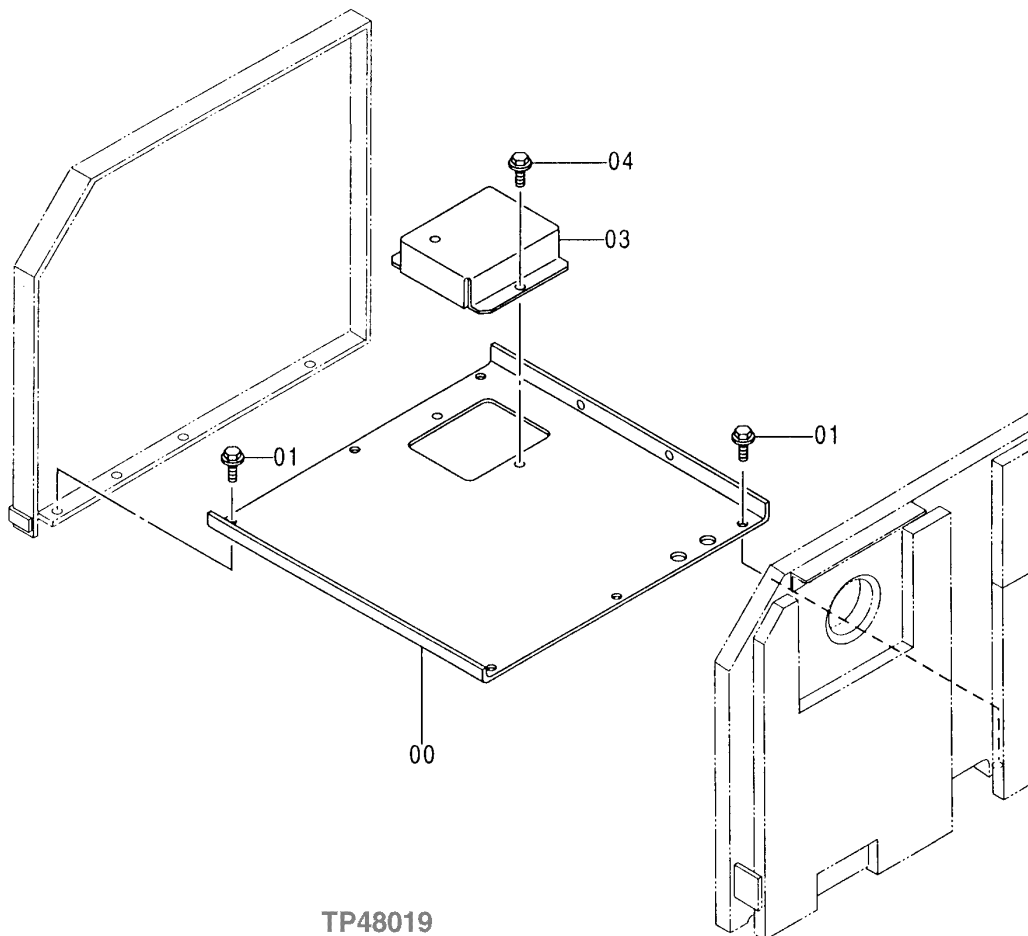
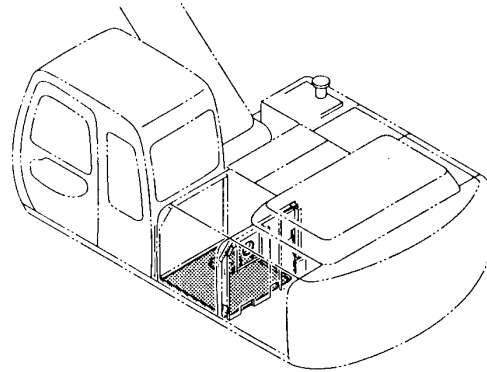
SHEET METAL AND STYLING

COVER

KEY	PART NO.	PART NAME	QTY	SERIAL NO.	REMARKS
0	AT217842	DOOR	1		
2	AT218208	DOOR	1		
2A	AT214010	LOCK	1		
	AT147803	KEY	1		
4	24M7028	WASHER	8		10.500 X 20 X 2 MM (0.413" X 0.787" X 0.079")
5	12M7066	LOCK WASHER	8		10.200 MM (0.402")
6	14M7274	NUT	8		M10
8	AT154916	STOP	2		
9	19M7923	CAP SCREW	4		M6 X 12
	24M7293	WASHER	4		6.500 X 13 X 1.600 MM (0.256" X 0.512" X 0.063")
	12M7006	LOCK WASHER	4		6.100 MM (0.240")
12	24M7055	WASHER	2		8.400 X 16 X 1.600 MM (0.331" X 0.630" X 0.063")
13	H132922	COTTER PIN	2		
15	AT217838	PIN	2		

TP48019 -UN-24MAY96

COVER



TP48019

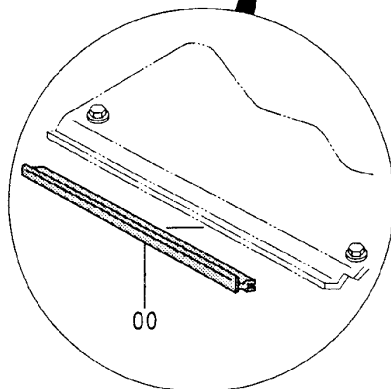
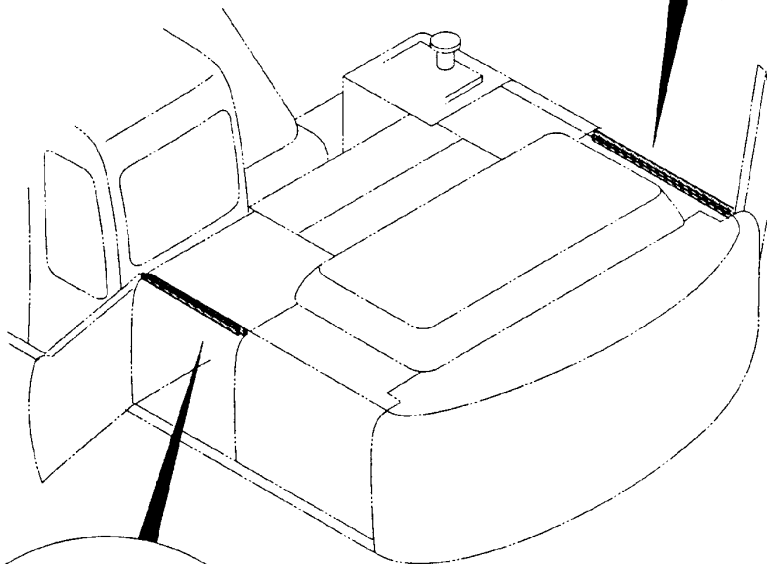
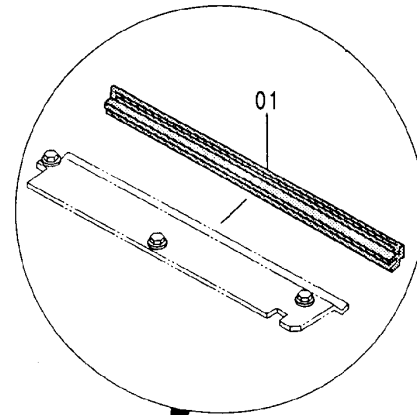
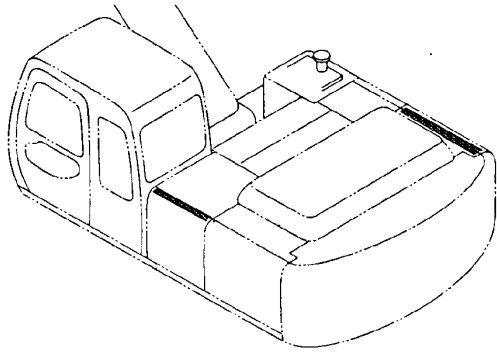
COVER

KEY	PART NO.	PART NAME	QTY	SERIAL NO.	REMARKS
0	AT217853	COVER	1		
1	19M7402	CAP SCREW	6	M10 X 25	
	24M7346	WASHER	6	11 X 20 X 2 MM (0.433" X 0.787" X 0.079")	
	12M7067	LOCK WASHER	6	12.200 MM (0.480")	
3	AT213754	COVER	1		
4	19M7662	CAP SCREW	2	M10 X 30	
	24M7346	WASHER	2	11 X 20 X 2 MM (0.433" X 0.787" X 0.079")	
	12M7067	LOCK WASHER	2	12.200 MM (0.480")	

TP54825

-UN-29MAY97

WEATHERSTRIP



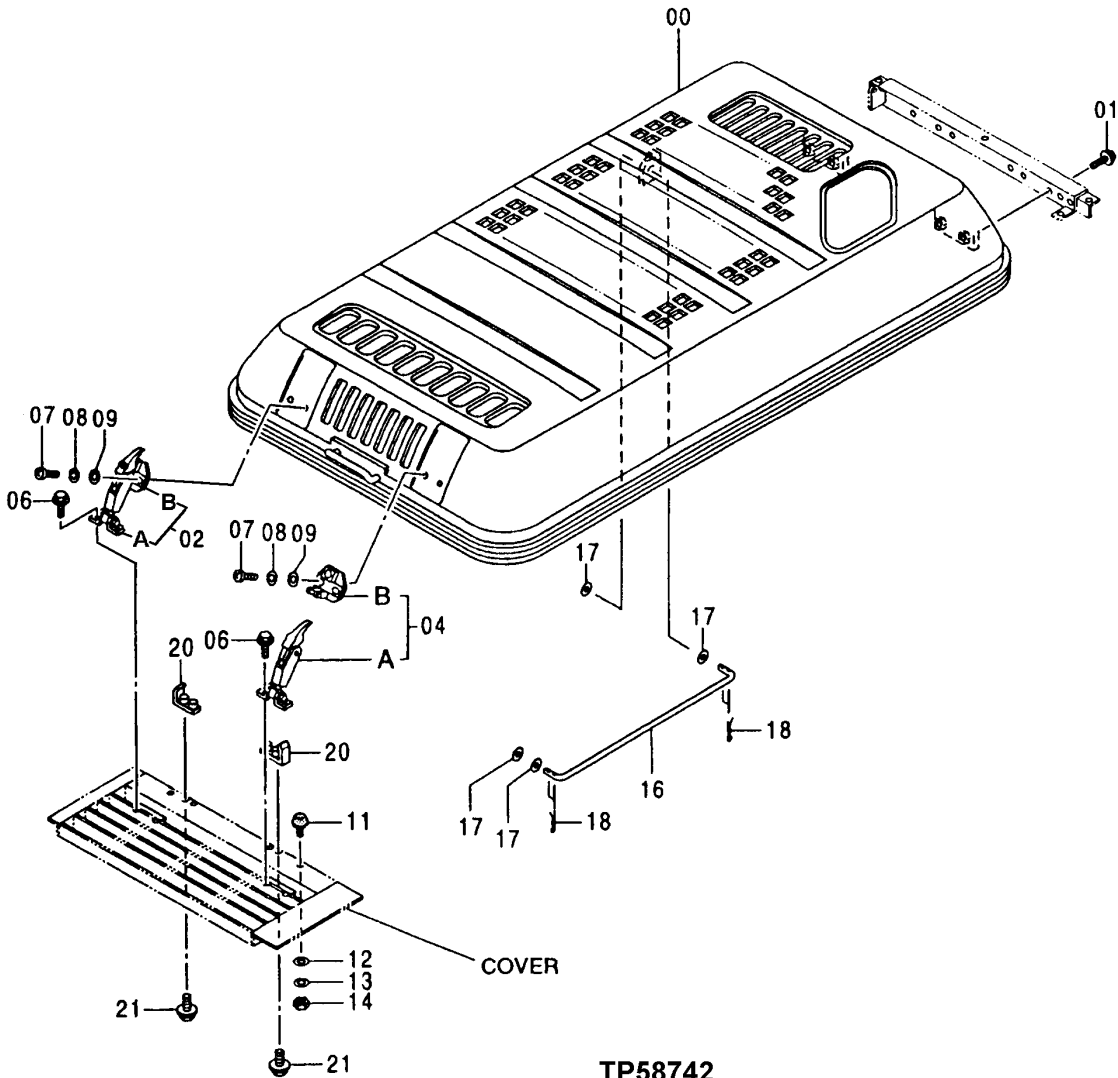
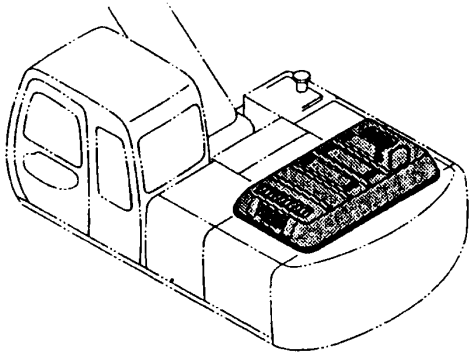
TP54825

WEATHERSTRIP

KEY	PART NO.	PART NAME	QTY	SERIAL NO.	REMARKS
0	AT217753	ISOLATOR	1		
1	AT217751	ISOLATOR	1		

TP58742 -UN-07AUG97

ENGINE COVER



TP58742

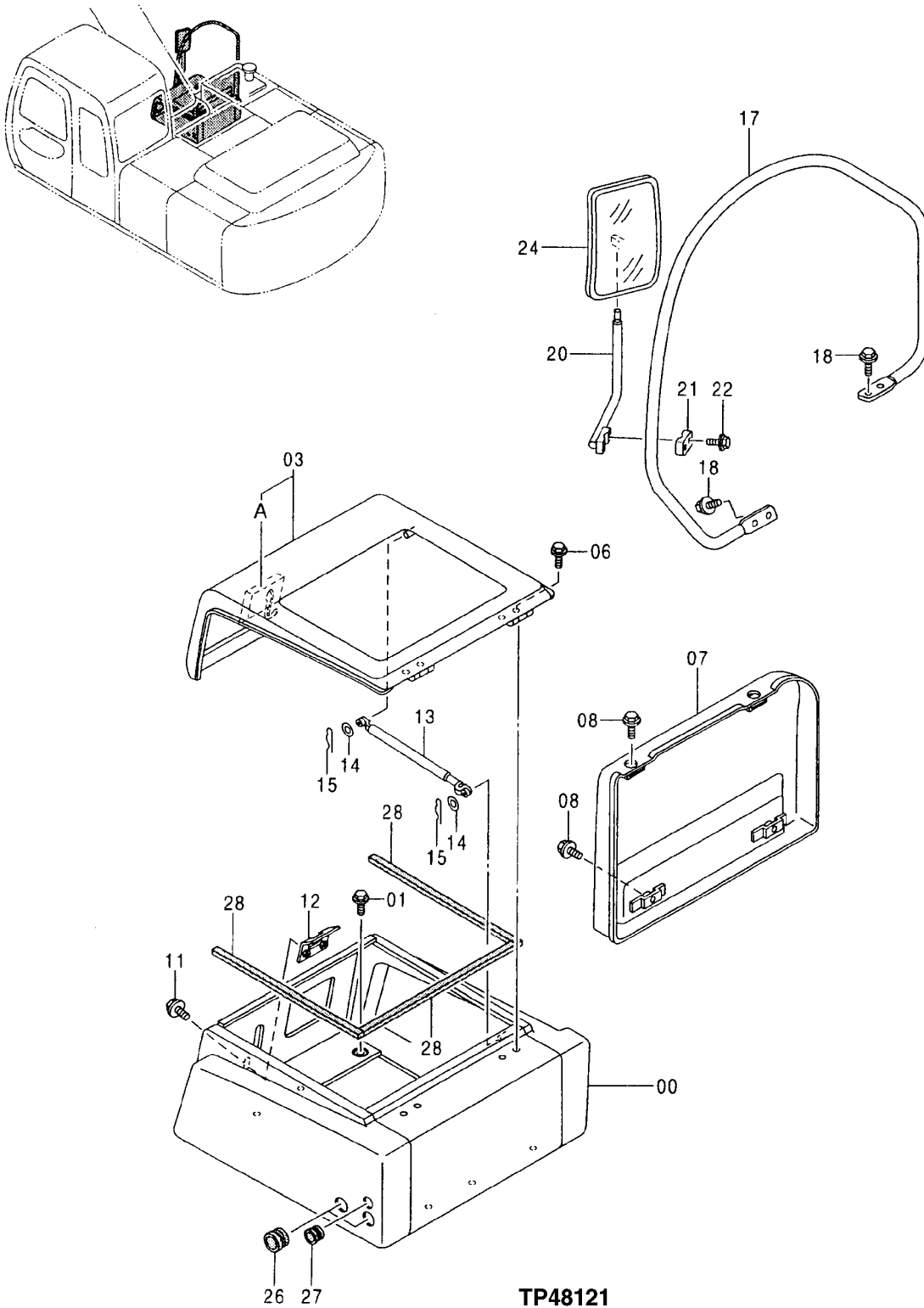
SHEET METAL AND STYLING

ENGINE COVER

KEY	PART NO.	PART NAME	QTY	SERIAL NO.	REMARKS
0	AT218209	HOOD	1		
1	19M7662	CAP SCREW	4	M10 X 30	
	12M7066	LOCK WASHER	4	10.200 MM (0.402")	
	24M7028	WASHER	4	10.500 X 20 X 2 MM (0.413" X 0.787" X 0.079")	
2	TH108769	CATCH	1	(SUB FOR AT215532)	
	AT147803	KEY	1	(H800) (NOT ILLUSTRATED)	
2A	AT126162	CATCH	1		
2B	TH102247	ANCHOR	1		
4	TH108769	CATCH	1		
	AT147803	KEY	1	(H800) (NOT ILLUSTRATED)	
4A	AT126162	CATCH	1		
4B	TH102247	ANCHOR	1		
6	19M7881	SCREW	4	M8 X 20	
	12M7065	LOCK WASHER	4	8.100 MM (0.319")	
7	21M7397	SCREW	4	M8 X 25	
8	12M7065	LOCK WASHER	4	8.100 MM (0.319")	
9	24M7055	WASHER	4	8.400 X 16 X 1.600 MM (0.331" X 0.630" X 0.063")	
11	AT201032	BUMPER	2		
12	24M7028	WASHER	2	10.500 X 20 X 2 MM (0.413" X 0.787" X 0.079")	
13	12M7066	LOCK WASHER	2	10.200 MM (0.402")	
14	14M7274	NUT	2	M10	
16	AT201025	BRACKET	1		
17	24M7053	WASHER	4	17 X 30 X 3 MM (0.669" X 1.181" X 0.118")	
18	M40461	SPRING LOCKING PIN	4		
20	AT171615	BRACKET	2		
21	19M7402	CAP SCREW	4	M10 X 25	
	12M7066	LOCK WASHER	4	10.200 MM (0.402")	
	24M7028	WASHER	4	10.500 X 20 X 2 MM (0.413" X 0.787" X 0.079")	

TP48121 -UN-05AUG96

TOOL BOX COVER



TP48121

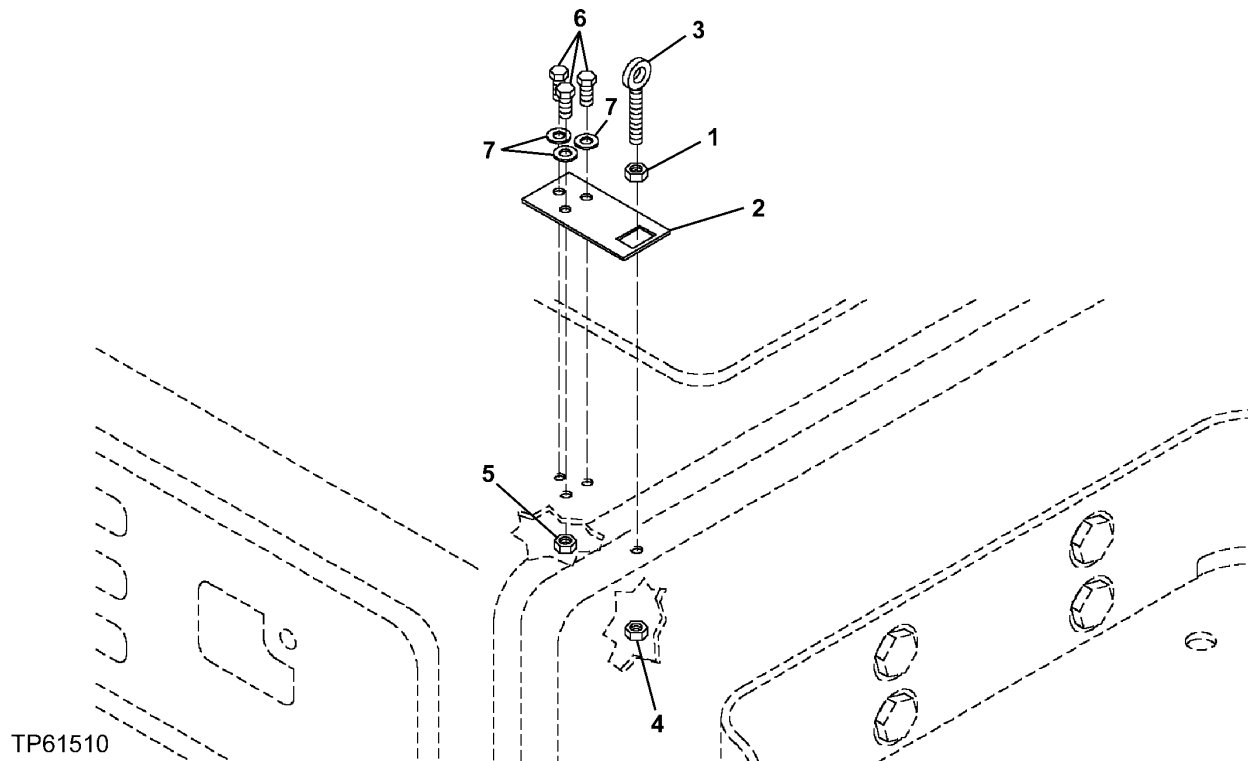
SHEET METAL AND STYLING

TOOL BOX COVER

KEY	PART NO.	PART NAME	QTY	SERIAL NO.	REMARKS
0	AT214328	TOOLBOX	1		
1	12M7066	LOCK WASHER	6	10.200 MM (0.402")	
	19M7402	CAP SCREW	6	M10 X 25	
	24M7028	WASHER	6	10.500 X 20 X 2 MM (0.413" X 0.787" X 0.079")	
3	AT214329	SHIELD	1		
3A	AT215944	LATCH	1		
6	12M7066	LOCK WASHER	4	10.200 MM (0.402")	
	19M7402	CAP SCREW	4	M10 X 25	
	AT214341	COVER	1		
8	19M7662	CAP SCREW	4	M10 X 30	
	24M7346	WASHER	4	11 X 20 X 2 MM (0.433" X 0.787" X 0.079")	
	12M7067	LOCK WASHER	4	12.200 MM (0.480")	
11	19M7402	CAP SCREW	2	M10 X 25	
	24M7346	WASHER	2	11 X 20 X 2 MM (0.433" X 0.787" X 0.079")	
	12M7067	LOCK WASHER	2	12.200 MM (0.480")	
12	AT214409	CATCH	1		
13	AT213967	CYLINDER	1		
14	24M7028	WASHER	2	10.500 X 20 X 2 MM (0.413" X 0.787" X 0.079")	
15	H132922	COTTER PIN	2		
17	AT218210	RAIL	1		
18	12M7067	LOCK WASHER	4	12.200 MM (0.480")	
	19M8011	CAP SCREW	4	M12 X 30	
20	AT218211	BRACKET	1		
21	AT219494	CLAMP	1	(SUB FOR AT131743)	
22	19M8359	CAP SCREW	2	M8 X 45	
	12M7065	LOCK WASHER	2	8.100 MM (0.319")	
24	TH104119	REAR VIEW MIRROR	1		
26	AT155307	GROMMET	2		
27	AT122152	GROMMET	1		
28	AT215527	RUBBER MOUNT	3		

TP61510 -UN-16APR99

TOOL BOX SECURITY HASP



TP61510

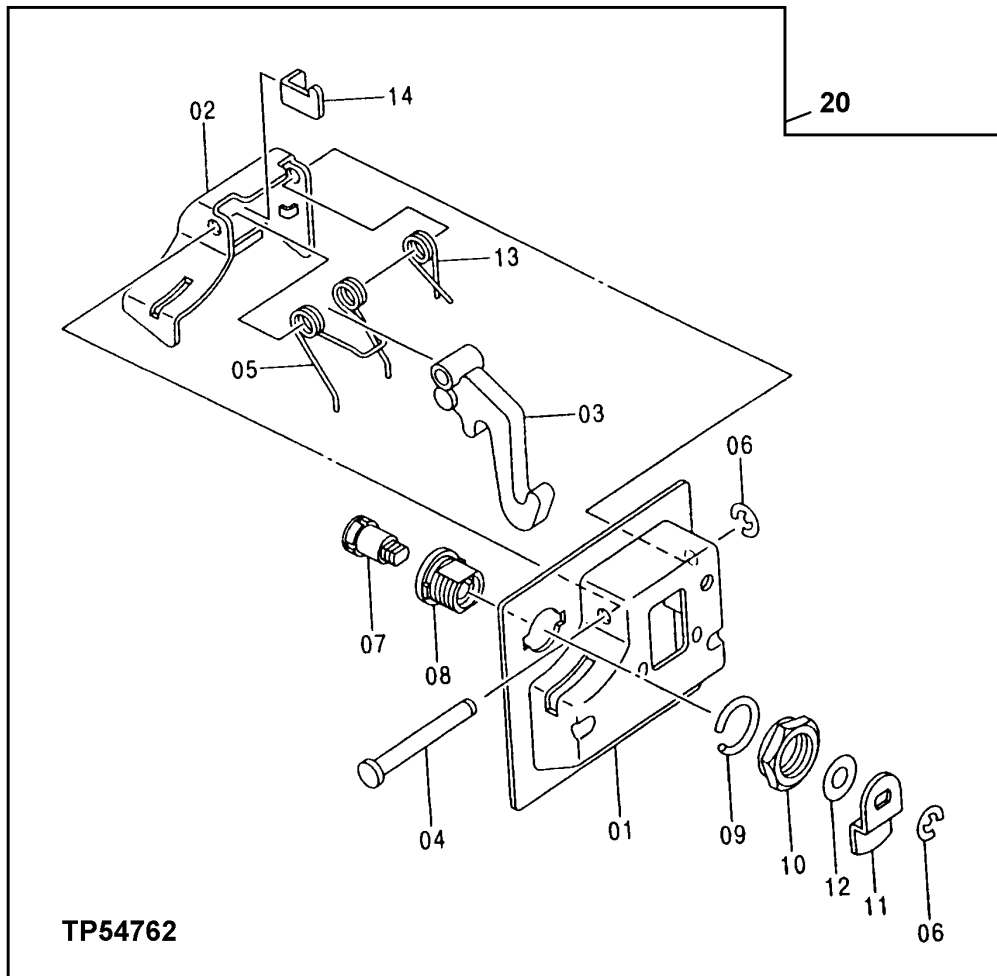
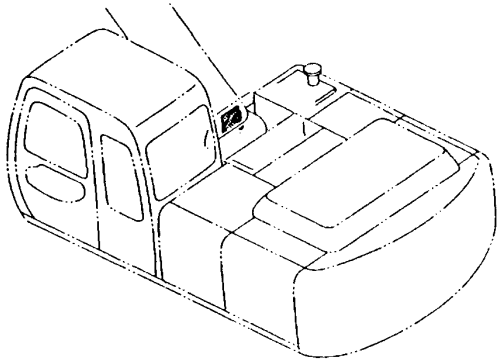
TOOL BOX SECURITY HASP

KEY	PART NO.	PART NAME	QTY	SERIAL NO.	REMARKS
1	T16464	LOCK NUT	1		
2	T166506	PLATE	1		
3	T166507	BOLT	1		
4	14H785	NUT	1	5/16"	
5	14M7426	LOCK NUT	3	M8	
6	19M7881	SCREW	3	M8 X 20	
7	24M7207	WASHER	4	8.400 X 24 X 2 MM	

TP54762

-UN-22APR97

TOOL BOX DOOR LOCK LATCH

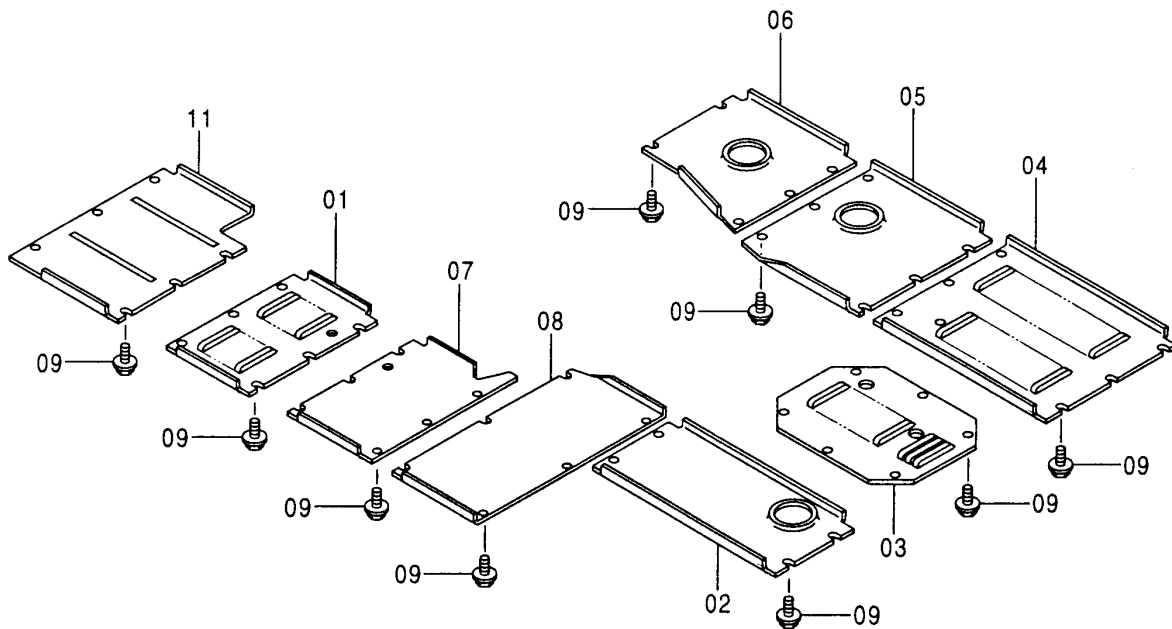
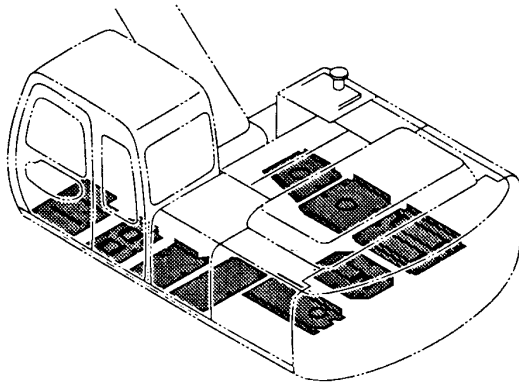


TOOL BOX DOOR LOCK LATCH

KEY	PART NO.	PART NAME	QTY	SERIAL NO.	REMARKS
1	AT214264	COVER	1		
2	AT214265	LATCH	1		
3	AT214266	LEVER	1		
4	AT214267	PIN	1		
5	AT214268	SPRING	1		
6	CH11490	RING	2		
7	AT214269	CYLINDER	1		
8	TH102236	LOCK	1		
9	TH102237	RING	1		
10	TH102238	NUT	1	M22	
11	AT214270	CATCH	1		
12	AT214271	WASHER	1		
13	TH102243	TORSION SPRING	1		
14	AT214272	LEVER	1		
20	AT215944	LATCH	1		

TP58744 -UN-07AUG97

UNDER COVER



TP58744

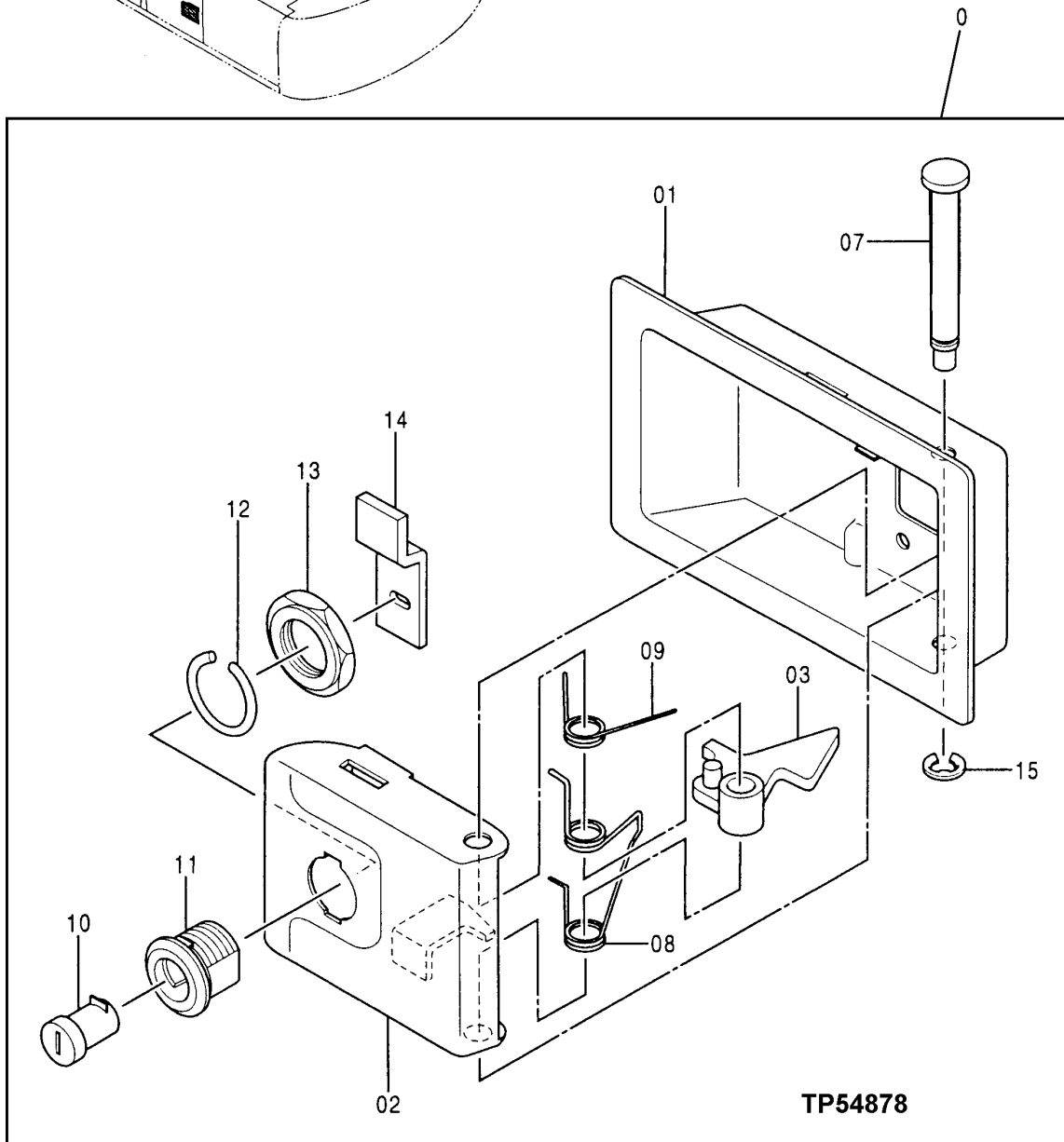
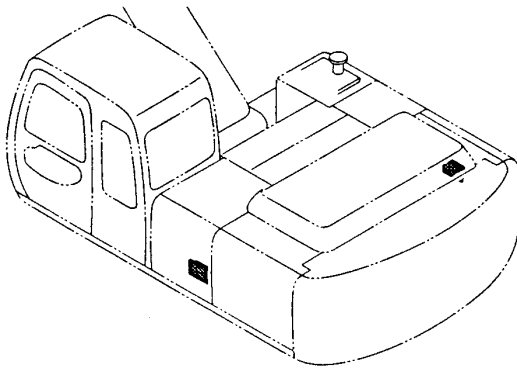
UNDER COVER

KEY	PART NO.	PART NAME	QTY	SERIAL NO.	REMARKS
1	AT217732	COVER	1		
2	AT218212	COVER	1		
3	AT218213	COVER	1		
4	AT218214	COVER	1		
5	AT217724	COVER	1		
6	AT217736	COVER	1		
7	AT217733	COVER	1		
8	AT217734	COVER	1		
9	19M7550	CAP SCREW	51		M10 X 35
	12M7006	LOCK WASHER	51		6.100 MM (0.240")
	24M7346	WASHER	51		11 X 20 X 2 MM (0.433" X 0.787" X 0.079")
11	AT217893	COVER	1		

TP54878

-UN-08JUL97

DOOR LOCK



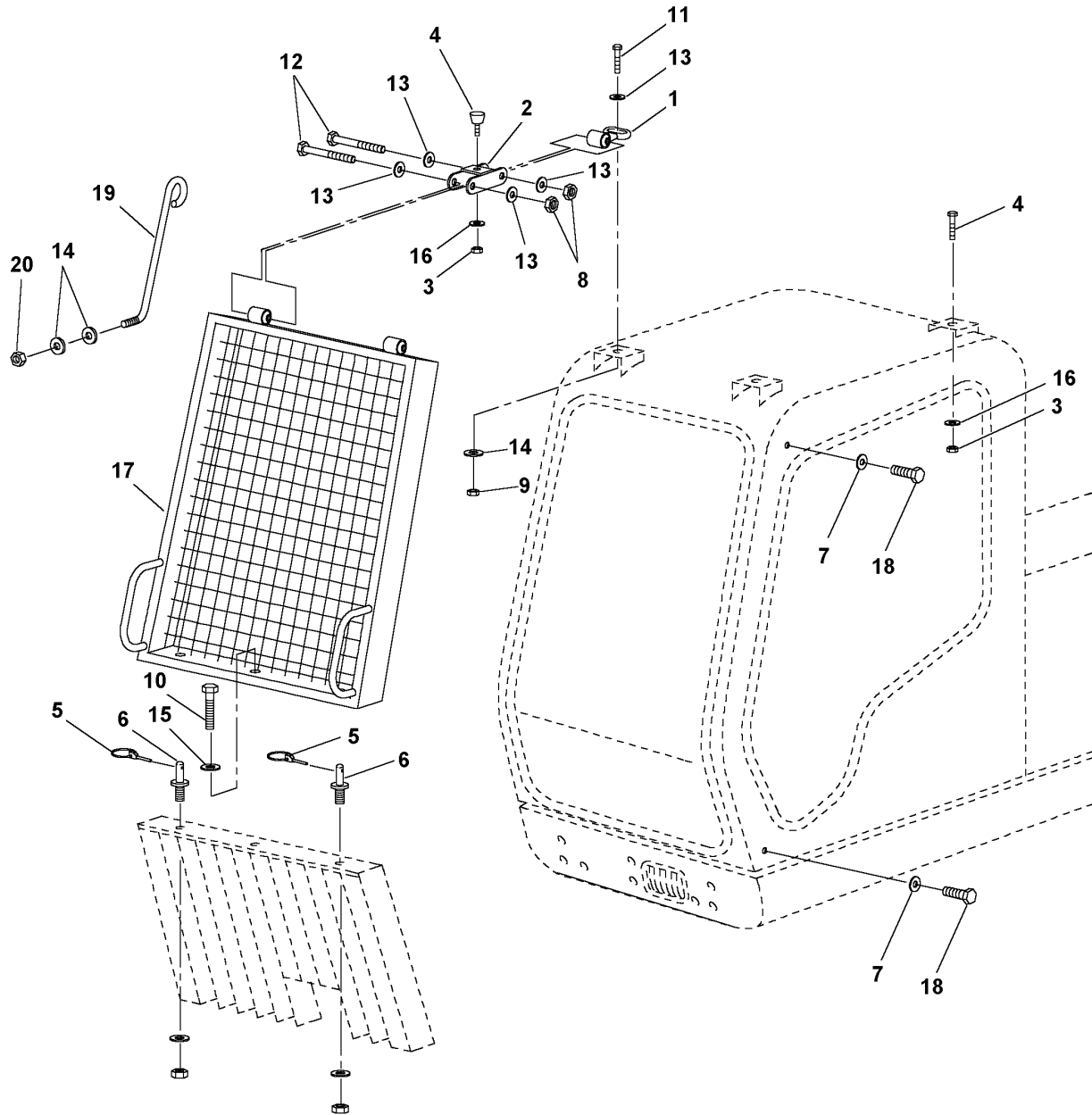
TP54878

DOOR LOCK

KEY	PART NO.	PART NAME	QTY	SERIAL NO.	REMARKS
0	AT214010	LOCK	1		
1	TH102241	COVER	1		
2	TH102228	LATCH	1		
3	LEVER	1		
7	TH102230	PIN	1		
8	AT173242	SPRING	1		
9	TH102234	TORSION SPRING	1		
10	AT218143	LOCK	1		
	AT147803	KEY	1		(H800) (NOT ILLUSTRATED)
11	TH102236	LOCK	1		
12	TH102237	RING	1		
13	TH102238	NUT	1		M22
14	TH102232	STRAP	1		
15	CH11490	RING	1		

TP61541 -UN-21OCT99

CAB SCREEN, FRONT UPPER



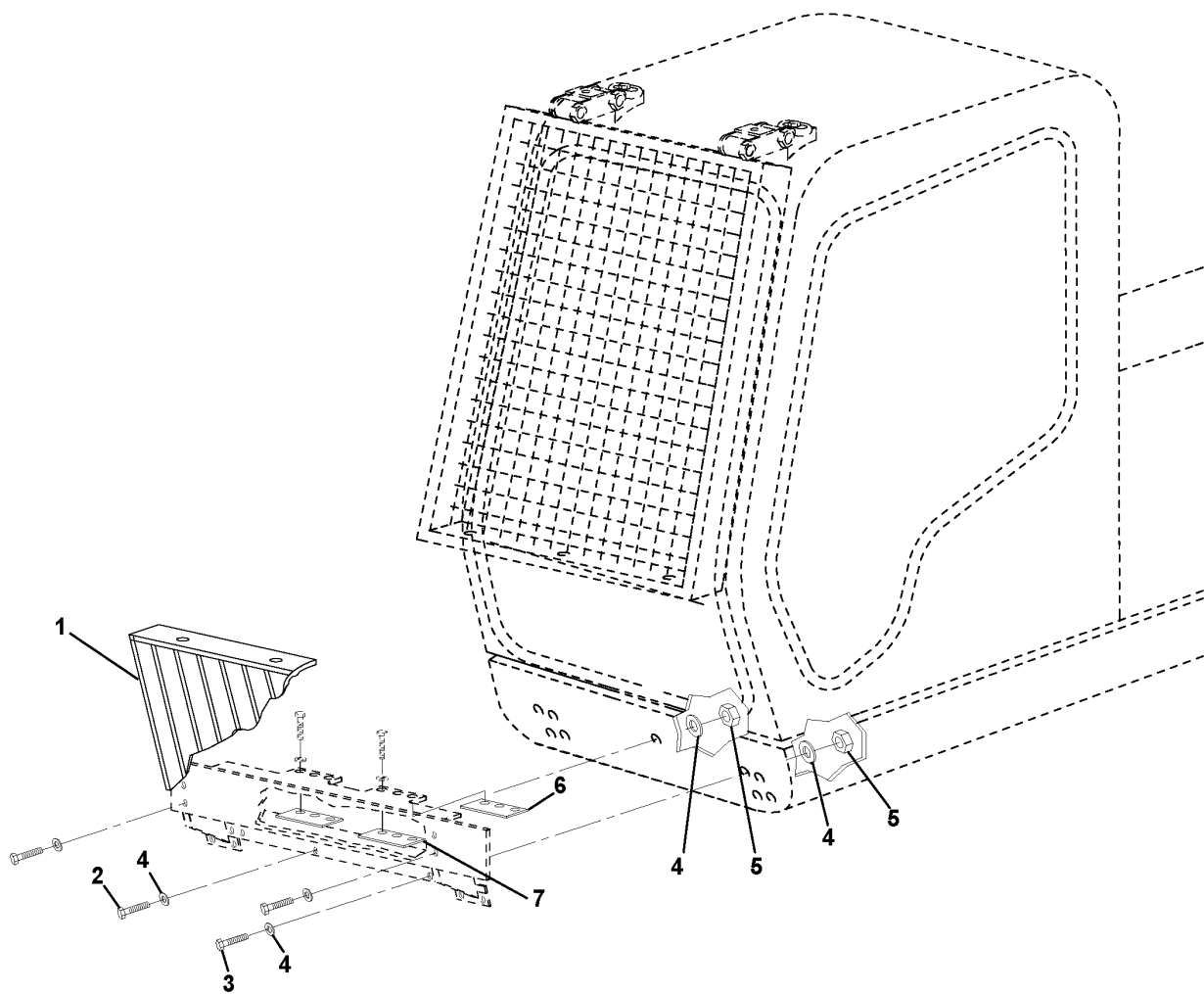
TP61541

SHEET METAL AND STYLING

KEY	PART NO.	PART NAME	CAB SCREEN, FRONT UPPER		REMARKS
			QTY	SERIAL NO.	
1	AT186269	HINGE	2		
2	AT186270	HINGE	2		
3	T16464	LOCK NUT	4		
4	T166287	BUMPER	4		
5	T166288	PIN	2		
6	T166289	PIN	2		
7	T166290	SPACER	2		
8	14M7328	LOCK NUT	4		M16
9	14M7367	LOCK NUT	2		M12
10	19M7402	CAP SCREW	1		M10 X 25
11	19M7493	CAP SCREW	2		M12 X 40
12	19M8350	CAP SCREW	4		M16 X 85
13	24H1106	WASHER	8		11/16" X 1-3/4" X 0.134"
14	24H1211	WASHER	4		9/16" X 1-3/8" X 0.105"
15	24H1219	WASHER	1		7/16" X 1" X 0.083"

TP61515 -UN-22OCT99

LOWER FRONT WINDSHIELD GUARD



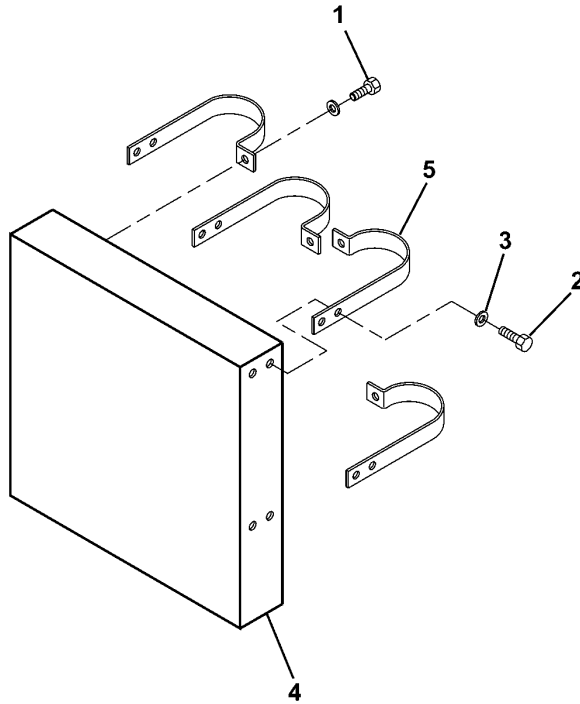
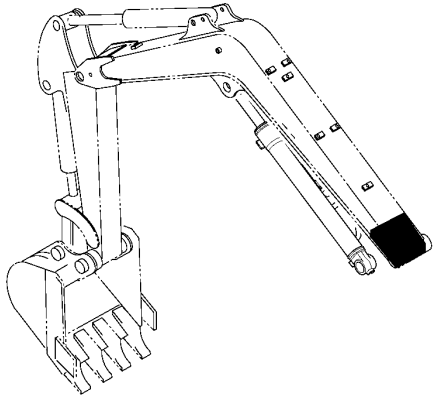
TP61515

LOWER FRONT WINDSHIELD GUARD

KEY	PART NO.	PART NAME	QTY	SERIAL NO.	REMARKS
1	303029	GUARD	1		(GR MANUFACTURING PART NUMBER)
2	19M7361	CAP SCREW	6		M12 X 50
3	19M7753	CAP SCREW	4		M12 X 70
4	24H1211	WASHER	24		9/16" X 1-3/8" X 0.105"
5	14M7367	LOCK NUT	10		M12
6	T166292	SPACER	2		
7	T166291	CLAMP	2		

TP66953 -UN-01NOV99

GUARD, BOOM



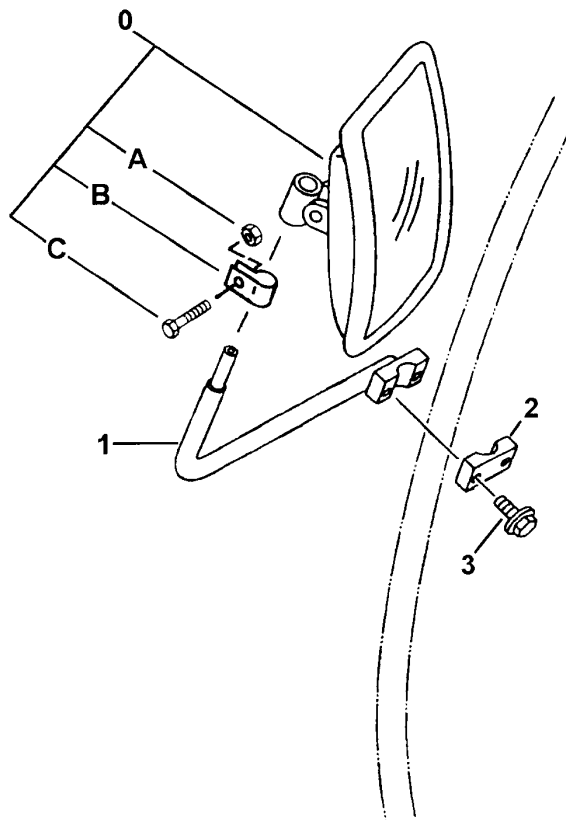
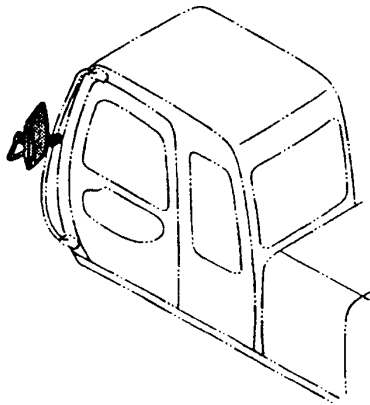
KEY	TP66953 PART NO.	PART NAME	QTY	SERIAL NO.	REMARKS
1	19M7369	CAP SCREW	4	M16 X 60	
2	19M7409	CAP SCREW	8	M16 X 50	
3	T119912	WASHER	12		
4	T184463	GUARD	1		
5	T184464	CLAMP	4		

MEMORANDA

ORDER REPAIR AND REPLACEMENT PARTS FROM SECTION 2002-2013B USING JOHN DEERE CAGE CODE 1J955.

TP54817 -UN-30MAY97

LEFT REAR VIEW MIRROR



TP54817

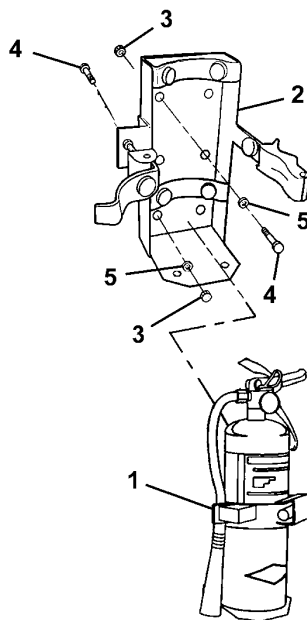
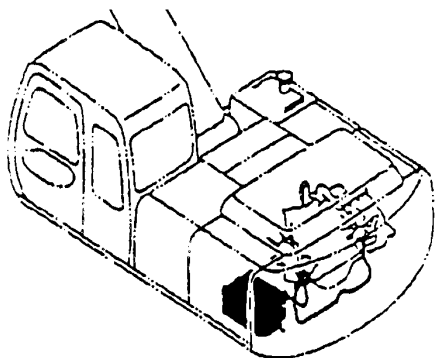
SAFETY, CONVENIENCE AND MISCELLANEOUS

LEFT REAR VIEW MIRROR

KEY	PART NO.	PART NAME	QTY	SERIAL NO.	REMARKS
0	TH104119	REAR VIEW MIRROR	1		
0A	14M7400	LOCK NUT	1	M10	
0B	CLAMP	1		(NOT AVAILABLE FOR SERVICE)
0C	03M7193	BOLT	1	M10 X 35	
1	AT218191	BRACKET	1		
2	AT219494	CLAMP	1		(SUB FOR AT131743)
3	19M8359	CAP SCREW	2	M8 X 45	
	12M7065	LOCK WASHER	2	8.100 MM (0.319")	

TP66773 -UN-22OCT99

FIRE EXTINGUISHER (TYPE II)

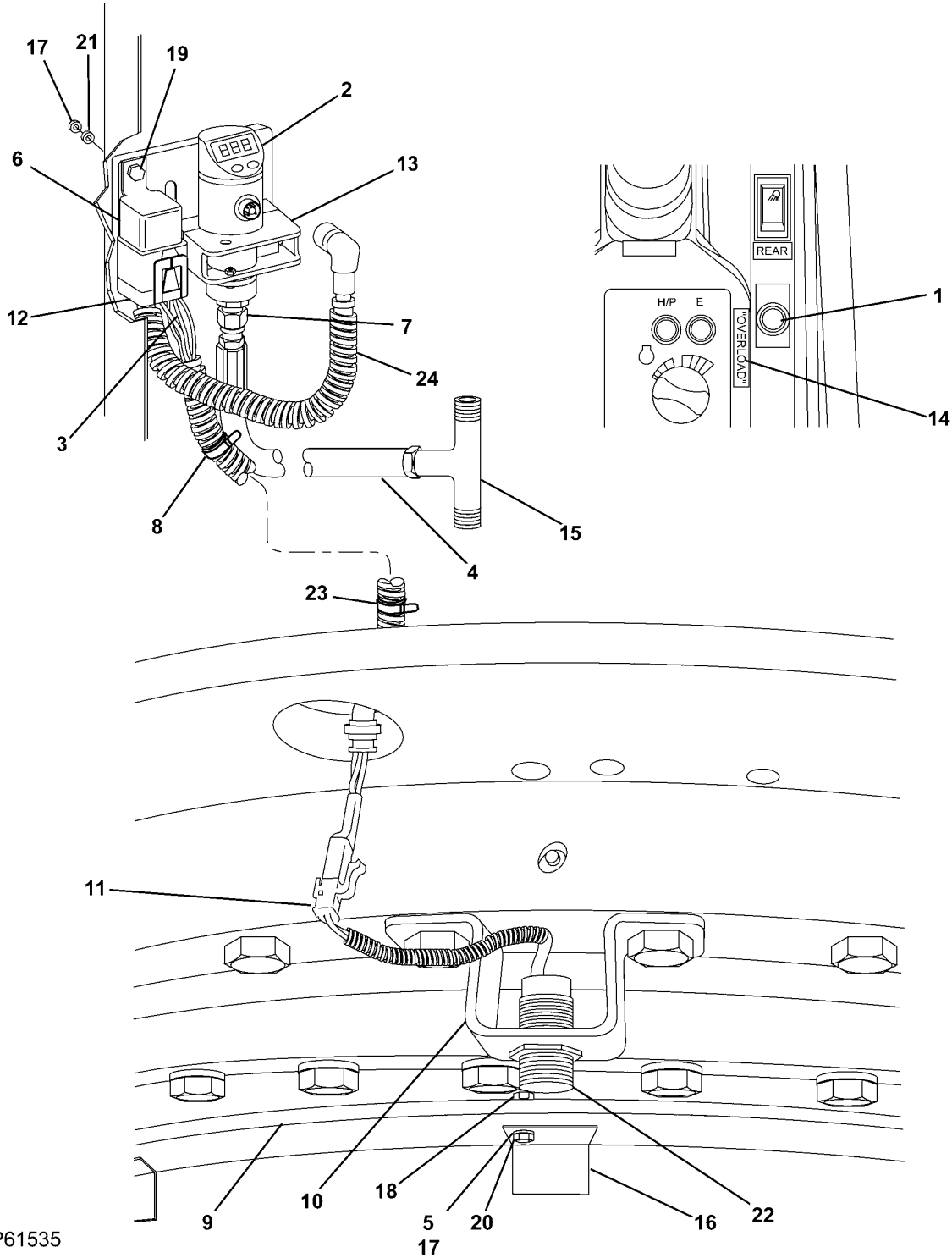


TP66773					
KEY	PART NO.	PART NAME	QTY	SERIAL NO.	REMARKS
1	AT186251	FIRE EXTINGUISHER	1		
2	AT186258	BRACKET	1		
3	14M7426	LOCK NUT	4	M8	
4	19M7922	CAP SCREW	4	M8 X 40	
5	24M7207	WASHER	4	8.400 X 24 X 2 MM	

MEMORANDA

TP61535 -UN-22OCT99

ALARM, OVERLOAD



TP61535

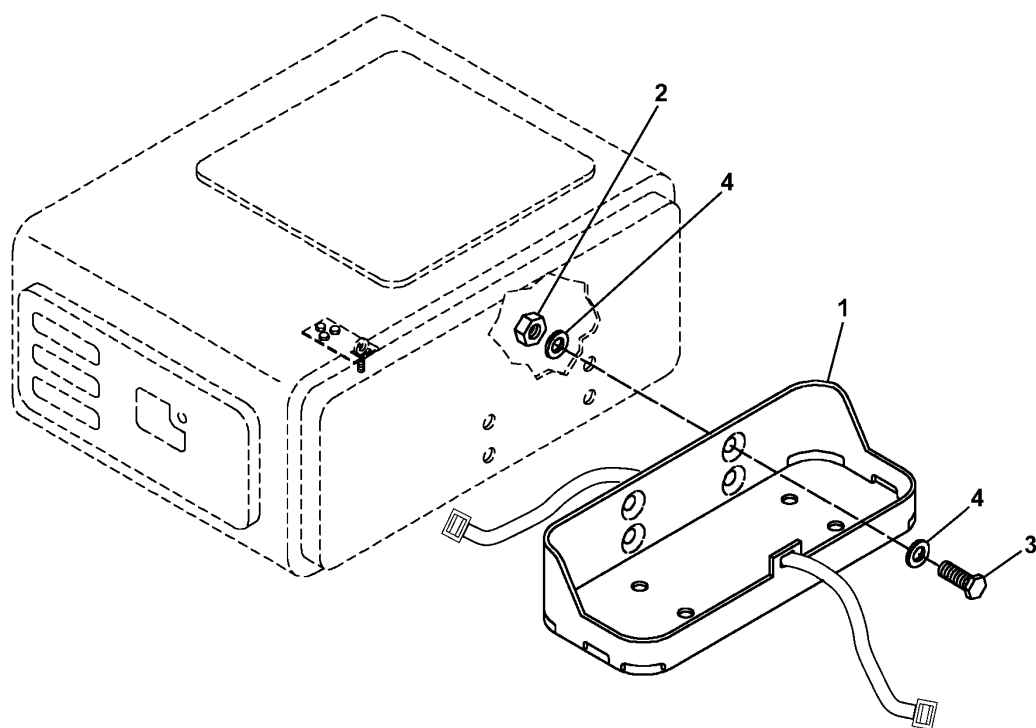
SAFETY, CONVENIENCE AND MISCELLANEOUS

ALARM, OVERLOAD

KEY	PART NO.	PART NAME	QTY	SERIAL NO.	REMARKS
1	AT186407	ALARM SYSTEM	1		
2	AT186408	PRESSURE SWITCH	1		
3	AT186409	WIRING HARNESS	1		
4	AT186415	HYDRAULIC HOSE	1		
5	24H1305	WASHER	12		13/32" X 13/16" X 0.065"
6	AT77726	RELAY	1		
7	R35352	FITTING	1		
8	H77698	TIE BAND	6		
10	T166445	BRACKET	1		
11	T166446	CONNECTOR	1		
12	T166447	LOCK	1		
13	T166451	BRACKET	1		
14	T166453	LABEL	1		
15	T166460	FITTING	1		
16	T166492	BRACKET	6		
17	14M7350	LOCK NUT	6		M6
18	14M7520	LOCK NUT	6		M10
19	19M7077	CAP SCREW	4		M6 X 20
20	19M7402	CAP SCREW	6		M10 X 25
21	24H1287	WASHER	8		9/32" X 5/8" X 0.065"
22	AT203130	SENSOR	1		
23	R44302	TIE BAND	6		
24	T183737	HOSE	2		(MAKE FROM T78497)

DECONTAMINATION CAN MOUNT

TP61511 -UN-22OCT99



TP61511

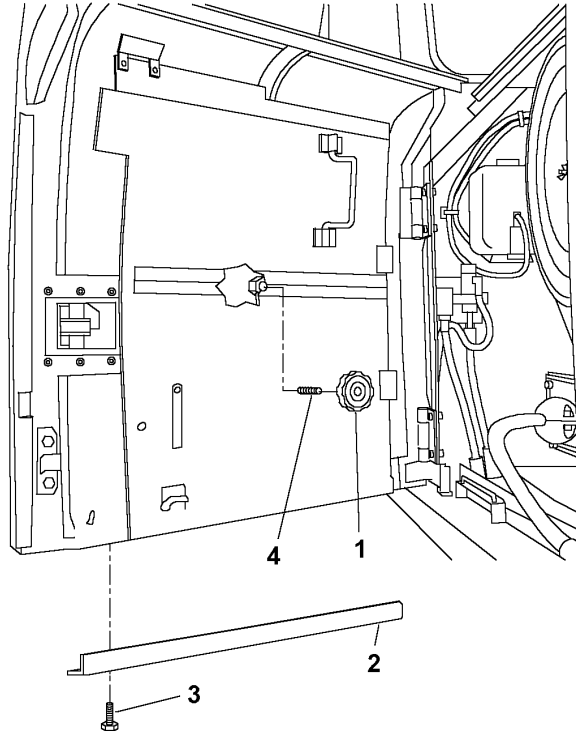
SAFETY, CONVENIENCE AND MISCELLANEOUS

DECONTAMINATION CAN MOUNT

KEY	PART NO.	PART NAME	QTY	SERIAL NO.	REMARKS
1	AT186120	HOLDER	1		
2	14M7273	NUT	4	M8	
3	19M7407	CAP SCREW	4	M8 X 25	
4	24H1136	WASHER	8	11/32" X 11/16" X 0.065"	

TP61543 -UN-21OCT99

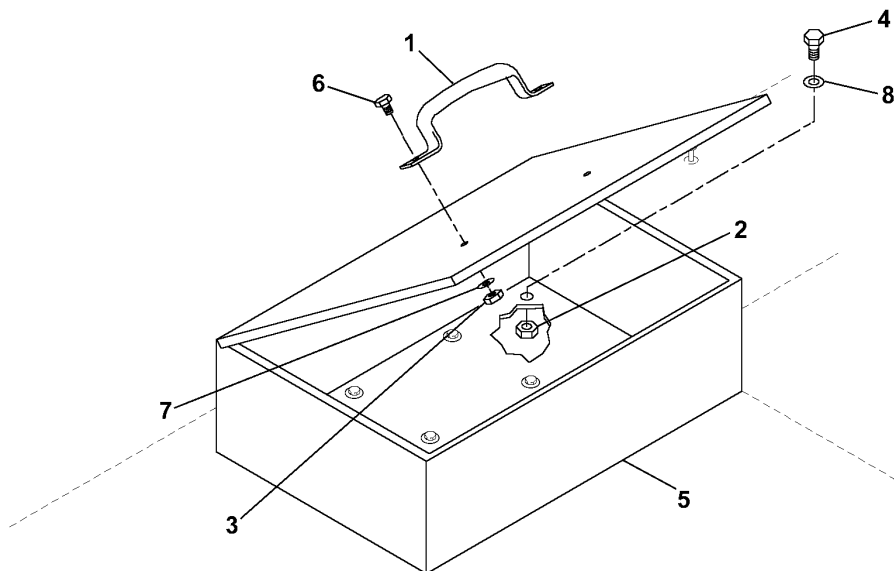
VANDAL PROTECTION STORAGE RACK



TP61543					
KEY	PART NO.	PART NAME	QTY	SERIAL NO.	REMARKS
1	AT186596	KNOB	1		
2	T166559	SUPPORT	1		
3	AT187672	SUPPORT	1		
	03M7093	BOLT	2	M8 X 25	
4	T166561	STUD	1		
5	19M7407	CAP SCREW	4	M8 X 25	
	24M7207	WASHER	2	8.400 X 24 X 2 MM	

TP61516 -UN-25MAY99

VANDAL PROTECTION STORAGE BOX

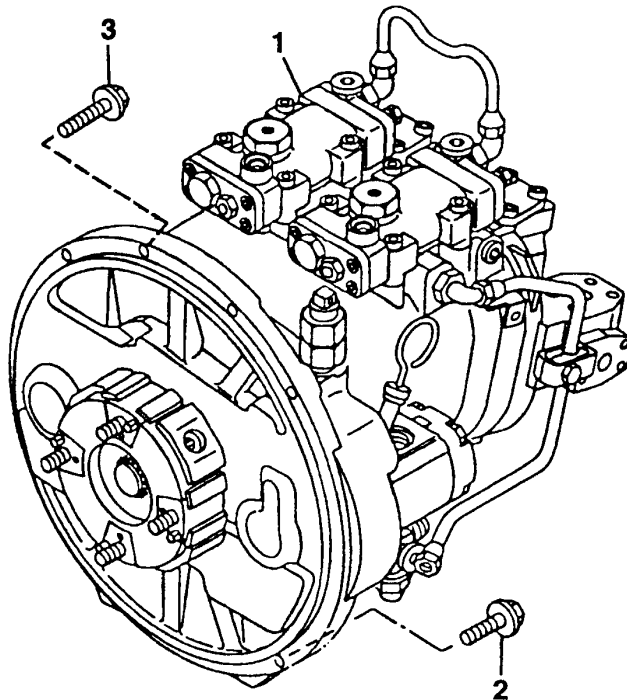
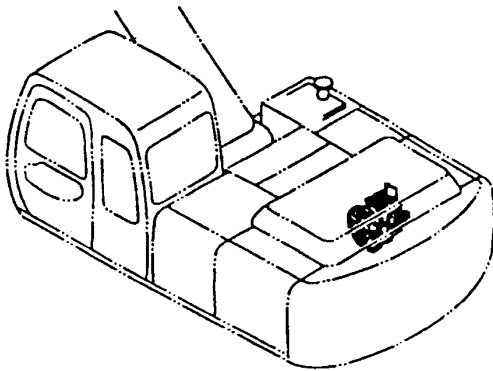


KEY	TP61516 PART NO.	PART NAME	QTY	SERIAL NO.	REMARKS
1	T166657	HANDLE	1		
2	14M7400	LOCK NUT	1	M10	
3	14M7426	LOCK NUT	6	M8	
4	19M7402	CAP SCREW	1	M10 X 25	
5	AT186597	BATTERY BOX	1		
6	19M7407	CAP SCREW	4	M8 X 25	
7	24M7207	WASHER	8	8.400 X 24 X 2 MM	
8	24H1219	WASHER	2	7/16" X 1" X 0.083"	
9	AT189713	BOX	1		

ORDER REPAIR AND REPLACEMENT PARTS FROM SECTION 2160-2163B USING JOHN DEERE CAGE CODE 1J955.

TP54779 -UN-05JUN97

MAIN HYDRAULIC PUMP



TP54779

VEHICLE MAIN HYDRAULIC SYSTEM

MAIN HYDRAULIC PUMP

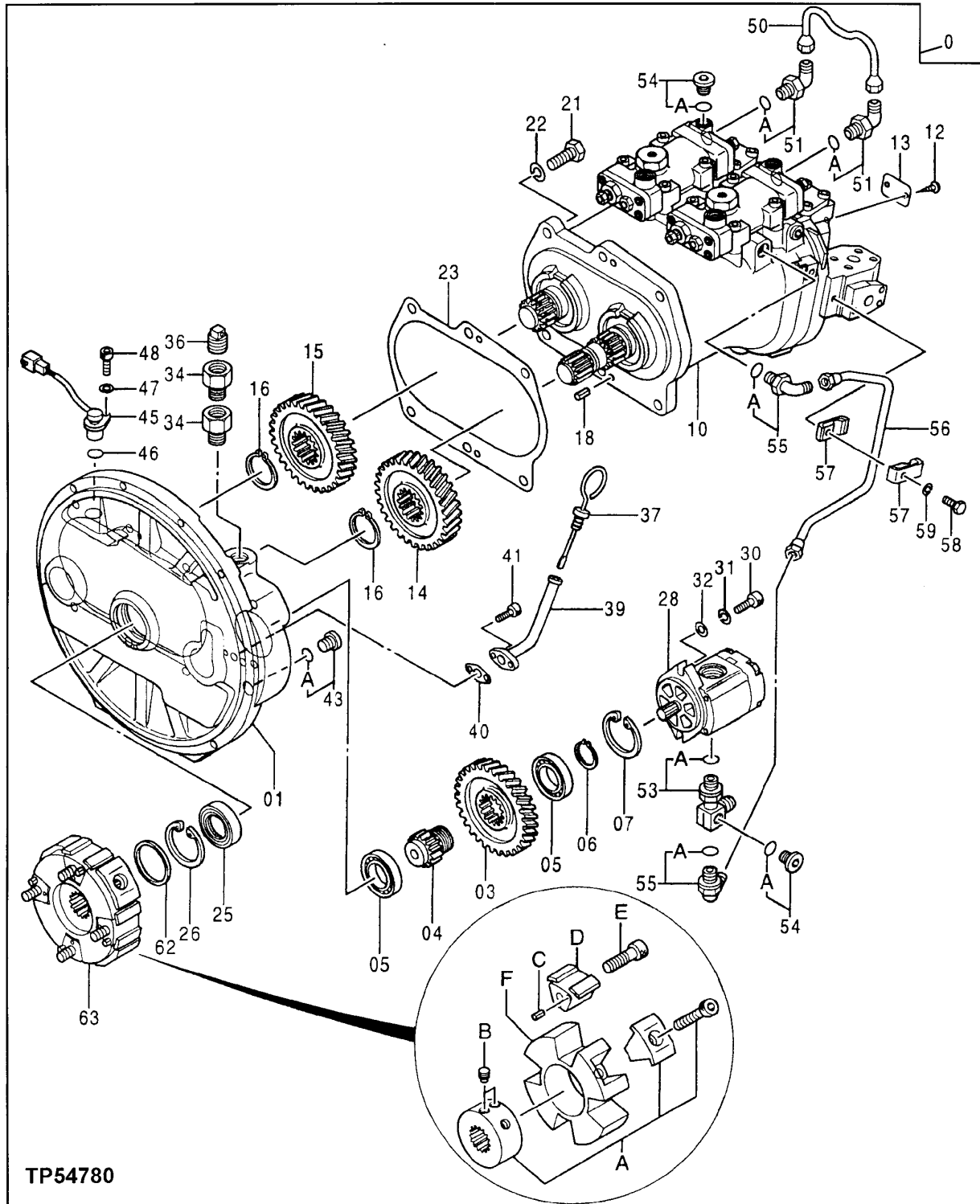
KEY	PART NO.	PART NAME	QTY	SERIAL NO.	REMARKS
1	AT218216	PUMP	1		(USE IF AVAILABLE) (IF AT218216 NOT AVAILABLE, SUB AT183688)
	AT183688	PUMP	1		
2	12M7066	LOCK WASHER	5		10.200 MM (0.402")
	19M7662	CAP SCREW	5		M10 X 30
3	12M7066	LOCK WASHER	3		10.200 MM (0.402")
	19M7550	CAP SCREW	3		M10 X 35

VEHICLE MAIN HYDRAULIC SYSTEM

MAIN HYDRAULIC PUMP

TP54780

-UN-06JUN97



TP54780

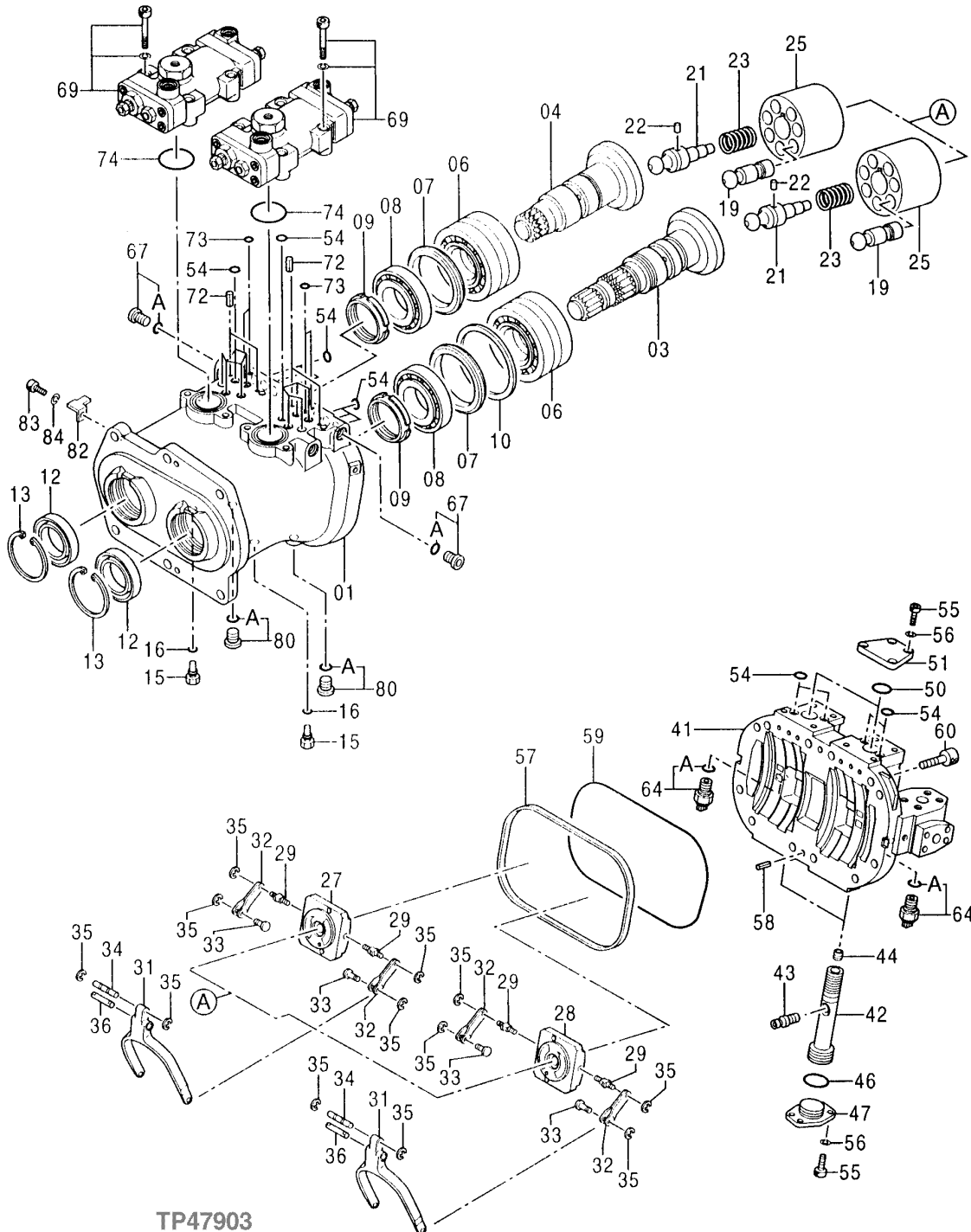
VEHICLE MAIN HYDRAULIC SYSTEM

MAIN HYDRAULIC PUMP

KEY	PART NO.	PART NAME	QTY	SERIAL NO.	REMARKS
0	AT218216	PUMP	1		(USE IF AVAILABLE) (IF AT218216 NOT AVAILABLE, SUB AT183688)
	AT183688	PUMP	1		(REMANUFACTURED)
1	AT217713	GEAR CASE	1		
3	AT202414	GEAR	1		
4	AT202412	SHAFT	1		
5	JD8514	BALL BEARING	2		
6	TH100483	SNAP RING	1		
7	40M7090	SNAP RING	1		
10	HOUSING	1		(PUMP UNIT) (SEE FOLLOWING PAGE FOR COMPONENTS)
12	37H99	SCREW	2		2.540 X 6.350 MM (0.100" X 1/4")
13	IDENTIFICATION PLATE	1		
14	AT202415	GEAR	1		
15	AT202416	GEAR	1		
16	AT203647	SNAP RING	2		
18	34M7061	SPRING PIN	2		8 X 20 MM (0.315" X 0.787")
21	19M7489	CAP SCREW	6		M16 X 45
22	12H294	LOCK WASHER	6		15.875 MM (5/8")
23	AT214350	GASKET	1		
25	AT202443	SEAL	1		
26	40M7090	SNAP RING	1		
28	AT202122	PUMP	1		
30	19M8337	SCREW	2		M10 X 30
31	12M6791	LOCK WASHER	2		10.200 MM (0.402")
32	TH102181	WASHER	2		10.500 X 22 X 3.200 MM (0.413" X 0.866" X 0.126")
34	AT202452	ADAPTER	2		
36	AT200990	PLUG	1		
37	AT204835	LEVEL GAUGE	1		
39	AT214406	DIPSTICK TUBE	1		
40	AT214401	GASKET	1		
41	AT217709	BOLT	2		
43	AT203648	FITTING	1		
43A	CH11570	O-RING	1		13.800 X 2.400 MM (0.543" X 0.094")
45	AT154297	SENSOR	1		(ENGINE SPEED)
46	AT154310	O-RING	1		18.771 X 1.778 MM (0.739" X 0.070")
47	24M7054	WASHER	1		6.400 X 12 X 1.600 MM (0.252" X 0.472" X 0.063")
48	19M8553	SCREW	1		M6 X 16
50	AT214046	OIL LINE	1		
51	TH109468	FITTING	2		
51A	M800650	PACKING	1		
53	AT154349	ADAPTER	1		
53A	U46489	O-RING	1		17.800 X 2.400 MM (0.701" X 0.094")
54	AT203649	FITTING	2		
54A	M800650	PACKING	1		
55	TH109468	FITTING	2		
55A	M800650	PACKING	1		
56	AT213775	OIL LINE	1		
57	AT154545	CLAMP	2		
58	19M7288	CAP SCREW	1		M8 X 30
59	12M7065	LOCK WASHER	1		8.100 MM (0.319")
62	AT204834	PLATE	1		
63	AT202449	COUPLING	1		
63A	AT204892	HUB	1		
63B	AT204888	SET SCREW	2		
63C	34M7117	SPRING PIN	4		5 X 10 MM (0.197" X 0.394")
63D	TH109475	INSERT	4		
63E	T108085	CAP SCREW	4		M16 X 50
63F	TH102897	COUPLING	1		

TP47903 -UN-10MAY96

PUMP UNIT



TP47903

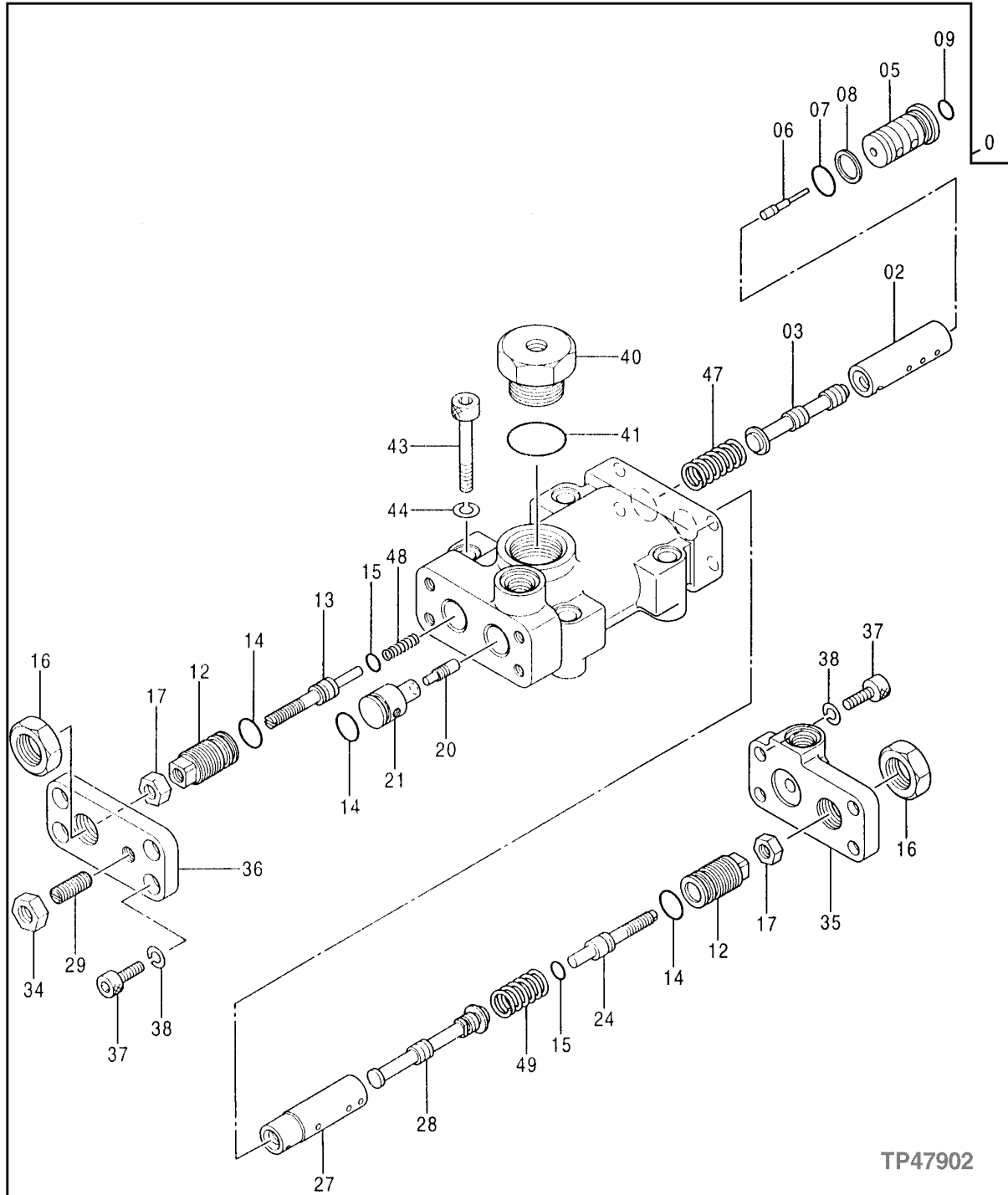
VEHICLE MAIN HYDRAULIC SYSTEM

PUMP UNIT

KEY	PART NO.	PART NAME	QTY	SERIAL NO.	REMARKS
1	AT217935	GEAR CASE	1		
3	AT213734	DISK	1		
4	AT213735	DISK	1		
6	AT213873	ROLLER BEARING	2		
7	AT213920	RING	2		
8	AT213874	ROLLER BEARING	2		
9	T107755	NUT	2	M60	
10	AT202466	RING	1		115 X 130 X 3 MM (4.528" X 5.118" X 0.118")
12	AT213847	SEAL	2		
13	TH111929	SNAP RING	2		
15	AT154164	FITTING	2		
16	M800650	PACKING	2		
19	AT214351	PISTON	14		
21	AT213871	SHAFT	2		
22	T107766	PIN	2		5 X 10 MM (0.197" X 0.394")
23	T107767	COMPRESSION SPRING	2		
25	AT213730	ROTOR	2		
27	AT213733	VALVE	1		
28	AT213732	VALVE	1		
29	TH109874	DOWEL PIN	4		
31	AT213793	LINK	2		
32	TH109873	LEVER	4		
33	TH109875	DOWEL PIN	4		6 X 9.500 MM (0.236" X 0.374")
34	TH109876	DOWEL PIN	2		6 X 44 MM (0.236" X 1.732")
35	CH17951	RING	12		
36	TH109878	DOWEL PIN	2		
41	AT213721	CYLINDER HEAD	1		
42	AT213762	PISTON	2		
43	AT213876	PIN	2		
44	AT213875	SET SCREW	2		
46	AT213975	O-RING	2		
47	AT213877	STOP	2		
50	AT213974	O-RING	2		
51	AT213878	COVER	2		
54	CH11560	PACKING	20		
55	19M8439	SCREW	16	M8 X 25	
56	TH101835	SPRING WASHER	16		
57	AT213767	PACKING	1		
58	34M7061	SPRING PIN	2		8 X 20 MM (0.315" X 0.787")
59	AT213890	O-RING	1		
60	19M8341	SCREW	12	M12 X 45	
64	AT175981	SENSOR	2		(PUMP PRESSURE)
64A	TH102560	O-RING	1		15.800 X 2.400 MM (0.622" X 0.094")
67	AT203649	FITTING	2		
67A	M800650	PACKING	1		
69	AT217898	REGULATOR	2		
72	34M3845	SPRING PIN	4		4 X 10 MM (0.157" X 0.394")
73	AT213894	O-RING	4		
74	AT213922	O-RING	2		
80	AT203648	FITTING	2		
80A	CH11570	O-RING	1		13.800 X 2.400 MM (0.543" X 0.094")
82	AT154206	BRACKET	1		
83	TH100738	BOLT	1	M6 X 12	
84	12M7133	LOCK WASHER	1		6.100 MM (0.240")

PUMP REGULATOR

TP47902 -UN-10MAY96



TP47902

VEHICLE MAIN HYDRAULIC SYSTEM

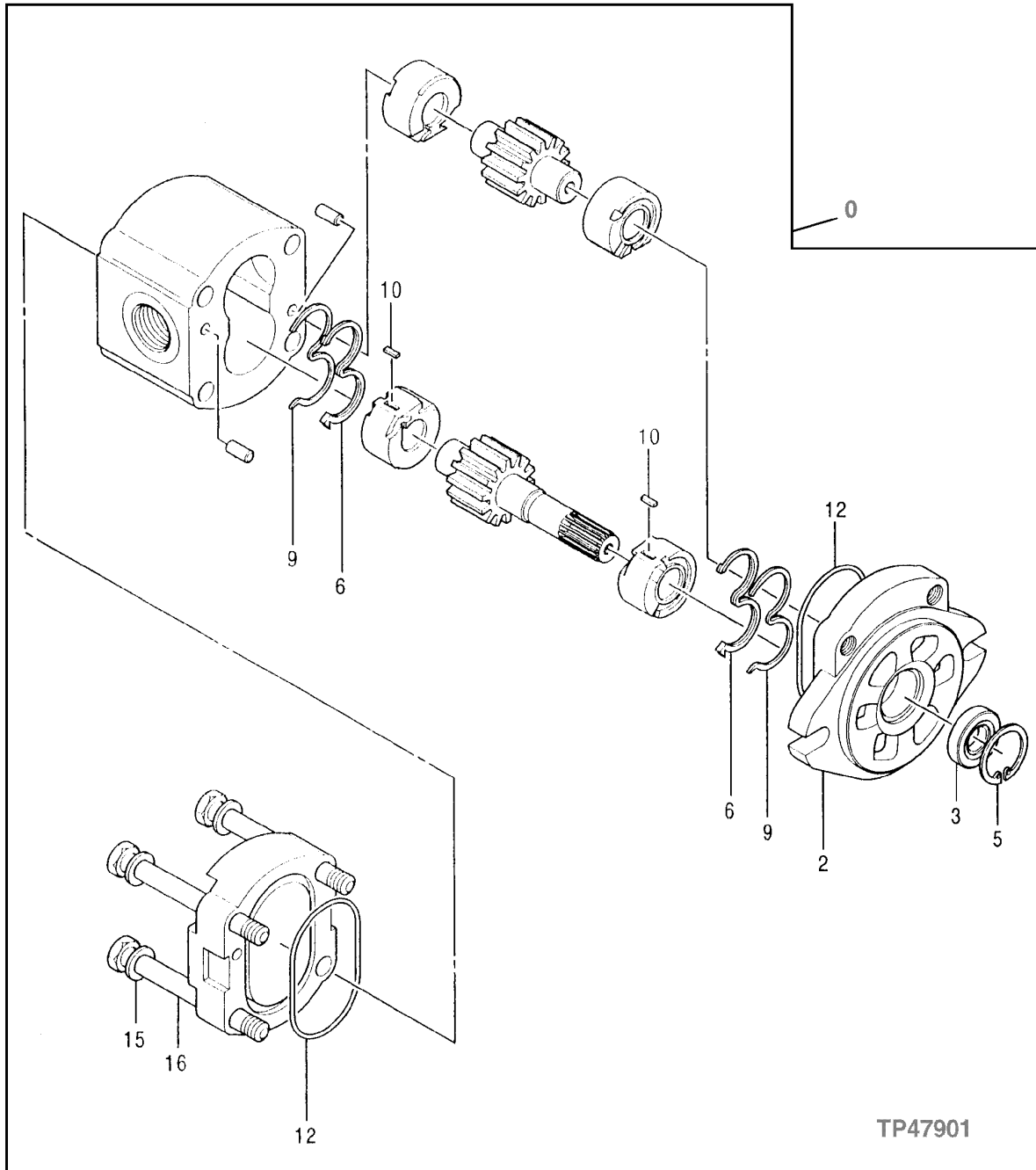
PUMP REGULATOR

KEY	PART NO.	PART NAME	QTY	SERIAL NO.	REMARKS
0	AT217898	REGULATOR	1		
2	TH109892	SLEEVE	1		
3	TH109893	SPOOL	1		
5	AT214037	CYLINDER	1		
6	AT214044	PISTON	1		
7	TH102560	O-RING	1		15.800 X 2.400 MM (0.622" X 0.094")
8	TH102562	BACK-UP RING	1		
9	CH11560	PACKING	1		
12	TH109898	STOP	2		
13	AT214045	STOP	1		
14	AT213892	O-RING	3		
15	AT213891	O-RING	2		
16	TH102567	NUT	2		M20
17	14M7273	NUT	2		M8
20	TH109911	PISTON	1		
21	TH109910	CYLINDER	1		
24	AT213917	STOP	1		
27	AT213913	SLEEVE	1		
28	AT213912	VALVE SPOOL	1		
29	AT201005	SET SCREW	1		
34	14M7274	NUT	1		M10
35	AT213794	END PLATE	1		
36	TH109913	COVER	1		
37	19M8446	SCREW	8		M8 X 20
38	TH101835	SPRING WASHER	8		
40	TH109914	FITTING PLUG	1		
41	AT213893	O-RING	1		
43	19M8339	SCREW	4		M10 X 55
44	12M6791	LOCK WASHER	4		10.200 MM (0.402")
47	TH111263	COMPRESSION SPRING	1		
48	AT213952	COMPRESSION SPRING	1		
49	AT213951	COMPRESSION SPRING	1		

TP47901

-UN-13MAY96

PUMP GEAR



TP47901

VEHICLE MAIN HYDRAULIC SYSTEM

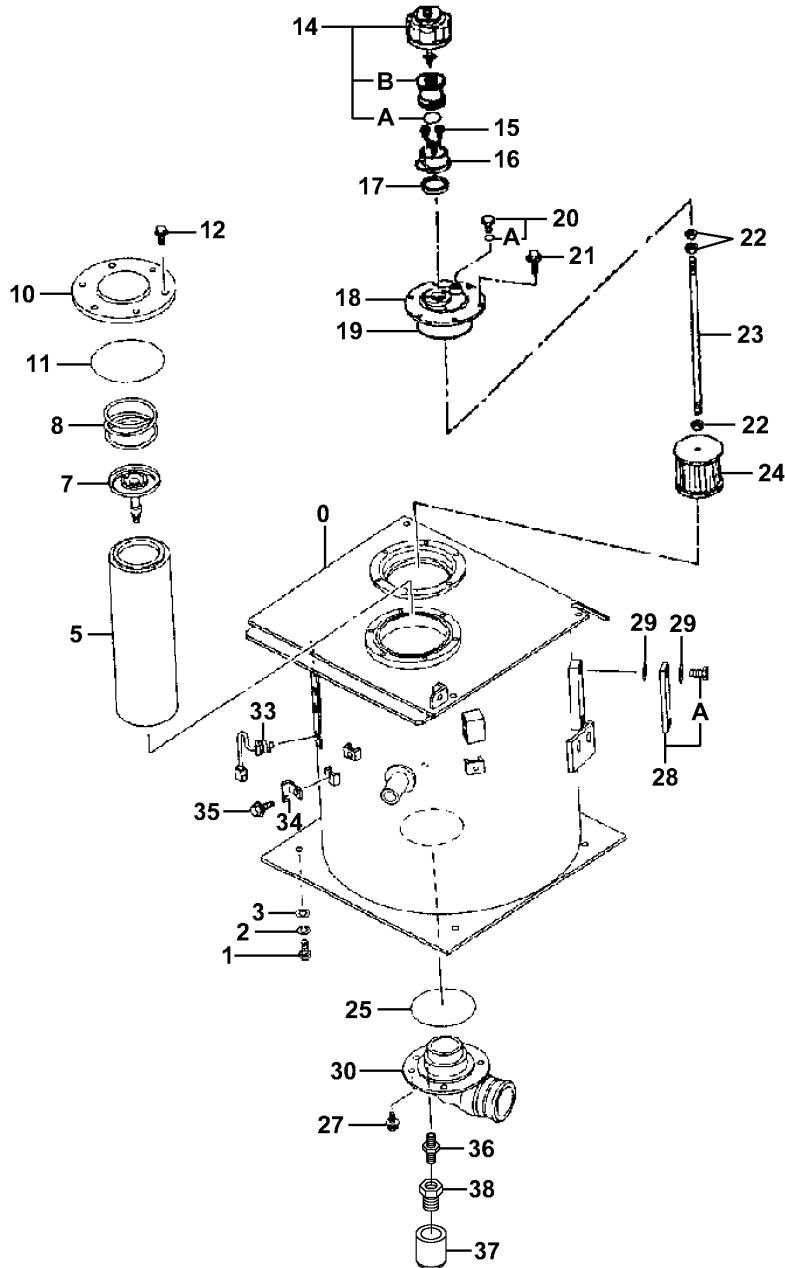
PUMP GEAR

KEY	PART NO.	PART NAME	QTY	SERIAL NO.	REMARKS
0	AT202122	PUMP	1		
2	AT203653	FLANGE	1		
3	AT153880	SEAL	1	(K)	
5	SNAP RING	1		(K) (AT153833 NOT AVAILABLE AS INDIVIDUAL SERVICE PART)
6	SEAL	2		(K) (AT153881 NOT AVAILABLE AS INDIVIDUAL SERVICE PART)
9	BACK-UP RING	2		(K) (AT153834 NOT AVAILABLE AS INDIVIDUAL SERVICE PART)
10	AT153838	KEY	2		
12	AT153835	O-RING	2		(K) 64.500 X 2.700 MM (2.539" X 0.106")
15	AT153837	WASHER	4		10.400 X 18 X 2 MM (0.409" X 0.709" X 0.079")
16	AT153882	BOLT	4		M10 X 100

(K) AT153885 SEAT KIT

TP61545 -UN-15APR99

OIL TANK



TP61545

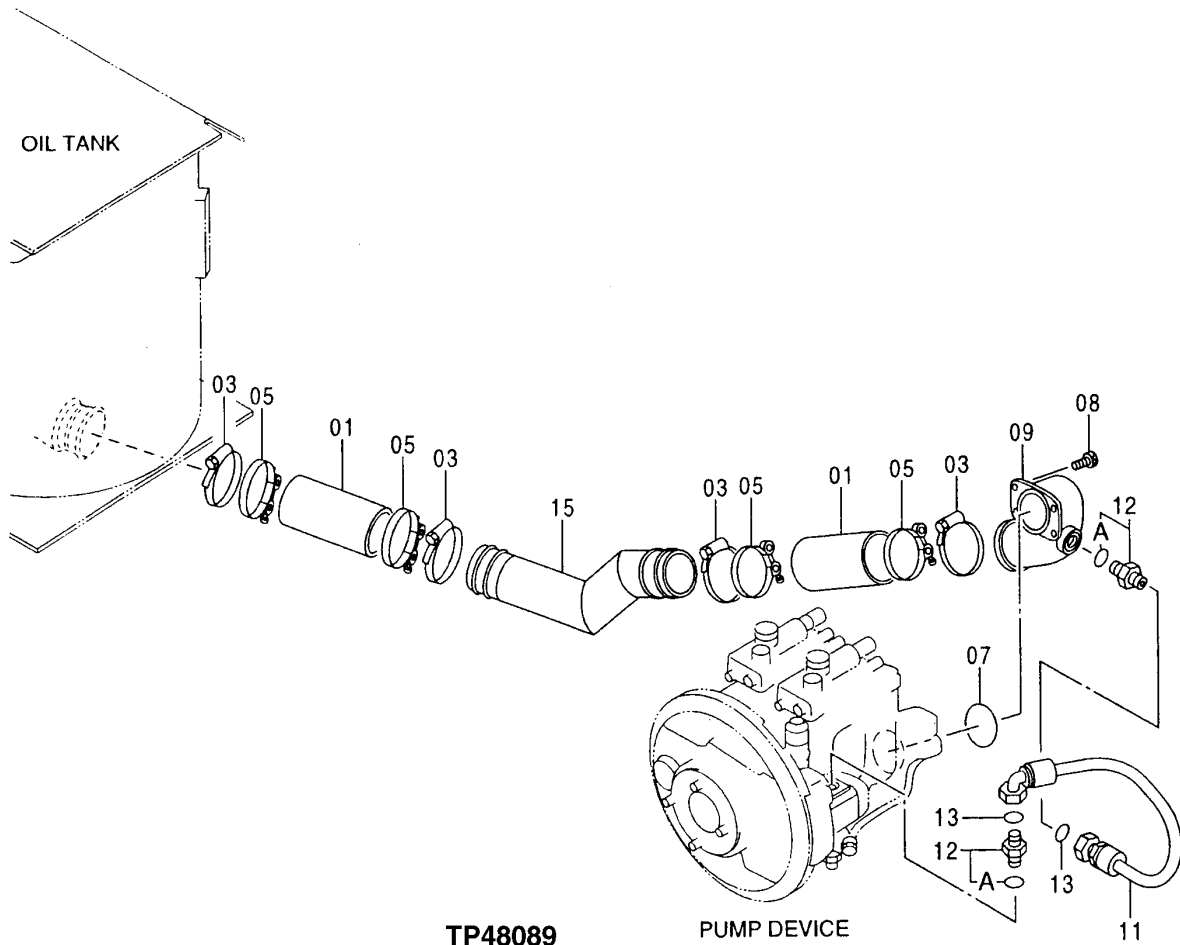
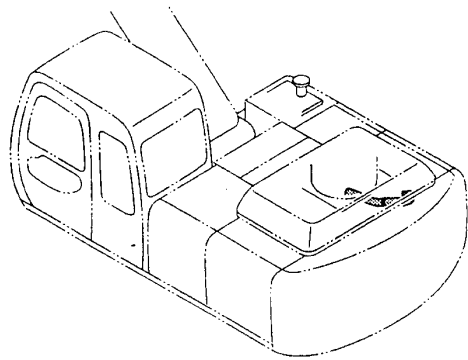
VEHICLE MAIN HYDRAULIC SYSTEM

OIL TANK

KEY	PART NO.	PART NAME	QTY	SERIAL NO.	REMARKS
0	AT218170	HYDRAULIC RESERVOIR	1		
1	19M7488	CAP SCREW	4	M16 X 40	
2	12H294	LOCK WASHER	4	15.875 MM (5/8")	
3	24M7338	WASHER	4	17 X 30 X 3 MM (0.669" X 1.181" X 0.118")	
5	AT147343	FILTER ELEMENT	1		
7	TH109511	VALVE	1		
8	TH109512	LEAF SPRING	1		
10	TH111304	COVER	1		
11	T110444	O-RING	1	189.300 X 5.700 MM (7.453" X 0.224")	
12	12M7066	LOCK WASHER	6	10.200 MM (0.402")	
	19M3142	CAP SCREW	6	M10 X 18	
14	AT167080	CAP	1		
14A	T162516	O-RING	1		
14B	AT122928	FILTER	1		
15	19M8146	SCREW	3	M5 X 16	
16	TH111021	BASE	1		
17	TH111022	PACKING	1		
18	AT215118	COVER	1		
19	TH100679	O-RING	1	159.300 X 5.700 MM (6.272" X 0.224")	
20	TH109514	FITTING PLUG	1		
20A	U46489	O-RING	1	17.800 X 2.400 MM (0.701" X 0.094")	
21	19M7402	CAP SCREW	6	M10 X 25	
	12M7066	LOCK WASHER	6	10.200 MM (0.402")	
22	14M7274	NUT	3	M10	
23	AT179189	STUD	1		
24	TH110133	STRAINER	1		
25	TH102793	O-RING	1	129.600 X 5.700 MM (5.102" X 0.224")	
26	T166271	PIPE PLUG	1		
27	19M7662	CAP SCREW	5	M10 X 30	
	12M7066	LOCK WASHER	5	10.200 MM (0.402")	
28	TH108293	LEVEL GAUGE	1		
28A	TH101894	FITTING	2		
29	TH100675	WASHER	4		
30	AT213750	TUBE	1		
33	AT154937	SWITCH	1		
34	AT154243	BRACKET	1		
35	19M8324	CAP SCREW	1	M10 X 16	
	12M7067	LOCK WASHER	1	12.200 MM (0.480")	
36	T116057	FITTING	1		
37	15H582	FITTING	1	3/4"	
38	15H607	PIPE BUSHING	1	1/4"	

TP48089 -UN-12JUL96

SUCTION PIPINGS



VEHICLE MAIN HYDRAULIC SYSTEM

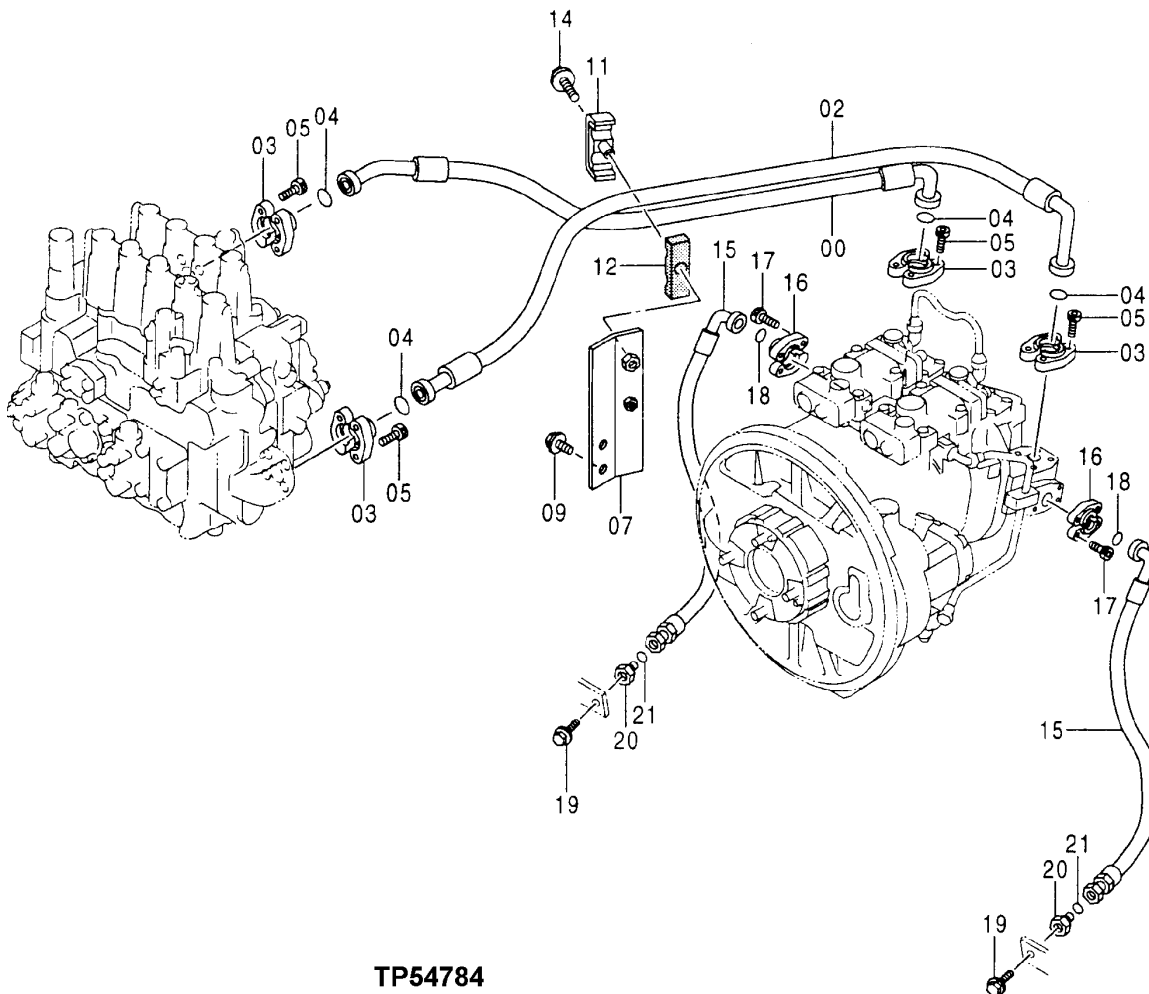
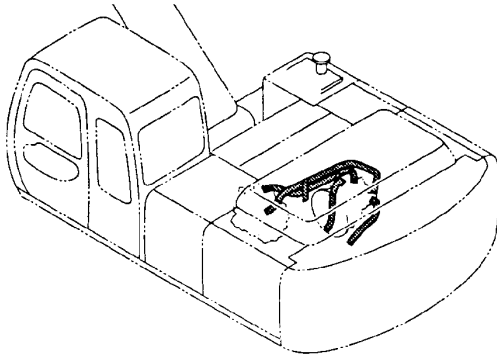
SUCTION PIPINGS

KEY	PART NO.	PART NAME	QTY	SERIAL NO.	REMARKS
1	AT176844	HOSE	2		
3	AH103182	CLAMP	4		
5	AT56658	CLAMP	4		
7	CH17854	PACKING	1		
8	AT214412	BOLT	4		
9	AT176799	MANIFOLD	1		
11	AT202461	HYDRAULIC HOSE	1		
12	AT107392	ADAPTER	2		
12A	TH100055	O-RING	1		23.700 X 3.500 MM (0.933" X 0.138")
13	T77858	O-RING	2		18.771 X 1.778 MM (0.739" X 0.070")
15	AT218171	PIPE	1		

TP54784

-UN-03JUN97

DELIVERY PIPINGS



TP54784

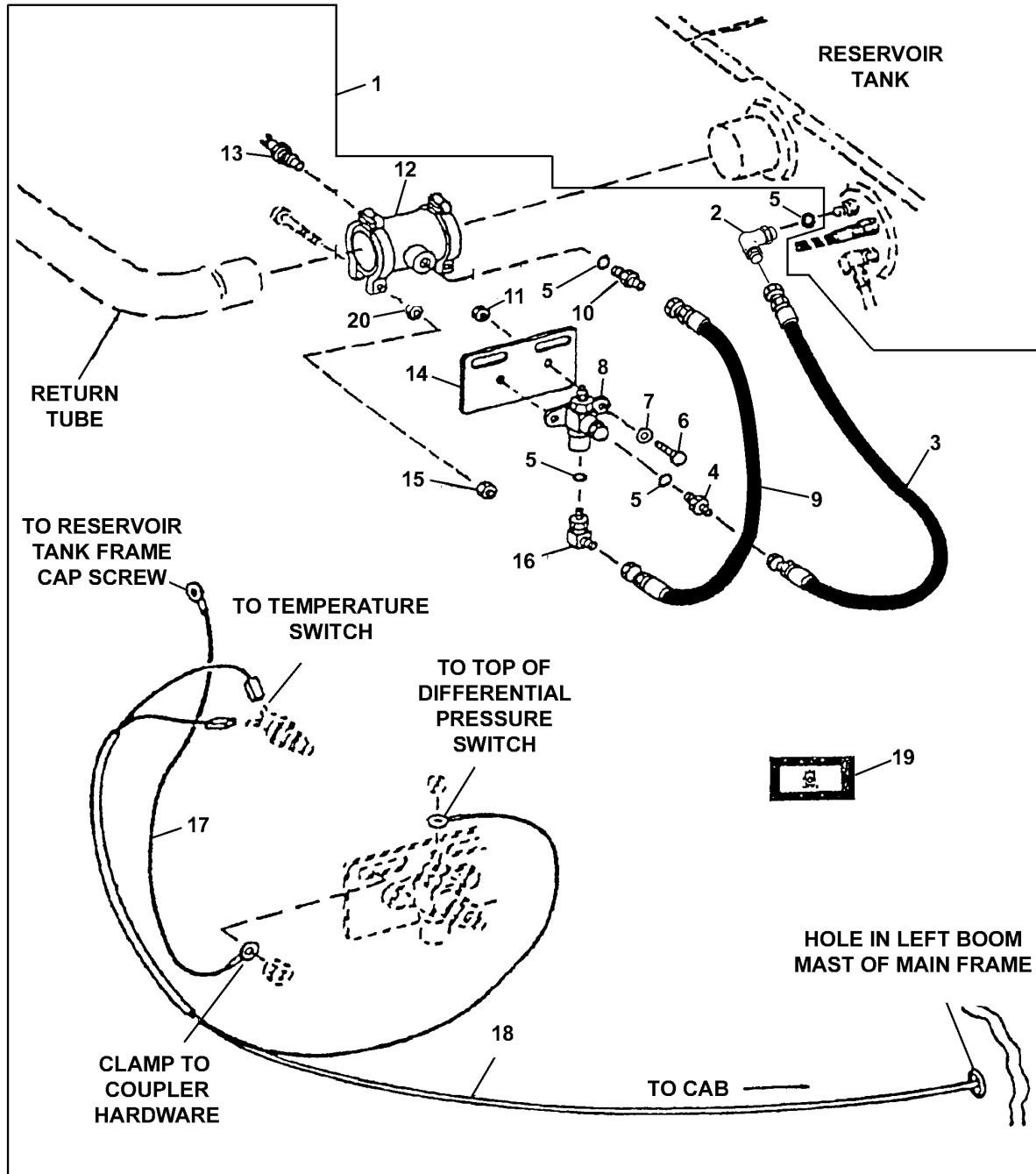
VEHICLE MAIN HYDRAULIC SYSTEM

DELIVERY PIPINGS

KEY	PART NO.	PART NAME	QTY	SERIAL NO.	REMARKS
0	AT218172	HYDRAULIC HOSE	1		
2	AT218173	HYDRAULIC HOSE	1		
3	TH101960	FLANGE FITTING	8		
4	T78313	O-RING	4		32.918 X 3.531 MM (1.296" X 0.139")
5	AT214413	BOLT	16		
7	AT218174	BRACKET	1		
9	19M7402	CAP SCREW	2		M10 X 25
	12M7066	LOCK WASHER	2		10.200 MM (0.402")
11	AT214442	CLAMP	1	-600000	
	AT219493	CLAMP	1	600001-	
12	AT214427	CLAMP	1	-600000	
	AT219492	HALF CLAMP	1	600001-	
14	19M7403	CAP SCREW	1		M12 X 35
15	AT214431	HYDRAULIC HOSE - FABRICATE	2		
16	T107446	FLANGE FITTING	4		
17	19M8337	SCREW	8		M10 X 30
18	T59014	O-RING	2		24.994 X 3.531 MM (63/64" X 0.139")
19	19M7403	CAP SCREW	2		M12 X 35
	12H301	LOCK WASHER	2		12.700 MM (1/2")
20	TH109541	FITTING PLUG	2		
21	T77858	O-RING	2		18.771 X 1.778 MM (0.739" X 0.070")

HYDRAULIC FILTER RESTRICTION INDICATOR

TP61551 -UN-25OCT99



TP61551

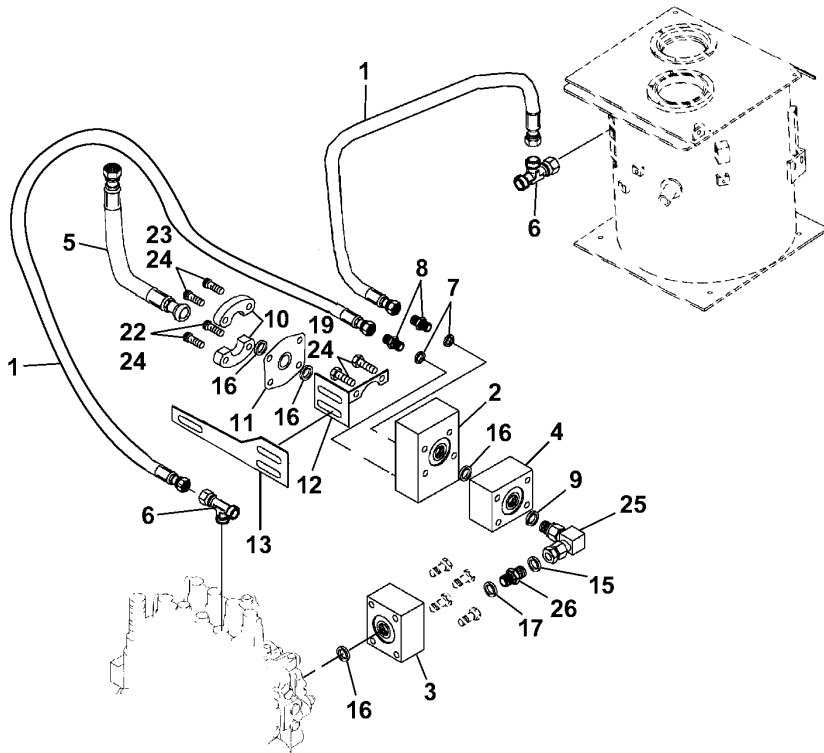
VEHICLE MAIN HYDRAULIC SYSTEM

HYDRAULIC FILTER RESTRICTION INDICATOR

KEY	PART NO.	PART NAME	QTY	SERIAL NO.	REMARKS
1	AT189640	KIT	1		(INCLUDES AE24616 AND AT134346)
2	TH100951	ELBOW FITTING	1		
3	AH97777	HYDRAULIC HOSE	1		7/16" X 407 MM (16") X 7/16"
4	H75414	ADAPTER	1		
5	M800650	PACKING	4		
6	19H1919	CAP SCREW	2		6.350 X 15.875 MM (1/4" X 5/8")
7	24H1286	WASHER	2		7.137 X 12.700 X 1.600 MM (9/32" X 1/2" X 1/16")
8	AT131436	PRESSURE SWITCH	1		
9	AT38628	HYDRAULIC HOSE - FABRICATE	1		9/16" X 381 MM (15") X 9/16"
10	R27212	FITTING	1		
11	14M7273	NUT	2		M8
12	AT134346	COUPLING	1		
13	AT131437	SWITCH	1		"NOT USED ON HYEX EXCAVATOR"
14	T138910	BRACKET	1		
15	14M7274	NUT	2		M10
16	AT35121	ELBOW FITTING	1		
17	AR76140	WIRING LEAD	1		
18	AT157668	WIRING HARNESS	1		
19	T153187	LABEL	1		(AMBER) (SUB FOR T143272 CLEAR LABEL)
20	24M7036	WASHER	4		9 X 16 X 1.600 MM
21	R44302	TIE BAND	7		(NOT ILLUSTRATED)
22	14H786	NUT	2		1/4", (NOT ILLUSTRATED)

TP66934 -UN-25OCT99

KIT, ANTI-DRIFT F/BUCKET CYLINDER



TP66934

VECHILE MAIN HYDRAULIC SYSTEM

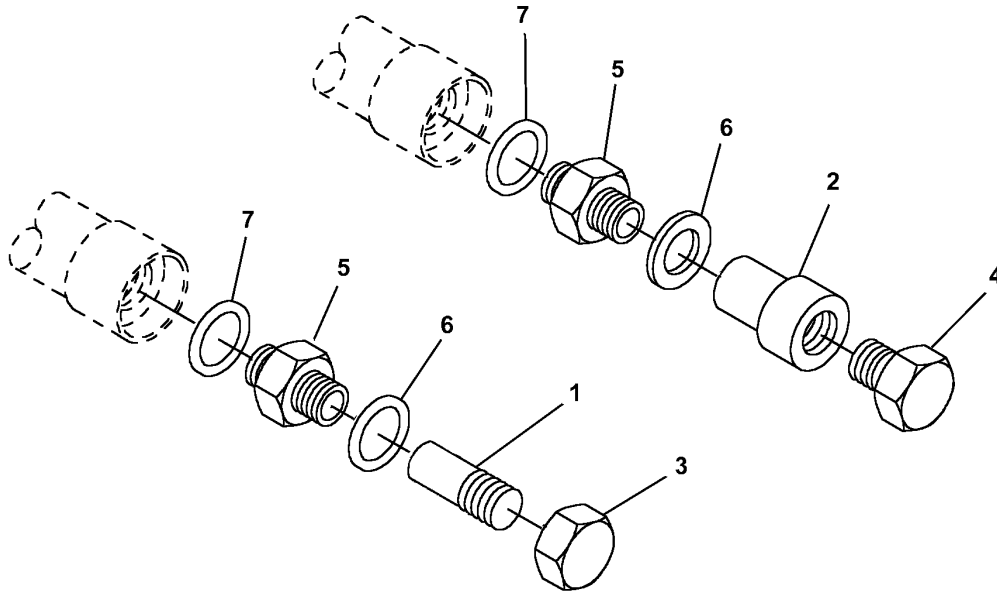
KIT, ANTI-DRIFT F/BUCKET CYLINDER

KEY	PART NO.	PART NAME	QTY	SERIAL NO.	REMARKS
1	AT126601	HYDRAULIC HOSE - FABRICATE	1		
2	AT152186	VALVE	1		
3	AT183797	ADAPTER	1		
4	AT183798	JUNCTION BLOCK	1		
5	AT189538	HYDRAULIC HOSE - FABRICATE	1		
6	AT36921	TEE FITTING	2		
7	R26448	O-RING	2	11.887 X 1.981 MM (0.468" X 5/64")	
8	R27212	FITTING	2		
9	R29936	O-RING	1	29.743 X 2.946 MM (1.171" X 0.116")	
10	T107068	FLANGE FITTING	2		
11	T145378	FITTING	1		
12	T164048	BRACKET	1		
13	T164084	BRACKET	1		
14	T59014	O-RING	1	(NOT ILLUSTRATED)	
15	T76938	O-RING	1		
16	T78313	O-RING	5		
17	U12547	O-RING	1		
18	14M7295	NUT	3	M12	
19	19M7349	CAP SCREW	2	M12 X 95	
20	19M7361	CAP SCREW	1	M12 X 50, (NOT ILLUSTRATED)	
21	19M7403	CAP SCREW	2	M12 X 35, (NOT ILLUSTRATED)	
22	19M8395	SCREW	2	M12 X 40, (NOT ILLUSTRATED)	
23	19M8519	SCREW	2	M12 X 120	
24	24M7047	WASHER	6	13 X 24 X 2.500 MM	
25	38H1086	ELBOW FITTING	1		
26	38H1179	ADAPTER	1		

MEMORANDA

TP61548 -UN-22OCT99

HYDRAULIC QUICK COUPLERS F/AUXILIARY LINES

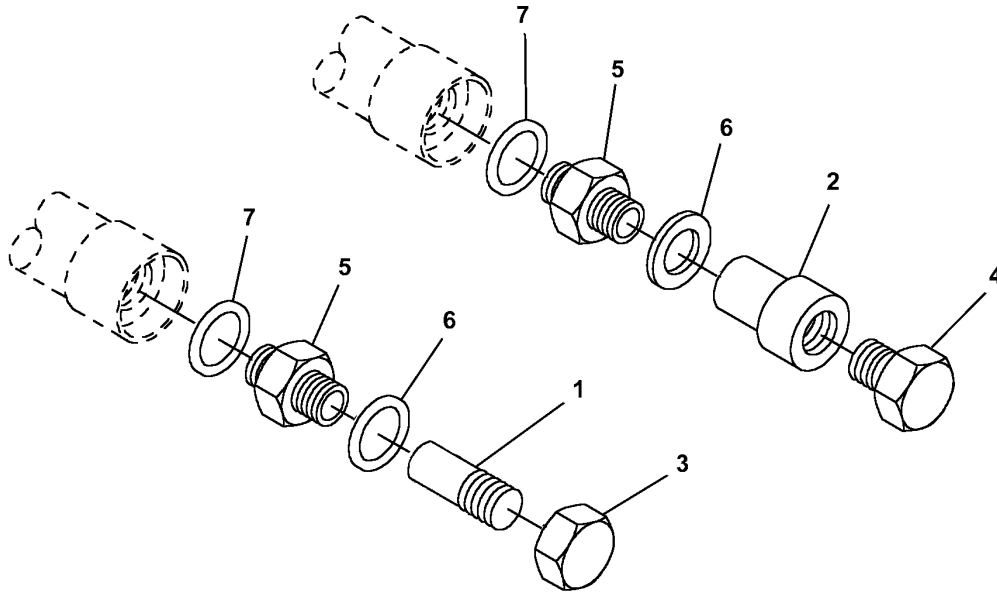


KEY	TP61548 PART NO.	PART NAME	QTY	SERIAL NO.	REMARKS
1	AT186112	QUICK COUPLER	1		MALE, 1"
2	AT186111	QUICK COUPLER	1		FEMALE, 1"
3	AT186113	CAP	1		
4	AT186114	PLUG	1		
5	38H1196	ADAPTER	1		
6	R29936	O-RING	1		
7	T78612	O-RING	1		
..	AT189409	SEAL KIT	1		MALE HALF 1"
..	AT189410	SEAL KIT	1		FEMALE HALF 1"

MEMORANDA

TP66774 -UN-22OCT99

HYDRAULIC QUICK COUPLERS F/ROCK DRILL

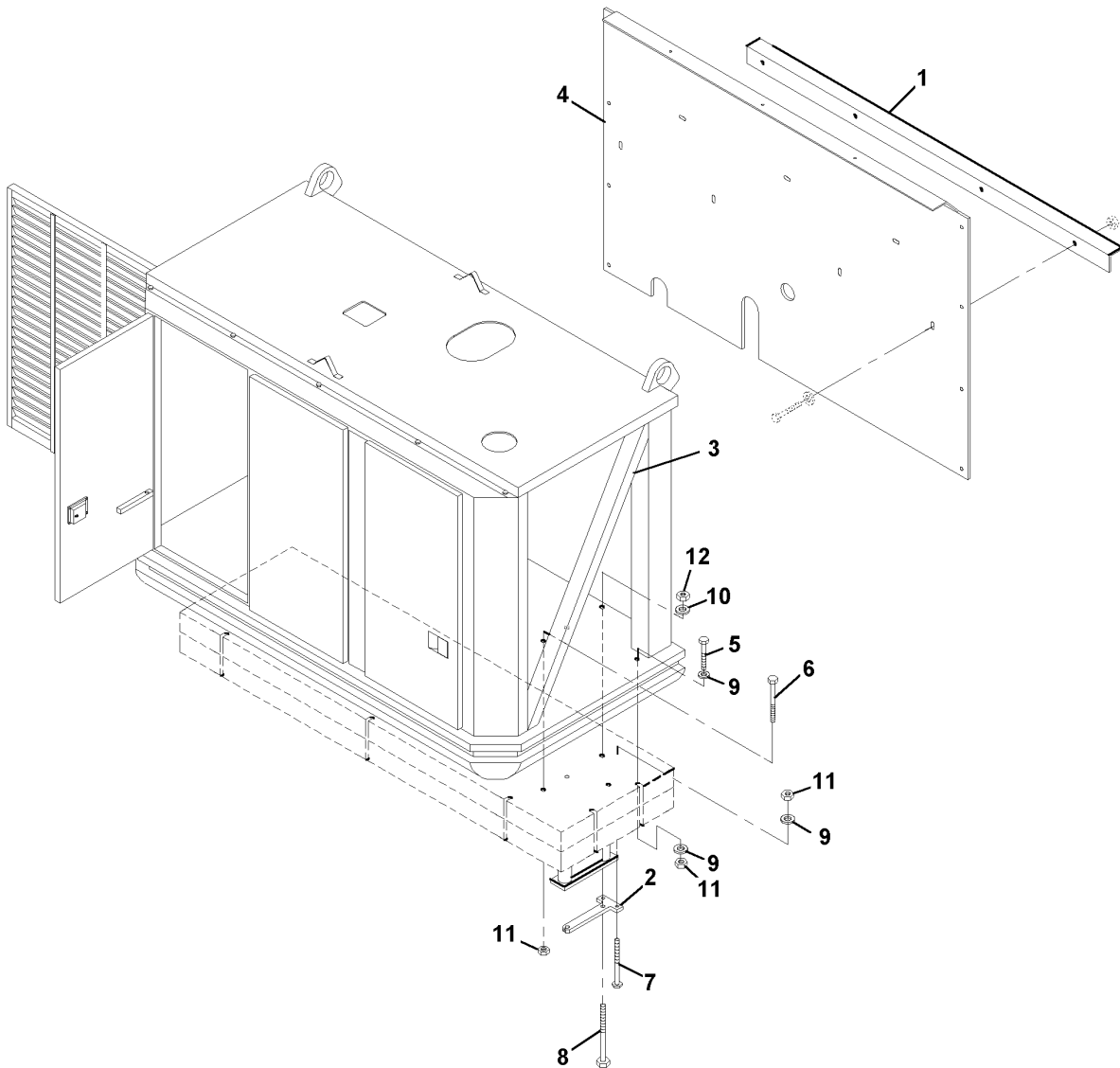


KEY	TP66774 PART NO.	PART NAME	QTY	SERIAL NO.	REMARKS
1	AT186124	QUICK COUPLER	1		MALE, 1-1/4"
2	AT186126	QUICK COUPLER	1		FEMALE, 1-1/4"
3	AT186128	CAP	1		
4	AT186129	PLUG	1		
5	38H1165	ADAPTER	2		
6	U13639	O-RING	2		
7	T78612	O-RING	2		
8	T167161	SPACER	2		(NOT ILLUSTRATED)
9	19M7414	CAP SCREW	2		M12 X 90, (NOT ILLUSTRATED)
..	AT189411	SEAL KIT	1		MALE HALF 1-1/4"
..	AT189412	SEAL KIT	1		FEMALE HALF 1-1/4"

ORDER REPAIR AND REPLACEMENT PARTS FROM SECTION 2200-2201A USING INGERSOL-RAND CAGE CODE 33968.

TP66775 -UN-25OCT99

COMPRESSOR MOUNT



TP66775

COMPRESSOR

COMPRESSOR MOUNT

KEY	PART NO.	PART NAME	QTY	SERIAL NO.	REMARKS
1	113730	ANGLE	1		
2	113786	CLAMP	2		
3	303407	SUPPORT	1		
4	303429	PANEL	1		
5	19M8026	CAP SCREW	4	M20 X 170	
6	19M8411	SCREW	6	M20 X 340	
7	L110901	BOLT	4		
8	9001304000	BOLT	4		
9	24M7277	WASHER	28	21 X 60 X 4 MM	
10	24M7202	WASHER	8	31 X 56 X 4 MM	
11	14M7277	NUT	14	M20	
12	14M7279	NUT	4	M30	

This page left blank intentionally.

INGERSOLL-RAND COMPRESSOR

SECTION 11 PARTS LIST

PARTS LIST 11-00

PARTS LIST

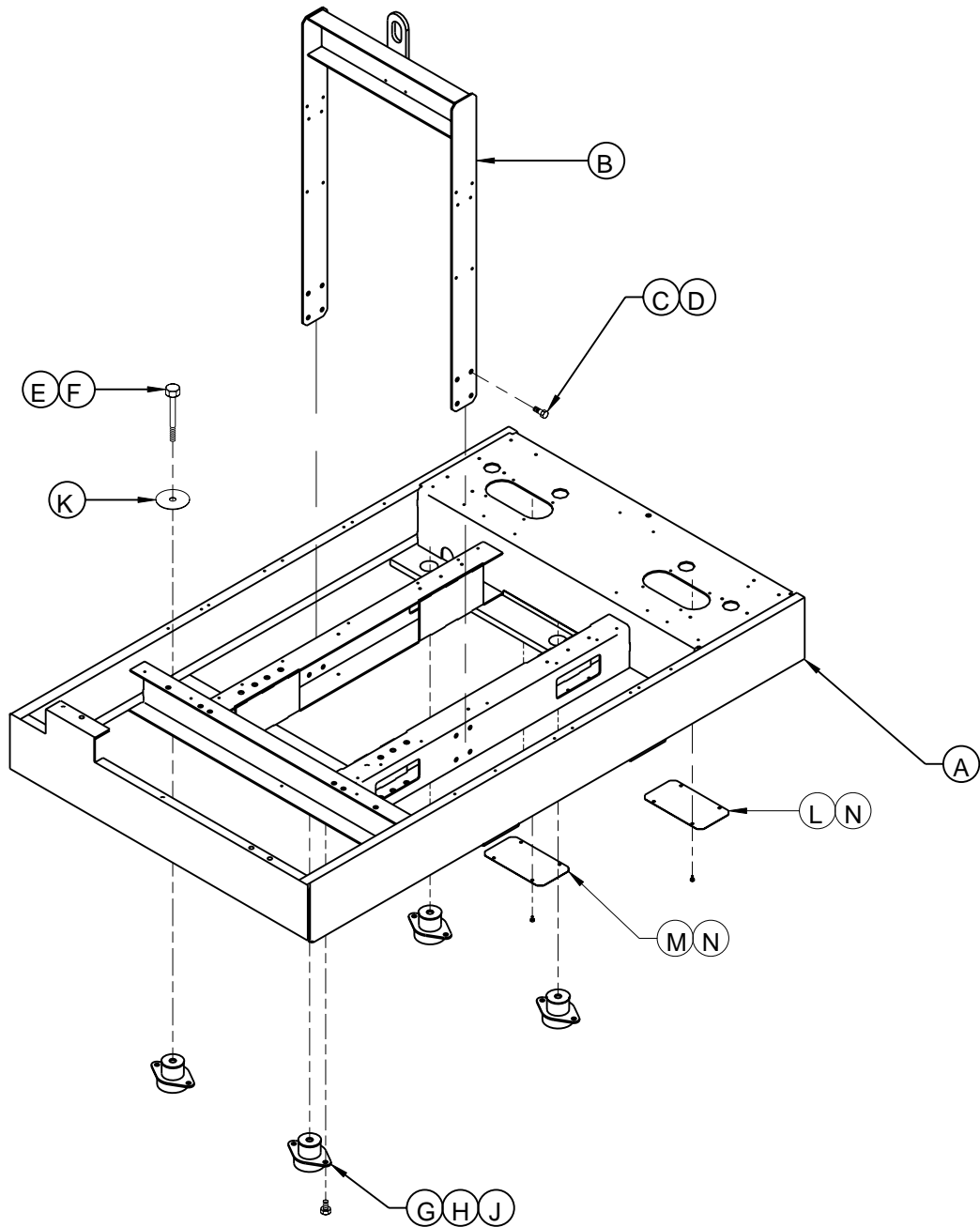
CONTENTS	ILLUSTRATION	PAGE
Frame, Sht 1	36534394	11-02
Frame, Sht 2	36534394	11-03
Engine Complete, Sht 1	36534402	11-04
Engine Complete, Sht 2	36534402	11-05
Cooling Complete, Sht 1	36534410	11-06
Cooling Complete, Sht 2	36534410	11-07
Airend Complete, Sht 1	36534428	11-08
Airend Complete, Sht 2	36534428	11-09
Airend Assembly, Sht 1	36534436	11-10
Airend Assembly, Sht 2	36534436	11-11
Airend Assembly, Sht 3	36534436	11-12
Airend Assembly, Sht 4	36534436	11-13
Airend Assembly, Sht 5	36534436	11-14
Airend Assembly, Sht 6	36534436	11-15
Unloader Assembly, Sht 1	36534444	11-16
Unloader Assembly, Sht 2	36534444	11-17
Oil Temperature Bypass Valve, Sht 1	36534451	11-18
Oil Temperature Bypass Valve, Sht 2	36534451	11-19
Oil Filter Assembly, Sht 1	36534469	11-20
Oil Filter Assembly, Sht 2	36534469	11-21
Support Bracket Complete, Sht 1	36534477	11-22
Support Bracket Complete, Sht 2	36534477	11-23
Air Service Complete, Sht 1	36534485	11-24
Air Service Complete, Sht 2	36534485	11-25
Seperator Tk Complete, Sht 1	36534493	11-26
Separator Tk Complete, Sht 2	36534493	11-27
Minimum Pressure Valve, Sht 1	36534501	11-28
Minimum Pressure Valve, Sht 2	36534501	11-29
Air Intake Complete, Sht 1	36534527	11-30
Air Intake Complete, Sht 2	36534527	11-31
Air Cleaner Assembly, Sht 1	36534535	11-32
Air Cleaner Assembly, Sht 2	36534535	11-33
Air Piping, Sht 1	36534550	11-34
Air Piping, Sht 2	36534550	11-35
Oil Piping, Sht 1	36534568	11-36
Oil Piping, Sht 2	36534568	11-37
Central Drains, Sht 1	36535136	11-38
Central Drains, Sht 2	36535136	11-39

PARTS LIST

CONTENTS	ILLUSTRATION	PAGE
Remote Inst/Control Panel, Sht 1	36534543	11-40
Remote Inst/Control Panel, Sht 2	36534543	11-41
Inst/Control Panel, Sht 1	36534576	11-42
Inst/Control Panel, Sht 2	36534576	11-43
Wiring Diagram, Sht 1	36535045	11-44
Wiring Diagram, Sht 2	36535045	11-45
Wiring Diagram, Sht 3	36535045	11-46
Wiring Diagram, Sht 4	36535045	11-47
Wiring Diagram, Sht 5	36535045	11-48
Wiring Diagram, Sht 6	36535045	11-49
Cold Start Assembly, Sht 1	36535268	11-50
Cold Start Assembly, Sht 2	36535268	11-51
Decal Location, Sht 1	36534584	11-52
Decal Location, Sht 2	36534584	11-53
Decal Location, Sht 3	36534584	11-54
Decal Location, Sht 4	36534584	11-55

PARTS LIST 11-02

FRONT OF UNIT



INGERSOLL-RAND COMPANY			
PORTABLE COMPRESSOR DIVISION			
DATE/DWN BY:		DESCRIPTION	
6/15/98	td	FRAME	
MODEL NO.	ILLUSTRATION NO.	SHEET NO.	REV:
XP330SJD-HYEX	36534394	1 of 2	A

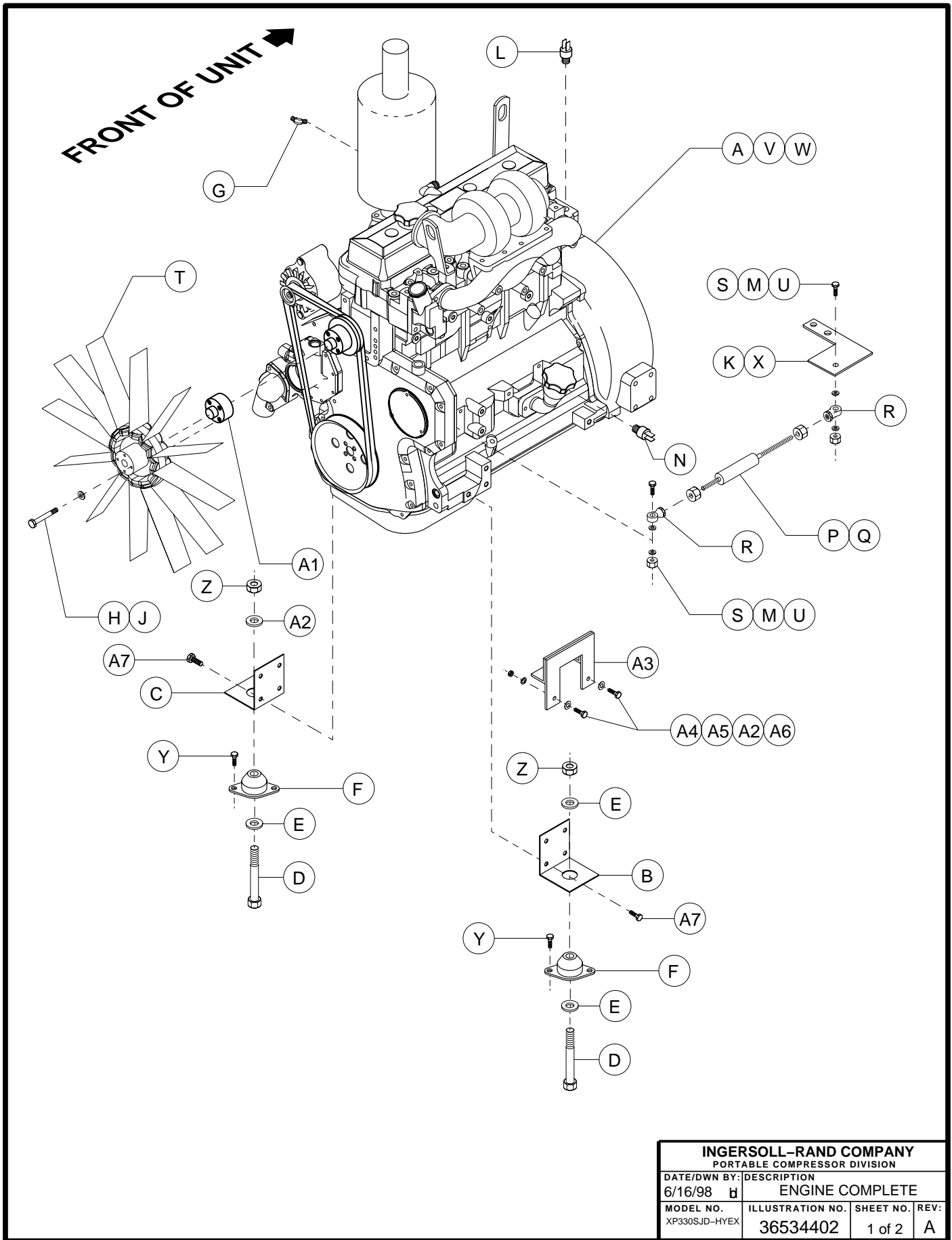
PARTS LIST 11-03

ITEM	C.P.N.	QTY	DESCRIPTION
A	43203017	1	FRAME
B	36877942	1	LIFTING BAIL
C	36879203	8	NUT, HEX FLG M12
D	36879492	8	SCREW, FLG HD M12 X 25
E	95934253	4	SCREW, HEX 3/4-10 X 4
F	95923363	4	NUT, NYLOC 3/4-10
G	43203504	4	MOUNT, ISOLATER
H	95934659	8	SCREW, HEX 1/2-13 X 1.25
J	95923348	8	NUT, NYLOC 1/2-13
K	35273937	4	WASHER, SNUBBER
L	36879104	1	COVER, COOLER DRAIN
M	36867174	1	COVER, ENGINE OIL DRAIN
N	36797652	8	SCREW, TAPPING M06-1.0 X 12

INGERSOLL-RAND COMPANY			
PORTABLE COMPRESSOR DIVISION			
DATE/DWN BY:	DESCRIPTION		
6/15/98	td	FRAME	
MODEL NO.	ILLUSTRATION NO.	SHEET NO.	REV:
XP330SJD-HYEX	36534394	2 of 2	A

BOOK 35393891 (1/99)

PARTS LIST 11-04



INGERSOLL-RAND COMPANY			
PORTABLE COMPRESSOR DIVISION			
DATE/DWN BY:	DESCRIPTION		
6/16/98	ENGINE COMPLETE		
MODEL NO.	ILLUSTRATION NO.	SHEET NO.	REV:
XP330SJD-HYEX	36534402	1 of 2	A

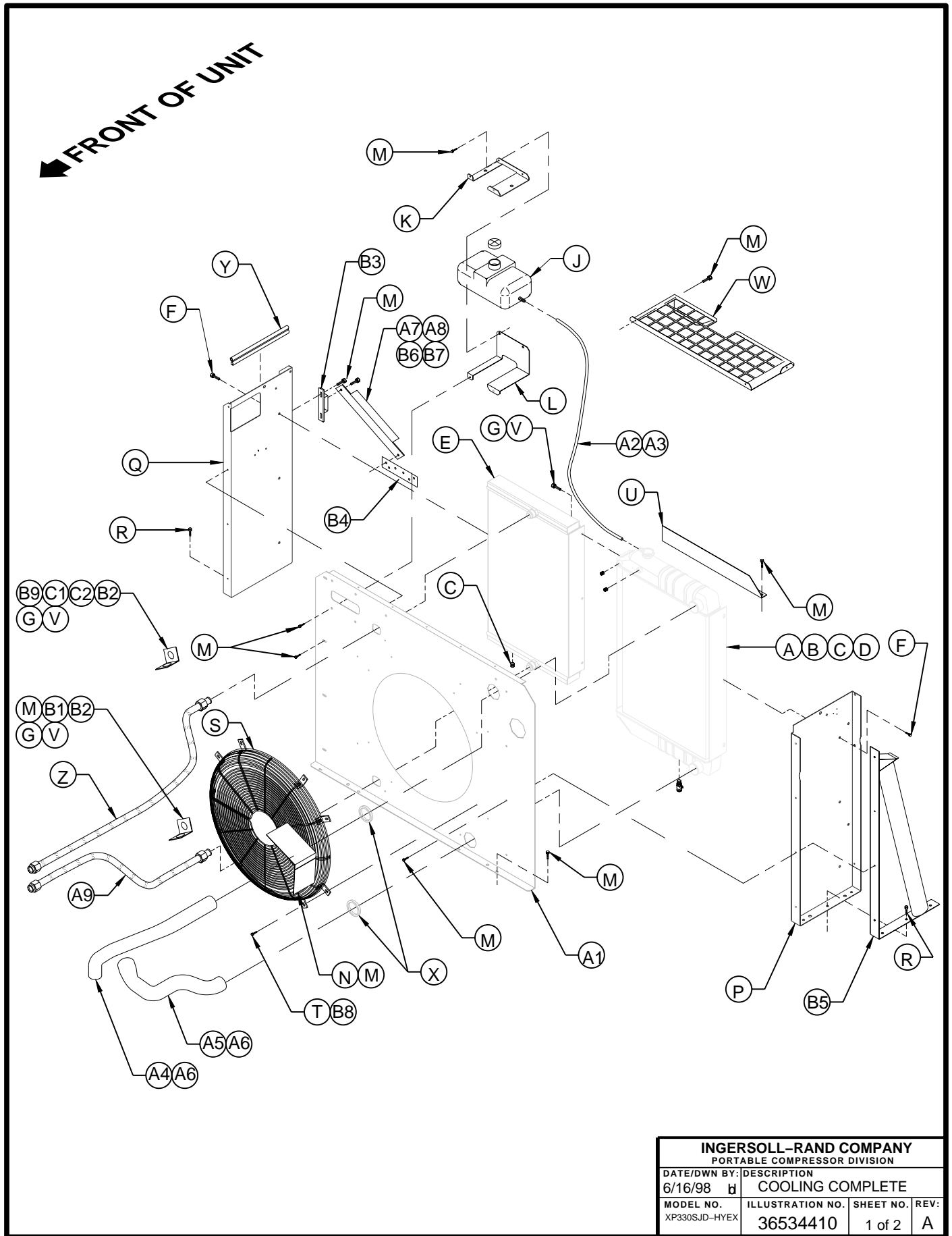
PARTS LIST 11-05

ITEM	C.P.N.	QTY	DESCRIPTION
A	43209006	1	ENGINE
B	43208545	1	MOUNT, LH ENGINE
C	43208537	1	MOUNT, RH ENGINE
D	96730411	2	SCREW, HEX M10-1.50 X 60
E	36899037	2	WASHER, SNUBBER
F	36876274	2	ISOLATOR, ENGINE
G	35322460	1	UNION, BARBED
H	96726435	4	SCREW, M08-1.25 X 100
J	95934998	4	WASHER, FLAT M08
K	36877223	1	SUPPORT, AIR CYLINDER
L	36880706	1	SWITCH, WATER TEMPERATURE
M	95935029	2	WASHER, FLAT M06
N	36878379	1	SWITCH, OIL PRESSURE
P	35592435	1	CYLINDER
Q	95923074	2	JAM NUT
R	35328467	2	RODEND
S	96701461	2	SCREW, HEX M06-1.00 X 25
T	36878163	1	FAN
U	36769032	2	NUT,HEX LOCK M06-1.00
V	36534659	1	FUEL ELEMENT
W	36881696	1	OIL FILTER ELEMENT
X	96701479	2	SCREW, HEX M10-1.50 X 16
Y	35279025	4	SCREW, TAPPING M08-1.25 X 20
Z	35273366	2	NUT, NYLOCK M10
A1	36877959	1	SPACER, FAN
A2	95935037	14	WASHER, FLAT
A3	43208552	2	RESTRAINT, ENGINE MOUNT
A4	95920674	12	SCREW, HEX CAP 3/8-16 X 1
A5	95922894	12	NUT, HEX 3/8-16
A6	95937413	12	WASHER, SPLIT LOCK 3/8
A7	96701495	8	SCREW, HEX M12-1.75 X 25

INGERSOLL-RAND COMPANY			
PORTABLE COMPRESSOR DIVISION			
DATE/DWN BY:	DESCRIPTION		
6/16/98	td	ENGINE COMPLETE	
MODEL NO.	ILLUSTRATION NO.	SHEET NO.	REV:
XP330SJD-HYEX	36534402	2 of 2	A

BOOK 35393891 (1/99)

PARTS LIST 11-06



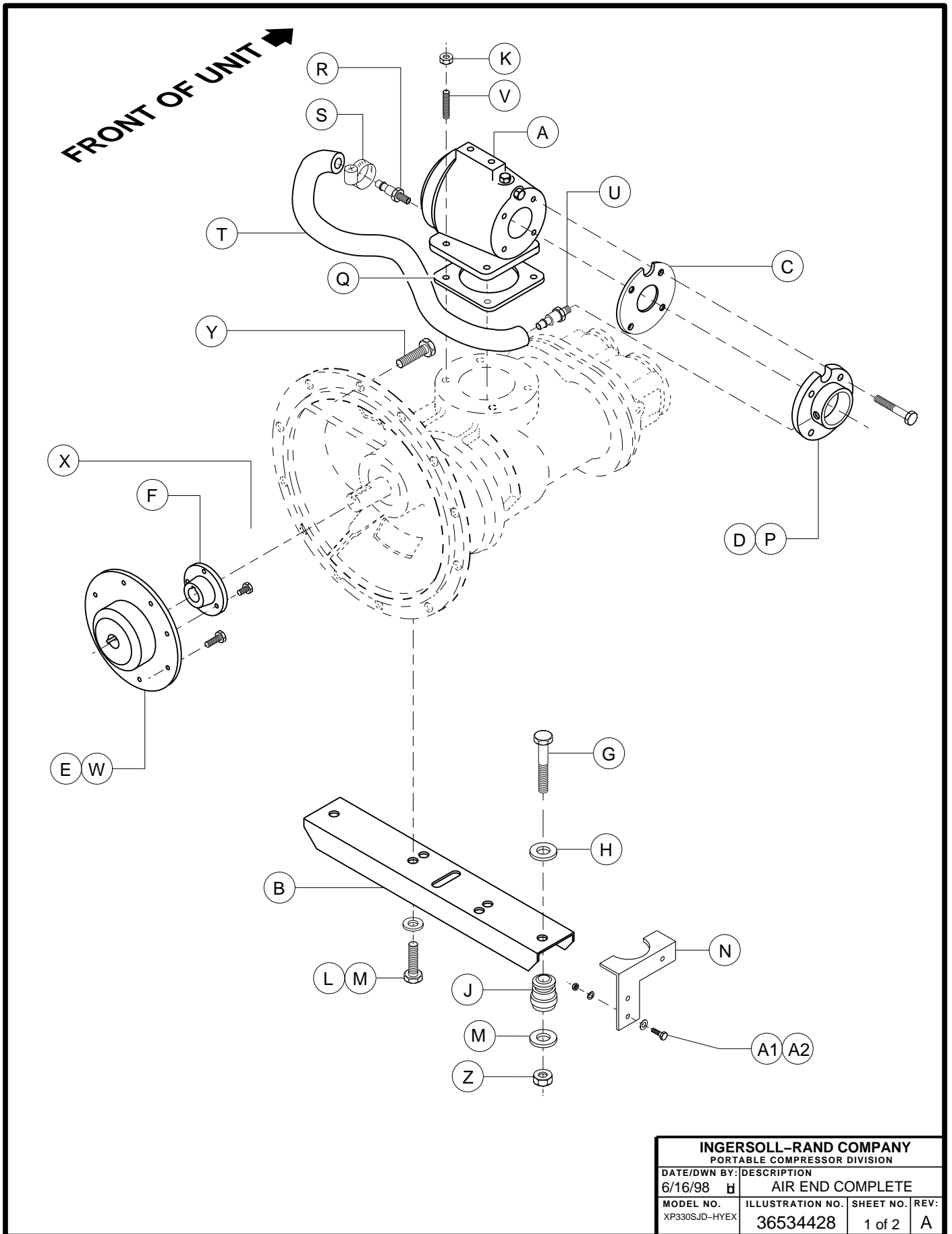
INGERSOLL-RAND COMPANY			
PORTABLE COMPRESSOR DIVISION			
DATE/DWN BY:	DESCRIPTION		
6/16/98	td	COOLING COMPLETE	
MODEL NO.	ILLUSTRATION NO.	SHEET NO.	REV:
XP330SJD-HYEX	36534410	1 of 2	A

PARTS LIST 11-07

ITEM	C.P.N.	QTY	DESCRIPTION
A	36876233	1	RADIATOR
B	36769560	1	CAP, RADIATOR
C	95928230	3	PLUG
D	30641278	1	COCK, DRAIN 1/4NPT
E	36887669	1	COOLER, OIL
F	96702055	6	SCREW, HEX M8-125 X 20
G	35252600	6	NUT, LOCK 5/16-18
H	95934998	5	WASHER, FLAT 3/8"
J	36782043	1	BOTTLE, OVERFLOW
K	36877009	1	SUPPORT, TOP BOTTLE
L	36877157	1	SUPPORT, BOTTOM BOTTLE
M	36797652	27	SCREW, TAPPING M6-100 X 12
N	36881126	1	GUARD, BELT
P	36877215	1	SUPPORT, RADIATOR SIDE
Q	43203009	1	SUPPORT, OIL COOLER SIDE
R	35279025	6	SCREW, TAPPING M8-125 X 20
S	36878262	1	GUARD, FAN
T	35300771	8	SCREW, TAPPING M6-100 X 20
U	36878205	1	PLATE, BAFFLE
V	35144336	6	SCREW, LOCK 5/16-18 X 3/4
W	43209436	1	GUARD, TOP COOLER
X	36878221	2	GROMMET, RADIATOR HOSE
Y	36879765	2	STRIP, SEAL
Z	43203769	1	HOSE, TOP OIL COOLER
A1	43202993	1	PLATE, FAN ORIFICE
A2	35360775	17 in.	HOSE, OVERFLOW
A3	35296342	2	CLAMP, WORM GEAR 1/2
A4	36877892	1	HOSE, TOP RADIATOR
A5	36877918	1	HOSE, BOTTOM RADIATOR
A6	35221639	4	CLAMP, 2 1/2 HOSE
A7	43208560	1	BRACE, RH COOLER SUPPORT (SHOWN)
A8	43208628	1	BRACE, LH COOLER SUPPORT
A9	35132877	1	HOSE, BOTTOM OIL COOLER
B1	36880383	1	BRACKET, OIL TUBE
B2	35113885	3	CLAMP, SUPPORT RUBBER COATED 1 1/4
B3	43208578	2	BRACKET, MOUNTING
B4	43208586	1	PLATE, CONNECTING
B5	43203843	2	BRACKET, STIFFENER
B6	35144344	8	SCREW, LOCKING 3/8-16 X 1
B7	35143259	6	SCREW, LOCKING 3/8-16 X 1 1/4
B8	95935029	8	WASHER, FLAT 9/32 X 1/16
B9	35190487	2	BRACKET, CLAMP
C1	95934634	1	SCREW, HEX 1/2-13 X 3/4
C2	95922902	1	NUT, HEX 1/2-13

INGERSOLL-RAND COMPANY			
PORTABLE COMPRESSOR DIVISION			
DATE/DWN BY:	DESCRIPTION		
6/16/98	td	COOLING COMPLETE	
MODEL NO.	ILLUSTRATION NO.	SHEET NO.	REV:
XP330SJD-HYEX	36534410	2 of 2	A

PARTS LIST 11-08



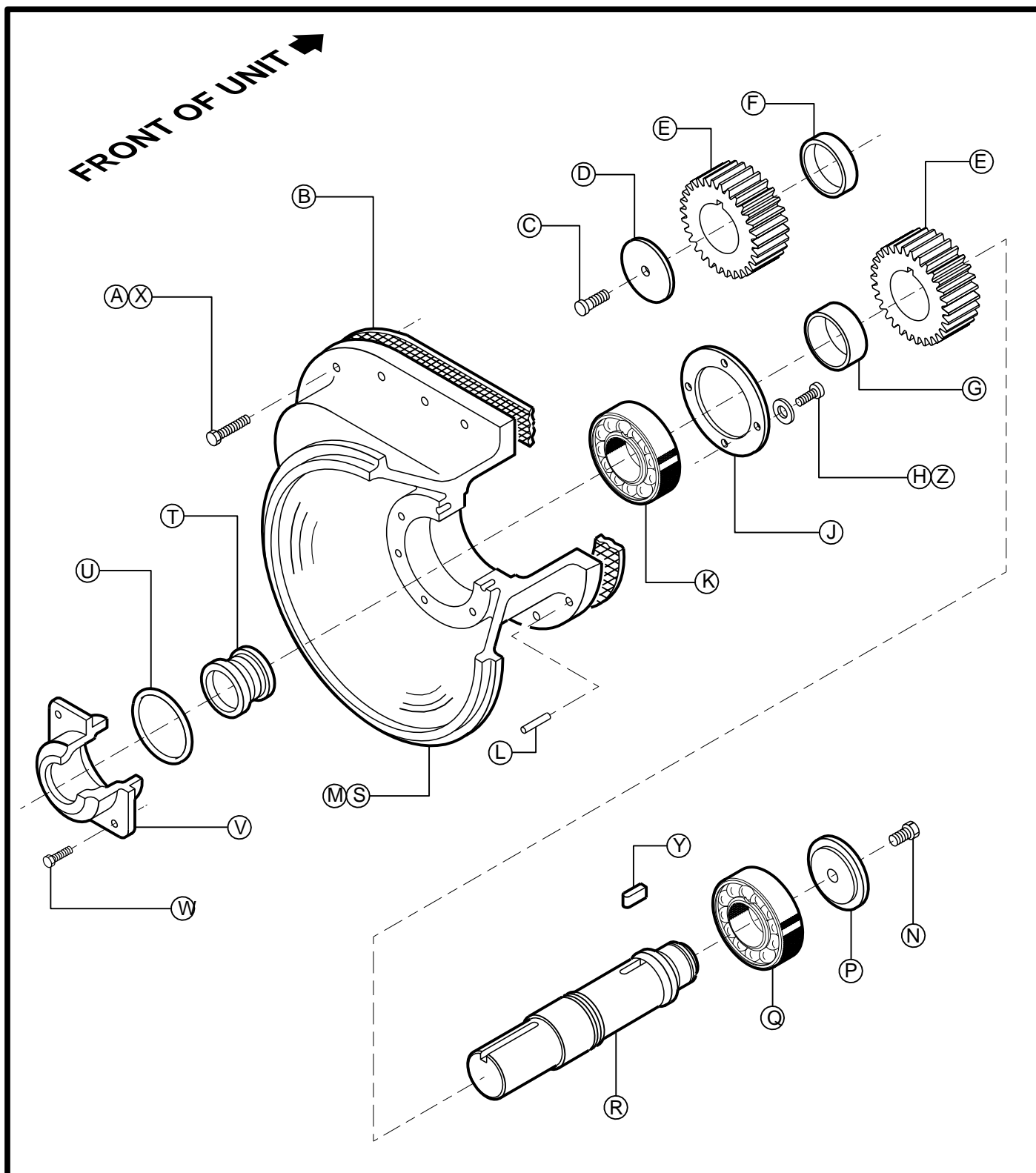
INGERSOLL-RAND COMPANY			
PORTABLE COMPRESSOR DIVISION			
DATE/DWN BY:	DESCRIPTION		
6/16/98	td	AIR END COMPLETE	
MODEL NO.	ILLUSTRATION NO.	SHEET NO.	REV:
XP330SJD-HYEX	36534428	1 of 2	A

PARTS LIST 11-09

ITEM	C.P.N.	QTY	DESCRIPTION
A	36011567	1	UNLOADER ASSEMBLY
B	43208511	1	AIR END SUPPORT
C	35588318	1	GASKET
D	35843168	1	UNLOADER INLET
E	35834779	1	COUPLING
F	35589621	1	BUSHING
G	96701503	2	SCREW, HEX M16-200 X 90
H	35327212	2	WASHER, SNUBBER
J	35318229	2	MOUNT
K	96701750	4	NUT, HEX JAM M16
L	35375591	2	SCREW, HEX M16-200 X 30
M	95935052	4	WASHER, FLAT
N	43209220	1	RESTRAINT, AIREND MOUNT RH
	43209238	1	RESTRAINT, AIREND MOUNT LH
P	96702048	4	SCREW, HEX M08-125 X 16
Q	35589589	1	GASKET
R	35323542	1	ADAPTER
S	35377621	2	CLAMP
T	35282292	14"	TUBING
U	35316587	1	BARBED FITTING
V	35323450	4	STUD
W	95220604	8	SCREW, SOCKET HEAD 3/8-16 X 3/4
X	35321421	1	KEY
Y	96701917	12	SCREW, HEX M10-1.50 X 30
Z	96704630	2	NUT, NYLOC M16
A1	35145259	6	SCREW, LOCKING 3/8-16 X 1 1/4
A2	35145077	6	NUT, LOCKING 3/8-16

INGERSOLL-RAND COMPANY			
PORTABLE COMPRESSOR DIVISION			
DATE/DWN BY:	DESCRIPTION		
6/16/98	td	AIR END COMPLETE	
MODEL NO.	ILLUSTRATION NO.	SHEET NO.	REV:
XP330SJD-HYEX	36534428	2 of 2	A

PARTS LIST 11-10



178.5 mm AIREND ASSEMBLY 36044741

INGERSOLL-RAND COMPANY			
PORTABLE COMPRESSOR DIVISION			
DATE/DWN BY:	DESCRIPTION		
6/16/98	td	AIR END ASSEMBLY	
MODEL NO.	ILLUSTRATION NO.	SHEET NO.	REV:
XP330SJD-HYEX	36534436	1 of 6	A

PARTS LIST 11-11

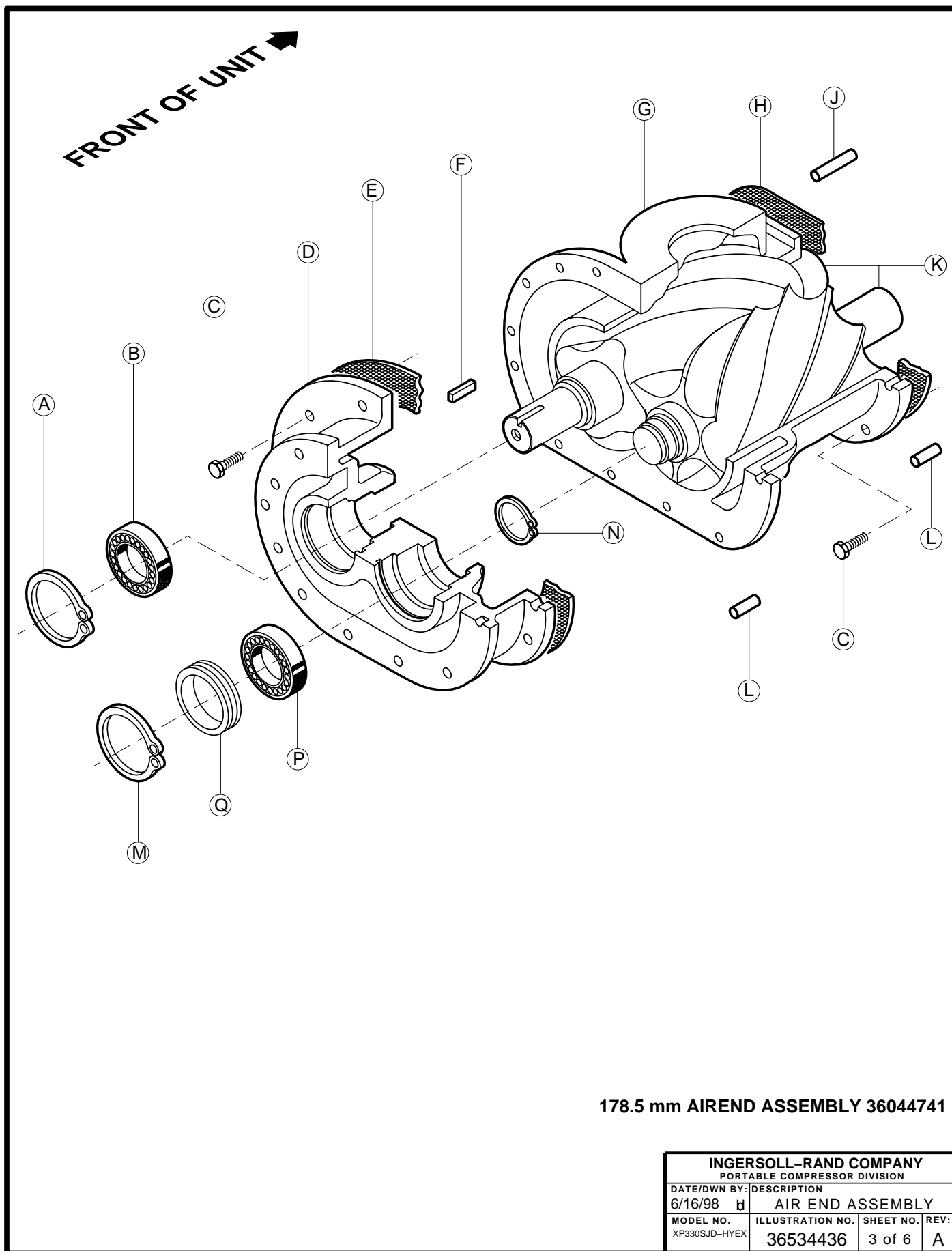
ITEM	C.P.N.	QTY	DESCRIPTION
A	35272541	8	SCREW, HEX M16-2.00 X 40
B	39437637	1	GASKET
C	35108372	1	BOLT, HEX PLACE 1/2-13 X 1.25
D	35255827	1	CLAMP PLATE
E	39901541	1	GEAR SET
F	35262716	1	SPACER
G	35327626	1	SPACER BEARING
H	35327550	4	SCREW, SOCKET HEAD M10-1.50 X 70
J	35326602	1	RETAINING PLATE
K	35327543	1	BEARING
L	95078549	2	DOWEL PIN
M	36723641	1	GEAR CASE
N	35336304	1	SCREW, SOCKET HEAD M10-1.50 X 25
P	36764785	1	GUIDE CAP
Q	35313568	1	BEARING
R	36764827	1	GEAR SHAFT
S	36798346	2	GUARD
T	35593490	1	OIL SEAL
U	95358024	1	O-RING
V	35328475	1	OIL SEAL COVER
W	96702295	4	SCREW, HEX M10-1.50 X 25
X	96704036	4	SCREW, HEX M16-2.00 X 140
Y	35329192	1	KEY
Z	30346662	4	WASHER

*** 178.5 mm AIREND ASSEMBLY 36044741**

*** EXCHANGE AIREND OPTION:** INGERSOLL-RAND OFFERS FACTORY REMANUFACTURED AIRENDS THAT ARE BUILT TO THE LATEST DESIGNS. MEANING IT WILL REFLECT ALL THE ENGINEERING UPGRADES AND PERFORMANCE ENHANCEMENTS MADE TO THAT SIZE UNIT. ALL EXCHANGE AIRENDS COME WITH ONE YEAR WARRANTY. THESE BENEFITS MAKES A FACTORY REBUILT AIREND THE ONLY COST EFFECTIVE OPTION. CALL YOUR LOCAL IR DEALER FOR MORE DETAILS. PLEASE PROVIDE YOUR AIREND SERIAL NUMBER.

INGERSOLL-RAND COMPANY			
PORTABLE COMPRESSOR DIVISION			
DATE/DWN BY:	DESCRIPTION		
6/16/98	td	AIR END ASSEMBLY	
MODEL NO.	ILLUSTRATION NO.	SHEET NO.	REV:
XP330SJD-HYEX	36534436	2 of 6	A

PARTS LIST 11-12



178.5 mm AIREND ASSEMBLY 36044741

INGERSOLL-RAND COMPANY			
PORTABLE COMPRESSOR DIVISION			
DATE/DWN BY:	DESCRIPTION		
6/16/98	td	AIR END ASSEMBLY	
MODEL NO.	ILLUSTRATION NO.	SHEET NO.	REV:
XP330SJD-HYEX	36534436	3 of 6	A

PARTS LIST 11-13

ITEM	C.P.N.	QTY	DESCRIPTION
A	95223194	1	SNAP RING
B	35313535	1	ROLLER BEARING
C	35272541	25	SCREW
D	39703921	1	FRT BEARING HOUSING
E	35518497	1	GASKET
F	95381109	1	KEY
G	39748942	1	ROTOR HOUSING
H	39437629	1	GASKET
J	95239927	2	DOWEL PIN
K	36008241	1	ROTOR SET
L	35332915	2	DOWEL PIN
M	95223178	1	SNAP RING
N	95223806	1	SNAP RING
P	35609361	1	ROLLER BEARING
Q	35270131	1	BEARING SPACER

* 178.5 mm AIREND ASSEMBLY 36044741

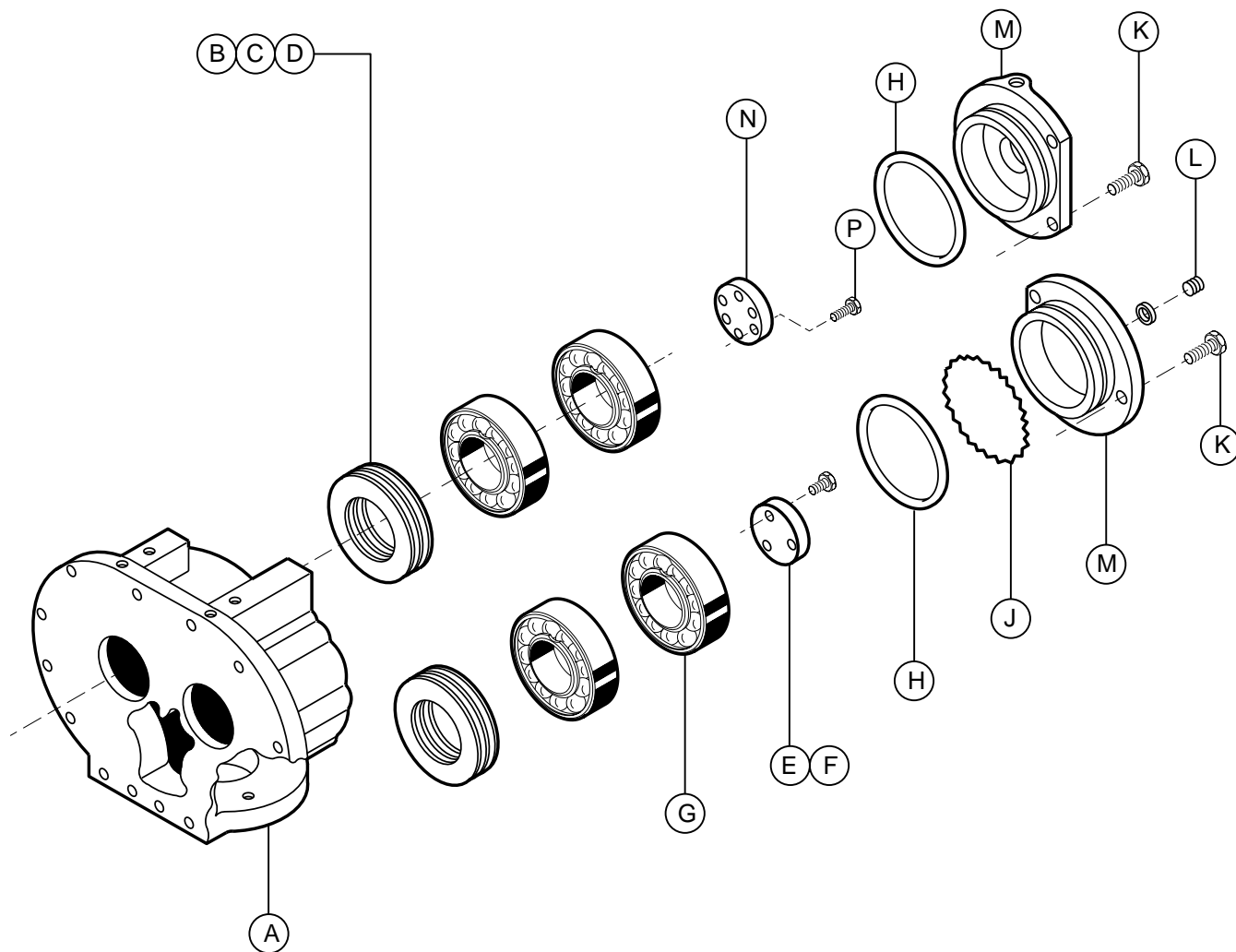
* **EXCHANGE AIREND OPTION:** INGERSOLL-RAND OFFERS FACTORY REMANUFACTURED AIRENDS THAT ARE BUILT TO THE LATEST DESIGNS. MEANING IT WILL REFLECT ALL THE ENGINEERING UPGRADES AND PERFORMANCE ENHANCEMENTS MADE TO THAT SIZE UNIT. ALL EXCHANGE AIRENDS COME WITH ONE YEAR WARRANTY. THESE BENEFITS MAKES A FACTORY REBUILT AIREND THE ONLY COST EFFECTIVE OPTION. CALL YOUR LOCAL IR DEALER FOR MORE DETAILS. PLEASE PROVIDE YOUR AIREND SERIAL NUMBER.

INGERSOLL-RAND COMPANY			
PORTABLE COMPRESSOR DIVISION			
DATE/DWN BY:	DESCRIPTION		
6/16/98	td	AIR END ASSEMBLY	
MODEL NO.	ILLUSTRATION NO.	SHEET NO.	REV:
XP330SJD-HYEX	36534436	4 of 6	A

BOOK 35393891 (1/99)

PARTS LIST 11-14

FRONT OF UNIT →



178.5 mm AIREND ASSEMBLY 36044741

INGERSOLL-RAND COMPANY			
PORTABLE COMPRESSOR DIVISION			
DATE/DWN BY:	DESCRIPTION		
6/16/98	td	AIR END ASSEMBLY	
MODEL NO.	ILLUSTRATION NO.	SHEET NO.	REV:
XP330SJD-HYEX	36534436	5 of 6	A

PARTS LIST 11-15

ITEM	C.P.N.	QTY	DESCRIPTION
A	36769404	1	REAR BEARING HOUSING
B	35313600	4	SHIM, .002
C	35313618	4	SHIM, .003
D	35364769	2	SHIM, .010
E	35262690	1	CLAMP PLATE
F	35104108	3	BOLT, HEX PLACE 3/8-16 X 1.25
G	39437595	4	BALL BEARING
H	95358131	2	O-RING
J	35354448	1	SHIM SET
K	96712187	6	SCREW, HEX M12-1.75 X 30
L	35287556	2	PLUG
M	35600832	2	REAR BEARING COVER
N	39435441	1	CLAMP PLATE
P	95494167	8	SCREW, SOCKET HEAD 5/16-18 X 1.25

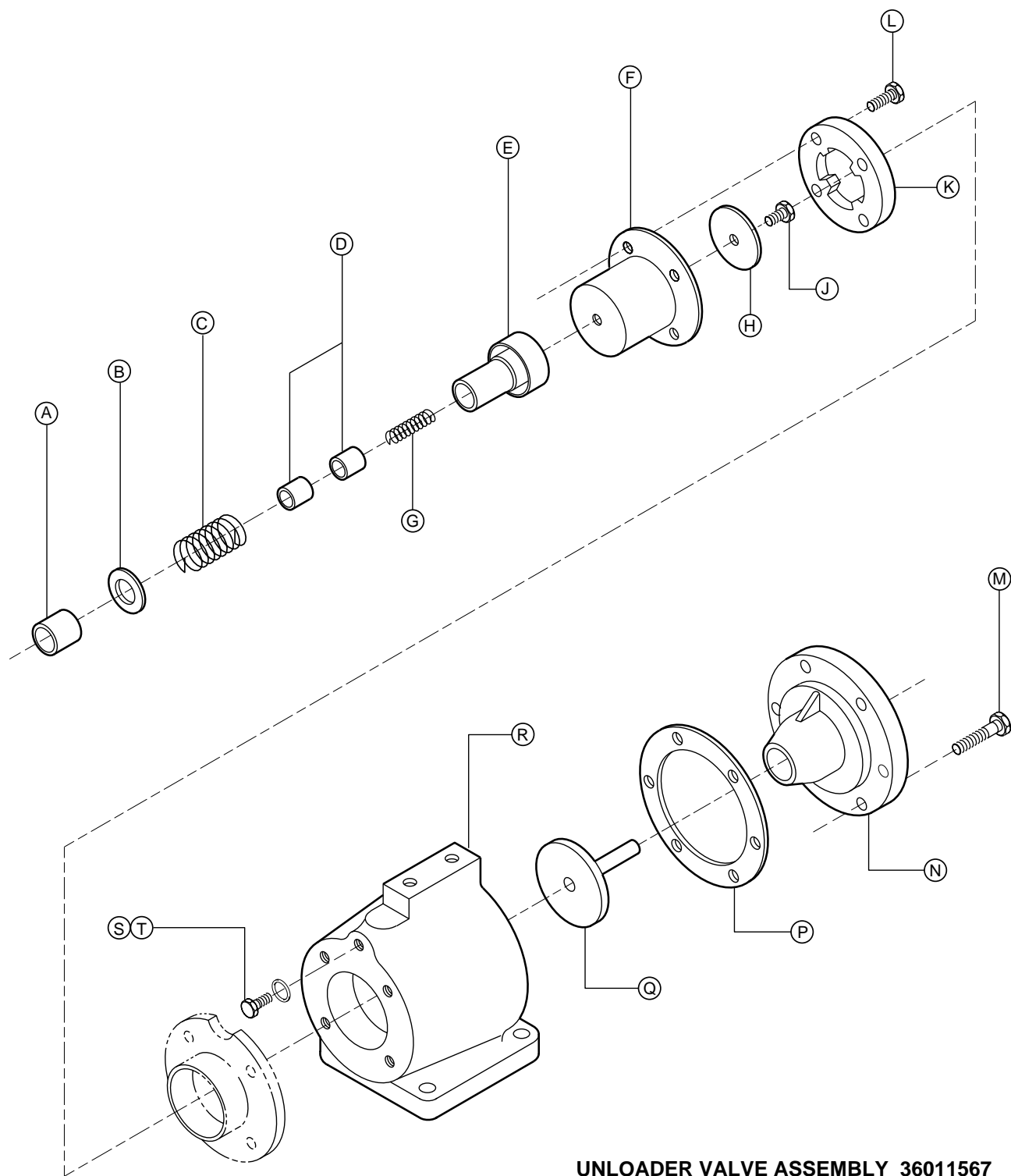
* 178.5 mm AIREND ASSEMBLY 36044741

* **EXCHANGE AIREND OPTION:** INGERSOLL-RAND OFFERS FACTORY REMANUFACTURED AIRENDS THAT ARE BUILT TO THE LATEST DESIGNS. MEANING IT WILL REFLECT ALL THE ENGINEERING UPGRADES AND PERFORMANCE ENHANCEMENTS MADE TO THAT SIZE UNIT. ALL EXCHANGE AIRENDS COME WITH ONE YEAR WARRANTY. THESE BENEFITS MAKES A FACTORY REBUILT AIREND THE ONLY COST EFFECTIVE OPTION. CALL YOUR LOCAL IR DEALER FOR MORE DETAILS. PLEASE PROVIDE YOUR AIREND SERIAL NUMBER.

INGERSOLL-RAND COMPANY			
PORTABLE COMPRESSOR DIVISION			
DATE/DWN BY:	DESCRIPTION		
6/16/98	td	AIR END ASSEMBLY	
MODEL NO.	ILLUSTRATION NO.	SHEET NO.	REV:
XP330SJD-HYEX	36534436	6 of 6	A

BOOK 35393891 (1/99)

PARTS LIST 11-16



UNLOADER VALVE ASSEMBLY 36011567

INGERSOLL-RAND COMPANY			
PORTABLE COMPRESSOR DIVISION			
DATE/DWN BY:	DESCRIPTION		
10/1/98	h	UNLOADER ASSEMBLY	
MODEL NO.	ILLUSTRATION NO.	SHEET NO.	REV:
XP330SJD-HYEX	36534444	1 of 2	A

PARTS LIST 11-17

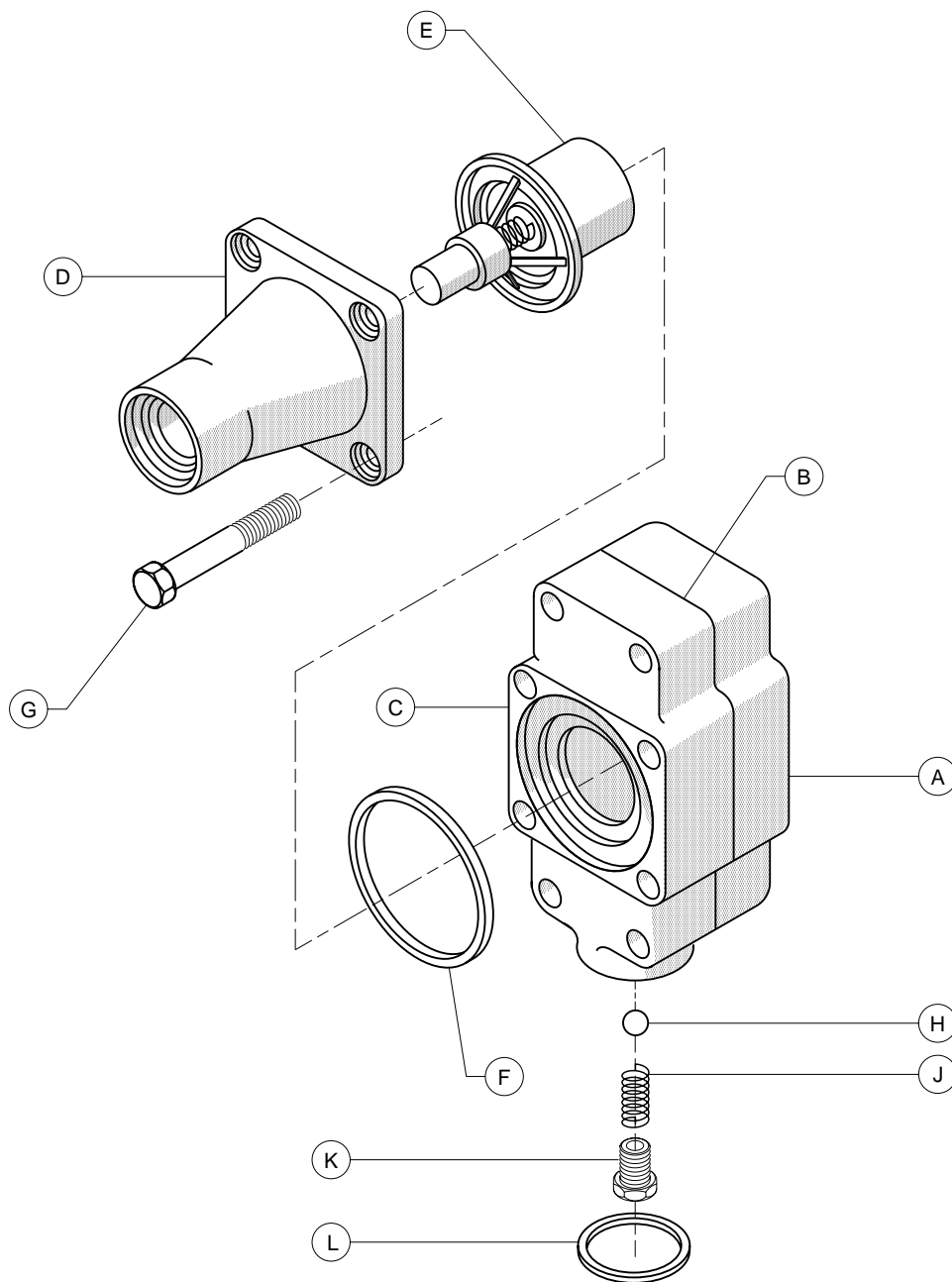
ITEM	C.P.N.	QTY	DESCRIPTION
A ★	35318013	1	HOUSING BUSHING
B ★	35317205	1	WASHER
C ★	35322767	1	PISTON SPRING
D ★	35318005	2	PISTON BUSHING
E	35588193	1	PISTON UNLOADER
F ★	35317197	1	DIAPHRAGM
G ★	35321603	1	SPRING
H ★	35317239	1	PISTON WASHER
J ★	35321595	1	CAP SCREW
K	36849461	1	PISTON COVER
L	35271162	4	SCREW
M	96702287	6	SCREW, HEX M10-1.50 X 25
N	35833227	1	PISTON HOUSING
P ★	35588300	1	PISTON GASKET
Q	35591122	1	VALVE PLATE
R	36849453	1	UNLOADER BODY
S	35289057	1	PLUG
T	35279959	1	O-RING

★ ITEMS INCLUDED IN REPAIR KIT 35088798

UNLOADER VALVE ASSEMBLY 36011567

INGERSOLL-RAND COMPANY			
PORTABLE COMPRESSOR DIVISION			
DATE/DWN BY:	DESCRIPTION		
10/1/98	td	UNLOADER ASSEMBLY	
MODEL NO.	ILLUSTRATION NO.	SHEET NO.	REV:
XP330SJD-HYEX	36534444	2 of 2	A

PARTS LIST 11-18



**OIL TEMPERATURE BYPASS VALVE
ASSEMBLY 36876787**

INGERSOLL-RAND COMPANY PORTABLE COMPRESSOR DIVISION			
DATE/DWN BY:	DESCRIPTION		
10/1/98	td	OIL TEMP BYPASS VALVE	
MODEL NO.	ILLUSTRATION NO.	SHEET NO.	REV:
XP330SJD-HYEX	36534451	1 of 2	A

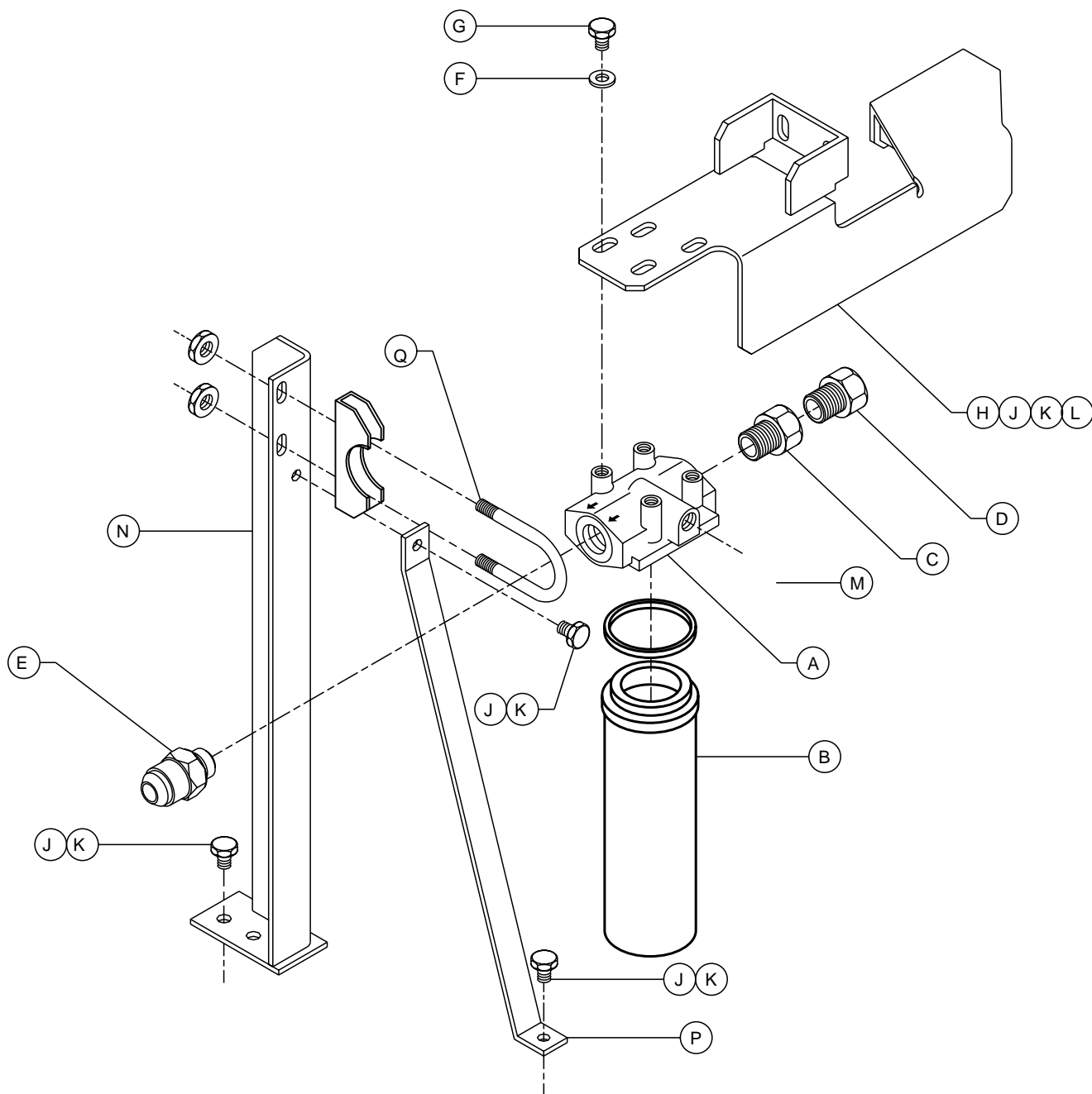
PARTS LIST 11-19

ITEM	C.P.N.	QTY	DESCRIPTION
A	36876753	1	BODY
B	35584242	1	GASKET
C	36876761	1	BODY
D	36876779	1	COVER
E	36782019	1	ELEMENT
F	95022307	1	O-RING
G	36786382	8	SCREW
H	35288448	1	BALL
J	35379940	1	SPRING
K	36788164	1	PLUG
L	36788172	1	SEAL

**OIL TEMPERATURE BYPASS VALVE
ASSEMBLY 36876787**

INGERSOLL-RAND COMPANY			
PORTABLE COMPRESSOR DIVISION			
DATE/DWN BY:	DESCRIPTION		
10/1/98	td	OIL TEMP BYPASS VALVE	
MODEL NO.	ILLUSTRATION NO.	SHEET NO.	REV:
XP330SJD-HYEX	36534451	2 of 2	A

PARTS LIST 11-20



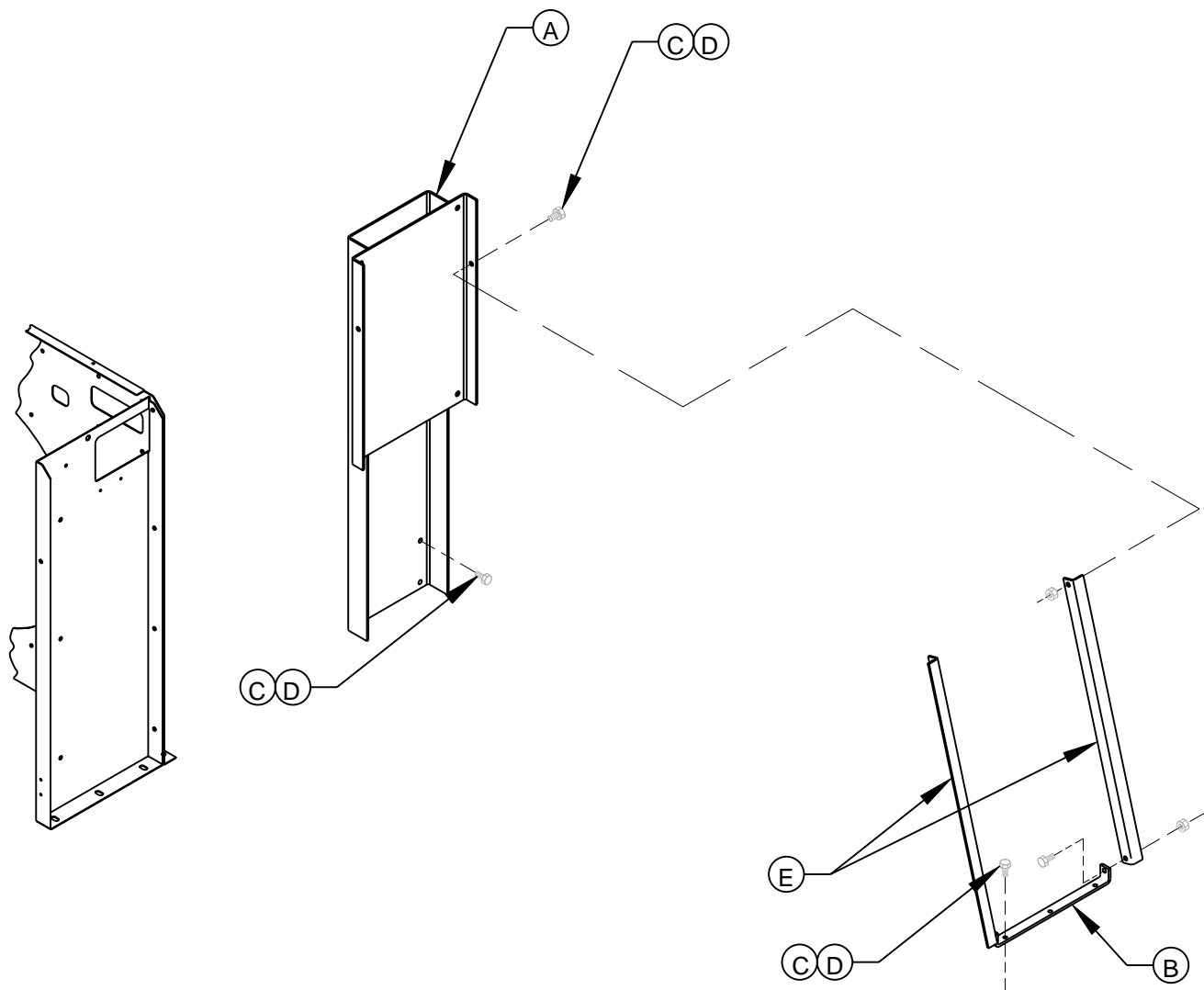
INGERSOLL-RAND COMPANY			
PORTABLE COMPRESSOR DIVISION			
DATE/DWN BY:	DESCRIPTION		
10/1/98	td	OIL FILTER ASSEMBLY	
MODEL NO.	ILLUSTRATION NO.	SHEET NO.	REV:
XP330SJD-HYEX	36534469	1 of 2	A

PARTS LIST 11-21

ITEM	C.P.N.	QTY	DESCRIPTION
A	36877371	1	HEAD ASSEMBLY
B	36860336	1	OIL FILTER ELEMENT
C	552A10S102P	1	REDUCER
D	552A10S080P	1	UNION, FITTING
E	35292069	1	ADAPTER, 1 5/8 TO -16
F	95934907	2	WASHER, FLAT
G	95920674	2	SCREW, HEX 3/8-16 X 1
H	36880367	1	BRACKET, OIL FILTER
J	35273408	8	SCREW, HEX M08-125 X 20
K	96735543	8	NUT, HEX M08
L	95934998	2	WASHER, FLAT
M	95365094	1	ELBOW, 90° 9/16
N	43203793	1	SUPPORT, OIL FILTER
P	43203801	1	BRACKET, SUPPORT
Q	35369743	1	CLAMP, SADDLE 1 1/2

INGERSOLL-RAND COMPANY			
PORTABLE COMPRESSOR DIVISION			
DATE/DWN BY:	DESCRIPTION		
10/1/98	td	OIL FILTER ASSEMBLY	
MODEL NO.	ILLUSTRATION NO.	SHEET NO.	REV:
XP330SJD-HYEX	36534469	2 of 2	A

PARTS LIST 11-22



INGERSOLL-RAND COMPANY			
PORTABLE COMPRESSOR DIVISION			
DATE/DWN BY:	DESCRIPTION		
10/1/98	h	SUPPORT BRKT COMPLETE	
MODEL NO.	ILLUSTRATION NO.	SHEET NO.	REV:
XP330SJD-HYEX	36534477	1 of 2	A

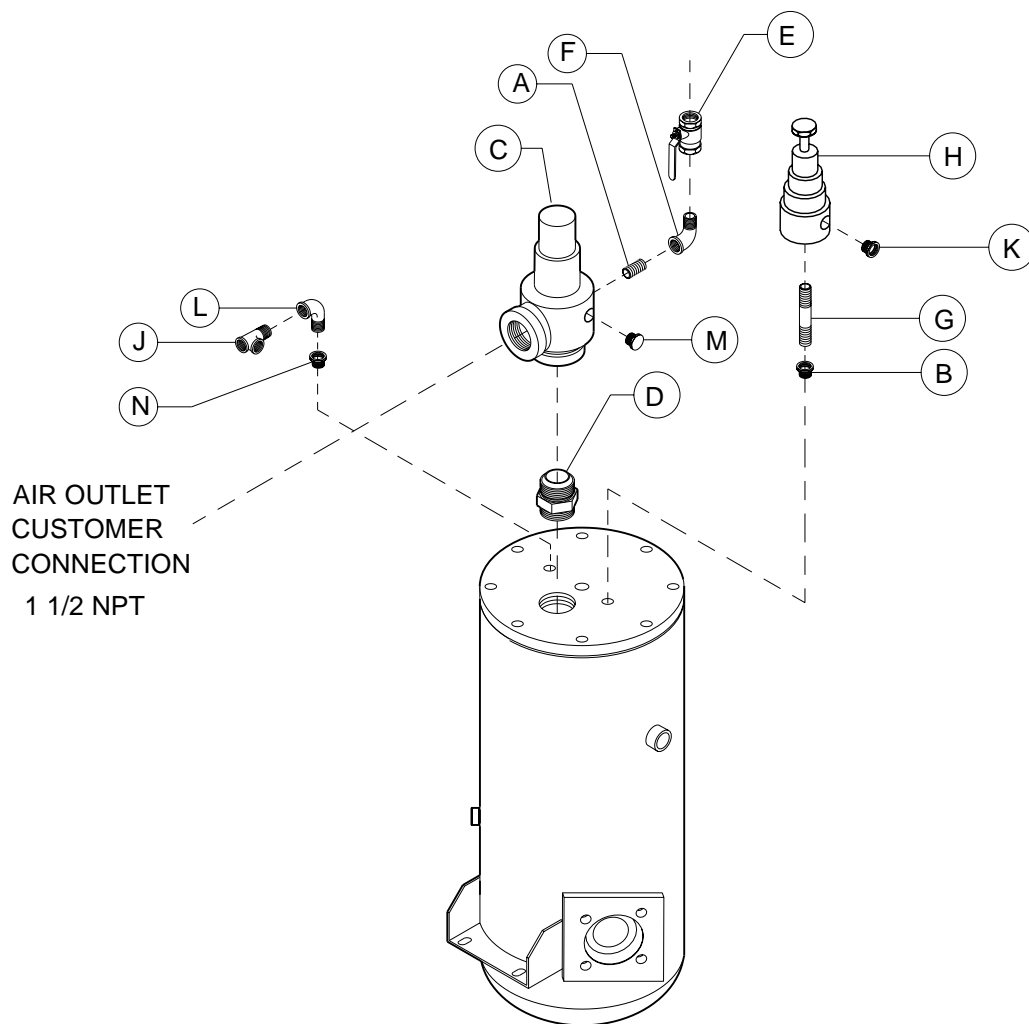
PARTS LIST 11-23

ITEM	C.P.N.	QTY	DESCRIPTION
A	43203157	1	STAND, MUFFLER
B	43203140	2	BRACE, MUFFLER STAND
C	35252493	11	SCREW, LOCK 3/8-16 X 3/4
D	95922894	11	NUT, HEX 3/8-16
E	43203132	1	BRACKET, MUFFLER STAND

INGERSOLL-RAND COMPANY			
PORTABLE COMPRESSOR DIVISION			
DATE/DWN BY:	DESCRIPTION		
10/1/98	td	EXHAUST COMPLETE	
MODEL NO.	ILLUSTRATION NO.	SHEET NO.	REV:
XP330SJD-HYEX	36534477	2 of 2	A

BOOK 35393891 (1/99)

PARTS LIST 11-24



INGERSOLL-RAND COMPANY			
PORTABLE COMPRESSOR DIVISION			
DATE/DWN BY:	DESCRIPTION		
10/5/98	td	AIR SERVICE COMPLETE	
MODEL NO.	ILLUSTRATION NO.	SHEET NO.	REV:
XP330SJD-HYEX	36534485	1 of 2	A

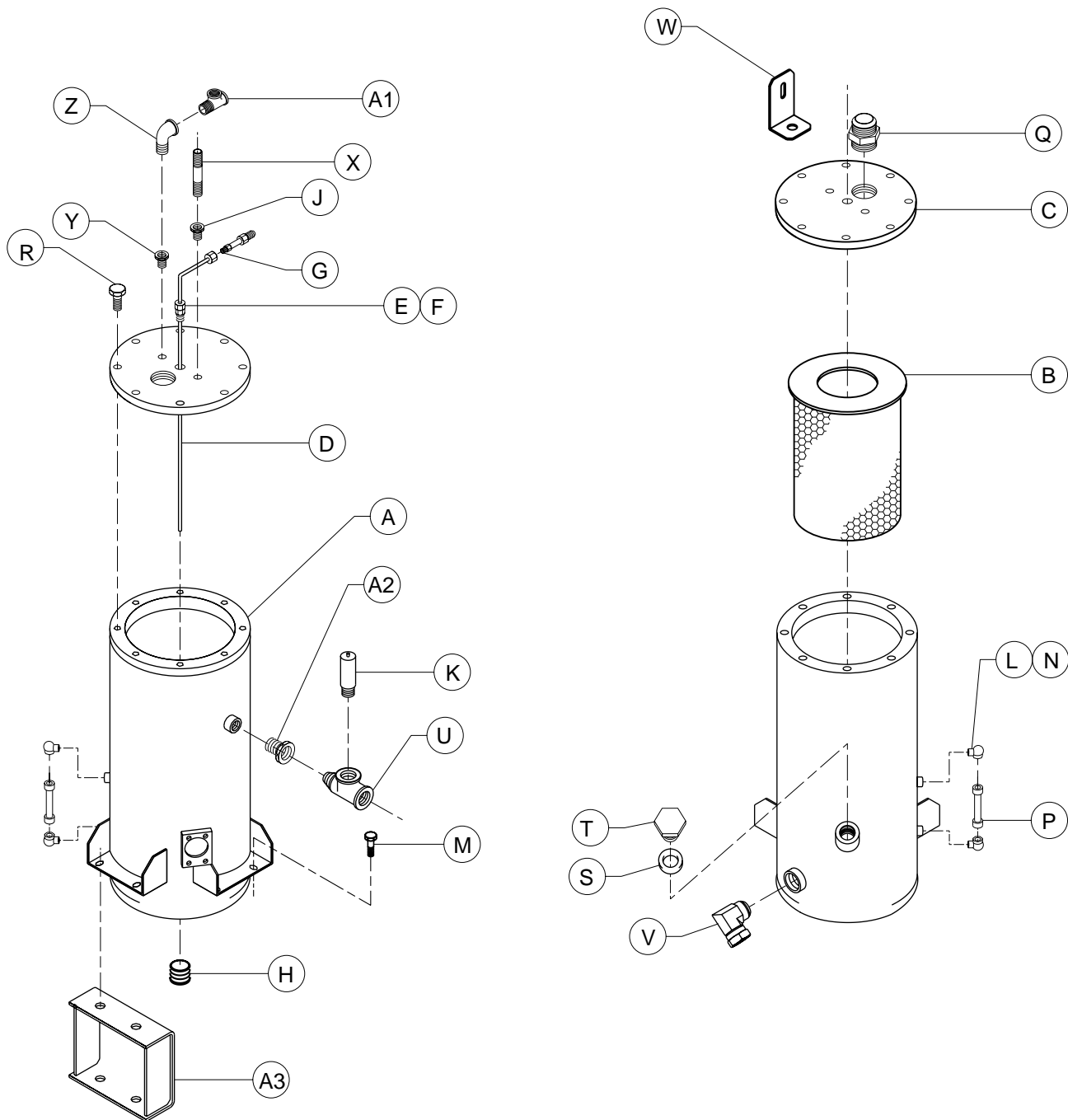
PARTS LIST 11-25

ITEM	C.P.N.	QTY	DESCRIPTION
A	95928040	1	NIPPLE, CLOSED 3/4
B	95944625	1	BUSHING, REDUCING 1/2 - 1/4
C	36789550	1	MIN PRESSURE VALVE
D	36881068	1	CONNECTOR
E	35576115	1	VALVE, BALL
F	95928172	1	ELBOW, STREET 3/4 NPT
G	19A7J2Z1	1	NIPPLE, CLOSED 1/4 NPT X 15/16
H	36854149	1	REGULATOR, PRESSURE
J	35369503	1	TEE, MALE
K	35369347	1	CONNECTOR, MALE
L	95944666	1	ELBOW, STREET 1/4 NPT
M	95928230	1	PLUG
N	95940748	1	BUSHING, REDUCING 3/8 - 1/4

INGERSOLL-RAND COMPANY			
PORTABLE COMPRESSOR DIVISION			
DATE/DWN BY:	DESCRIPTION		
10/5/98	td	AIR SERVICE COMPLETE	
MODEL NO.	ILLUSTRATION NO.	SHEET NO.	REV:
XP330SJD-HYEX	36534485	2 of 2	A

BOOK 35393891 (8/98)

PARTS LIST 11-26



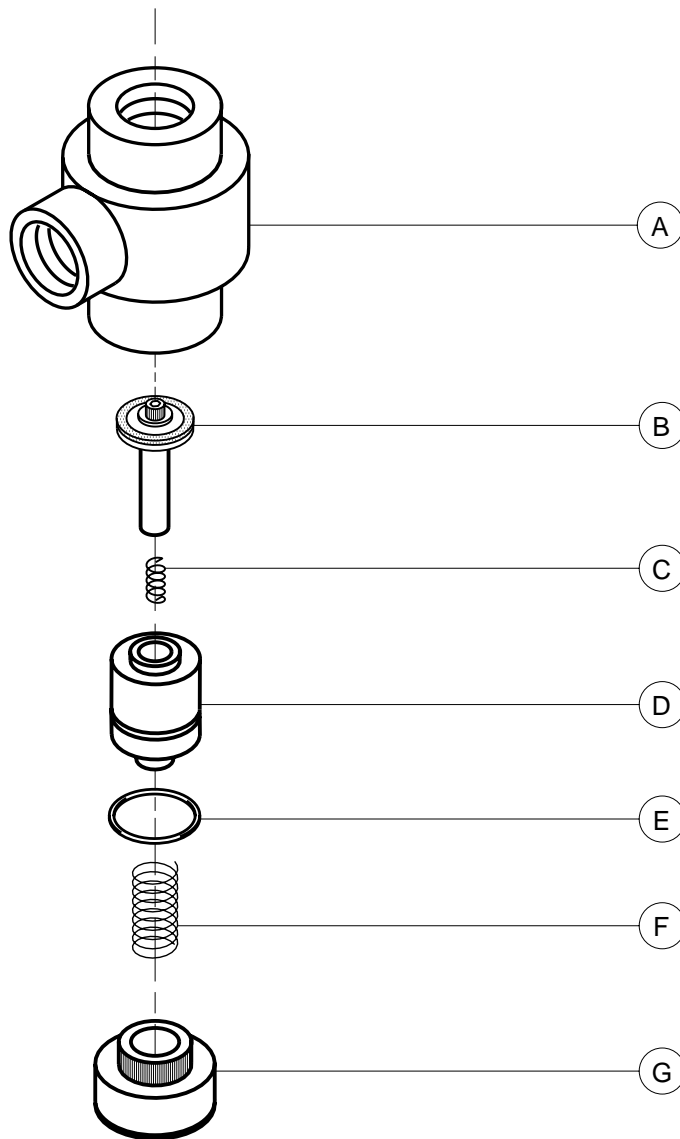
INGERSOLL-RAND COMPANY			
PORTABLE COMPRESSOR DIVISION			
DATE/DWN BY:	DESCRIPTION		
10/5/98	SEP TANK COMPLETE		
MODEL NO.	ILLUSTRATION NO.	SHEET NO.	REV:
XP330SJD-HYEX	36534493	1 of 2	A

PARTS LIST 11-27

ITEM	C.P.N.	QTY	DESCRIPTION
A	43203439	1	SEPARATOR TANK
B	36876472	1	ELEMENT
C	36770683	1	COVER
D	36781227	1	SCAVENGE TUBE
E	35329309	1	LENZ TUBE
F	95953956	1	BUSHING, 3/4 - 3/8 REDUCING
G	36840411	1	CHECK VALVE
H	95280541	1	PLUG
J	95944625	1	BUSHING, 1/2- 1/4 REDUCING
K	35360783	1	SAFETY VALVE
L	35324649	2	GASKET
M	36877793	8	SCREW, HEX FLANGE HEAD M12 X 40
N	36860468	1	FITTINGS
P	92121532	1	SIGHT GLASS
Q	36881068	1	ADAPTER, 1 7/8 - 1 1/2
R	36789302	8	SCREW, FLANGE HD M16 X 50
S	35279942	1	O-RING
T	35579630	1	PLUG, OIL FILL
U	95944708	1	STREET TEE
V	35291384	1	ELBOW, 90° 1 5/16-12 TO -16
W	36785012	2	BRACKET, SEPERATOR TANK LIFT
X	19A7J2Z1	1	NIPPLE
Y	95940748	1	BUSHING, 3/8 - 1/4 REDUCING
Z	95944666	1	ELBOW, STREET 1/4NPT
A1	35369503	1	TEE, REDUCING
A2	95953949	1	BUSHING, REDUCING 3/4 - 1/2
A3	43203066	1	RISER, SEP TANK

INGERSOLL-RAND COMPANY			
PORTABLE COMPRESSOR DIVISION			
DATE/DWN BY:		DESCRIPTION	
10/5/98		SEP TANK COMPLETE	
MODEL NO.	ILLUSTRATION NO.	SHEET NO.	REV:
XP330SJD-HYEX	36534493	2 of 2	A

PARTS LIST 11-28



INGERSOLL-RAND COMPANY			
PORTABLE COMPRESSOR DIVISION			
DATE/DWN BY:		DESCRIPTION	
10/5/98		MIN PRESS VALVE	
MODEL NO.	ILLUSTRATION NO.	SHEET NO.	REV:
XP330SJD-HYEX	36534501	1 of 2	A

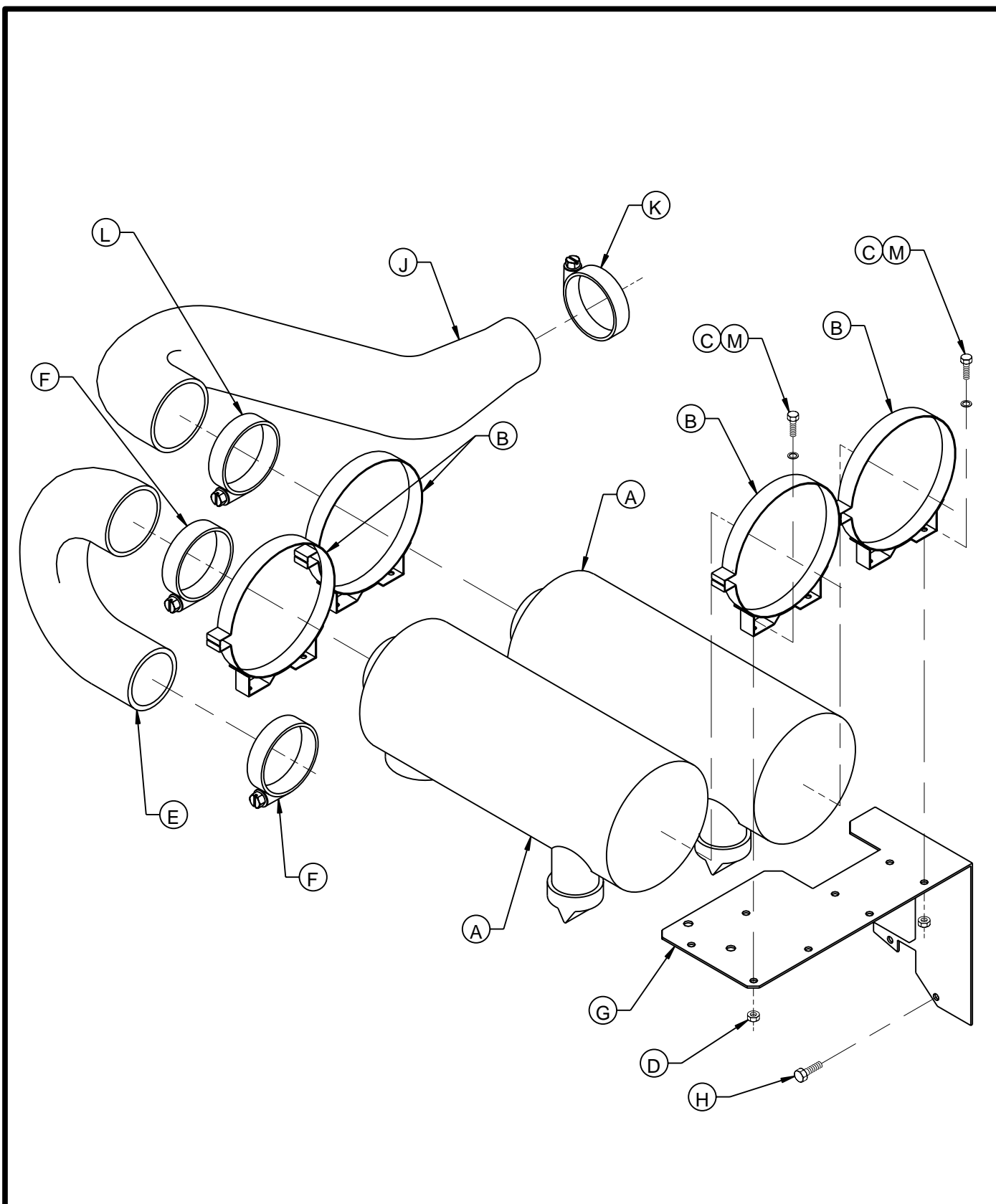
PARTS LIST 11-29

ITEM	C.P.N.	QTY	DESCRIPTION
A	35379973	1	MIN PRESS VALVE BODY
B	35380708	1	CV ASSEMBLY
C	35380732	1	SPRING
D	35380716	1	PISTON
E	35380724	1	O-RING
F	35380740	1	SPRING
G	35380757	1	CAP
	36789550	1	MIN PRESS VALVE ASSEMBLY

INGERSOLL-RAND COMPANY			
PORTABLE COMPRESSOR DIVISION			
DATE/DWN BY:	DESCRIPTION		
10/5/98	td	MIN PRESS VALVE	
MODEL NO.	ILLUSTRATION NO.	SHEET NO.	REV:
XP330SJD-HYEX	36534501	2 of 2	A

BOOK 35393891 (1/99)

PARTS LIST 11-30



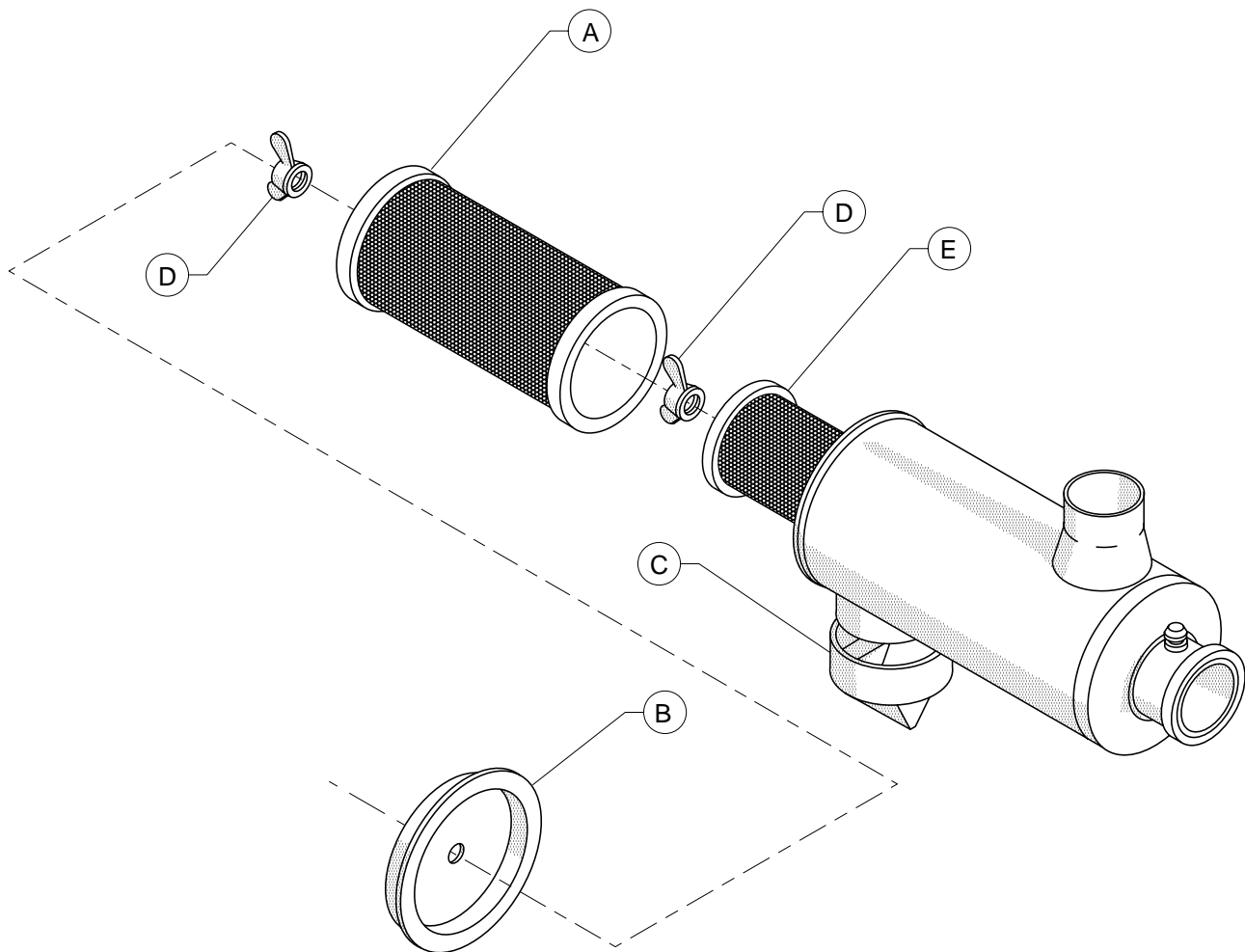
INGERSOLL-RAND COMPANY			
PORTABLE COMPRESSOR DIVISION			
DATE/DWN BY:	DESCRIPTION		
10/5/98	td	AIR INTAKE COMPLETE	
MODEL NO.	ILLUSTRATION NO.	SHEET NO.	REV:
XP330SJD-HYEX	36534527	1 of 2	A

PARTS LIST 11-31

ITEM	C.P.N.	QTY	DESCRIPTION
A	36863900	2	CLEANER, AIR ASSEMBLY
B	35294974	4	BAND, MOUNTING
C	96702055	8	SCREW, HEX M8-125 X 20
D	96735543	8	NUT, HEX M8
E	35591536	1	ELBOW, 180° 4"
F	36897668	2	CLAMP, 4.5"
G	36845915	1	BRACKET, AIR CLEANER
H	96719851	2	SCREW, HEX M12-175 X 16
J	36878338	1	HOSE, ENGINE AIR INLET
K	35374073	1	CLAMP, 3.62"
L	35279553	1	CLAMP, TEE 4.5"
M	95934998	8	WASHER, FLAT

INGERSOLL-RAND COMPANY			
PORTABLE COMPRESSOR DIVISION			
DATE/DWN BY:	DESCRIPTION		
10/5/98	td	AIR INTAKE COMPLETE	
MODEL NO.	ILLUSTRATION NO.	SHEET NO.	REV:
XP330SJD-HYEX	36534527	2 of 2	A

PARTS LIST 11-32



INGERSOLL-RAND COMPANY			
PORTABLE COMPRESSOR DIVISION			
DATE/DWN BY:	DESCRIPTION		
10/5/98	td	AIR CLEANER ASSEMBLY	
MODEL NO.	ILLUSTRATION NO.	SHEET NO.	REV:
XP330SJD-HYEX	36534535	1 of 2	A

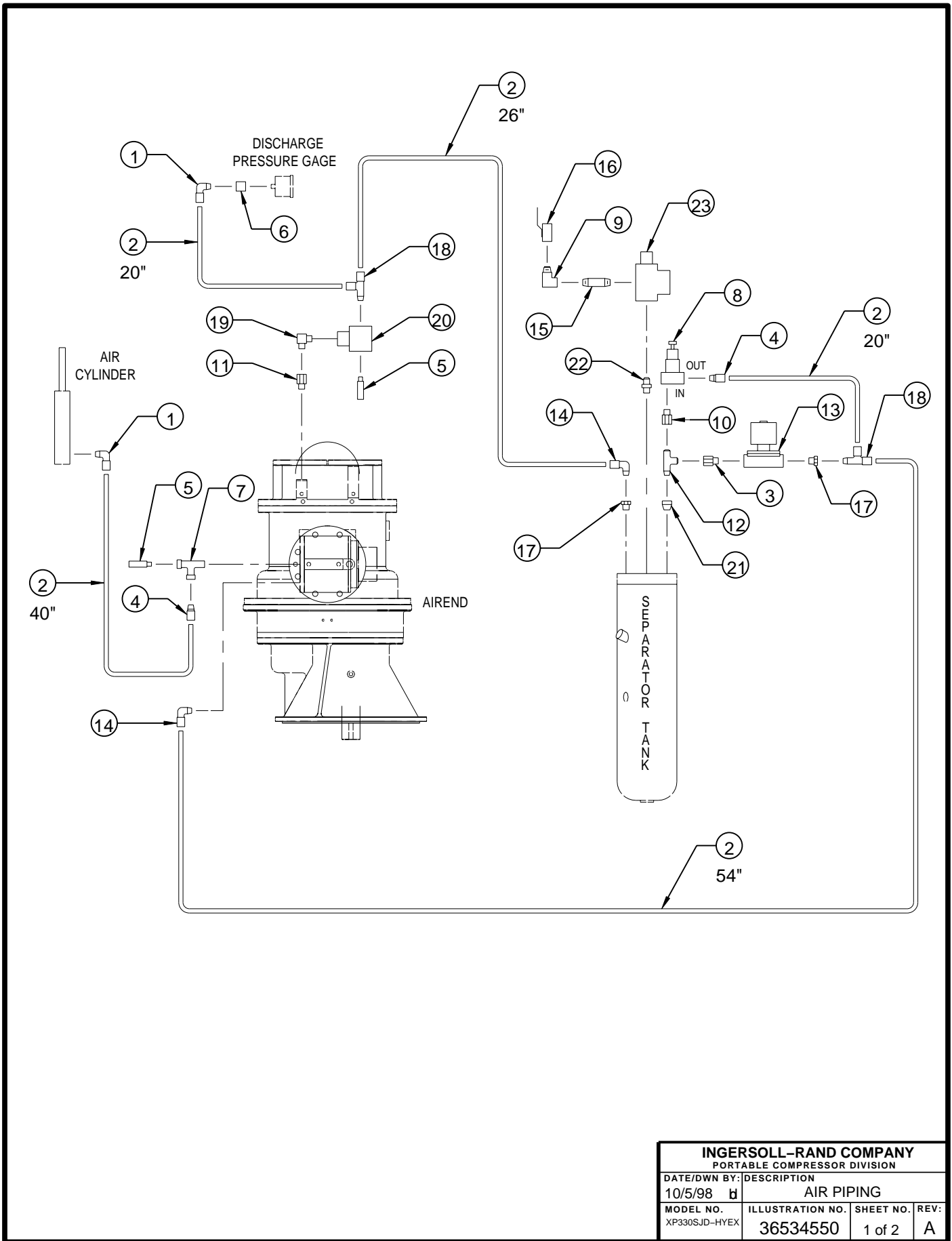
PARTS LIST 11-33

ITEM	C.P.N.	QTY	DESCRIPTION
A	35326230	1	ELEMENT
B	35326222	1	COVER
C	35326214	1	VACUATOR VALVE
D	35291475	2	NUT
E	35377696	1	SAFETY ELEMENT

INGERSOLL-RAND COMPANY			
PORTABLE COMPRESSOR DIVISION			
DATE/DWN BY:		DESCRIPTION	
10/5/98		AIR CLEANER ASSEMBLY	
MODEL NO.	ILLUSTRATION NO.	SHEET NO.	REV:
XP330SJD-HYEX	36534535	2 of 2	A

BOOK 35393891 (1/99)

PARTS LIST 11-34



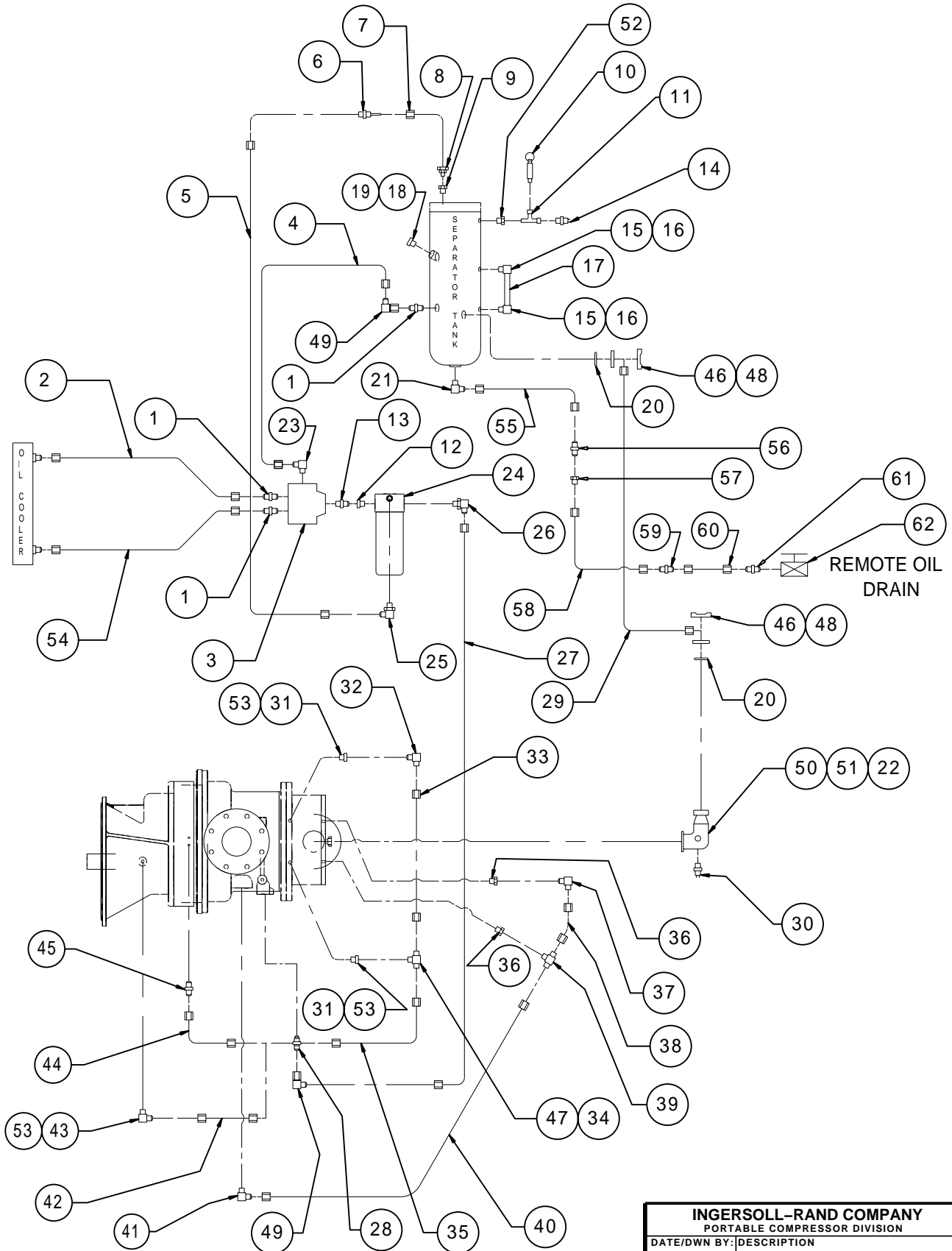
INGERSOLL-RAND COMPANY			
PORTABLE COMPRESSOR DIVISION			
DATE/DWN BY:	DESCRIPTION		
10/5/98	AIR PIPING		
MODEL NO.	ILLUSTRATION NO.	SHEET NO.	REV:
XP330SJD-HYEX	36534550	1 of 2	A

PARTS LIST 11-35

ITEM	C.P.N.	DESCRIPTION
1	35370386	ELB ML 1/8NPT X 3/8TB
2	35356484	TBG 3/8 OD SYN FLEX
3	35368927	ADAPTER, SWIVEL NUT, 3/8" NPT TO -6 JIC
4	35369347	CONN ML 1/4NPT X 3/8TB
5	36766756	ORF MUF .140
6	95930319	CPLG 1/8NPT
7	35114545	TEE, STREET, 1/4" NPT
8	36854149	VALVE, PRESS REGULATOR
9	95928172	ELBOW, STREET, 3/4" NPT
10	35367846	ADAPTER, SWIVEL NUT, 1/4" NPT TO -6 JIC
11	35302314	ADAPTER, 9/16-18 O-RING TO FEMALE 1/4" NPT
12	35283050	TEE, MALE, RUN, 1/4" NPT TO -6 JIC
13	36840841	VALVE, SOLENOID
14	35369354	ELB ML 1/4NPT X 3/8TB
15	95928040	NIP CL 3/4NPT
16	35576115	VALVE, BALL, 3/4" NPT
17	95940748	BUSHING, REDUCING, 3/8 TO 1/4" NPT
18	35369503	TEE, MALE, 1/4" NPT TO 3/8" TUBE
19	95364469	ELB 1/4MPT X 1/4MPT
20	35322379	VALVE, BLOWDOWN
21	95944625	BUSHING, REDUCING, 1/2 TO 1/4" NPT
22	36881068	ADAPTER, 1 1/2" NPT TO 1 7/8" O-RING
23	36789550	VALVE, MINIMUM PRESSURE, 80 PSI

INGERSOLL-RAND COMPANY PORTABLE COMPRESSOR DIVISION			
DATE/DWN BY:		DESCRIPTION	
10/5/98 d		AIR PIPING	
MODEL NO.	ILLUSTRATION NO.	SHEET NO.	REV:
XP330SJD-HYEX	36534550	2 of 2	A

PARTS LIST 11-36



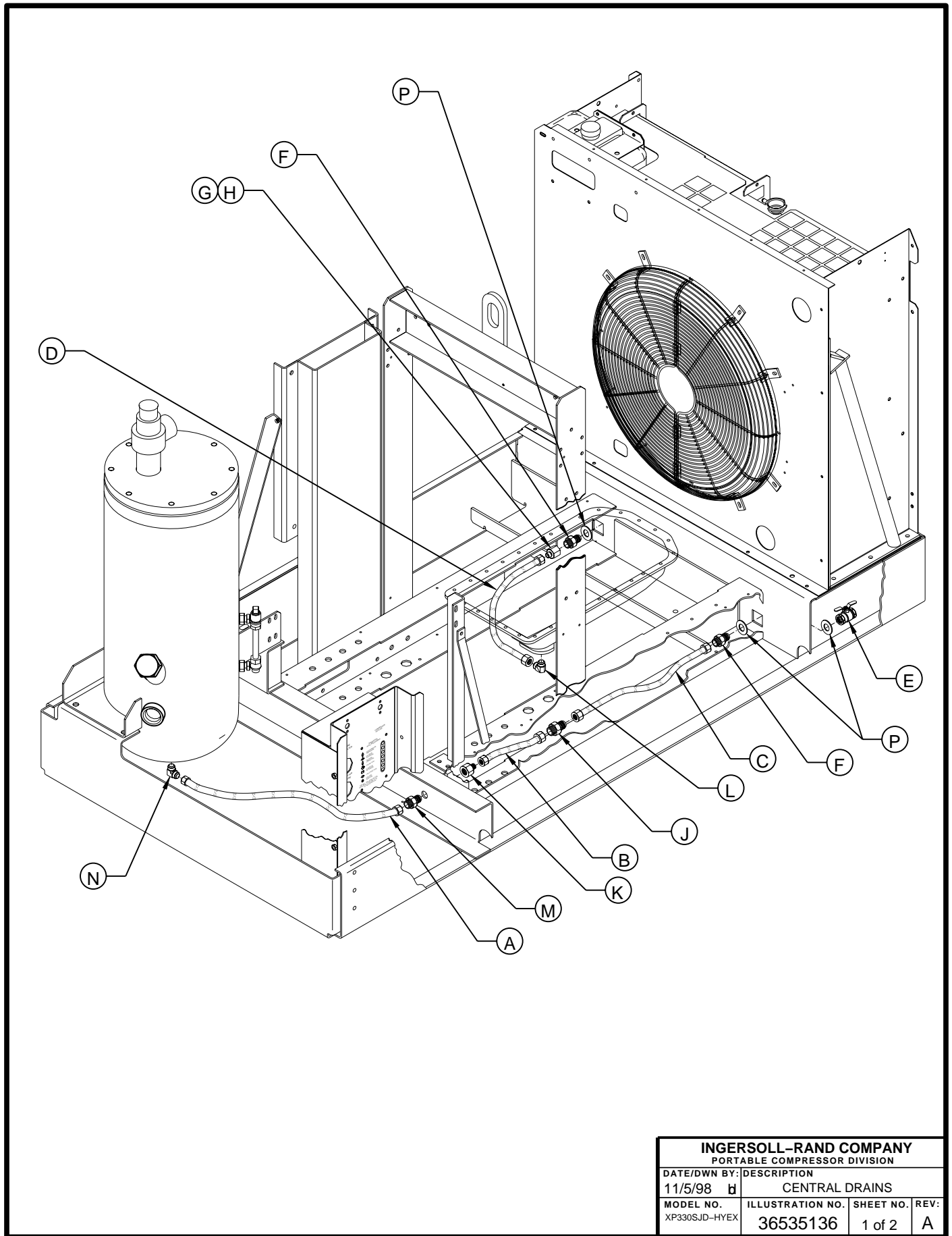
INGERSOLL-RAND COMPANY			
PORTABLE COMPRESSOR DIVISION			
DATE/DWN BY:	DESCRIPTION		
10/5/98	OIL PIPING		
MODEL NO.	ILLUSTRATION NO.	SHEET NO.	REV:
XP330SJD-HYEX	36534568	1 of 2	A

PARTS LIST 11-37

ITEM	C.P.N.	DESCRIPTION
1	95955993	ST. CONN., 1.312-12 X -16
2	43203769	HOSE ASSY, -16 X 80.00
3	36876787	OIL TEMP BYPASS VALVE
4	43203751	HOSE ASSY, -16 X 46.00
5	35283266	HOSE ASSY, -4 X 40.00
6	36840411	CHECK VALVE
7	36781227	TUBE SCAVENGE LINE
8	35329309	LENZ FITTING
9	95953956	BUSHING .75 NPT - .375 NPT
10	35360783	VALVE, SAFETY
11	95944708	ST. TEE .50 NPT
12	552A10S102P	REDUCER 20 -16
13	550A10S080P	UNION FTG -16 O-RING
14	36865756	SW. SHUTDOWN
15	36860468	SIGHT TUBE FITTING
16	35324649	GASKET
17	92121532	TUBE, SIGHT
18	35579630	PLUG, VENTED 1.625
19	35279942	O-RING
20	95357976	O-RING
21	35294750	ELBOW, 1.06-12 X -12 JIC, W/O-RING
22	35375385	SCREW, M16-2 X 40 LG. (4 REQ'D)
23	35291384	ELBOW, 1.312-12 X -16 JIC, W/O-RING
24	36877363	OIL FILTER
25	95365094	ELBOW, .562-18 X -4 JIC, W/O-RING
26	35292069	ST. CONN. 1.62-12 X -16 JIC
27	35227891	HOSE ASSY, -16 X 36.00
28	36845154	OIL MANIFOLD
29	43203199	HOSE ASSY, DISCHARGE
30	35577592	SW. SHUTDOWN
31	35287945	EXPANDER .437-20 X .562-18 W/O-RING
32	35279827	ELBOW, .562-18 X -6 JIC, W/O-RING
33	36795482	TUBE ASSY
34	35279843	TEE BRANCH .562-18 W/O-RING
35	36846087	TUBE ASSY
36	36846095	EXPANDER .75-16 X .875-14 W/O-RING
37	35286491	ELBOW, .875-14 X -10 JIC, W/O-RING
38	36846111	TUBE ASSY
39	36846129	TEE BRANCH .875-14 W/O-RING
40	36846103	TUBE ASSY
41	35305622	ELBOW, .75-16 X -10 JIC, W/O-RING
42	36846152	TUBE ASSY
43	35279884	ELBOW, 45 \$.437-20 X -4 JIC, W/O-RING
44	36879013	TUBE ASSY
45	95402806	ST. CONN. .437-20 X -6 JIC W/O-RING
46	35292143	FLANGE HALF (2 REQ'D)
47	35278571	O-RING
48	35291640	SCREW, M14-2 X 40 LG. (4 REQ'D)
49	35292051	ELBOW, SW NUT, -16 JIC
50	35575570	GASKET
51	43203165	ELBOW, DISCHARGE
52	95953949	BUSHING, .75 NPT - .50 NPT
53	35279959	O-RING
54	35132877	HOSE ASSY, -16 X 69.00
55	35323864	HOSE ASSY, -12 X 34.00
56	35287747	BULKHEAD FITTING, 3/4NPT TO -12JIC
57	95219747	ADAPTER, 3/4NPT TO -12 JIC
58	35294693	HOSE ASSY, -12 X 30.00
59	35298961	UNION, -12
60	36294677	HOSE ASSY, -12 X 13.00
61	35321173	BULKHEAD FITTING, 3/4NPT TO -12JIC
62	36777399	VALVE, BALL 3/4NPT

INGERSOLL-RAND COMPANY PORTABLE COMPRESSOR DIVISION			
DATE/DWN BY:		DESCRIPTION	
10/5/98 d		OIL PIPING	
MODEL NO.	ILLUSTRATION NO.	SHEET NO.	REV:
XP330SJD-HYEX	36534568	2 of 2	A

PARTS LIST 11-38



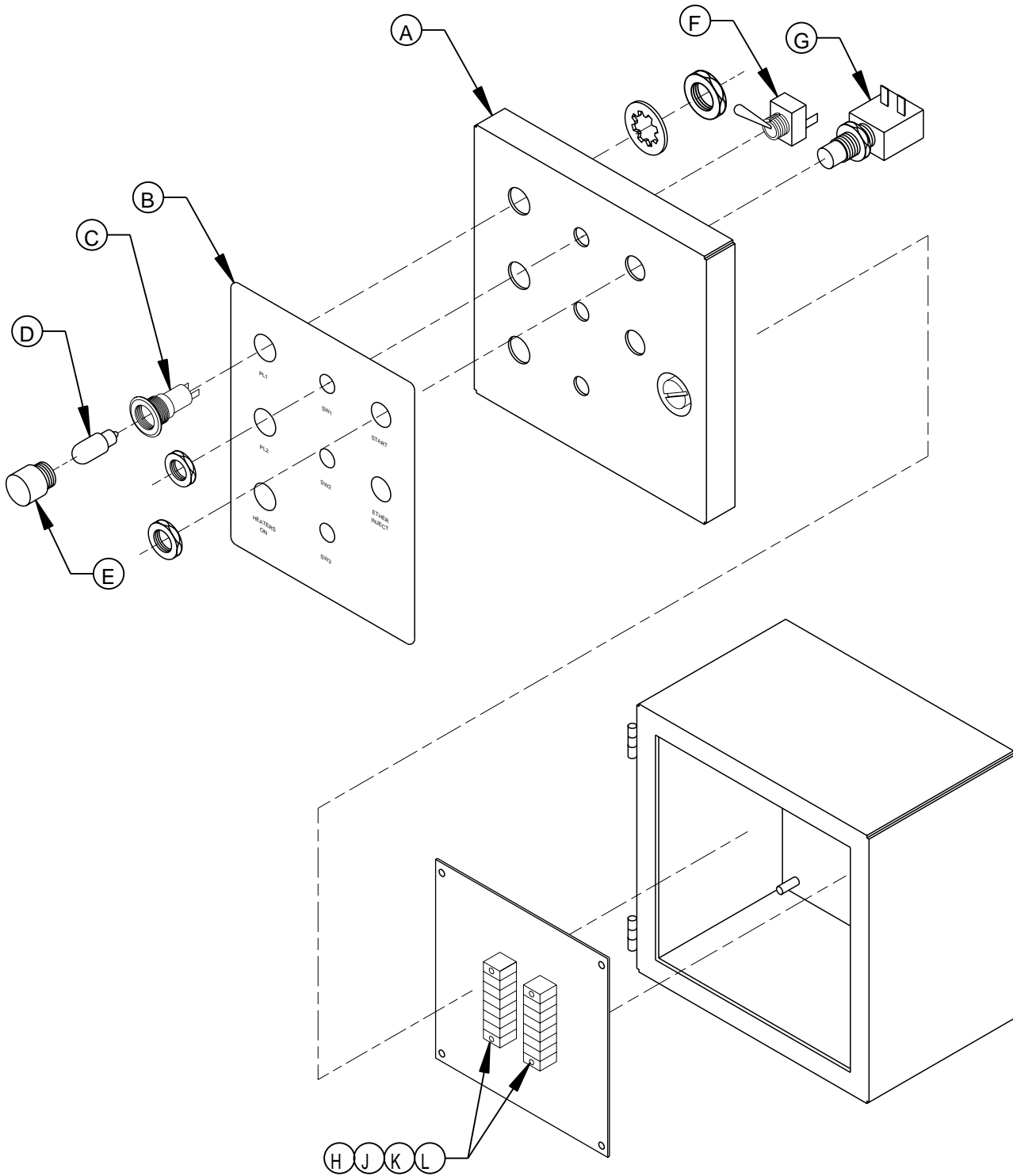
INGERSOLL-RAND COMPANY PORTABLE COMPRESSOR DIVISION			
DATE/DWN BY:		DESCRIPTION	
11/5/98		CENTRAL DRAINS	
MODEL NO.	ILLUSTRATION NO.	SHEET NO.	REV:
XP330SJD-HYEX	36535136	1 of 2	A

PARTS LIST 11-39

ITEM	C.P.N.	QTY	DESCRIPTION
A	35323864	1	HOSE ASSEMBLY
B	35294693	1	HOSE ASSEMBLY
C	36294677	1	HOSE ASSEMBLY
D	35283274	1	HOSE ASSEMBLY
E	36777399	2	VALVE, BALL 3/4NPT
F	35321173	2	BULKHEAD FITTING
G	35321165	1	REDUCER
H	35324987	1	NUT
J	35298961	1	UNION, -12JIC
K	95219747	1	ADAPTER, 3/4NPT TO -12JIC
L	36883395	1	ELBOW, 90° M18-1.5
M	35287747	1	BULKHEAD FITTING
N	35294750	1	ELBOW, 1.06-12 TO JIC

INGERSOLL-RAND COMPANY			
PORTABLE COMPRESSOR DIVISION			
DATE/DWN BY:		DESCRIPTION	
11/5/98 d		CENTRAL DRAINS	
MODEL NO.	ILLUSTRATION NO.	SHEET NO.	REV:
XP330SJD-HYEX	36535136	2 of 2	A

PARTS LIST 11-40



INGERSOLL-RAND COMPANY			
PORTABLE COMPRESSOR DIVISION			
DATE/DWN BY:		DESCRIPTION	
11/20/98 b		REMOTE INST/CONTROL PANEL	
MODEL NO.	ILLUSTRATION NO.	SHEET NO.	REV:
XP330SJD-HYEX	36534543	1 of 2	A

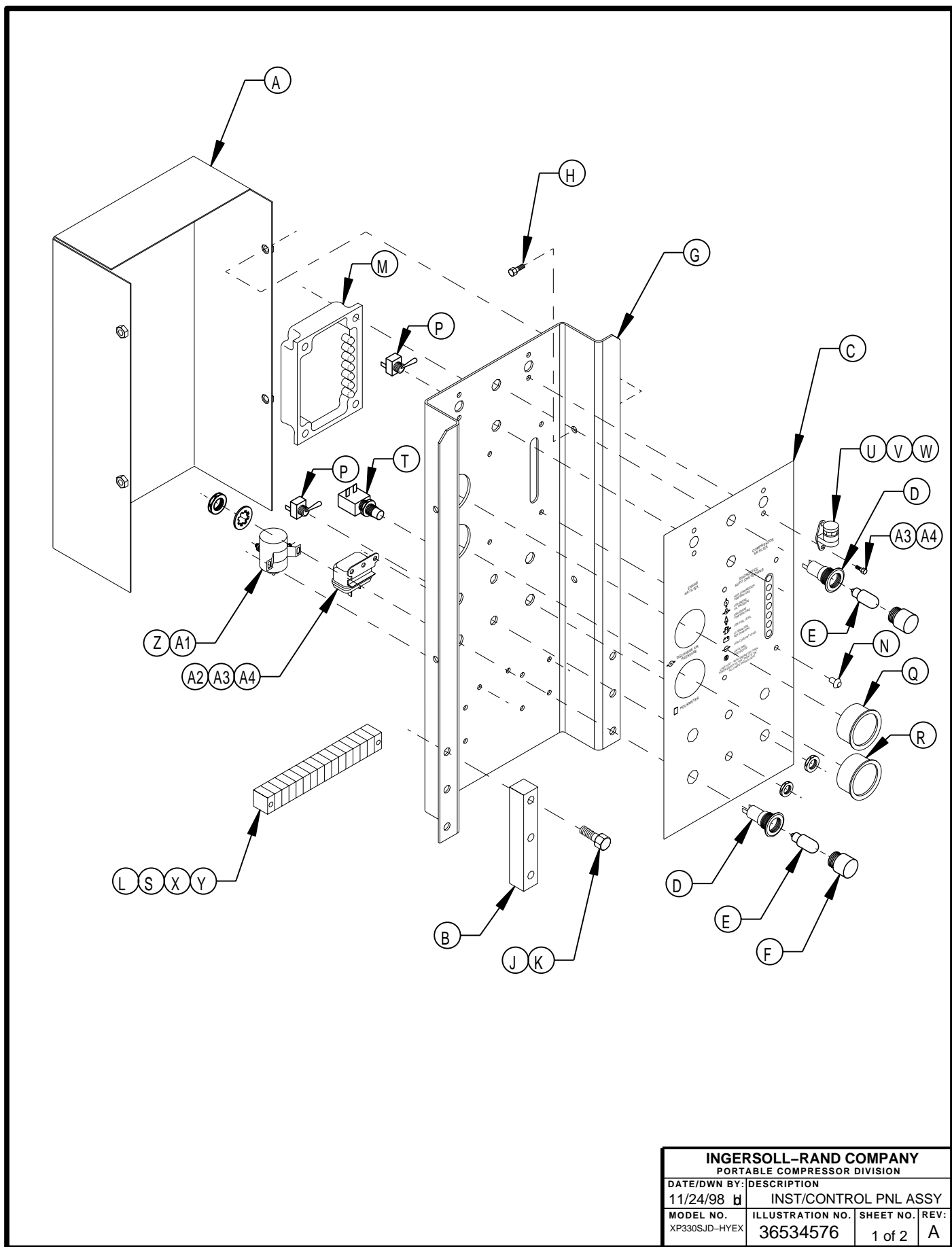
PARTS LIST 11-41

ITEM	C.P.N.	QTY	DESCRIPTION
A	43209527	1	BOX, REMOTE CONTROL
B	43203868	1	DECAL, REMOTE CONTROL
C	35367473	3	INDICATOR, MINITURE INCANDESCENT
D	43209048	3	BULB, INCANDESCENT 24V
E	43203918	1	LENS, AMBER (PL2)
	43203900	1	LENS, GREEN (PL1)
F	43203926	3	SWITCH, TOGGLE DPDT (SW1, SW2 & HEATER)
G	35255553	2	SWITCH, MOMENTARY PUSHBUTTON SPST
H	36871978	16	TERMINAL, STRIP SECTION
J	36871986	2	TERMINAL, STRIP END SECTION
K	95942538	4	SCREW, PAN HEAD #6-32 X 1
L	95943025	4	NUT, HEX #6-32

INGERSOLL-RAND COMPANY			
PORTABLE COMPRESSOR DIVISION			
DATE/DWN BY:		DESCRIPTION	
10/5/98	td	REMOTE INST/CONTROL PANEL	
MODEL NO.	ILLUSTRATION NO.	SHEET NO.	REV:
XP330SJD-HYEX	36534543	2 of 2	A

BOOK 35393891 (1/99)

PARTS LIST 11-42



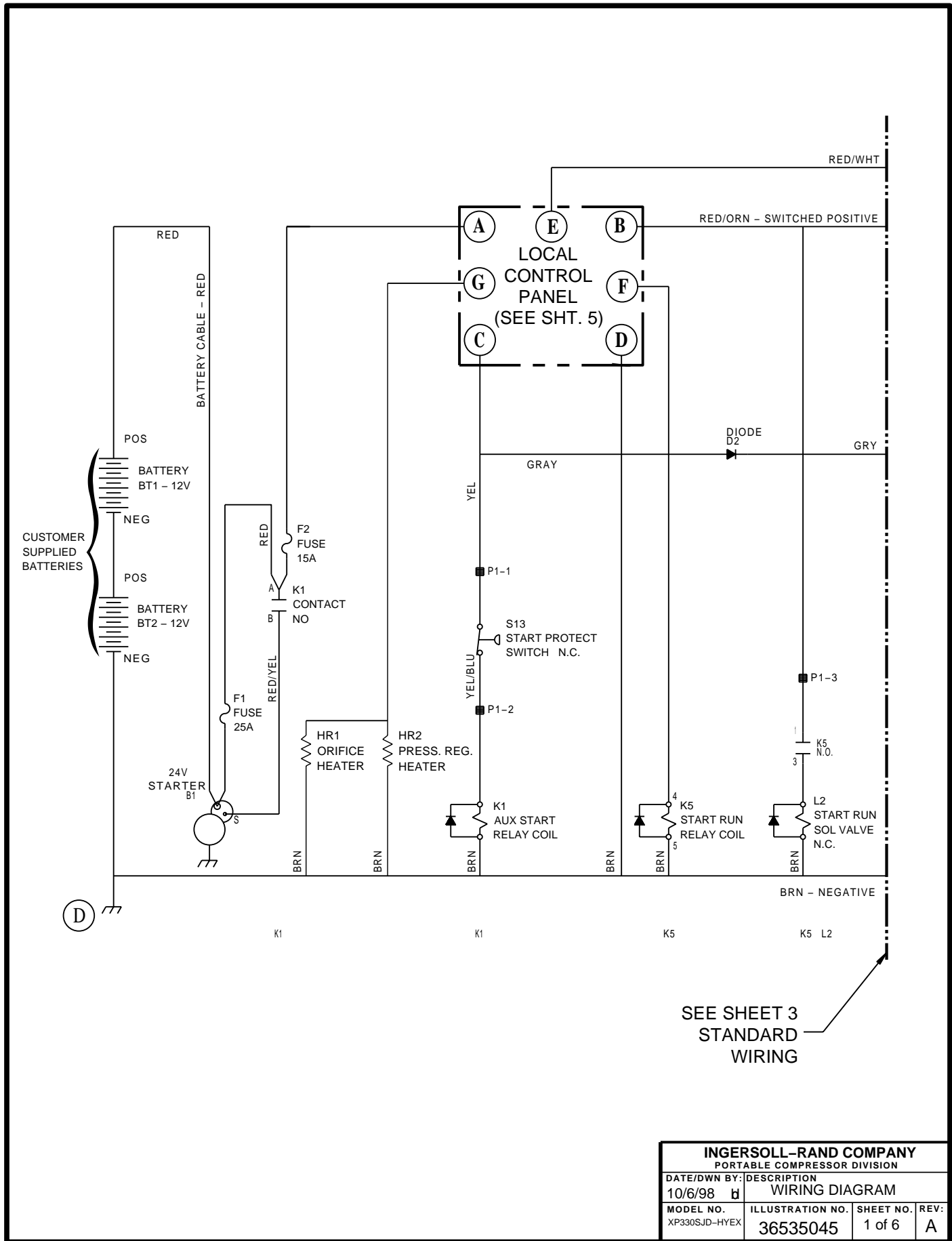
INGERSOLL-RAND COMPANY			
PORTABLE COMPRESSOR DIVISION			
DATE/DWN BY:	DESCRIPTION		
11/24/98 d	INST/CONTROL PNL ASSY		
MODEL NO.	ILLUSTRATION NO.	SHEET NO.	REV:
XP330SJD-HYEX	36534576	1 of 2	A

PARTS LIST 11-43

ITEM	C.P.N.	QTY	DESCRIPTION
A	43208750	1	PANEL COVER
B	43209287	2	SPACER, INST PNL MTG
C	43208859	1	DECAL, CONTROL PANEL
D	35367473	3	INDICATOR, MINITURE INCANDESCENT
E	43209048	3	BULB, INCANDESCENT 24V
F	43203918	1	LENS, AMBER (PL2)
	43203900	1	LENS, GREEN (PL1)
G	43208743	1	INSTRUMENT PANEL
H	35144336	4	SCREW, LOCK 5/16-18 X 3/4
J	95935128	6	SCREW, HEX 3/8-16 x 2
K	35145077	6	NUT, LOCK 3/8-16
L	95942538	2	SCREW, PAN HEAD #6-32 X 1
M	36771434	1	DIAGNOSTIC MODULE
N	36775484	4	RIVET
P	43203926	3	SIWTCH, TOGGLE DPDT
Q	36891216	1	DISCHG PRESS GAGE
R	36841245	1	HOURMETER
S	95923025	2	NUT,HEX #6-32
T	35255553	2	SWITCH, PUSH BUTTON SPST
U	35107408	2	FLANGE, RESTRICTION INDICATOR
V	95757183	2	ELBOW, STREET 1/8 NPT 90°
W	35314939	2	INDICATOR, RESTRICTION
X	36871978	16	TERMINAL, STRIP SECTION
Y	36871986	1	TERMINAL, STRIP END SECTION
Z	36856250	1	RELAY, MAG SWITCH
A1	92368687	2	SCREW, TAPPING M06-1.0 X 12
A2	36878361	1	RELAY
A3	35252451	8	SCREW, LOCK 1/4-20 X 1
A4	95923298	8	NUT, NYLOC 1/4-20

INGERSOLL-RAND COMPANY			
PORTABLE COMPRESSOR DIVISION			
DATE/DWN BY:	DESCRIPTION		
10/6/98	td	INST/CONTROL PNL ASSY	
MODEL NO.	ILLUSTRATION NO.	SHEET NO.	REV:
XP330SJD-HYEX	36534576	2 of 2	A

PARTS LIST 11-44



SEE SHEET 3
STANDARD
WIRING

INGERSOLL-RAND COMPANY			
PORTABLE COMPRESSOR DIVISION			
DATE/DWN BY:	DESCRIPTION		
10/6/98	WIRING DIAGRAM		
MODEL NO.	ILLUSTRATION NO.	SHEET NO.	REV:
XP330SJD-HYEX	36535045	1 of 6	A

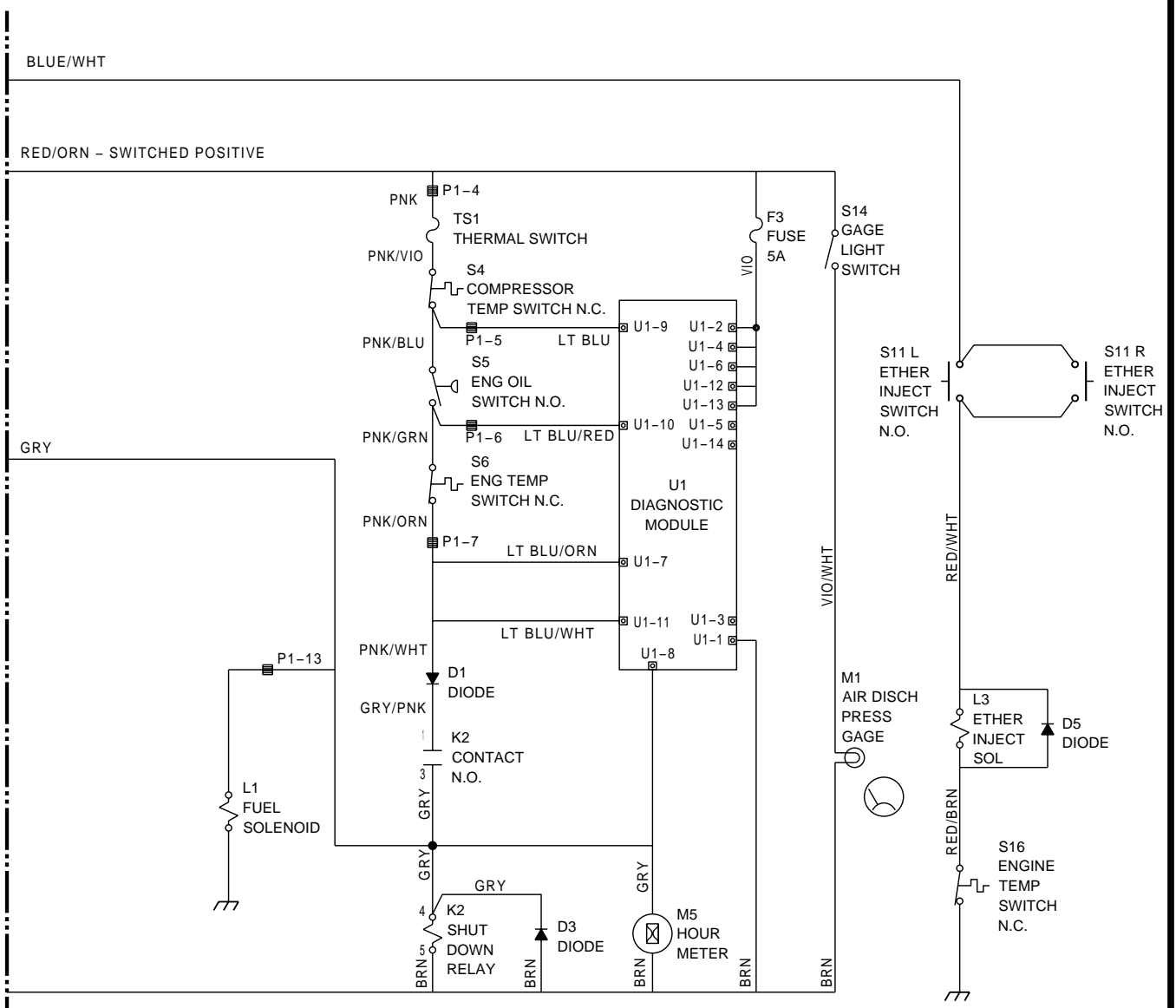
ITEM	C.P.N.	DESCRIPTION
B1	*	STARTER
BT1	**	BATTERY
D2	35376169	DIODE
F1	36793651	FUSE, 25A
F2	36782464	FUSE, 15A
H1	36841526	HEATER, ORIFICE
H2	36854677	HEATER, REGULATOR
K1	35577873	RELAY, STARTER
K5	35586130	RELAY, START / RUN
L2	36840841	SOLENOID, START / RUN
S13	36757573	SWITCH, START PROTECT PRESSURE
W1	43208875	HARNES, CHASSIS

* FURNISHED BY ENGINE MANUFACTURER

** FURNISHED BY CONTRCTOR

INGERSOLL-RAND COMPANY			
PORTABLE COMPRESSOR DIVISION			
DATE/DWN BY:		DESCRIPTION	
10/6/98		WIRING DIAGRAM	
MODEL NO.	ILLUSTRATION NO.	SHEET NO.	REV:
XP330SJD-HYEX	36535045	2 of 6	A

PARTS LIST 11-46



SEE SHEET 1
STANDARD
WIRING

INGERSOLL-RAND COMPANY			
PORTABLE COMPRESSOR DIVISION			
DATE/DWN BY:	DESCRIPTION		
10/6/98	WIRING DIAGRAM		
MODEL NO.	ILLUSTRATION NO.	SHEET NO.	REV:
XP330SJD-HYEX	36535045	3 of 6	A

ITEM	C.P.N.	QTY	DESCRIPTION
D1	35376169		DIODE
D3	35376169		DIODE
D5	35376169		DIODE
F3	36782654		FUSE, 5A
K2	35586130		RELAY, SHUT DOWN
L1	*		SOLENOID, FUEL
L3	36857878		SOLENOID, ETHER INJECT
M1	36891216		GAGE, DISCHARGE PRESSURE
M5	36841245		HOURMETER
S4	35596436		SWITCH, COMPRESSOR DISCHARGE
S5	36878379		SWITCH, ENGINE OIL PRESSURE
S6	36880706		SWITCH, ENGINE TEMPERATURE
S11 L	35255553		SWITCH, ETHER
S11 R	35255553		SWITCH, ETHER
S14	35337435		SWITCH, GAGE LIGHT
S16	36857852		SWITCH, ENGINE TEMPERATURE
TS1	36865756		SWITCH, THERMAL SENSOR
U1	36771434		MODULE, DIAGNOSTIC

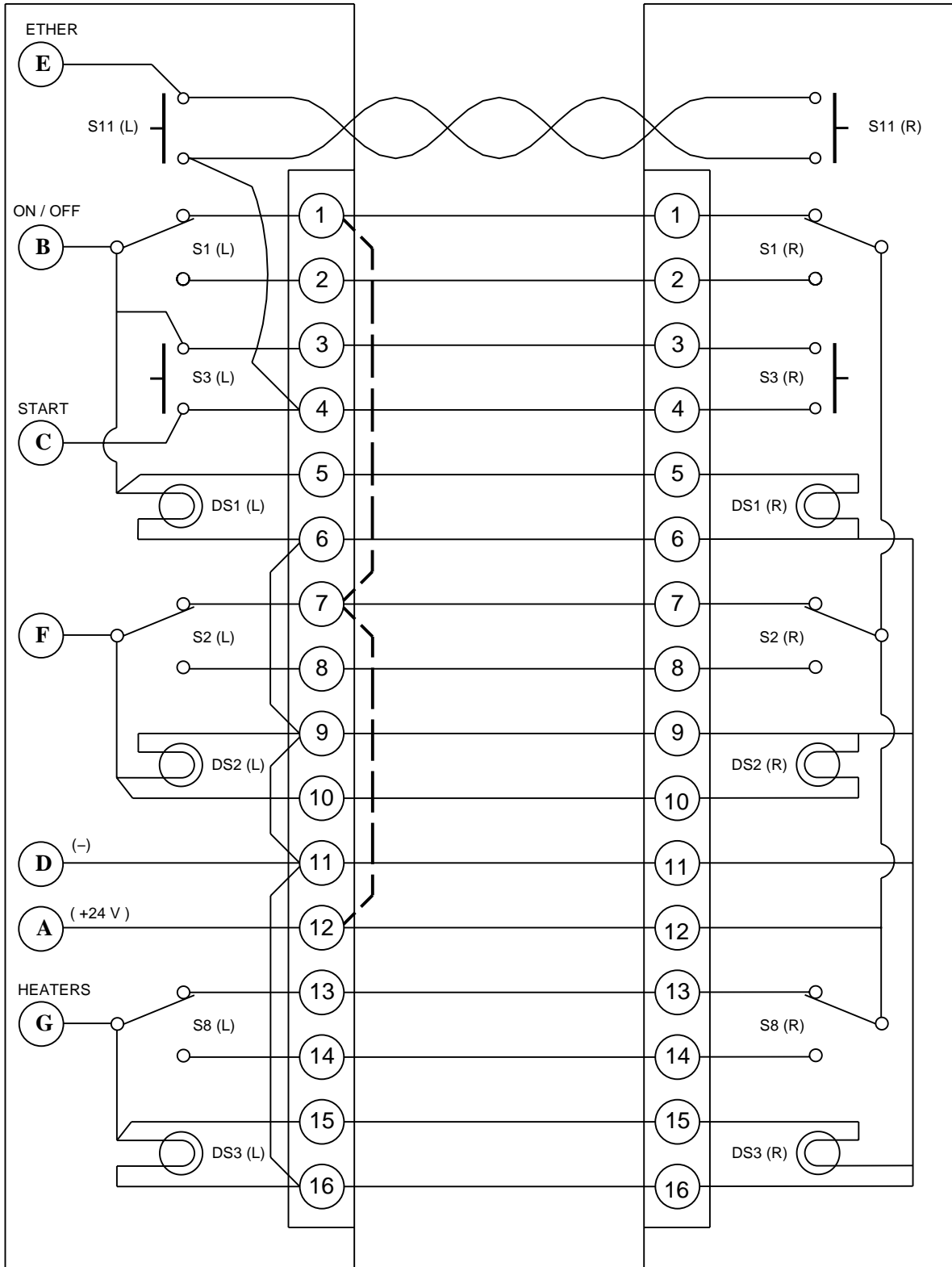
* FURNISHED BY ENGINE MANUFACTURER

INGERSOLL-RAND COMPANY			
PORTABLE COMPRESSOR DIVISION			
DATE/DWN BY:	DESCRIPTION		
10/6/98	td	WIRING DIAGRAM	
MODEL NO.	ILLUSTRATION NO.	SHEET NO.	REV:
XP330SJD-HYEX	36535045	4 of 6	A

PARTS LIST 11-48

LOCAL PANEL

REMOTE PANEL



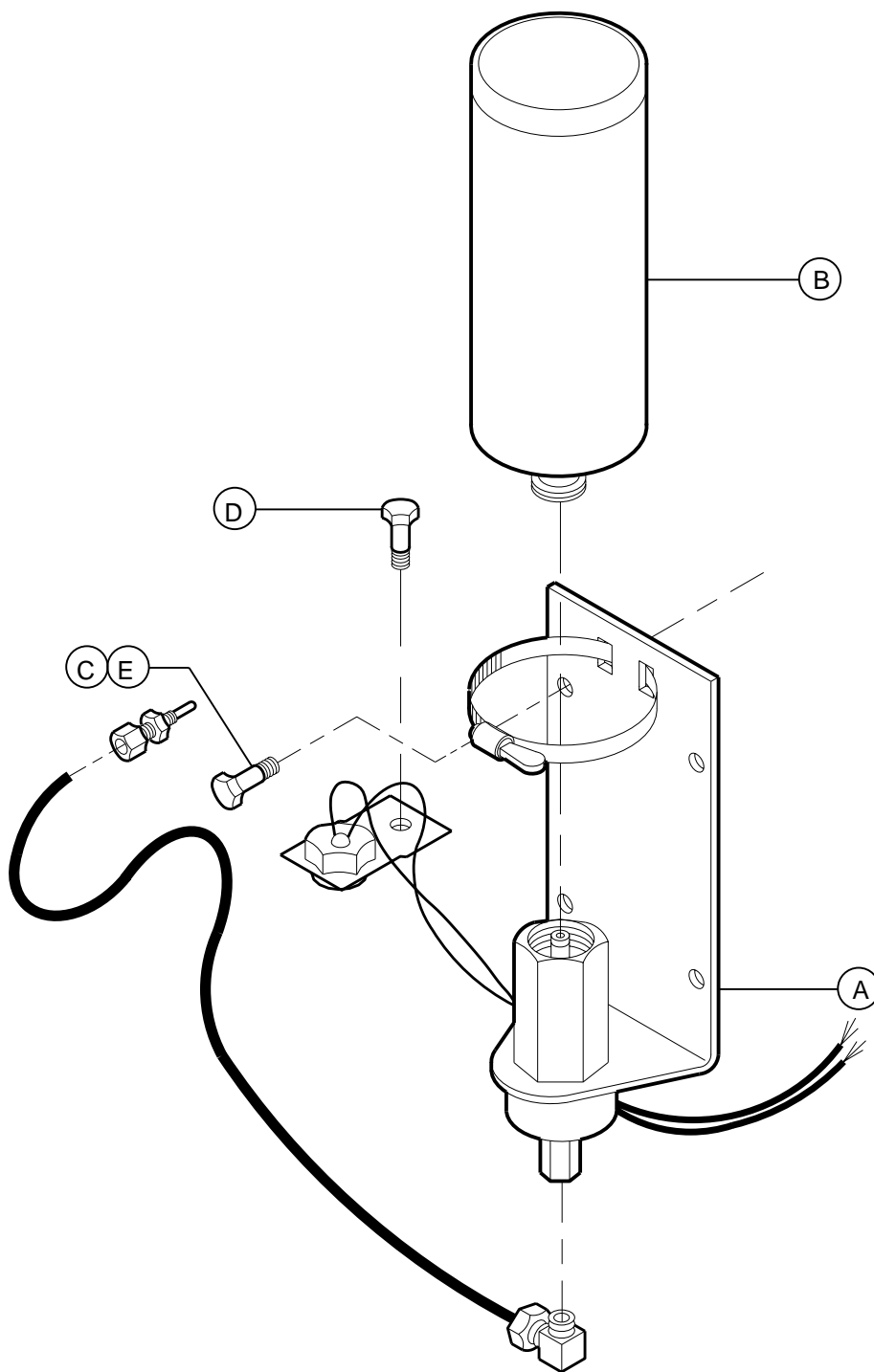
— — JUMPERS FOR OPERATION WO/ REMOTE PANEL

INGERSOLL-RAND COMPANY			
PORTABLE COMPRESSOR DIVISION			
DATE/DWN BY:	DESCRIPTION		
10/6/98	WIRING DIAGRAM		
MODEL NO.	ILLUSTRATION NO.	SHEET NO.	REV:
XP330SJD-HYEX	36535045	5 of 6	A

ITEM	C.P.N.	QTY	DESCRIPTION
DS1 L	35367473		INDICATOR, MINIATURE INCANDESCENT
DS1 R	35367473		INDICATOR, MINIATURE INCANDESCENT
DS2 L	35367473		INDICATOR, MINIATURE INCANDESCENT
DS2 R	35367473		INDICATOR, MINIATURE INCANDESCENT
DS3 L	35367473		INDICATOR, MINIATURE INCANDESCENT
DS3 R	35367473		INDICATOR, MINIATURE INCANDESCENT
S1 L	43203926		SWITCH, TOGGLE
S1 R	43203926		SWITCH, TOGGLE
S2 L	43203926		SWITCH, TOGGLE
S2 R	43203926		SWITCH, TOGGLE
S3 L	35255553		SWITCH, MOMENTARY PUSH-BUTTON
S3 R	35255553		SWITCH, MOMENTARY PUSH-BUTTON
S8 L	43203926		SWITCH, TOGGLE
S8 R	43203926		SWITCH, TOGGLE
S11 L	35255553		SWITCH, MOMENTARY PUSH-BUTTON
S11 R	35255553		SWITCH, MOMENTARY PUSH-BUTTON
W2	43208867		HARNESS, PANEL
W3	43209535		CABLE, REMOTE BOX

INGERSOLL-RAND COMPANY			
PORTABLE COMPRESSOR DIVISION			
DATE/DWN BY:	DESCRIPTION		
10/6/98	td	WIRING DIAGRAM	
MODEL NO.	ILLUSTRATION NO.	SHEET NO.	REV:
XP330SJD-HYEX	36535045	6 of 6	A

PARTS LIST 11-50



INGERSOLL-RAND COMPANY			
PORTABLE COMPRESSOR DIVISION			
DATE/DWN BY:	DESCRIPTION		
2/1/99	h	COLD START ASSEMBLY	
MODEL NO.	ILLUSTRATION NO.	SHEET NO.	REV:
XP330SJD-HYEX	36535268	1 of 2	A

PARTS LIST 11-51

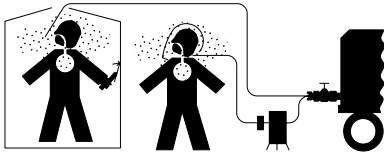
ITEM	C.P.N.	QTY	DESCRIPTION
A	43209410	1	KIT, COLD START
B	36796910	1	CYLINDER, ETHER
C	35321108	4	SCREW, LOCKING 5/16-18 X 1
D	35112911	1	SCREW, HEX M10-150 X 20
E	95929782	4	NUT, HEX 5/16-18

INGERSOLL-RAND COMPANY			
PORTABLE COMPRESSOR DIVISION			
DATE/DWN BY:	DESCRIPTION		
2/1/99	h	COLD START ASSEMBLY	
MODEL NO.	ILLUSTRATION NO.	SHEET NO.	REV:
XP330SJD-HYEX	36535268	2 of 2	A

BOOK 35393891 (1/99)

PARTS LIST 11-52

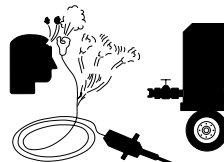
⚠ DANGER



Discharged air can contain carbon monoxide or other contaminants. Will cause severe injury or death. Do not breathe this air.

Ingersoll-Rand Co., Mocksville, N.C. 27028

⚠ WARNING



Trapped air pressure. Can cause severe injury or death. Close service valve and operate tool to vent trapped air before performing any service.

⚠ WARNING



Disconnected air hoses whip. Can cause severe injury or death. Attach safety flow restrictor to each hose "at the source of supply or branch line" in accordance with OSHA Regulation 29CFR Section 1926.302(b).

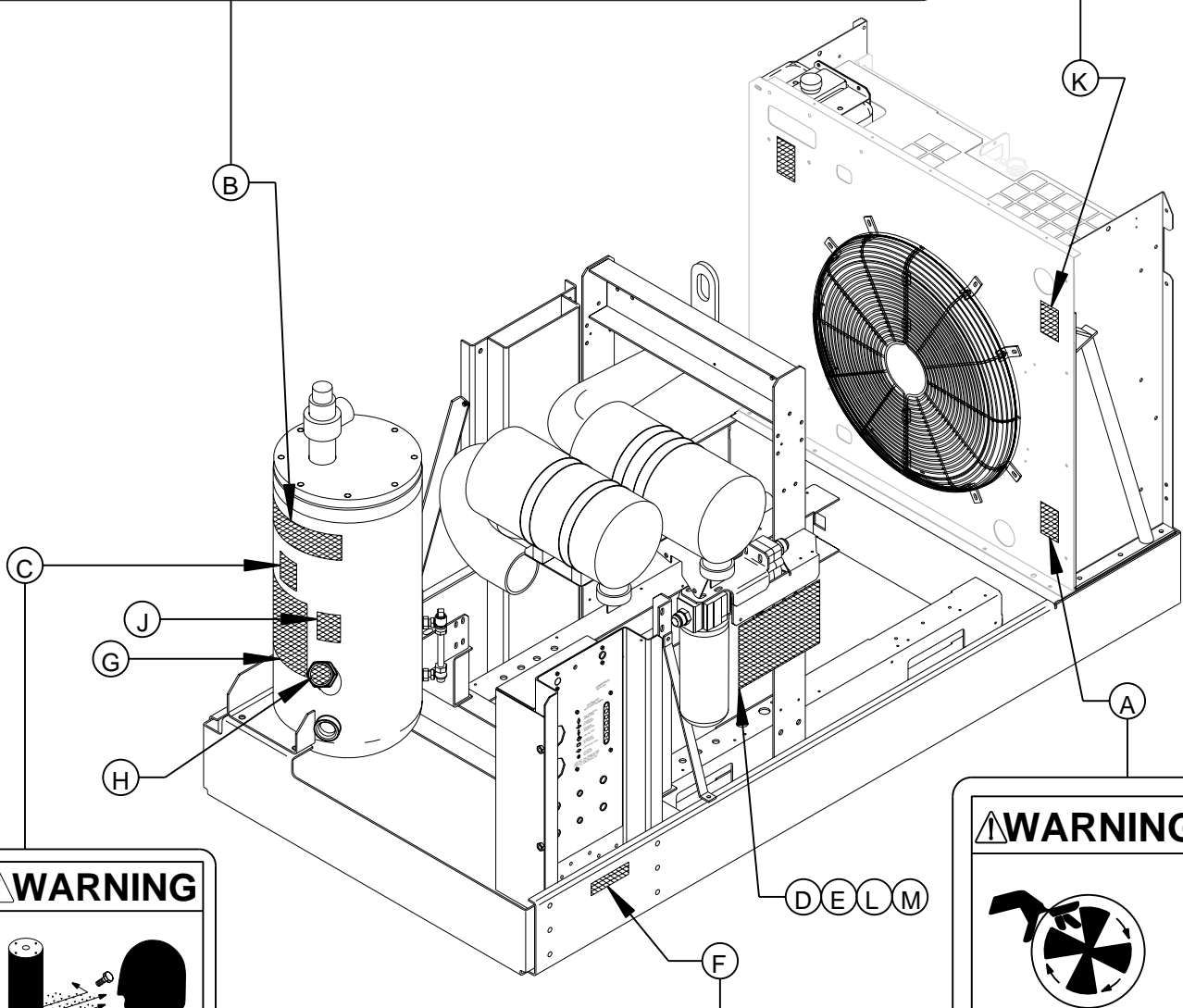
36512325

⚠ WARNING




Hot pressurized fluid. Can cause severe burns. Do not open radiator while hot.

Ingersoll-Rand Co. 36518280



⚠ WARNING



High pressure air. Can cause severe injury or death.

Relieve pressure before removing filler plugs/caps, fittings or covers.

Ingersoll-Rand Co., Mocksville, NC 27028 36522027

⚠ WARNING

Improper operation of this equipment. Can cause severe injury or death.

Read Operator's Manual supplied with this machine before operation or servicing.

Ingersoll-Rand Co., Mocksville, N.C. 27028

⚠ WARNING

Modification or alteration of this machine. Can cause severe injury or death.

Do not alter or modify this machine without the express written consent of the manufacturer.

36522035

⚠ WARNING



Rotating fan blade. Can cause severe injury.

Do not operate without guard in place.

Ingersoll-Rand Co., Mocksville, NC 27028 36522050

INGERSOLL-RAND COMPANY
PORTABLE COMPRESSOR DIVISION

DATE/DWN BY:	DESCRIPTION		
10/6/98	DECAL LOCATION		
MODEL NO.	ILLUSTRATION NO.	SHEET NO.	REV:
XP330SJD-HYEX	36534584	1 of 4	A

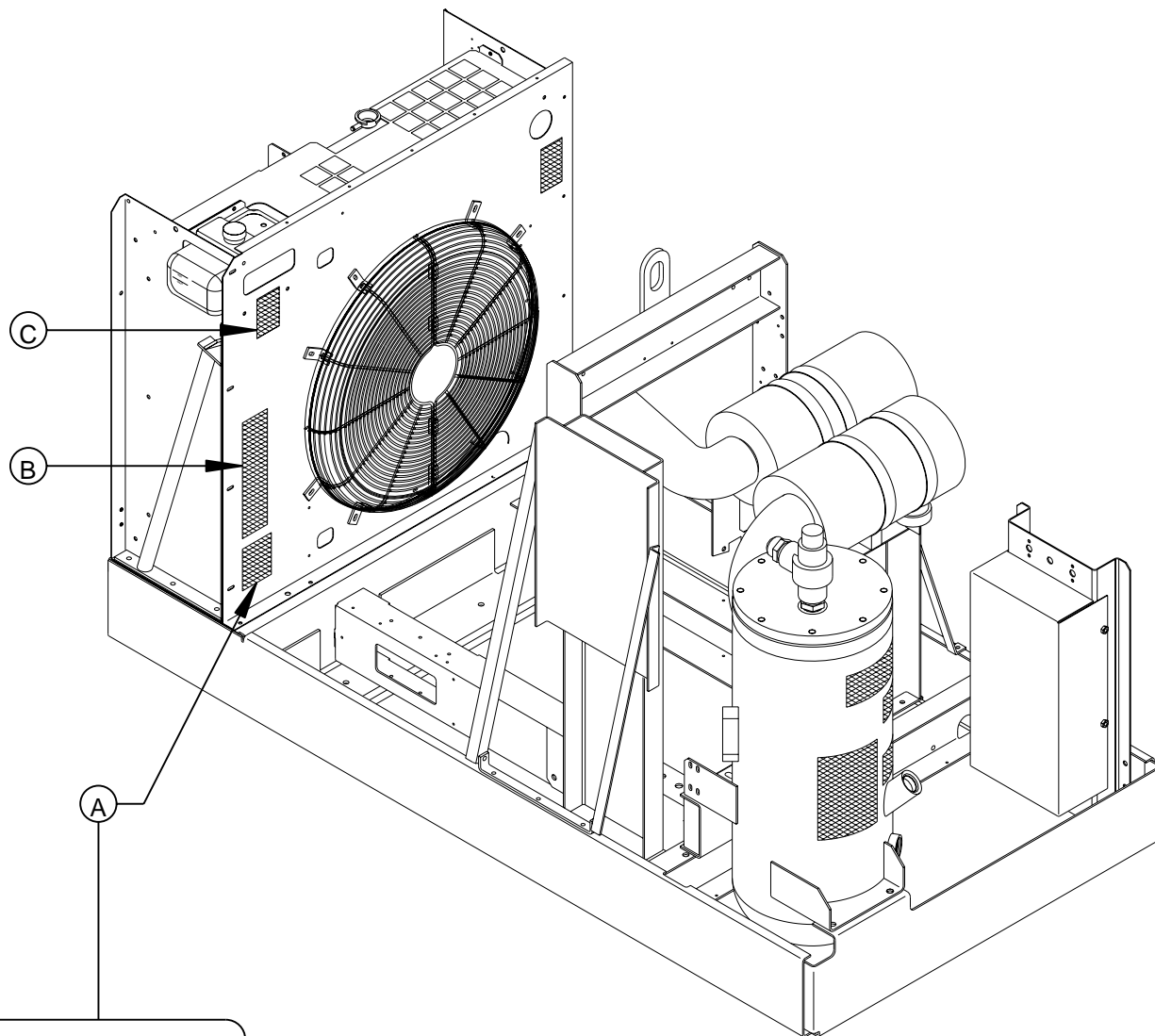
PARTS LIST 11-53

ITEM	C.P.N.	QTY	DESCRIPTION
A	36522050	1	DECAL, ROTATING FAN
B	36512352	1	DECAL, COMBO DANGER/WARNING
C	36522027	1	DECAL, HIGH PRESSURE
D	36522290	1	CARD, SAFETY
E	36788982	1	BINDER, 3 RING
F	36522035	1	DECAL, IMPROPER OPERATION
G	36535169	1	DECAL, GENERAL DATA
H	36534956	1	DECAL, OIL FILL PLUG
J	36534840	1	DECAL, FACTORY FILLED FLUID
K	36518280	1	DECAL, HOT FLUID
L	95942637	2	NUT, #8-32 NYLOC
M	95942579	2	SCREW, PAN HEAD #8-32 X 1

INGERSOLL-RAND COMPANY			
PORTABLE COMPRESSOR DIVISION			
DATE/DWN BY:	DESCRIPTION		
10/6/98	td	DECAL LOCATION	
MODEL NO.	ILLUSTRATION NO.	SHEET NO.	REV:
XP330SJD-HYEX	36534584	2 of 4	A

BOOK 35393891 (1/99)

PARTS LIST 11-54



WARNING

**Rotating fan blade.
Can cause severe injury.**

Do not operate without guard
in place.

Ingersoll-Rand Co., Mocksville, NC 27028 36522050

INGERSOLL-RAND COMPANY			
PORTABLE COMPRESSOR DIVISION			
DATE/DWN BY:	DESCRIPTION		
10/6/98	td	DECAL LOCATION	
MODEL NO.	ILLUSTRATION NO.	SHEET NO.	REV:
XP330SJD-HYEX	36534584	3 of 4	A

PARTS LIST 11-55

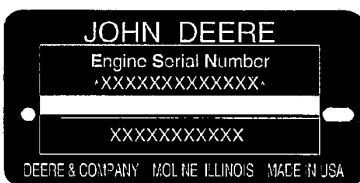
ITEM	C.P.N.	QTY	DESCRIPTION
A	36522050	1	DECAL, ROTATING FAN
B	36518074	1	DECAL, REGULATION ADJUSTMENT
C	36516847	1	DECAL, RADIATOR FILL

INGERSOLL-RAND COMPANY PORTABLE COMPRESSOR DIVISION			
DATE/DWN BY:	DESCRIPTION		
10/6/98	td	DECAL LOCATION	
MODEL NO.	ILLUSTRATION NO.	SHEET NO.	REV:
XP330SJD-HYEX	36534584	4 of 4	A


BOOK 35393891 (1/99)

ENGINE SERIAL NUMBER PLATE


TP58281 -UN-26JAN98



DUBUQUE OPTION



SARAN OPTION



TORREON OPTION

TP58281

1. DESIGNATES ENGINE MANUFACTURER
2. DESIGNATES NUMBER OF CYLINDERS AND LITERS
3. DESIGNATES FUEL TYPE OR SPECIAL CONDITION
4. DESIGNATES ENGINE SERIAL NUMBER
5. DESIGNATES THE ENGINE APPLICATION AND FACTORY USER.

T-JOHN DEERE DUBUQUE WORKS
4045 (4.5 LITER)

DF NON-TURBOCHARGED DIESEL ENGINE
TF TURBOCHARGED DIESEL ENGINE


- 123456
4045TF 150 (WITH TURBOCHARGER)
4045TF 151 (WITH TURBOCHARGER)
4045DF 150 (WITHOUT TURBOCHARGER)
4045TF 250 (WITH TURBOCHARGER)
4045HF 150 (WITH TURBOCHARGER AND INTERCOOLER)

(SPECIFICATIONS AND DESIGN SUBJECT TO CHANGE WITHOUT NOTICE)

OPTION CODE LABEL

IN ADDITION TO THE SERIAL NUMBER PLATE, OEM ENGINES HAVE AN ENGINE OPTION CODE LABEL AFFIXED TO THE ROCKER ARM COVER. THESE CODES INDICATES WHICH OF THE OPTIONS WERE INSTALLED ON YOUR ENGINE AT THE FACTORY. WHEN IN NEED OF PARTS OR SERVICE, FURNISH YOUR AUTHORIZED SERVICING DEALER OR ENGINE DISTRIBUTOR WITH THESE NUMBERS. THE FIRST TWO DIGITS OF EACH CODE IDENTIFY A SPECIFIC GROUP, SUCH AS AN ALTERNATOR. THE TWO LAST DIGITS OF EACH CODE IDENTIFY ONE SPECIFIC OPTION PROVIDED ON YOUR ENGINE, SUCH AS A 12 VOLTS, 55 AMPERES ALTERNATOR. IF AN ENGINE IS ORDERED WITHOUT A PARTICULAR COMPONENT, THE LAST TWO DIGITS OF THAT FUNCTIONAL GROUP OPTION CODE WILL BE 99.

TP49602 -UN-03APR97

JOHN DEERE	
ORDER OPTION	BASIC ENGINE CODES
<div style="display: flex; justify-content: space-between; align-items: flex-end;"> <div style="text-align: center;">  <p>SERIAL NO.</p> </div> <div style="border: 1px solid black; width: 40px; height: 30px; margin-left: auto;"></div> </div>	

TP49602

SERIAL NUMBER LISTING INFORMATION

SERIAL NUMBER INFORMATION IS LISTED TO SHOW ON WHICH MACHINES EACH PART CAN BE USED; FOR EXAMPLE:

- THE PART CAN BE USED ON ALL MACHINES.
- 000000- THE PART CAN BE USED ON ALL MACHINES BEGINNING WITH THE SERIAL NUMBER LISTED.
- 000000 THE PART CAN BE USED ON ALL MACHINES UP TO AND INCLUDING THE SERIAL NUMBER LISTED.
- 000000-000000 THE PART CAN BE USED ON ALL MACHINES BETWEEN AND INCLUDING THE SERIAL NUMBERS LISTED.

WHEN XXXXXX'S ARE LISTED IN PLACE OF A SERIAL NUMBER, A SERIAL NUMBER CHANGE WAS MADE BUT THE EXACT SERIAL NUMBER WAS NOT AVAILABLE WHEN THE CATALOG WAS PRODUCED.

DIRECTION ARROW

ARROWS ARE USED WITH ILLUSTRATIONS TO INDICATE THE FRONT OF THE ENGINE. "RIGHT-HAND" AND "LEFT-HAND" SIDES ARE DETERMINED BY STANDING AT THE DRIVE OR PTO END AND FACING THE ENGINE.

BOX-ENCLOSED ILLUSTRATIONS

A KEY NUMBER, SHOWN IN THE PARTS LIST, IS ASSIGNED TO A BOX ENCLOSING ALL PARTS SOLD AS A SERVICE ASSEMBLY.

BOLT AND CAP SCREW STRENGTH IDENTIFICATION

BOLTS AND CAP SCREWS REQUIRED TO HAVE HIGH-STRENGTH QUALITIES EQUIVALENT TO SAE GRADE 8 ARE IDENTIFIED THROUGHOUT THIS CATALOG BY THE DESCRIPTION HS SAE 8. ALL STANDARD BOLTS AND CAP SCREWS ARE SAE GRADE 5 OR LOWER.

COMPLETE GOODS LISTINGS

COMPLETE GOODS ARE LISTED IN BOLD FACE TYPE. ORDER SEPARATELY. DO NOT INCLUDE ON REPLACEMENT PARTS ORDER.

SI UNITS OF MEASURE

METRIC DIMENSIONS ARE GIVEN, WHERE APPLICABLE, THROUGHOUT THIS PARTS CATALOG.

MEMORANDA

ALPHABETICAL INDEX

GRID	PAGE	GRID	PAGE
A			
1B17	ACCESS COVER, INJECTION PUMP (CODE 4401).....	0402 - 6	
1B19	ACCESS COVER, INJECTION PUMP (CODE 4402).....	0402 - 8	
2C5	ADAPTER KIT,AUXILIARY DRIVE,OFFSET (CODE 5203)	4151 - 20	
2C7	ADAPTER KIT,AUXILIARY DRIVE,OFFSET (CODE 5203,5213).....	4151 - 22	
1C9	ADAPTER, COOLANT LINES (CODE 8801, 8806)	0407 - 5	
1H1	ADAPTER, CRANKSHAFT PULLEY (CODE 1301, 1302, 1303, 1304)	0429 - 1	
1C11	ADAPTER, OIL FILTER	0407 - 6A	
1C8	ADAPTER, OIL FILTER, ENGINE (CODE 8801, 8806).....	0407 - 4	
1C13	ADAPTER, OIL FILTER, ENGINE (CODE 8802)	0407 - 8	
1C10	ADAPTER, OIL FILTER, ENGINE (CODE 8803)	0407 - 6	
1C17	ADAPTER, OIL FILTER, ENGINE (CODE 8804)	0407 - 12	
1C15	ADAPTER, OIL FILTER, ENGINE (CODE 8807, 8809,8810)	0407 - 10	
1C12	ADAPTER, OIL FILTER, ENGINE (CODE 8815)	0407 - 7	
2B11	ADAPTER,AUXILIARY DRIVE (CODE 5201) (ENGINE SERIAL NO. -700294).....	4151 - 2	
2B15	ADAPTER,AUXILIARY DRIVE (CODE 5201) (ENGINE SERIAL NO. 720812-742889)	4151 - 6	
2B17	ADAPTER,AUXILIARY DRIVE (CODE 5201) (ENGINE SERIAL NO. 742890-)	4151 - 8	
2B13	ADAPTER,AUXILIARY DRIVE (CODE 5201) (ENGINE SERIAL NO.700295-720811).....	4151 - 4	
2B19	ADAPTER,AUXILIARY DRIVE (CODE 5202) (ENGINE SERIAL NO. -700294).....	4151 - 10	
2B21	ADAPTER,AUXILIARY DRIVE (CODE 5202) (ENGINE SERIAL NO. 700295-742889)	4151 - 12	
2B23	ADAPTER,AUXILIARY DRIVE (CODE 5202) (ENGINE SERIAL NO. 742890-)	4151 - 14	
2C3	ADAPTER,AUXILIARY DRIVE,OFFSET (CODE 5203)	4151 - 18	
2C5	ADAPTER,AUXILIARY DRIVE,OFFSET (CODE 5203)	4151 - 20	
2C1	ADAPTER,AUXILIARY DRIVE,OFFSET (CODE 5203) (ENGINE SERIAL NO.-XXXXXX).....	4151 - 16	
2C7	ADAPTER,AUXILIARY DRIVE,OFFSET (CODE 5203,5213).....	4151 - 22	
2C10	ADAPTER,AUXILIARY DRIVE,OFFSET (CODE 5205)	4151 - 26	
2C12	ADAPTER,AUXILIARY DRIVE,OFFSET (CODE 5205)	4151 - 28	
2C14	ADAPTER,AUXILIARY DRIVE,OFFSET (CODE 5205)	4151 - 30	
2C16	ADAPTER,AUXILIARY DRIVE,OFFSET (CODE 5205)	4151 - 32	
2C18	ADAPTER,AUXILIARY DRIVE,OFFSET (CODE 5206)	4151 - 34	
2C20	ADAPTER,AUXILIARY DRIVE,OFFSET (CODE 5206)	4151 - 36	
2C22	ADAPTER,AUXILIARY DRIVE,OFFSET (CODE 5206)	4151 - 38	
2C24	ADAPTER,AUXILIARY DRIVE,OFFSET (CODE 5206)	4151 - 40	
2D1	ADAPTER,AUXILIARY DRIVE,OFFSET (CODE 5215)	4151 - 42	
1F5	ADAPTER,ENGINE COOLANT (CODE 5901,5904)	0419 - 2	
1D6	ADAPTER,EXHAUST ELBOW (CODE 6401)	0410 - 1	
1G23	ADJUSTING STRAP, ALTERNATOR (CODE 6201, 6202, 6203).....	0423 - 2	
1114	AIR CLEANER RAIN CAP	0520 - 2	
1116	AIR CLEANER RAIN CAP	0520 - 4	
1118	AIR CLEANER RAIN CAP	0520 - 6	
1114	AIR CLEANER, DUAL STAGE	0520 - 2	
1116	AIR CLEANER, DUAL STAGE	0520 - 4	
1118	AIR CLEANER, DUAL STAGE	0520 - 6	
1113	AIR CLEANER, SINGLE STAGE.....	0520 - 1	
1J19	AIR COMPRESSOR	2200 - 1	
1J24	AIR COMPRESSOR COOLANT LINE (MIDLAND).....	2200 - 4	
1K1	AIR COMPRESSOR COOLANT LINE (MIDLAND).....	2200 - 5A	
1J20	AIR COMPRESSOR DRIVE KIT (BENDIX)	2200 - 2	
1J22	AIR COMPRESSOR DRIVE KIT (BENDIX)	2200 - 3A	
1J24	AIR COMPRESSOR DRIVE KIT (MIDLAND)	2200 - 4	
1K1	AIR COMPRESSOR DRIVE KIT (MIDLAND)	2200 - 5A	
1K3	AIR COMPRESSOR DRIVE KIT (MIDLAND)	2200 - 6	
1J20	AIR COMPRESSOR GEAR (BENDIX)	2200 - 2	
1J22	AIR COMPRESSOR GEAR (BENDIX)	2200 - 3A	
1J24	AIR COMPRESSOR GEAR (MIDLAND)	2200 - 4	
1K1	AIR COMPRESSOR GEAR (MIDLAND)	2200 - 5A	
1K3	AIR COMPRESSOR GEAR (MIDLAND)	2200 - 6	
1J24	AIR COMPRESSOR LUBE LINE (MIDLAND).....	2200 - 4	
1K1	AIR COMPRESSOR LUBE LINE (MIDLAND).....	2200 - 5A	
1J20	AIR COMPRESSOR SUPPORT BRACKET (BENDIX).....	2200 - 2	
1J22	AIR COMPRESSOR SUPPORT BRACKET (BENDIX).....	2200 - 3A	
1J16	AIR CONDITIONING COMPRESSOR BRACKET (CODE 7402)	1832 - 2	
1114	AIR FILTER ELEMENTS	0520 - 2	
1116	AIR FILTER ELEMENTS	0520 - 4	
1118	AIR FILTER ELEMENTS	0520 - 6	
1J12	AIR HEATER	1672 - 10	
1J12	AIR HEATER SWITCH.....	1672 - 10	
1E14	AIR INLET.....	0414 - 2	
1E14	AIR INLET HOSE	0414 - 2	
1E14	AIR INTAKE	0414 - 2	
114	AIR INTAKE HEATER (CODE 4303)	0505 - 2	
1J8	ALTERNATOR (CODE 3101).....	1672 - 6	
1J5	ALTERNATOR (CODE 3104,3107,3108,3109)	1672 - 2	
1J7	ALTERNATOR (CODE 3111).....	1672 - 4	
1G23	ALTERNATOR ADJUSTING STRAP (CODE 6201, 6202, 6203).....	0423 - 2	
1J7	ALTERNATOR ATTACHING PARTS (CODE 3111).....	1672 - 4	
1G25	ALTERNATOR BRACKET MANUAL TENSIONER (CODE 6212, 6211, 8711).....	0423 - 4	
1J7	ALTERNATOR CAPACITOR (CODE 3111)	1672 - 4	
1H4	ALTERNATOR DRIVE BELT TENSIONER (CODE 8712)	0429 - 3A	
1J7	ALTERNATOR FAN (CODE 3111)	1672 - 4	
1J8	ALTERNATOR HARDWARE (CODE 3101)	1672 - 6	
1J8	ALTERNATOR HARNESS (CODE 3101)	1672 - 6	
1J5	ALTERNATOR HARNESS (CODE 3104,3107, 3108,3109)	1672 - 2	
1G23	ALTERNATOR MOUNTING BRACKETS (CODE 6201, 6202, 6203).....	0423 - 2	
1J7	ALTERNATOR PULLEY (CODE 3111)	1672 - 4	
1J5	ALTERNATOR REGULATOR (CODE 3104,3107, 3108,3109)	1672 - 2	
1J10	AMMETER GAUGE	1672 - 8	
1J10	AMMETER,GAUGE	1672 - 8	
1B16	ARMS, ROCKER (CODE 4901).....	0402 - 4	
1J7	ATTACHING PARTS, ALTERNATOR (CODE 3111)	1672 - 4	
2B11	AUXILIARY DRIVE ADAPTER (CODE 5201) (ENGINE SERIAL NO. -700294).....	4151 - 2	
2B15	AUXILIARY DRIVE ADAPTER (CODE 5201) (ENGINE SERIAL NO. 720812-742889)	4151 - 6	
2B17	AUXILIARY DRIVE ADAPTER (CODE 5201) (ENGINE SERIAL NO. 742890-)	4151 - 8	
2B13	AUXILIARY DRIVE ADAPTER (CODE 5201) (ENGINE SERIAL NO.700295-720811).....	4151 - 4	
2B19	AUXILIARY DRIVE ADAPTER (CODE 5202) (ENGINE SERIAL NO. -700294).....	4151 - 10	

ALPHABETICAL INDEX - CONTINUED

<i>GRID</i>	<i>PAGE</i>	<i>GRID</i>	<i>PAGE</i>
2B21	AUXILIARY DRIVE ADAPTER (CODE 5202) (ENGINE SERIAL NO. 700295-742889)	2C10	AUXILIARY DRIVE ADAPTER COVER, OFFSET (CODE 5205)
	4151 - 12		4151 - 26
2B23	AUXILIARY DRIVE ADAPTER (CODE 5202) (ENGINE SERIAL NO. 742890-)	2C12	AUXILIARY DRIVE ADAPTER COVER, OFFSET (CODE 5205)
	4151 - 14		4151 - 28
2B17	AUXILIARY DRIVE ADAPTER BEARING (CODE 5201) (ENGINE SERIAL NO.742890-).....	2C14	AUXILIARY DRIVE ADAPTER COVER, OFFSET (CODE 5205)
	4151 - 8		4151 - 30
2B13	AUXILIARY DRIVE ADAPTER BEARING (CODE 5201)(ENG SER NO.700295-720811)	2C16	AUXILIARY DRIVE ADAPTER COVER, OFFSET (CODE 5205)
	4151 - 4		4151 - 32
2B15	AUXILIARY DRIVE ADAPTER BEARING (CODE 5201)(ENG SER NO.720812-742889)	2C18	AUXILIARY DRIVE ADAPTER COVER, OFFSET (CODE 5206)
	4151 - 6		4151 - 34
2B11	AUXILIARY DRIVE ADAPTER BEARING (CODE 5201)(ENGINE SERIAL NO.-700294)	2C20	AUXILIARY DRIVE ADAPTER COVER, OFFSET (CODE 5206)
	4151 - 2		4151 - 36
2B19	AUXILIARY DRIVE ADAPTER BEARING (CODE 5202) (ENGINE SERIAL NO.-700294).....	2C22	AUXILIARY DRIVE ADAPTER COVER, OFFSET (CODE 5206)
	4151 - 10		4151 - 38
2B23	AUXILIARY DRIVE ADAPTER BEARING (CODE 5202) (ENGINE SERIAL NO.742890-).....	2C24	AUXILIARY DRIVE ADAPTER COVER, OFFSET (CODE 5206)
	4151 - 14		4151 - 40
2B21	AUXILIARY DRIVE ADAPTER BEARING (CODE 5202)(ENG SER NO.700295-742889)	2D1	AUXILIARY DRIVE ADAPTER COVER, OFFSET (CODE 5215)
	4151 - 12		4151 - 42
2C3	AUXILIARY DRIVE ADAPTER BEARING, OFFSET (CODE 5203)	2B17	AUXILIARY DRIVE ADAPTER GASKET (CODE 5201) (ENGINE SERIAL NO.742890-).....
	4151 - 18		4151 - 8
2C5	AUXILIARY DRIVE ADAPTER BEARING, OFFSET (CODE 5203)	2B15	AUXILIARY DRIVE ADAPTER GASKET (CODE 5201)(ENG SER NO.720812-742889)
	4151 - 20		4151 - 6
2C1	AUXILIARY DRIVE ADAPTER BEARING, OFFSET (CODE 5203) (ENGINE SERIAL NO.-XXXXXX).....	2B11	AUXILIARY DRIVE ADAPTER GASKET (CODE 5201)(ENGINE SERIAL NO.-700294)
	4151 - 16		4151 - 2
2C7	AUXILIARY DRIVE ADAPTER BEARING, OFFSET (CODE 5203,5213).....	2B19	AUXILIARY DRIVE ADAPTER GASKET (CODE 5202) (ENGINE SERIAL NO.-700294).....
	4151 - 22		4151 - 10
2C10	AUXILIARY DRIVE ADAPTER BEARING, OFFSET (CODE 5205)	2B23	AUXILIARY DRIVE ADAPTER GASKET (CODE 5202) (ENGINE SERIAL NO.742890-).....
	4151 - 26		4151 - 14
2C12	AUXILIARY DRIVE ADAPTER BEARING, OFFSET (CODE 5205)	2B21	AUXILIARY DRIVE ADAPTER GASKET (CODE 5202)(ENG SER NO.700295-742889)
	4151 - 28		4151 - 12
2C14	AUXILIARY DRIVE ADAPTER BEARING, OFFSET (CODE 5205)	2B13	AUXILIARY DRIVE ADAPTER GASKET(CODE 5201 (ENGINE SERIAL NO.700295-720811).....
	4151 - 30		4151 - 4
2C16	AUXILIARY DRIVE ADAPTER BEARING, OFFSET (CODE 5205)	2C3	AUXILIARY DRIVE ADAPTER GASKET, OFFSET (CODE 5203)
	4151 - 32		4151 - 18
2C18	AUXILIARY DRIVE ADAPTER BEARING, OFFSET (CODE 5206)	2C5	AUXILIARY DRIVE ADAPTER GASKET, OFFSET (CODE 5203)
	4151 - 34		4151 - 20
2C20	AUXILIARY DRIVE ADAPTER BEARING, OFFSET (CODE 5206)	2C1	AUXILIARY DRIVE ADAPTER GASKET, OFFSET (CODE 5203) (ENGINE SERIAL NO.-XXXXXX).....
	4151 - 36		4151 - 16
2C22	AUXILIARY DRIVE ADAPTER BEARING, OFFSET (CODE 5206)	2C7	AUXILIARY DRIVE ADAPTER GASKET, OFFSET (CODE 5203,5213).....
	4151 - 38		4151 - 22
2C24	AUXILIARY DRIVE ADAPTER BEARING, OFFSET (CODE 5206)	2C10	AUXILIARY DRIVE ADAPTER GASKET, OFFSET (CODE 5205)
	4151 - 40		4151 - 26
2D1	AUXILIARY DRIVE ADAPTER BEARING, OFFSET (CODE 5215)	2C12	AUXILIARY DRIVE ADAPTER GASKET, OFFSET (CODE 5205)
	4151 - 42		4151 - 28
2B17	AUXILIARY DRIVE ADAPTER COVER (CODE 5201) (ENGINE SERIAL NO.742890-).....	2C14	AUXILIARY DRIVE ADAPTER GASKET, OFFSET (CODE 5205)
	4151 - 8		4151 - 30
2B15	AUXILIARY DRIVE ADAPTER COVER (CODE 5201)(ENG SER NO.720812-742889)	2C16	AUXILIARY DRIVE ADAPTER GASKET, OFFSET (CODE 5205)
	4151 - 6		4151 - 32
2B11	AUXILIARY DRIVE ADAPTER COVER (CODE 5201)(ENGINE SERIAL NO.-700294)	2C18	AUXILIARY DRIVE ADAPTER GASKET, OFFSET (CODE 5206)
	4151 - 2		4151 - 34
2B19	AUXILIARY DRIVE ADAPTER COVER (CODE 5202) (ENGINE SERIAL NO.-700294).....	2C20	AUXILIARY DRIVE ADAPTER GASKET, OFFSET (CODE 5206)
	4151 - 10		4151 - 36
2B23	AUXILIARY DRIVE ADAPTER COVER (CODE 5202) (ENGINE SERIAL NO.742890-).....	2C22	AUXILIARY DRIVE ADAPTER GASKET, OFFSET (CODE 5206)
	4151 - 14		4151 - 38
2B21	AUXILIARY DRIVE ADAPTER COVER (CODE 5202)(ENG SER NO.700295-742889)	2C24	AUXILIARY DRIVE ADAPTER GASKET, OFFSET (CODE 5206)
	4151 - 12		4151 - 40
2B13	AUXILIARY DRIVE ADAPTER COVER(CODE 5201) (ENGINE SERIAL NO.700295-720811).....	2D1	AUXILIARY DRIVE ADAPTER GASKET, OFFSET (CODE 5215)
	4151 - 4		4151 - 42
2C3	AUXILIARY DRIVE ADAPTER COVER, OFFSET (CODE 5203)	2B17	AUXILIARY DRIVE ADAPTER GEAR (CODE 5201) (ENGINE SERIAL NO.742890-).....
	4151 - 18		4151 - 8
2C5	AUXILIARY DRIVE ADAPTER COVER, OFFSET (CODE 5203)	2B13	AUXILIARY DRIVE ADAPTER GEAR (CODE 5201)(ENG SER NO.700295-720811)
	4151 - 20		4151 - 4
2C1	AUXILIARY DRIVE ADAPTER COVER, OFFSET (CODE 5203) (ENGINE SERIAL NO.-XXXXXX).....	2B15	AUXILIARY DRIVE ADAPTER GEAR (CODE 5201)(ENG SER NO.720812-742889)
	4151 - 16		4151 - 6
2C7	AUXILIARY DRIVE ADAPTER COVER, OFFSET (CODE 5203,5213).....	2B11	AUXILIARY DRIVE ADAPTER GEAR (CODE 5201)(ENGINE SERIAL NO.-700294)
	4151 - 22		4151 - 2

ALPHABETICAL INDEX - CONTINUED

<i>GRID</i>	<i>PAGE</i>	<i>GRID</i>	<i>PAGE</i>		
2B19	AUXILIARY DRIVE ADAPTER GEAR (CODE 5202) (ENGINE SERIAL NO.-700294).....	4151 - 10	2C22	AUXILIARY DRIVE ADAPTER HOUSING, OFFSET (CODE 5206)	4151 - 38
2B23	AUXILIARY DRIVE ADAPTER GEAR (CODE 5202) (ENGINE SERIAL NO.742890-).....	4151 - 14	2C24	AUXILIARY DRIVE ADAPTER HOUSING, OFFSET (CODE 5206)	4151 - 40
2B21	AUXILIARY DRIVE ADAPTER GEAR (CODE 5202)(ENG SER NO.700295-742889)	4151 - 12	2D1	AUXILIARY DRIVE ADAPTER HOUSING, OFFSET (CODE 5215)	4151 - 42
2C3	AUXILIARY DRIVE ADAPTER GEAR, OFFSET (CODE 5203)	4151 - 18	2B17	AUXILIARY DRIVE ADAPTER KIT (CODE 5201) (ENGINE SERIAL NO.742890-).....	4151 - 8
2C5	AUXILIARY DRIVE ADAPTER GEAR, OFFSET (CODE 5203)	4151 - 20	2B15	AUXILIARY DRIVE ADAPTER KIT (CODE 5201)(ENG SER NO.720812-742889)	4151 - 6
2C1	AUXILIARY DRIVE ADAPTER GEAR, OFFSET (CODE 5203) (ENGINE SERIAL NO.-XXXXXX).....	4151 - 16	2B23	AUXILIARY DRIVE ADAPTER KIT (CODE 5202) (ENGINE SERIAL NO.742890-).....	4151 - 14
2C7	AUXILIARY DRIVE ADAPTER GEAR, OFFSET (CODE 5203,5213).....	4151 - 22	2B21	AUXILIARY DRIVE ADAPTER KIT (CODE 5202)(ENG SER NO.700295-742889)	4151 - 12
2C10	AUXILIARY DRIVE ADAPTER GEAR, OFFSET (CODE 5205)	4151 - 26	2C5	AUXILIARY DRIVE ADAPTER KIT, OFFSET (CODE 5203)	4151 - 20
2C12	AUXILIARY DRIVE ADAPTER GEAR, OFFSET (CODE 5205)	4151 - 28	2C7	AUXILIARY DRIVE ADAPTER KIT, OFFSET (CODE 5203,5213).....	4151 - 22
2C14	AUXILIARY DRIVE ADAPTER GEAR, OFFSET (CODE 5205)	4151 - 30	2B17	AUXILIARY DRIVE ADAPTER LUBE LINE (CODE 5201) (ENGINE SERIAL NO.742890-).....	4151 - 8
2C16	AUXILIARY DRIVE ADAPTER GEAR, OFFSET (CODE 5205)	4151 - 32	2B13	AUXILIARY DRIVE ADAPTER LUBE LINE (CODE 5201)(ENG SER NO.700295-720811)	4151 - 4
2C18	AUXILIARY DRIVE ADAPTER GEAR, OFFSET (CODE 5206)	4151 - 34	2B15	AUXILIARY DRIVE ADAPTER LUBE LINE (CODE 5201)(ENG SER NO.720812-742889)	4151 - 6
2C20	AUXILIARY DRIVE ADAPTER GEAR, OFFSET (CODE 5206)	4151 - 36	2B11	AUXILIARY DRIVE ADAPTER LUBE LINE (CODE 5201)(ENGINE SERIAL NO.-700294)	4151 - 2
2C22	AUXILIARY DRIVE ADAPTER GEAR, OFFSET (CODE 5206)	4151 - 38	2B19	AUXILIARY DRIVE ADAPTER LUBE LINE (CODE 5202) (ENGINE SERIAL NO.-700294).....	4151 - 10
2C24	AUXILIARY DRIVE ADAPTER GEAR, OFFSET (CODE 5206)	4151 - 40	2B23	AUXILIARY DRIVE ADAPTER LUBE LINE (CODE 5202) (ENGINE SERIAL NO.742890-).....	4151 - 14
2D1	AUXILIARY DRIVE ADAPTER GEAR, OFFSET (CODE 5215)	4151 - 42	2B21	AUXILIARY DRIVE ADAPTER LUBE LINE (CODE 5202)(ENG SER NO.700295-742889)	4151 - 12
2B17	AUXILIARY DRIVE ADAPTER HOUSING (CODE 5201) (ENGINE SERIAL NO.742890-).....	4151 - 8	2C3	AUXILIARY DRIVE ADAPTER LUBE LINE,OFFSET (CODE 5203)	4151 - 18
2B13	AUXILIARY DRIVE ADAPTER HOUSING (CODE 5201)(ENG SER NO.700295-720811)	4151 - 4	2C5	AUXILIARY DRIVE ADAPTER LUBE LINE,OFFSET (CODE 5203)	4151 - 20
2B15	AUXILIARY DRIVE ADAPTER HOUSING (CODE 5201)(ENG SER NO.720812-742889)	4151 - 6	2C1	AUXILIARY DRIVE ADAPTER LUBE LINE,OFFSET (CODE 5203) (ENGINE SERIAL NO.-XXXXXX).....	4151 - 16
2B11	AUXILIARY DRIVE ADAPTER HOUSING (CODE 5201)(ENGINE SERIAL NO.-700294)	4151 - 2	2C7	AUXILIARY DRIVE ADAPTER LUBE LINE,OFFSET (CODE 5203,5213).....	4151 - 22
2B19	AUXILIARY DRIVE ADAPTER HOUSING (CODE 5202) (ENGINE SERIAL NO.-700294).....	4151 - 10	2C10	AUXILIARY DRIVE ADAPTER LUBE LINE,OFFSET (CODE 5205)	4151 - 26
2B23	AUXILIARY DRIVE ADAPTER HOUSING (CODE 5202) (ENGINE SERIAL NO.742890-).....	4151 - 14	2C12	AUXILIARY DRIVE ADAPTER LUBE LINE,OFFSET (CODE 5205)	4151 - 28
2B21	AUXILIARY DRIVE ADAPTER HOUSING (CODE 5202)(ENG SER NO.700295-742889)	4151 - 12	2C14	AUXILIARY DRIVE ADAPTER LUBE LINE,OFFSET (CODE 5205)	4151 - 30
2C3	AUXILIARY DRIVE ADAPTER HOUSING, OFFSET (CODE 5203)	4151 - 18	2C16	AUXILIARY DRIVE ADAPTER LUBE LINE,OFFSET (CODE 5205)	4151 - 32
2C5	AUXILIARY DRIVE ADAPTER HOUSING, OFFSET (CODE 5203)	4151 - 20	2C18	AUXILIARY DRIVE ADAPTER LUBE LINE,OFFSET (CODE 5206)	4151 - 34
2C1	AUXILIARY DRIVE ADAPTER HOUSING, OFFSET (CODE 5203) (ENGINE SERIAL NO.-XXXXXX).....	4151 - 16	2C20	AUXILIARY DRIVE ADAPTER LUBE LINE,OFFSET (CODE 5206)	4151 - 36
2C7	AUXILIARY DRIVE ADAPTER HOUSING, OFFSET (CODE 5203,5213).....	4151 - 22	2C22	AUXILIARY DRIVE ADAPTER LUBE LINE,OFFSET (CODE 5206)	4151 - 38
2C10	AUXILIARY DRIVE ADAPTER HOUSING, OFFSET (CODE 5205)	4151 - 26	2C24	AUXILIARY DRIVE ADAPTER LUBE LINE,OFFSET (CODE 5206)	4151 - 40
2C12	AUXILIARY DRIVE ADAPTER HOUSING, OFFSET (CODE 5205)	4151 - 28	2D1	AUXILIARY DRIVE ADAPTER LUBE LINE,OFFSET (CODE 5215)	4151 - 42
2C14	AUXILIARY DRIVE ADAPTER HOUSING, OFFSET (CODE 5205)	4151 - 30	2B17	AUXILIARY DRIVE ADAPTER SHAFT (CODE 5201) (ENGINE SERIAL NO.742890-).....	4151 - 8
2C16	AUXILIARY DRIVE ADAPTER HOUSING, OFFSET (CODE 5205)	4151 - 32	2B13	AUXILIARY DRIVE ADAPTER SHAFT (CODE 5201)(ENG SER NO.700295-720811)	4151 - 4
2C18	AUXILIARY DRIVE ADAPTER HOUSING, OFFSET (CODE 5206)	4151 - 34	2B15	AUXILIARY DRIVE ADAPTER SHAFT (CODE 5201)(ENG SER NO.720812-742889)	4151 - 6
2C20	AUXILIARY DRIVE ADAPTER HOUSING, OFFSET (CODE 5206)	4151 - 36	2B11	AUXILIARY DRIVE ADAPTER SHAFT (CODE 5201)(ENGINE SERIAL NO.-700294)	4151 - 2

ALPHABETICAL INDEX - CONTINUED

GRID	PAGE	GRID	PAGE
2B19	AUXILIARY DRIVE ADAPTER SHAFT (CODE 5202) (ENGINE SERIAL NO.-700294).....	2D1	AUXILIARY DRIVE ADAPTER, OFFSET (CODE 5215)
	4151 - 10		4151 - 42
2B23	AUXILIARY DRIVE ADAPTER SHAFT (CODE 5202) (ENGINE SERIAL NO.742890-).....	2C9	AUXILIARY DRIVE COVER (CODE 5204)
	4151 - 14	2C3	AUXILIARY DRIVE SUPPORT BRACKET, OFFSET (CODE 5203)
2B21	AUXILIARY DRIVE ADAPTER SHAFT (CODE 5202)(ENG SER NO.700295-742889)		4151 - 18
	4151 - 12	2C5	AUXILIARY DRIVE SUPPORT BRACKET, OFFSET (CODE 5203)
2C3	AUXILIARY DRIVE ADAPTER SHAFT, OFFSET (CODE 5203)		4151 - 20
	4151 - 18	2C7	AUXILIARY DRIVE SUPPORT BRACKET, OFFSET (CODE 5203,5213).....
2C5	AUXILIARY DRIVE ADAPTER SHAFT, OFFSET (CODE 5203)		4151 - 22
	4151 - 20		
2C1	AUXILIARY DRIVE ADAPTER SHAFT, OFFSET (CODE 5203) (ENGINE SERIAL NO.-XXXXXX).....		B
	4151 - 16	1E18	BALANCER, ENGINE SHAFT (CODE 4501,4502)
2C7	AUXILIARY DRIVE ADAPTER SHAFT, OFFSET (CODE 5203,5213).....		0415 - 2
	4151 - 22	2B17	BEARING, AUXILIARY DRIVE ADAPTER (CODE 5201) (ENGINE SERIAL NO.742890-).....
2C10	AUXILIARY DRIVE ADAPTER SHAFT, OFFSET (CODE 5205)		4151 - 8
	4151 - 26	2B13	BEARING, AUXILIARY DRIVE ADAPTER (CODE 5201)(ENG SER NO.700295-720811)
2C12	AUXILIARY DRIVE ADAPTER SHAFT, OFFSET (CODE 5205)		4151 - 4
	4151 - 28	2B15	BEARING, AUXILIARY DRIVE ADAPTER (CODE 5201)(ENG SER NO.720812-742889)
2C14	AUXILIARY DRIVE ADAPTER SHAFT, OFFSET (CODE 5205)		4151 - 6
	4151 - 30	2B11	BEARING, AUXILIARY DRIVE ADAPTER (CODE 5201)(ENGINE SERIAL NO.-700294)
2C16	AUXILIARY DRIVE ADAPTER SHAFT, OFFSET (CODE 5205)		4151 - 2
	4151 - 32	2B19	BEARING, AUXILIARY DRIVE ADAPTER (CODE 5202) (ENGINE SERIAL NO.-700294).....
2C18	AUXILIARY DRIVE ADAPTER SHAFT, OFFSET (CODE 5206)		4151 - 10
	4151 - 34	2B23	BEARING, AUXILIARY DRIVE ADAPTER (CODE 5202) (ENGINE SERIAL NO.742890-).....
2C20	AUXILIARY DRIVE ADAPTER SHAFT, OFFSET (CODE 5206)		4151 - 14
	4151 - 36	2B21	BEARING, AUXILIARY DRIVE ADAPTER (CODE 5202)(ENG SER NO.700295-742889)
2C22	AUXILIARY DRIVE ADAPTER SHAFT, OFFSET (CODE 5206)		4151 - 12
	4151 - 38	2C1	BEARING, AUXILIARY DRIVE ADAPTER,OFFSET (CODE 5203) (ENGINE SERIAL NO.-XXXXXX).....
2C24	AUXILIARY DRIVE ADAPTER SHAFT, OFFSET (CODE 5206)		4151 - 16
	4151 - 40	2C7	BEARING, AUXILIARY DRIVE ADAPTER,OFFSET (CODE 5203,5213).....
2D1	AUXILIARY DRIVE ADAPTER SHAFT, OFFSET (CODE 5215)		4151 - 22
	4151 - 42	2C10	BEARING, AUXILIARY DRIVE ADAPTER,OFFSET (CODE 5205)
2C12	AUXILIARY DRIVE ADAPTER SUPPORT BRACKET (CODE 5205)		4151 - 26
	4151 - 28	2C12	BEARING, AUXILIARY DRIVE ADAPTER,OFFSET (CODE 5205)
2C14	AUXILIARY DRIVE ADAPTER SUPPORT BRACKET (CODE 5205)		4151 - 28
	4151 - 30	2C14	BEARING, AUXILIARY DRIVE ADAPTER,OFFSET (CODE 5205)
2C16	AUXILIARY DRIVE ADAPTER SUPPORT BRACKET (CODE 5205)		4151 - 30
	4151 - 32	2C16	BEARING, AUXILIARY DRIVE ADAPTER,OFFSET (CODE 5205)
2C22	AUXILIARY DRIVE ADAPTER SUPPORT BRACKET (CODE 5206)		4151 - 32
	4151 - 38	2C18	BEARING, AUXILIARY DRIVE ADAPTER,OFFSET (CODE 5206)
2C24	AUXILIARY DRIVE ADAPTER SUPPORT BRACKET (CODE 5206)		4151 - 34
	4151 - 40	2C20	BEARING, AUXILIARY DRIVE ADAPTER,OFFSET (CODE 5206)
2C3	AUXILIARY DRIVE ADAPTER, OFFSET (CODE 5203)		4151 - 36
	4151 - 18	2C22	BEARING, AUXILIARY DRIVE ADAPTER,OFFSET (CODE 5206)
2C5	AUXILIARY DRIVE ADAPTER, OFFSET (CODE 5203)		4151 - 38
	4151 - 20	2C24	BEARING, AUXILIARY DRIVE ADAPTER,OFFSET (CODE 5206)
2C1	AUXILIARY DRIVE ADAPTER, OFFSET (CODE 5203) (ENGINE SERIAL NO.-XXXXXX).....		4151 - 40
	4151 - 16	2D1	BEARING, AUXILIARY DRIVE ADAPTER,OFFSET (CODE 5215)
2C7	AUXILIARY DRIVE ADAPTER, OFFSET (CODE 5203,5213).....		4151 - 42
	4151 - 22	2C3	BEARING,AUXILIARY DRIVE ADAPTER,OFFSET (CODE 5203)
2C10	AUXILIARY DRIVE ADAPTER, OFFSET (CODE 5205)		4151 - 18
	4151 - 26	2C5	BEARING,AUXILIARY DRIVE ADAPTER,OFFSET (CODE 5203)
2C12	AUXILIARY DRIVE ADAPTER, OFFSET (CODE 5205)		4151 - 20
	4151 - 28	1B11	BEARINGS, MAIN (CODE 4701).....
2C14	AUXILIARY DRIVE ADAPTER, OFFSET (CODE 5205)		0401 - 2
	4151 - 30	1B12	BEARINGS, MAIN (CODE 4701).....
2C16	AUXILIARY DRIVE ADAPTER, OFFSET (CODE 5205)		0401 - 3
	4151 - 32	1B21	BEARINGS,C0NNECTING ROD (CODE 4801, 4803 4809).....
2C18	AUXILIARY DRIVE ADAPTER, OFFSET (CODE 5206)		0403 - 2
	4151 - 34	1H2	BELT IDLER TENSIONER (CODE 8701, 8702).....
2C20	AUXILIARY DRIVE ADAPTER, OFFSET (CODE 5206)		0429 - 2
	4151 - 36	1H5	BELTS, FAN (CODE 2404 THRU 2416, 2420 THRU 2482)
2C22	AUXILIARY DRIVE ADAPTER, OFFSET (CODE 5206)		0429 - 4
	4151 - 38	1H7	BELTS, FAN (CODE 2424 THRU 2446, 2417 AND 2419)
2C24	AUXILIARY DRIVE ADAPTER, OFFSET (CODE 5206)		0429 - 6
	4151 - 40	1B24	BLOCK, CYLINDER (CODE 4601, 4602)
		1G25	BRACKET, ALTERNATOR, MANUAL TENSIONER (CODE 6212, 6211, 8711).....
			0404 - 4
			0423 - 4

ALPHABETICAL INDEX - CONTINUED

GRID	PAGE	GRID	PAGE		
2C12	BRACKET, AUXILIARY DRIVE ADAPTER SUPPORT (CODE 5205)	4151 - 28	1D21	CODE 16BG FUEL INJ 12V STANADYNE (ESN 734815-)	0413 - 16
2C14	BRACKET, AUXILIARY DRIVE ADAPTER SUPPORT (CODE 5205)	4151 - 30	1D21	CODE 16BH FUEL INJ 12V STANADYNE (ESN 734815-)	0413 - 16
2C16	BRACKET, AUXILIARY DRIVE ADAPTER SUPPORT (CODE 5205)	4151 - 32	1D21	CODE 16BJ FUEL INJ 12V STANADYNE	0413 - 16
2C22	BRACKET, AUXILIARY DRIVE ADAPTER SUPPORT (CODE 5206)	4151 - 38	1D21	CODE 16CE FUEL INJ 12V STANADYNE	0413 - 16
2C24	BRACKET, AUXILIARY DRIVE ADAPTER SUPPORT (CODE 5206)	4151 - 40	1D21	CODE 16CL FUEL INJ 12V STANADYNE	0413 - 16
2C7	BRACKET, OFFSET AUXILIARY DRIVE SUPPORT (CODE 5203,5213)	4151 - 22	1D21	CODE 16CM FUEL INJ 12V STANADYNE	0413 - 16
1I5	BRACKET, STARTING AID	0505 - 4	1D21	CODE 16CV FUEL INJ 12V STANADYNE	0413 - 16
1H2	BRACKET, TENSIONER (CODE 8601 THRU 8612)	0429 - 2	1D21	CODE 16DL FUEL INJ 12V STANADYNE (ESN XXXXXX-)	0413 - 16
1J20	BRACKET,AIR COMPRESSOR SUPPORT (BENDIX)	2200 - 2	1E1	CODE 16GLFUEL INJ 12V STANADYNE	0413 - 19A
1J22	BRACKET,AIR COMPRESSOR SUPPORT (BENDIX)	2200 - 3A	1D21	CODE 16HJ FUEL INJ 12V STANADYNE	0413 - 16
1J16	BRACKET,AIR CONDITIONING COMPRESSOR (CODE 7402)	1832 - 2	1D21	CODE 16HK FUEL INJ 12V STANADYNE	0413 - 16
2C3	BRACKET,AUXILIARY DRIVE SUPPORT,OFFSET (CODE 5203)	4151 - 18	1D21	CODE 16HV FUEL INJ 12V STANADYNE	0413 - 16
2C5	BRACKET,AUXILIARY DRIVE SUPPORT,OFFSET (CODE 5203)	4151 - 20	1E1	CODE 16LM FUEL INJ 12V STANADYNE	0413 - 19A
1H4	BRACKET,DRIVE BELT TENSIONER (CODE 8712)	0429 - 3A	1D21	CODE 16LN FUEL INJ 12V STANADYNE	0413 - 16
1F9	BRACKET,FUEL FILTER (CODE 3519, 3520,3534,3535)	0420 - 4	1D21	CODE 16LP FUEL INJ 12V STANADYNE	0413 - 16
1F11	BRACKET,FUEL FILTER (CODE 3528)	0420 - 6	1D21	CODE 16LQ FUEL INJ 12V STANADYNE	0413 - 16
1I11	BRACKET,RADIATOR	0510 - 6	1D21	CODE 16QB FUEL INJ 12V STANADYNE (ESN 717832-)	0413 - 16
1G23	BRACKETS, ALTERNATOR MOUNTING (CODE 6201, 6202, 6203)	0423 - 2	1D13	CODE 160C FUEL INJ 24V LUCAS (ESN 707059-)	0413 - 6
C					
1B13	CAMSHAFT (CODE 4601, 4602)	0402 - 1	1E10	CODE 160C FUEL PUMP ANEROID FUEL LINE	0413 - 27
1B13	CAMSHAFT GEAR (CODE 4601, 4602)	0402 - 1	1E11	CODE 160C FUEL PUMP ANEROID FUEL LINE	0413 - 28
1B24	CAP,MAIN BEARING (CODE 4601, 4602)	0404 - 4	1E10	CODE 160D FUEL PUMP ANEROID FUEL LINE	0413 - 27
1I7	CAP,RADIATOR	0510 - 1	1E11	CODE 160D FUEL PUMP ANEROID FUEL LINE	0413 - 28
1J7	CAPACITOR, ALTERNATOR (CODE 3111)	1672 - 4	1D21	CODE 160R FUEL INJ 12V STANADYNE	0413 - 16
1I14	CLEANER, AIR DUAL STAGE	0520 - 2	1D19	CODE 1601 FUEL INJ 12V STANADYNE (ESN -717811)	0413 - 14
1I16	CLEANER, AIR DUAL STAGE	0520 - 4	1D21	CODE 1601 FUEL INJ 12V STANADYNE (ESN 717812-)	0413 - 16
1I18	CLEANER, AIR DUAL STAGE	0520 - 6	1D13	CODE 1602 FUEL INJ 12V LUCAS (ESN 707036-734814)	0413 - 6
1I13	CLEANER, AIR SINGLE STAGE	0520 - 1	1D15	CODE 1602 FUEL INJ 12V LUCAS (W/O TURBO) (ESN -707035)	0413 - 8
1B14	CODE 1101 ROCKER ARM COVER	0402 - 2	1D19	CODE 1603 FUEL INJ 12V STANADYNE (ESN -717811)	0413 - 14
1B14	CODE 1103 ROCKER ARM COVER	0402 - 2	1D21	CODE 1603 FUEL INJ 12V STANADYNE (ESN 717812-)	0413 - 16
1B14	CODE 1107 ROCKER ARM COVER	0402 - 2	1D13	CODE 1605 FUEL INJ 12V LUCAS (ESN 707059-735231)	0413 - 6
1C4	CODE 1210, LEFT SIDE STANDARD SERVICE WI TH LEFT SIDE OIL FILTER	0407 - 1A	1D21	CODE 1605 FUEL INJ 12V STANADYNE (ESN 735232-)	0413 - 16
1C4	CODE 1211, LEFT SIDE SERVICE(WITH SPACER)AND LEFT SIDE OIL FILTER	0407 - 1A	1D11	CODE 1605 FUEL INJECTION SYSTEM 12V LUCAS (ESN -707058)	0413 - 4
1C4	CODE 1212, RT. SIDE STANDARD SERVICEWIT H LEFT SIDE OIL FILTER	0407 - 1A	1D19	CODE 1606 FUEL INJ 12V LUCAS (ESN 707059-)	0413 - 6
1C4	CODE 1298, NO SIDE OIL FILL WITH LEFT SI DE OIL FILTER	0407 - 1A	1D11	CODE 1606 FUEL INJECTION SYSTEM 12V LUCAS (ESN -707058)	0413 - 4
1C3	CODE 1299 -NO OIL FILL	0407 - 1	1D19	CODE 1608 FUEL INJ 12V STANADYNE (ESN -717831)	0413 - 14
1H1	CODE 1301 THRU 1304 CRANKSHAFT PULLEYS	0429 - 1	1D21	CODE 1608 FUEL INJ 12V STANADYNE (ESN 717832-)	0413 - 16
1H14	CODE 1401 FLYWHEEL HOUSING	0433 - 4	1D13	CODE 1610 FUEL INJ 12V LUCAS (ESN 707059-)	0413 - 6
1H14	CODE 1402 FLYWHEEL HOUSING	0433 - 4	1E10	CODE 1610 FUEL PUMP ANEROID FUEL LINE	0413 - 27
1H16	CODE 1403 FLYWHEEL HOUSING	0433 - 6	1E11	CODE 1610 FUEL PUMP ANEROID FUEL LINE	0413 - 28
1H16	CODE 1404 FLYWHEEL HOUSING	0433 - 6	1D21	CODE 1611 FUEL INJ 12V STANADYNE (ESN 717832-)	0413 - 16
1H18	CODE 1405 FLYWHEEL HOUSING	0433 - 8	1D19	CODE 1656 FUEL INJ 12V STANADYNE (ESN -717831)	0413 - 14
1H20	CODE 1407 FLYWHEEL HOUSING	0433 - 10	1D21	CODE 1656 FUEL INJ 12V STANADYNE (ESN 717832-)	0413 - 16
1H20	CODE 1411 FLYWHEEL HOUSING	0433 - 10	1D21	CODE 1663 FUEL INJ 12V STANADYNE	0413 - 16
1H20	CODE 1420 FLYWHEEL HOUSING	0433 - 10	1E3	CODE 1667 FUEL INJ LINES 12V NIPPONDENSO	0413 - 20
1D21	CODE 16BF FUEL INJ 12V STANADYNE (ESN 742964-)	0413 - 16			

ALPHABETICAL INDEX - CONTINUED

GRID	PAGE	GRID	PAGE
1E9	CODE 1667 FUEL INJ PUMP SOLENOID SHUTOFF DENSO.....	1F1	CODE 2102 THERMOSTAT COVER
	0413-26	1F1	CODE 2104 THERMOSTAT COVER
1E5	CODE 1667 FUEL INJ 12V NIPPONDENSO	1F1	CODE 2105 THERMOSTAT COVER
	0413-22	1F1	CODE 2112 THERMOSTAT COVER
1D19	CODE 1671 FUEL INJ 12V STANADYNE (ESN -717811).....	1F3	CODE 2124 THERMOSTAT COVER
	0413-14	1F3	CODE 2125 THERMOSTAT COVER
1D21	CODE 1671 FUEL INJ 12V STANADYNE (ESN 717812-).....	1F3	CODE 2126 THERMOSTAT COVER
	0413-16	1F3	CODE 2127 THERMOSTAT COVER
1D15	CODE 1672 FUEL INJ 12V LUCAS (W/O TURBO) (ESN -707035).....	1F1	CODE 2201 THERMOSTAT.....
	0413-8	1F3	CODE 2201 THERMOSTAT.....
1D19	CODE 1673 FUEL INJ 12V STANADYNE (ESN -717811).....	1H2	CODE 2301 FAN DRIVES.....
	0413-14	1H2	CODE 2303 AND 2304 FAN DRIVES.....
1D21	CODE 1673 FUEL INJ 12V STANADYNE (ESN 717812-).....	1H11	CODE 2312 FAN DRIVE SUPPORT, HEAVY-DUTY
	0413-16	1H9	CODE 2313 FAN DRIVE SUPPORT (HEAVY-DUTY)
1D21	CODE 1674 FUEL INJ 12V STANADYNE (ESN 717812-).....	1H9	CODE 2314 FAN DRIVE SUPPORT (HEAVY-DUTY)
	0413-16	1H2	CODE 2321 FAN DRIVES.....
1D19	CODE 1674 FUEL INJ 24V STANADYNE (ESN -717811).....	1H5	CODE 24AG, AH, AJ, AL, AM, AR,
	0413-14	1H5	CODE 240A, B, C, D, E, G, J FAN BELTS
1D21	CODE 1675 FUEL INJ 12V STANADYNE (ESN 752628-).....	1H7	CODE 240H,24AK,24AM FAN BELT
	0413-16	1H5	CODE 2404 THRU 2413 FAN BELT AND PULLEY.....
1D13	CODE 1675 FUEL INJ 24V LUCAS (ESN 707059-752627).....	1H5	CODE 2415 AND 2416 FAN BELT AND PULLEY
	0413-6	1H7	CODE 2417 FAN BELT
1D11	CODE 1675 FUEL INJECTION SYSTEM 24V LUCAS (ESN -707058).....	1H7	CODE 2419 FAN BELT
	0413-4	1H5	CODE 2420 THRU 2423 FAN BELT
1D11	CODE 1676 FUEL INJECTION SYSTEM 12V LUCAS (ESN -707058).....	1H7	CODE 2424 FAN BELT
	0413-4	1H7	CODE 2426 FAN BELT
1D21	CODE 1677 FUEL INJ 12V STANADYNE (ESN 717832-).....	1H7	CODE 2428 FAN BELT
	0413-16	1H7	CODE 2430 AND 2431 FAN BELT
1D19	CODE 1677 FUEL INJ 24V STANADYNE (ESN -717831).....	1H7	CODE 2432 FAN BELT
	0413-14	1H7	CODE 2434 THRU 2437 FAN BELT
1D21	CODE 1682 FUEL INJ 12V STANADYNE (ESN 717832-).....	1H7	CODE 2439 AND 2440 FAN BELT
	0413-16	1H7	CODE 2442 THRU 2446 FAN BELT
1D19	CODE 1682 FUEL INJ 24V STANADYNE (ESN -717831).....	1H7	CODE 2455 FAN BELT
	0413-14	1H5	CODE 2462 FAN BELT
1D13	CODE 1683 FUEL INJ 24V LUCAS (ESN 707059-).....	1H7	CODE 2465 FAN BELT
	0413-6	1H5	CODE 2471 FAN BELT
1D11	CODE 1683 FUEL INJECTION SYSTEM 24V LUCAS (ESN -707058).....	1H5	CODE 2473 THRU 2480 FAN BELT
	0413-4	1H5	CODE 2482 FAN BELT
1E10	CODE 1683 FUEL PUMP ANEROID FUEL LINE.....	1H5	CODE 2485 FAN BELT
	0413-27	1H7	CODE 2496 2498 NO FAN BELT
1E11	CODE 1683 FUEL PUMP ANEROID FUEL LINE.....	1I3	CODE 2601 COOLANT HEATER 110 VOLT
	0413-28	1I3	CODE 2602 COOLANT HEATER 220 VOLT
1D21	CODE 1691 FUEL INJ 12V STANADYNE	1D7	CODE 2801 THRU 2807 EXHAUST MANIFOLD
	0413-16	1D7	CODE 2820 EXHAUST MANIFOLD
1D13	CODE 1692 FUEL INJ 12V LUCAS (ESN 707059-XXXXXX).....	1D7	CODE 2822 EXHAUST MANIFOLD
	0413-6	1D7	CODE 2826 EXHAUST MANIFOLD
1D21	CODE 1692 FUEL INJ 12V STANADYNE (ESN XXXXXX-).....	1D1	CODE 2902 VENTILATING TUBE.....
	0413-16	1D1	CODE 2904 VENTILATING TUBE.....
1D17	CODE 1694 FUEL INJ 12V LUCAS (W/TURBO) (ESN 707059-734814).....	1D1	CODE 2905 VENTILATING TUBE.....
	0413-12	1D3	CODE 2906 VENTILATING TUBE.....
1D21	CODE 1694 FUEL INJ 12V STANADYNE (ESN 734815-).....	1D1	CODE 2907 VENTILATING TUBE.....
	0413-16	1D3	CODE 2915 VENTILATING TUBE.....
1D21	CODE 1695 FUEL INJ 12V STANADYNE (ESN 734815-).....	1D1	CODE 2922 VENTILATING SYSTEM
	0413-16	1D1	CODE 2999 NO VENTILATING TUBE
1D17	CODE 1695 FUEL INJ 24V LUCAS (W/TURBO) (ESN 707059-734814).....	1F15	CODE 3001 STARTING MOTOR (ESN -709445)
	0413-12	1F17	CODE 3001 STARTING MOTOR (ESN 709445-)
1E14	CODE 1701 AIR INLET	1F19	CODE 3002 STARTING MOTOR (ESN 709445-)
	0414-2	1F21	CODE 3004 STARTING MOTOR
1E14	CODE 1702 AIR INLET	1F23	CODE 3005 STARTING MOTOR
	0414-2	1G1	CODE 3006 STARTING MOTOR (ESN -709445)
1E14	CODE 1704 AIR INLET	1G3	CODE 3006 STARTING MOTOR (ESN 709445-)
	0414-2	1G5	CODE 3007 STARTING MOTOR
1E14	CODE 1705 AIR INLET	1G7	CODE 3008 STARTING MOTOR
	0414-2	1G9	CODE 3009 STARTING MOTOR
1E14	CODE 1709 AIR INLET	1G11	CODE 3010 STARTING MOTOR (ESN -709445)
	0414-2	1G13	CODE 3010 STARTING MOTOR (ESN 709445-)
1E14	CODE 1712 AIR INLET	1G15	CODE 3011 STARTING MOTOR
	0414-2		
1E14	CODE 1724 AIR INLET		
	0414-2		
1C19	CODE 1901 OIL PAN.....		
	0407-14		
1C19	CODE 1902 OIL PAN.....		
	0407-14		
1C19	CODE 1903 OIL PAN.....		
	0407-14		
1C21	CODE 1904 OIL PAN.....		
	0407-16		
1C23	CODE 1923 OIL PAN.....		
	0407-18		
1C19	CODE 1936 OIL PAN.....		
	0407-14		
1E25	CODE 2002 WATER PUMP PULLEY		
	0417-3		
1F1	CODE 2101 THERMOSTAT COVER		
	0418-2		

ALPHABETICAL INDEX - CONTINUED

GRID	PAGE	GRID	PAGE		
1G17	CODE 3012 STARTING MOTOR	0422-28	1B16	CODE 4901, ROCKER ARM SHAFT, PUSH RODS ROCKER ARMS.....	0402-4
1G5	CODE 3028 STARTING MOTOR	0422-16	1C7	CODE 5002 ENGINE OIL PUMP	0407-3
1G19	CODE 3033 STARTING MOTOR	0422-30	1D4	CODE 5102 CYLINDER HEAD	0409-2
1G21	CODE 3044 STARTING MOTOR	0422-32	2B11	CODE 5201 - AUXILIARY DRIVE ADAPTER (ENGINE SERIAL NO. -700294).....	4151-2
1J5	CODE 3104 ALTERNATOR 24V - 45 AMP	1672-2	2B13	CODE 5201 - AUXILIARY DRIVE GEAR ADAPTER (ENGINE SERIAL NO. 700295-720811).....	4151-4
1J5	CODE 3107 ALTERNATOR 12V - 95 AMP	1672-2	2B15	CODE 5201 - AUXILIARY DRIVE GEAR ADAPTER (ENGINE SERIAL NO. 720812-742889).....	4151-6
1J5	CODE 3108 ALTERNATOR 12V - 120 AMP	1672-2	2B17	CODE 5201 - AUXILIARY DRIVE GEAR ADAPTER (ENGINE SERIAL NO. 742890-).....	4151-8
1J5	CODE 3109 ALTERNATOR 12V - 65 AMP	1672-2	2B19	CODE 5202 - AUXILIARY DRIVE GEAR ADAPTER (ENGINE SERIAL NO. -700294).....	4151-10
1J7	CODE 3111 ALTERNATOR 12V - 65 AMP	1672-4	2B21	CODE 5202 - AUXILIARY DRIVE GEAR ADAPTER (ENGINE SERIAL NO. 700295-742889).....	4151-12
1F7	CODE 3515 FUEL FILTER	0420-2	2B23	CODE 5202 - AUXILIARY DRIVE GEAR ADAPTER (ENGINE SERIAL NO. 742890-).....	4151-14
1F7	CODE 3516 FUEL FILTER	0420-2	2C7	CODE 5203 - OFFSET AUXILIARY DRIVE	4151-22
1F9	CODE 3519 FUEL FILTER	0420-4	2C1	CODE 5203 - OFFSET AUXILIARY DRIVE ADAPT (ENGINE SERIAL NO. -XXXXXX).....	4151-16
1F9	CODE 3520 FUEL FILTER	0420-4	2C7	CODE 5213 - OFFSET AUXILIARY DRIVE	4151-22
1F11	CODE 3528 FUEL FILTER AND FUEL LINES.....	0420-6	2D1	CODE 5215 - OFFSET AUXILIARY DRIVE	4151-42
1F7	CODE 3530 FUEL FILTER	0420-2	1E25	CODE 5701 WATER PUMP INLET.....	0417-3
1F7	CODE 3531 FUEL FILTER	0420-2	1E25	CODE 5702 WATER PUMP INLET.....	0417-3
1F9	CODE 3534 FUEL FILTER	0420-4	1E25	CODE 5706 WATER PUMP INLET.....	0417-3
1F9	CODE 3535 FUEL FILTER	0420-4	1E25	CODE 5707 WATER PUMP INLET.....	0417-3
1F7	CODE 3563 FUEL FILTER	0420-2	1F5	CODE 5901 OIL COOLER.....	0419-2
1B12	CODE 3601 CRANKSHAFT UPPER IDLER GEAR	0401-3	1F5	CODE 5904 OIL COOLER.....	0419-2
1B22	CODE 3601 ENGINE FRONT PLATE.....	0404-2	1G23	CODE 6201 ALTERNATOR BRACKETS	0423-2
1B11	CODE 3602 CRANKSHAFT UPPER IDLER GEAR	0401-2	1G23	CODE 6202 ALTERNATOR BRACKETS	0423-2
1B22	CODE 3602 ENGINE FRONT PLATE.....	0404-2	1G23	CODE 6203 ALTERNATOR BRACKETS	0423-2
1B11	CODE 3604 CRANKSHAFT UPPER IDLER GEAR	0401-2	1G25	CODE 6211 ALTERNATOR BRACKET, MANUAL TENSIONER.....	0423-4
1B22	CODE 3604 ENGINE FRONT PLATE.....	0404-2	1G25	CODE 6212 ALTERNATOR BRACKET, MANUAL TENSIONER.....	0423-4
1F13	CODE 3701 FUEL TRANSFER PUMP	0421-2	1D6	CODE 6401 EXHAUST ELBOW	0410-1
1F13	CODE 3702 FUEL TRANSFER PUMP	0421-2	1E20	CODE 6501 TURBOCHARGER.....	0416-2
1F13	CODE 3799 NO FUEL TRANSFER PUMP.....	0421-2	1E22	CODE 6501 TURBOCHARGER OIL LINES	0416-4
1C6	CODE 4001 L.H. ENGINE OIL DIPSTICK	0407-2	1E20	CODE 6503 TURBOCHARGER.....	0416-2
1C6	CODE 4002, 4003 R.H. ENGINE OIL DIPSTICK	0407-2	1E22	CODE 6503 TURBOCHARGER OIL LINES	0416-4
1C6	CODE 4009 REMOVABLE R.H. DIPSTICK	0407-2	1E20	CODE 6509 TURBOCHARGER.....	0416-2
1C6	CODE 4014 L.H. SHORT DIPSTICK	0407-2	1E22	CODE 6509 TURBOCHARGER OIL LINES	0416-4
1C6	CODE 4017 R.H. LOW DIPSTICK	0407-2	1E20	CODE 6519 TURBOCHARGER.....	0416-2
1C6	CODE 4018 R.H. OR L.H. DIPSTICK.....	0407-2	1E22	CODE 6519 TURBOCHARGER OIL LINES	0416-4
1C6	CODE 4020 R.H. ENGINE OIL DIPSTICK	0407-2	1E20	CODE 6520 TURBOCHARGER.....	0416-2
1H1	CODE 4101 THRU 4103 CRANKSHAFT PULLEYS.....	0429-1	1E22	CODE 6520 TURBOCHARGER OIL LINES	0416-4
1I4	CODE 4303 AIR INTAKE HEATER.....	0505-2	1E20	CODE 6523 TURBOCHARGER.....	0416-2
1E13	CODE 4311 FUEL PUMP ANEROID FUEL LINE LUCAS	0414-1	1E22	CODE 6523 TURBOCHARGER OIL LINES	0416-4
1E13	CODE 4311 HEATER AIR INLET LUCAS	0414-1	1E20	CODE 6524 TURBOCHARGER.....	0416-2
1E13	CODE 4311 RELAY AIR INLET HEATER LUCAS	0414-1	1E22	CODE 6524 TURBOCHARGER OIL LINES	0416-4
1E13	CODE 4311 TUBE, AIR INLET LUCAS	0414-1	1I22	CODE 6701 TACHOMETER SENSOR	0570-1
1B11	CODE 4401 CRANKSHAFT LOWER IDLER GEAR.....	0401-2	1J16	CODE 7402 COMPRESSOR SUPPORT	1832-2
1B12	CODE 4401 CRANKSHAFT LOWER IDLER GEAR.....	0401-3	1H2	CODE 8601 THRU 8612 FAN DRIVE PULLEYS	0429-2
1E24	CODE 4401 WATER PUMP.....	0417-2	1H2	CODE 8701 BELT TENSIONER	0429-2
1B17	CODE 4401, TIMING GEAR COVER W/O AUXILIARY DRIVE	0402-6	1H2	CODE 8702 BELT TENSIONER	0429-2
1B11	CODE 4402 CRANKSHAFT LOWER IDLER GEAR.....	0401-2	1G25	CODE 8711 ALTERNATOR BRACKET, MANUAL TENSIONER.....	0423-4
1B12	CODE 4402 CRANKSHAFT LOWER IDLER GEAR.....	0401-3	1H4	CODE 8712 - DRIVE BELT TENSIONER BRACKET.....	0429-3A
1E24	CODE 4402 WATER PUMP.....	0417-2	1C8	CODE 8801 OIL FILTER	0407-4
1B19	CODE 4402, TIMING GEAR COVER WITH AUXILIARY DRIVE	0402-8	1C13	CODE 8802 OIL FILTER	0407-8
1E24	CODE 4403 WATER PUMP.....	0417-2	1C10	CODE 8803 - OIL FILTER.....	0407-6
1E24	CODE 4404 WATER PUMP.....	0417-2	1C17	CODE 8804 OIL FILTER	0407-12
1E18	CODE 4501 - ENGINE BALANCER SHAFT.....	0415-2	1C8	CODE 8806 OIL FILTER	0407-4
1E18	CODE 4502 - ENGINE BALANCER SHAFT.....	0415-2	1C15	CODE 8807 OIL FILTER	0407-10
1B13	CODE 4601 CAMSHAFT	0402-1	1C15	CODE 8809 OIL FILTER	0407-10
1B24	CODE 4601 CYLINDER BLOCK	0404-4			
1B13	CODE 4602 CAMSHAFT	0402-1			
1B24	CODE 4602 CYLINDER BLOCK	0404-4			
1B11	CODE 4701 CRANKSHAFT, GEAR AND BEARINGS	0401-2			
1B12	CODE 4701 CRANKSHAFT, GEAR AND BEARINGS	0401-3			
1B21	CODE 4801, CONNECTING ROD, BEARINGS AND PISTON.....	0403-2			

ALPHABETICAL INDEX - CONTINUED

GRID	PAGE	GRID	PAGE
1C15	CODE 8810 OIL FILTER	2C12	COVER,OFFSET AUXILIARY DRIVE ADAPTER (CODE 5205)
1C12	CODE 8815 - OIL FILTER	2C14	COVER,OFFSET AUXILIARY DRIVE ADAPTER (CODE 5205)
1J14	CODE 9701 LATCH, FLUSH LOCKING	2C16	COVER,OFFSET AUXILIARY DRIVE ADAPTER (CODE 5205)
1I8	CODE 9901 FAN BLADES, SUCKER AND BLOWER	2C18	COVER,OFFSET AUXILIARY DRIVE ADAPTER (CODE 5206)
1I21	CODE 9901 MUFFLER AND COVER	2C20	COVER,OFFSET AUXILIARY DRIVE ADAPTER (CODE 5206)
1E12	COIL, COLD ADVANCE	2C22	COVER,OFFSET AUXILIARY DRIVE ADAPTER (CODE 5206)
1E12	COLD ADVANCE COIL	2C24	COVER,OFFSET AUXILIARY DRIVE ADAPTER (CODE 5206)
1E12	COLD ADVANCE VALVE	2D1	COVER,OFFSET AUXILIARY DRIVE ADAPTER (CODE 5215)
1E12	COLD START ADVANCE KIT	1B11	CRANKSHAFT (CODE 4701)
1I5	COLD WEATHER STARTING AID	1B12	CRANKSHAFT (CODE 4701)
1I5	COLD WEATHER STARTING AID SOLENOID	1H4	CRANKSHAFT DRIVE BELT TENSIONER (CODE 8712)
1J19	COMPRESSOR, AIR	1B11	CRANKSHAFT GEAR (CODE 4701)
1B21	CONNECTING ROD (CODE 4801, 4803, 4809)	1B12	CRANKSHAFT GEAR (CODE 4701)
1B21	CONNECTING ROD BEARINGS (CODE 4801, 4803 4809)	1H1	CRANKSHAFT PULLEY (CODE 1301, 1302, 1303, AND 1304)
1E7	CONTROL LEVER, FUEL INJECTION PUMP	1H1	CRANKSHAFT PULLEY (CODE 4101,4102, 4103)
1E7	CONTROL VALVE, FUEL INJECTION PUMP	1B24	CYLINDER BLOCK (CODE 4601, 4602)
1J24	COOLANT LINE,AIR COMPRESSOR (MIDLAND)	1D4	CYLINDER HEAD (CODE 5102)
1K1	COOLANT LINE,AIR COMPRESSOR (MIDLAND)	1D4	CYLINDER HEAD GASKET (CODE 5102)
1C9	COOLANT LINES, ADAPTER (CODE 8801, 8806)	1H22	CYLINDER HEAD REMOVAL GASKET SET
1J2	COOLSCAN PLUS TEST KIT	1B21	CYLINDER LINER (CODE 4801, 4803, 4809)
1H1	COUPLING, CRANKSHAFT PULLEY (CODE 1301, 1302, 1303, 1304)	1B21	CYLINDER LINER O-RING KIT (CODE 4801, 4803, 4809)
1B17	COVER, ACCESS, INJECTION PUMP (CODE 4401)	D	
1B19	COVER, ACCESS, INJECTION PUMP (CODE 4402)	1J2	DIESELSCAN TEST KIT
2C9	COVER, AUXILIARY DRIVE (CODE 5204)	1C6	DIPSTICK, ENGINE OIL(CODE 4001-4003,4009 ,4014,4017,4018,4020)
1C3	COVER, ENGINE OIL FILLER (CODE 1201 1202, 1204, 1214, 1299)	1H4	DRIVE BELT TENSIONER BRACKET (CODE 8712)
1C4	COVER, ENGINE OIL FILLER NECK COVER (COD E 1210,1211,1212)	1J24	DRIVE KIT,AIR COMPRESSOR (MIDLAND)
1I20	COVER, EXHAUST (WITHOUT TURBOCHARGER)	1K1	DRIVE KIT,AIR COMPRESSOR (MIDLAND)
1I21	COVER, MUFFLER (CODE 9901)	1K3	DRIVE KIT,AIR COMPRESSOR (MIDLAND)
1I20	COVER, MUFFLER (WITHOUT TURBOCHARGER)	1H2	DRIVE, FAN (CODE 2301, 2303, 2304, 2321)
1B14	COVER, ROCKER ARM (CODE 1101,1103,1107)	1H11	DRIVE, FAN, HEAVY-DUTY (CODE 2312)
1F1	COVER, THERMOSTAT (CODE 2101,2102,2104,2105,2112)	1H9	DRIVE, HEAVY-DUTY, FAN SUPPORT (CODE 2313, 2314)
1F3	COVER, THERMOSTAT (CODE 2124) (CODE 2124, 2125, 2126, 2127)	1I14	DUAL STAGE AIR CLEANER
1B17	COVER, TIMING GEAR (CODE 4401)	1I16	DUAL STAGE AIR CLEANER
1B19	COVER, TIMING GEAR (CODE 4402)	1I18	DUAL STAGE AIR CLEANER
2B17	COVER,AUXILIARY DRIVE ADAPTER (CODE 5201) (ENGINE SERIAL NO.742890-)	E	
2B15	COVER,AUXILIARY DRIVE ADAPTER (CODE 5201)(ENG SER NO.720812-742889)	1D1	ELBOW, ENGINE VENTILATING (CODE 2902, 2904, 2905, 2907, 2922)
2B11	COVER,AUXILIARY DRIVE ADAPTER (CODE 5201)(ENGINE SERIAL NO.-700294)	1D6	ELBOW, EXHAUST (CODE 6401)
2B19	COVER,AUXILIARY DRIVE ADAPTER (CODE 5202) (ENGINE SERIAL NO.-700294)	1D3	ELBOW, VENTILATOR (CODE 2906,2915)
2B23	COVER,AUXILIARY DRIVE ADAPTER (CODE 5202) (ENGINE SERIAL NO.742890-)	1I14	ELEMENT, AIR CLEANER
2B21	COVER,AUXILIARY DRIVE ADAPTER (CODE 5202)(ENG SER NO.700295-742889)	1I16	ELEMENT, AIR CLEANER
2B13	COVER,AUXILIARY DRIVE ADAPTER(CODE 5201) (ENGINE SERIAL NO.700295-720811)	1I18	ELEMENT, AIR CLEANER
2C3	COVER,AUXILIARY DRIVE ADAPTER,OFFSET (CODE 5203)	1C8	ELEMENT, OIL FILTER, ENGINE (CODE 8801, 8806)
2C5	COVER,AUXILIARY DRIVE ADAPTER,OFFSET (CODE 5203)	1C13	ELEMENT, OIL FILTER, ENGINE (CODE 8802)
2C1	COVER,AUXILIARY DRIVE ADAPTER,OFFSET (CODE 5203) (ENGINE SERIAL NO.-XXXXXX)	1C10	ELEMENT, OIL FILTER, ENGINE (CODE 8803)
2C7	COVER,OFFSET AUXILIARY DRIVE ADAPTER (CODE 5203,5213)	1C17	ELEMENT, OIL FILTER, ENGINE (CODE 8804)
2C10	COVER,OFFSET AUXILIARY DRIVE ADAPTER (CODE 5205)		

ALPHABETICAL INDEX - CONTINUED

GRID	PAGE	GRID	PAGE
1C15	ELEMENT, OIL FILTER, ENGINE (CODE 8807, 8809,8810) 0407 - 10	1H7	FAN BELTS (CODE 2424 THRU 2446, 2417 AND 2419) 0429 - 6
1C12	ELEMENT, OIL FILTER, ENGINE (CODE 8815) 0407 - 7	1I8	FAN BLADE, SUCTION (CODE 9901) 0510 - 2
1F9	ELEMENT,FUEL FILTER (CODE 3519, 3520,3534,3535)..... 0420 - 4	1H2	FAN DRIVE (CODE 2301, 2303, 2304,2321) 0429 - 2
1F11	ELEMENT,FUEL FILTER (CODE 3528) 0420 - 6	1H9	FAN DRIVE HOUSING (CODE 2313,2314) 0429 - 8
1F7	ELEMENT,FUEL FILTER(3515,3516,3530, 3531,3563) 0420 - 2	1H2	FAN DRIVE HOUSING (2301,2303,2304.2321) 0429 - 2
1E18	ENGINE BALANCER SHAFT (CODE 4501,4502) 0415 - 2	1H2	FAN DRIVE HUB (CODE 2301,2303,2304,2321) 0429 - 2
1F5	ENGINE COOLANT ADAPTER (CODE 5901,5904)..... 0419 - 2	1H2	FAN DRIVE PULLEY (CODE 8601 THRU 8630) 0429 - 2
1I3	ENGINE COOLANT HEATER (CODE 2601, 2602) 0505 - 1	1H11	FAN DRIVE SUPPORT, HEAVY-DUTY (CODE 2312) 0429 - 10
1H12	ENGINE FLYWHEEL 0433 - 2	1H9	FAN DRIVE SUPPORT, HEAVY-DUTY (CODE 2313, 2314) 0429 - 8
1H21	ENGINE FLYWHEEL HOUSING 0433 - 11	1I7	FAN GUARD..... 0510 - 1
1H14	ENGINE FLYWHEEL HOUSING (CODE 1401 AND 1402)..... 0433 - 4	1I7	FAN SHROUD 0510 - 1
1H16	ENGINE FLYWHEEL HOUSING (CODE 1403 AND 1404)..... 0433 - 6	1I9	FAN SHROUD 0510 - 4
1H18	ENGINE FLYWHEEL HOUSING (CODE 1405 AND 1406)..... 0433 - 8	1I9	FAN SHROUD, RADIATOR 0510 - 4
1B22	ENGINE FRONT PLATE (CODE 3601,3602,3604) 0404 - 2	1J7	FAN, ALTERNATOR (CODE 3111)..... 1672 - 4
1H23	ENGINE MAJOR OVERHAUL GASKET SET 0452 - 2	1I9	FAN, RADIATOR 0510 - 4
1B24	ENGINE OIL BY-PASS VALVE (CODE 4601, 4602)..... 0404 - 4	1F7	FILTER, FUEL(CODE 3515,3516,3530,3531, 3563)..... 0420 - 2
1F5	ENGINE OIL COOLER (CODE 5901,5904) 0419 - 2	1F9	FILTER,FUEL (CODE 3519,3520,3534, 3535)..... 0420 - 4
1C6	ENGINE OIL DIPSTICK (CODE 4001-4003,4009 ,4014,4017,4018,4020)..... 0407 - 2	1F11	FILTER,FUEL (CODE 3528) 0420 - 6
1C6	ENGINE OIL DIPSTICK TUBE (CODE 4001-4003 4009,4014,4017,4018,4020)..... 0407 - 2	1J2	FLUID ANALYSIS PRODUCTS 1369 - 2
1C3	ENGINE OIL FILLER NECK (CODE 1201, 1202, 1204,1214, 1299) 0407 - 1	1I5	FLUID, STARTING AID 0505 - 4
1C3	ENGINE OIL FILLER NECK COVER (CODE 1201, 1202, 1204, 1214, 1299) 0407 - 1	1J14	FLUSH LOCKING LATCH (CODE 9701) 1743 - 1
1C4	ENGINE OIL FILLER NECK COVER (CODE 1210, 1211,1212) 0407 - 1A	1H21	FLYWHEEL HOUSING 0433 - 11
1C19	ENGINE OIL PAN (CODE 1901,1902,1903, 1936)..... 0407 - 14	1H20	FLYWHEEL HOUSING (CODE 1407,1411,1420) 0433 - 10
1C21	ENGINE OIL PAN (CODE 1904)..... 0407 - 16	1H12	FLYWHEEL RING GEAR 0433 - 2
1C23	ENGINE OIL PAN (CODE 1923) 0407 - 18	1H12	FLYWHEEL,ENGINE 0433 - 2
1C21	ENGINE OIL PAN GASKET (CODE 1904) 0407 - 16	1H14	FLYWHEEL,ENGINE HOUSING (CODE 1401 AND 1402)..... 0433 - 4
1C23	ENGINE OIL PAN GASKET (CODE 1923) 0407 - 18	1H16	FLYWHEEL,ENGINE HOUSING (CODE 1403 AND 1404)..... 0433 - 6
1J10	ENGINE OIL PRESSURE GAUGE 1672 - 8	1H18	FLYWHEEL,ENGINE HOUSING (CODE 1405 AND 1406)..... 0433 - 8
1C7	ENGINE OIL PUMP (CODE 5002) 0407 - 3	1B22	FRONT PLATE,ENGINE (CODE 3601,3602,3604) 0404 - 2
1C7	ENGINE OIL PUMP GEAR (CODE 5002) 0407 - 3	1F9	FUEL FILTER (CODE 3519,3520,3534, 3535)..... 0420 - 4
1C7	ENGINE OIL PUMP HOUSING (CODE 5002) 0407 - 3	1F11	FUEL FILTER (CODE 3528) 0420 - 6
1C7	ENGINE OIL PUMP INTAKE (CODE 5002) 0407 - 3	1F9	FUEL FILTER BRACKET (CODE 3519, 3520,3534,3535)..... 0420 - 4
1H23	ENGINE OVERHAUL KIT..... 0452 - 2	1F11	FUEL FILTER BRACKET (CODE 3528) 0420 - 6
1B21	ENGINE PISTON (CODE 4801, 4803, 4809) 0403 - 2	1F9	FUEL FILTER ELEMENT (CODE 3519, 3520,3534,3535)..... 0420 - 4
1C1	ENGINE SHORT BLOCK..... 0404 - 6	1F11	FUEL FILTER ELEMENT (CODE 3528) 0420 - 6
1D1	ENGINE VENTILATING SYSTEM (CODE 2902, 2904, 2905, 2907, 2922) 0408 - 2	1F7	FUEL FILTER ELEMENT(3515,3516,3530, 3531,3563) 0420 - 2
1D3	ENGINE VENTILATOR HOSE (CODE 2906,2915) 0408 - 4	1F9	FUEL FILTER FUEL LINES (CODE 3519, 3520,3534,3535)..... 0420 - 4
1I20	EXHAUST COVER (WITHOUT TURBOCHARGER)..... 0530 - 1	1F11	FUEL FILTER FUEL LINES (CODE 3528) 0420 - 6
1D6	EXHAUST ELBOW (CODE 6401) 0410 - 1	1F7	FUEL FILTER FUEL LINES(3515,3516,3530, 3531,3563) 0420 - 2
1D6	EXHAUST ELBOW ADAPTER (CODE 6401)..... 0410 - 1	1F7	FUEL FILTER(CODE 3515,3516,3530,3531, 3563)..... 0420 - 2
1D7	EXHAUST MANIFOLD (CODE 2801 THRU 2807, 2820, 2822, 2826) 0410 - 2	1D10	FUEL INJ. PUMP COLD ADVANCE SWITCH 0413 - 3
1D7	EXHAUST MANIFOLD GASKET (CODE 2801 THRU 2807, 2820, 2822, 2826) 0410 - 2	1D13	FUEL INJ. PUMP DRIVE GEAR-LUCAS (CODE 1602,1605,1606,1610,1692)(ESN 707059-) 0413 - 6
1D4	EXHAUST VALVE (CODE 5102)..... 0409 - 2	1D13	FUEL INJ. PUMP DRIVE GEAR-LUCAS (CODE 1675,1683,160C)(ESN 707059-)..... 0413 - 6
F			
1H5	FAN BELTS (CODE 2404 THRU 2416, 2420 THRU 2423) 0429 - 4	1D17	FUEL INJ. PUMP DRIVE GEAR-LUCAS (CODE 1694,1695) (ESN 707059-734814) 0413 - 12
1H5	FAN BELTS (CODE 2404 THRU 2416, 2420 THRU 2482) 0429 - 4	1D10	FUEL INJ. PUMP SOLENOID WIRE HARNESS 0413 - 3
		1D21	FUEL INJECTION LINES (STANADYNE) 0413 - 16
		1E1	FUEL INJECTION LINES (STANADYNE) 0413 - 19A
		1E3	FUEL INJECTION LINES-DENSO (CODE 1667) 0413 - 20

ALPHABETICAL INDEX - CONTINUED

GRID	PAGE	GRID	PAGE
1D13	FUEL INJECTION LINES-LUCAS (CODE 1602, 1605,1606,1610,1692)(ESN 707059-) 0413-6	1F13	FUEL TRANSFER PUMP PUSH ROD (CODE 3701,3702)..... 0421-2
1D15	FUEL INJECTION LINES-LUCAS (CODE 1602, 1672) (ESN -707035)..... 0413-8	1J10	FUSE HOLDER..... 1672-8
1D11	FUEL INJECTION LINES-LUCAS (CODE 1605, 1606,1675,1676,1683)(ESN -707058) 0413-4	G	
1D13	FUEL INJECTION LINES-LUCAS (CODE 1675, 1683,160C)(ESN 707059-) 0413-6	1H22	GASKET SET, CYLINDER HEAD REMOVAL 0452-1
1D17	FUEL INJECTION LINES-LUCAS (CODE 1694, 1695) (ESN 707059-734814)..... 0413-12	1H23	GASKET SET,ENGINE MAJOR OVERHAUL 0452-2
1D19	FUEL INJECTION LINES-STANADYNE 0413-14	1H22	GASKET SET,IN CHASSIS OVERHAUL 0452-1
1D9	FUEL INJECTION NOZZLE 0413-1	2B17	GASKET, AUXILIARY DRIVE ADAPTER (CODE 5201) (ENGINE SERIAL NO.742890-) 4151-8
1D21	FUEL INJECTION PUMP (STANADYNE) 0413-16	2B13	GASKET, AUXILIARY DRIVE ADAPTER (CODE 5201)(ENG SER NO.700295-720811) 4151-4
1E1	FUEL INJECTION PUMP (STANADYNE) 0413-19A	2B15	GASKET, AUXILIARY DRIVE ADAPTER (CODE 5201)(ENG SER NO.720812-742889) 4151-6
1E10	FUEL INJECTION PUMP ANEROID CONTROL LINE (CODE 1610,1683,160C,160D) 0413-27	2B11	GASKET, AUXILIARY DRIVE ADAPTER (CODE 5201)(ENGINE SERIAL NO.-700294) 4151-2
1E11	FUEL INJECTION PUMP ANEROID CONTROL LINE (CODE 1610,1683,160C,160D) 0413-28	2B19	GASKET, AUXILIARY DRIVE ADAPTER (CODE 5202) (ENGINE SERIAL NO.-700294) 4151-10
1E13	FUEL INJECTION PUMP ANEROID CONTROL LINE (CODE 4311) LUCAS 0414-1	2B23	GASKET, AUXILIARY DRIVE ADAPTER (CODE 5202) (ENGINE SERIAL NO.742890-) 4151-14
1E7	FUEL INJECTION PUMP CONTROL LEVER..... 0413-24	2B21	GASKET, AUXILIARY DRIVE ADAPTER (CODE 5202)(ENG SER NO.700295-742889) 4151-12
1E7	FUEL INJECTION PUMP CONTROL VALVE 0413-24	2C3	GASKET, AUXILIARY DRIVE OIL FILL COVER (CODE 5203) 4151-18
1D11	FUEL INJECTION PUMP DRIVE GEAR (CODE 1605,1606,1675,1676,1683)(ESN -707058) 0413-4	2C5	GASKET, AUXILIARY DRIVE OIL FILL COVER (CODE 5203) 4151-20
1D15	FUEL INJECTION PUMP DRIVE GEAR-LUCAS (CODE 1602,1672) (ESN -707035)..... 0413-8	2C7	GASKET, AUXILIARY DRIVE OIL FILL COVER (CODE 5203,5213)..... 4151-22
1E7	FUEL INJECTION PUMP HAND PRIMER 0413-24	2D1	GASKET, AUXILIARY DRIVE OIL FILL COVER (CODE 5215) 4151-42
1E7	FUEL INJECTION PUMP LEVERS 0413-24	1D4	GASKET, CYLINDER HEAD (CODE 5102) 0409-2
1E5	FUEL INJECTION PUMP LUBE LINE-DENSO (CODE 1667) 0413-22	2C7	GASKET, OFFSET AUXILIARY DRIVE ADAPTER (CODE 5203,5213)..... 4151-22
1E7	FUEL INJECTION PUMP SHUT-OFF LEVER 0413-24	2C10	GASKET, OFFSET AUXILIARY DRIVE ADAPTER (CODE 5205) 4151-26
1E9	FUEL INJECTION PUMP SOLENOID SHUT-OFF DENSO (CODE 1667) 0413-26	2C12	GASKET, OFFSET AUXILIARY DRIVE ADAPTER (CODE 5205) 4151-28
1E7	FUEL INJECTION PUMP THROTTLE LEVER 0413-24	2C14	GASKET, OFFSET AUXILIARY DRIVE ADAPTER (CODE 5205) 4151-30
1E5	FUEL INJECTION PUMP-DENSO (CODE 1667) 0413-22	2C16	GASKET, OFFSET AUXILIARY DRIVE ADAPTER (CODE 5205) 4151-32
1D13	FUEL INJECTION PUMP-LUCAS (CODE 1602, 1605,1606,1610,1692)(ESN 707059-) 0413-6	2C18	GASKET, OFFSET AUXILIARY DRIVE ADAPTER (CODE 5206) 4151-34
1D15	FUEL INJECTION PUMP-LUCAS (CODE 1602, 1672) (ESN -707035)..... 0413-8	2C20	GASKET, OFFSET AUXILIARY DRIVE ADAPTER (CODE 5206) 4151-36
1D11	FUEL INJECTION PUMP-LUCAS (CODE 1605, 1606,1675,1676,1683)(ESN -707058) 0413-4	2C22	GASKET, OFFSET AUXILIARY DRIVE ADAPTER (CODE 5206) 4151-38
1D13	FUEL INJECTION PUMP-LUCAS (CODE 1675, 1683,160C)(ESN 707059-) 0413-6	2C24	GASKET, OFFSET AUXILIARY DRIVE ADAPTER (CODE 5206) 4151-40
1D17	FUEL INJECTION PUMP-LUCAS (CODE 1694, 1695) (ESN 707059-734814)..... 0413-12	2D1	GASKET, OFFSET AUXILIARY DRIVE ADAPTER (CODE 5215) 4151-42
1D19	FUEL INJECTION PUMP-STANADYNE 0413-14	1B14	GASKET, ROCKER ARM COVER (CODE 1101, 1103,1107) 0402-2
1D21	FUEL INJECTION SYSTEM (STANADYNE)..... 0413-16	1B17	GASKET, TIMING GEAR COVER (CODE 4401) 0402-6
1E1	FUEL INJECTION SYSTEM (STANADYNE)..... 0413-19A	1B19	GASKET, TIMING GEAR COVER (CODE 4402) 0402-8
1E3	FUEL INJECTION SYSTEM-DENSO (CODE 1667) 0413-20	1E20	GASKET, TURBOCHARGER 0416-2
1D13	FUEL INJECTION SYSTEM-LUCAS (CODE 1602, 1605,1606,1610,1692)(ESN 707059-) 0413-6	2C3	GASKET,AUXILIARY DRIVE ADAPTER,OFFSET (CODE 5203) 4151-18
1D15	FUEL INJECTION SYSTEM-LUCAS (CODE 1602, 1672) (ESN -707035)..... 0413-8	2C5	GASKET,AUXILIARY DRIVE ADAPTER,OFFSET (CODE 5203) 4151-20
1D11	FUEL INJECTION SYSTEM-LUCAS (CODE 1605, 1606,1675,1676,1683)(ESN -707058) 0413-4	2C1	GASKET,AUXILIARY DRIVE ADAPTER,OFFSET (CODE 5203) (ENGINE SERIAL NO.-XXXXXX)..... 4151-16
1D13	FUEL INJECTION SYSTEM-LUCAS (CODE 1675, 1683,160C)(ESN 707059-) 0413-6	1C21	GASKET,ENGINE OIL PAN (CODE 1904) 0407-16
1D17	FUEL INJECTION SYSTEM-LUCAS (CODE 1694, 1695) (ESN 707059-734814)..... 0413-12	1C23	GASKET,ENGINE OIL PAN (CODE 1923) 0407-18
1D19	FUEL INJECTION SYSTEM-STANADYNE 0413-14		
1F7	FUEL LINES FUEL FILTER(3515,3516,3530, 3531,3563) 0420-2		
1F9	FUEL LINES,FUEL FILTER (CODE 3519, 3520,3534,3535)..... 0420-4		
1F11	FUEL LINES,FUEL FILTER (CODE 3528) 0420-6		
1E7	FUEL TRANSFER PUMP..... 0413-24		
1F13	FUEL TRANSFER PUMP (CODE 3701,3702) 0421-2		

ALPHABETICAL INDEX - CONTINUED

GRID	PAGE	GRID	PAGE
1D7	GASKET,EXHAUST MANIFOLD (CODE 2801 THRU 2807, 2820, 2822, 2826)	1I7	GUARD, FAN
	0410 - 2	1I9	GUARD, RADIATOR FAN
1C19	GASKET,OIL PAN(CODE 1901,1902,1903, 1936).....		0510 - 4
	0407 - 14		
1J12	GASKETS		H
	1672 - 10		
1J10	GAUGE, TEMPERATURE	1E7	HAND PRIMER, INJECTION PUMP
	1672 - 8	1J8	HANDWARE, ALTERNATOR (CODE 3101)
1J10	GAUGE,ENGINE OIL PRESSURE	1J8	HARNES, ALTERNATOR (CODE 3101).....
	1672 - 8	1D4	HEAD, CYLINDER (CODE 5102)
1J20	GEAR, AIR COMPRESSOR (BENDIX)	1C11	HEADER, OIL FILTER
	2200 - 2	1C8	HEADER, OIL FILTER, ENGINE (CODE 8801, 8806).....
1J22	GEAR, AIR COMPRESSOR (BENDIX)		0407 - 4
	2200 - 3A	1C13	HEADER, OIL FILTER, ENGINE (CODE 8802)
2B17	GEAR, AUXILIARY DRIVE ADAPTER (CODE 5201) (ENGINE SERIAL NO.742890-).....	1C10	HEADER, OIL FILTER, ENGINE (CODE 8803)
	4151 - 8	1C17	HEADER, OIL FILTER, ENGINE (CODE 8804)
2B13	GEAR, AUXILIARY DRIVE ADAPTER (CODE 5201)(ENG SER NO.700295-720811)	1C15	HEADER, OIL FILTER, ENGINE (CODE 8807, 8809,8810)
	4151 - 4		0407 - 10
2B15	GEAR, AUXILIARY DRIVE ADAPTER (CODE 5201)(ENG SER NO.720812-742889)	1C12	HEADER, OIL FILTER, ENGINE (CODE 8815)
	4151 - 6	1I3	HEATER, ENGINE COOLANT (CODE 2601, 2602).....
2B11	GEAR, AUXILIARY DRIVE ADAPTER (CODE 5201)(ENGINE SERIAL NO.-700294)	1I4	HEATER,AIR INTAKE (CODE 4303).....
	4151 - 2	1H11	HEAVY-DUTY, FAN DRIVE SUPPORT (CODE 2312)
2B19	GEAR, AUXILIARY DRIVE ADAPTER (CODE 5202) (ENGINE SERIAL NO.-700294).....		0429 - 10
	4151 - 10	1H9	HEAVY-DUTY,FAN DRIVE SUPPORT (CODE 2313,2314).....
2B23	GEAR, AUXILIARY DRIVE ADAPTER (CODE 5202) (ENGINE SERIAL NO.742890-).....		0429 - 8
	4151 - 14	1J10	HOLDER, FUSE
2B21	GEAR, AUXILIARY DRIVE ADAPTER (CODE 5202)(ENG SER NO.700295-742889)	1I11	HOSE CLAMPS,RADIATOR.....
	4151 - 12	1E14	HOSE, AIR INLET
1B13	GEAR, CAMSHAFT (CODE 4601, 4602)	1D3	HOSE,ENGINE VENTILATOR (CODE 2906,2915).....
	0402 - 1	1I7	HOSE,RADIATOR.....
1B11	GEAR, CRANKSHAFT (CODE 4701)		0510 - 6
	0401 - 2	1I11	HOSES, RADIATOR.....
1B12	GEAR, CRANKSHAFT (CODE 4701)		0510 - 6
	0401 - 3	2B17	HOUSING, AUXILIARY DRIVE ADAPTER (CODE 5201) (ENGINE SERIAL NO.742890-).....
1C7	GEAR, ENGINE OIL PUMP (CODE 5002)		4151 - 8
	0407 - 3	2B13	HOUSING, AUXILIARY DRIVE ADAPTER (CODE 5201)(ENG SER NO.700295-720811)
1D13	GEAR, FUEL INJ. PUMP DRIVE-LUCAS (CODE 1602,1605,1606,1610,1692)(ESN 707059-)		4151 - 4
	0413 - 6	2B15	HOUSING, AUXILIARY DRIVE ADAPTER (CODE 5201)(ENG SER NO.720812-742889)
1D13	GEAR, FUEL INJ. PUMP DRIVE-LUCAS (CODE 1675,1683,160C)(ESN 707059-).....		4151 - 6
	0413 - 6	2B11	HOUSING, AUXILIARY DRIVE ADAPTER (CODE 5201)(ENGINE SERIAL NO.-700294)
1D17	GEAR, FUEL INJ. PUMP DRIVE-LUCAS (CODE 1694,1695) (ESN 707059-734814)		4151 - 2
	0413 - 12	2B19	HOUSING, AUXILIARY DRIVE ADAPTER (CODE 5202) (ENGINE SERIAL NO.-700294).....
1D11	GEAR, FUEL INJECTION PUMP DRIVE (CODE 1605,1606,1675,1676,1683)(ESN -707058)		4151 - 10
	0413 - 4	2B23	HOUSING, AUXILIARY DRIVE ADAPTER (CODE 5202) (ENGINE SERIAL NO.742890-).....
1D15	GEAR, FUEL INJECTION PUMP DRIVE-LUCAS (CODE 1602,1672) (ESN -707035).....		4151 - 14
	0413 - 8	2B21	HOUSING, AUXILIARY DRIVE ADAPTER (CODE 5202)(ENG SER NO.700295-742889)
2C7	GEAR, OFFSET AUXILIARY DRIVE ADAPTER (CODE 5203,5213).....		4151 - 12
	4151 - 22	1H14	HOUSING, ENGINE FLYWHEEL (CODE 1401 AND 1402).....
2C10	GEAR, OFFSET AUXILIARY DRIVE ADAPTER (CODE 5205)		0433 - 4
	4151 - 26	1H16	HOUSING, ENGINE FLYWHEEL (CODE 1403 AND 1404).....
2C12	GEAR, OFFSET AUXILIARY DRIVE ADAPTER (CODE 5205)		0433 - 6
	4151 - 28	1H18	HOUSING, ENGINE FLYWHEEL (CODE 1405 AND 1406).....
2C14	GEAR, OFFSET AUXILIARY DRIVE ADAPTER (CODE 5205)		0433 - 8
	4151 - 30	1H9	HOUSING, FAN DRIVE (CODE 2313, 2314)
2C16	GEAR, OFFSET AUXILIARY DRIVE ADAPTER (CODE 5205)		0429 - 8
	4151 - 32	1H2	HOUSING, FAN DRIVE (2301,2303,2304,2321).....
2C18	GEAR, OFFSET AUXILIARY DRIVE ADAPTER (CODE 5206)		0429 - 2
	4151 - 34	1H21	HOUSING, FLYWHEEL
2C20	GEAR, OFFSET AUXILIARY DRIVE ADAPTER (CODE 5206)		0433 - 11
	4151 - 36	1H20	HOUSING, FLYWHEEL (CODE 1407,1411,1420)
2C22	GEAR, OFFSET AUXILIARY DRIVE ADAPTER (CODE 5206)		0433 - 10
	4151 - 38	2C7	HOUSING, OFFSET AUXILIARY DRIVE ADAPTER (CODE 5203,5213).....
2C24	GEAR, OFFSET AUXILIARY DRIVE ADAPTER (CODE 5206)		4151 - 22
	4151 - 40	2C10	HOUSING, OFFSET AUXILIARY DRIVE ADAPTER (CODE 5205)
2D1	GEAR, OFFSET AUXILIARY DRIVE ADAPTER (CODE 5215)		4151 - 26
	4151 - 42	2C12	HOUSING, OFFSET AUXILIARY DRIVE ADAPTER (CODE 5205)
1J24	GEAR,AIR COMPRESSOR (MIDLAND)		4151 - 28
	2200 - 4	2C14	HOUSING, OFFSET AUXILIARY DRIVE ADAPTER (CODE 5205)
1K1	GEAR,AIR COMPRESSOR (MIDLAND)		4151 - 30
	2200 - 5A	2C16	HOUSING, OFFSET AUXILIARY DRIVE ADAPTER (CODE 5205)
1K3	GEAR,AIR COMPRESSOR (MIDLAND)		4151 - 32
	2200 - 6	2C18	HOUSING, OFFSET AUXILIARY DRIVE ADAPTER (CODE 5206)
2C3	GEAR,AUXILIARY DRIVE ADAPTER,OFFSET (CODE 5203)		4151 - 34
	4151 - 18		
2C5	GEAR,AUXILIARY DRIVE ADAPTER,OFFSET (CODE 5203)		
	4151 - 20		
2C1	GEAR,AUXILIARY DRIVE ADAPTER,OFFSET (CODE 5203) (ENGINE SERIAL NO.-XXXXXX).....		
	4151 - 16		
1H12	GEAR,FLYWHEEL RING		
	0433 - 2		

ALPHABETICAL INDEX - CONTINUED

GRID	PAGE	GRID	PAGE
2C20	HOUSING, OFFSET AUXILIARY DRIVE ADAPTER (CODE 5206)	1F21	KIT, STARTING MOTOR SOLENOID (CODE 3004)
	4151 - 36	1G1	KIT, STARTING MOTOR SOLENOID (CODE 3006) (ESN -709445).....
2C22	HOUSING, OFFSET AUXILIARY DRIVE ADAPTER (CODE 5206)		0422 - 12
	4151 - 38	1G3	KIT, STARTING MOTOR SOLENOID (CODE 3006) (ESN 709445-).....
2C24	HOUSING, OFFSET AUXILIARY DRIVE ADAPTER (CODE 5206)		0422 - 14
	4151 - 40	1G5	KIT, STARTING MOTOR SOLENOID (CODE 3007, 3028).....
2D1	HOUSING, OFFSET AUXILIARY DRIVE ADAPTER (CODE 5215)		0422 - 16
	4151 - 42	1G7	KIT, STARTING MOTOR SOLENOID (CODE 3008)
1E20	HOUSING, TURBOCHARGER, CENTER		0422 - 18
	0416 - 2	1G9	KIT, STARTING MOTOR SOLENOID (CODE 3009)
2C3	HOUSING,AUXILIARY DRIVE ADAPTER,OFFSET (CODE 5203)		0422 - 20
	4151 - 18	1G11	KIT, STARTING MOTOR SOLENOID (CODE 3010) (ESN -709445).....
2C5	HOUSING,AUXILIARY DRIVE ADAPTER,OFFSET (CODE 5203)		0422 - 22
	4151 - 20	1G13	KIT, STARTING MOTOR SOLENOID (CODE 3010) (ESN 709445-).....
2C1	HOUSING,AUXILIARY DRIVE ADAPTER,OFFSET (CODE 5203) (ENGINE SERIAL NO.-XXXXXX).....		0422 - 24
	4151 - 16	1G15	KIT, STARTING MOTOR SOLENOID (CODE 3011)
1C7	HOUSING,ENGINE OIL PUMP (CODE 5002)		0422 - 26
	0407 - 3	1G21	KIT, STARTING MOTOR SOLENOID (CODE 3044)
1H2	HUB, FAN DRIVE (CODE 2301,2303,2304,2321		0422 - 32
	0429 - 2	1J20	KIT,AIR COMPRESSOR DRIVE (BENDIX).....
			2200 - 2
		1J22	KIT,AIR COMPRESSOR DRIVE (BENDIX).....
			2200 - 3A
		2C5	KIT,AUXILIARY DRIVE ADAPTER, OFFSET (CODE 5203)
			4151 - 20
I			
1J10	IGNITION SWITCH.....		1672 - 8
1J10	IGNITION SWITCH KEY		1672 - 8
1E24	IMPELLER,WATER PUMP.....		0417 - 2
1H22	IN CHASSIS OVERHAUL GASKET SET		0452 - 1
1D9	INJECTION NOZZLE, FUEL		0413 - 1
1B17	INJECTION PUMP ACCESS COVER (CODE 4401)		0402 - 6
1B19	INJECTION PUMP ACCESS COVER (CODE 4402)		0402 - 8
1E7	INJECTION PUMP CONTROL LEVER		0413 - 24
1E7	INJECTION PUMP CONTROL VALVE		0413 - 24
1E7	INJECTION PUMP HAND PRIMER.....		0413 - 24
1E7	INJECTION PUMP LEVERS		0413 - 24
1E7	INJECTION PUMP SHUT-OFF LEVER.....		0413 - 24
1E7	INJECTION PUMP THROTTLE LEVER		0413 - 24
1E14	INLET, AIR		0414 - 2
1E25	INLET, WATER PUMP		0417 - 3
1J10	INSTRUMENT PANEL		1672 - 8
1J10	INSTRUMENT PANEL WIRING HARNESS		1672 - 8
1D4	INTAKE VALVE (CODE 5102).....		0409 - 2
1E14	INTAKE, AIR		0414 - 2
1C7	INTAKE, ENGINE OIL PUMP (CODE 5002).....		0407 - 3
K			
1J10	KEY,IGNITION SWITCH.....		1672 - 8
2B17	KIT, AUXILIARY DRIVE ADAPTER (CODE 5201) (ENGINE SERIAL NO.742890-).....		4151 - 8
2B15	KIT, AUXILIARY DRIVE ADAPTER (CODE 5201)(ENG SER NO.720812-742889)		4151 - 6
2B23	KIT, AUXILIARY DRIVE ADAPTER (CODE 5202) (ENGINE SERIAL NO.742890-).....		4151 - 14
2B21	KIT, AUXILIARY DRIVE ADAPTER (CODE 5202)(ENG SER NO.700295-742889)		4151 - 12
1E12	KIT, COLD START ADVANCE		0413 - 29
1B21	KIT, CYLINDER LINER O-RING (CODE 4801, 4803, 4809)		0403 - 2
2C7	KIT, OFFSET AUXILIARY DRIVE ADAPTER (CODE 5203,5213).....		4151 - 22
1H23	KIT, OVERHAUL ENGINE		0452 - 2
1I7	KIT, RADIATOR		0510 - 1
1F15	KIT, STARTING MOTOR SOLENOID (CODE 3001) (ESN -709445).....		0422 - 2
1F17	KIT, STARTING MOTOR SOLENOID (CODE 3001) (ESN 709445-).....		0422 - 4
1F19	KIT, STARTING MOTOR SOLENOID (CODE 3002) (ESN 709445-).....		0422 - 6
L			
1J14	LATCH, FLUSH LOCKING (CODE 9701)		1743 - 1
1E7	LEVERS, FUEL INJECTION PUMP		0413 - 24
2B17	LINE, AUXILIARY DRIVE ADAPTER LUBE (CODE 5201) (ENGINE SERIAL NO.742890-).....		4151 - 8
2B13	LINE, AUXILIARY DRIVE ADAPTER LUBE (CODE 5201)(ENG SER NO.700295-720811)		4151 - 4
2B15	LINE, AUXILIARY DRIVE ADAPTER LUBE (CODE 5201)(ENG SER NO.720812-742889)		4151 - 6
2B11	LINE, AUXILIARY DRIVE ADAPTER LUBE (CODE 5201)(ENGINE SERIAL NO.-700294)		4151 - 2
2B19	LINE, AUXILIARY DRIVE ADAPTER LUBE (CODE 5202) (ENGINE SERIAL NO.-700294).....		4151 - 10
2B23	LINE, AUXILIARY DRIVE ADAPTER LUBE (CODE 5202) (ENGINE SERIAL NO.742890-).....		4151 - 14
2B21	LINE, AUXILIARY DRIVE ADAPTER LUBE (CODE 5202)(ENG SER NO.700295-742889)		4151 - 12
1E10	LINE, FUEL INJ PUMP ANEROID CONTROL (CODE 1610,1683,160C,160D)		0413 - 27
1E11	LINE, FUEL INJ PUMP ANEROID CONTROL (CODE 1610,1683,160C,160D)		0413 - 28
1E13	LINE, FUEL INJ PUMP ANEROID CONTROL (CODE 4311) LUCAS		0414 - 1
2C3	LINE,AUXILIARY DRIVE ADAPTER LUBE,OFFSET (CODE 5203)		4151 - 18
2C5	LINE,AUXILIARY DRIVE ADAPTER LUBE,OFFSET (CODE 5203)		4151 - 20
2C1	LINE,AUXILIARY DRIVE ADAPTER LUBE,OFFSET (CODE 5203) (ENGINE SERIAL NO.-XXXXXX).....		4151 - 16
2C7	LINE,OFFSET AUXILIARY DRIVE ADAPTER LUBE (CODE 5203,5213).....		4151 - 22
2C10	LINE,OFFSET AUXILIARY DRIVE ADAPTER LUBE (CODE 5205)		4151 - 26
2C12	LINE,OFFSET AUXILIARY DRIVE ADAPTER LUBE (CODE 5205)		4151 - 28
2C14	LINE,OFFSET AUXILIARY DRIVE ADAPTER LUBE (CODE 5205)		4151 - 30
2C16	LINE,OFFSET AUXILIARY DRIVE ADAPTER LUBE (CODE 5205)		4151 - 32
2C18	LINE,OFFSET AUXILIARY DRIVE ADAPTER LUBE (CODE 5206)		4151 - 34
2C20	LINE,OFFSET AUXILIARY DRIVE ADAPTER LUBE (CODE 5206)		4151 - 36
2C22	LINE,OFFSET AUXILIARY DRIVE ADAPTER LUBE (CODE 5206)		4151 - 38

ALPHABETICAL INDEX - CONTINUED

GRID	PAGE	GRID	PAGE
2C24	LINE,OFFSET AUXILIARY DRIVE ADAPTER LUBE (CODE 5206)		4151 - 40
2D1	LINE,OFFSET AUXILIARY DRIVE ADAPTER LUBE (CODE 5215)		4151 - 42
1B21	LINER, CYLINDER (CODE 4801, 4803, 4809)		0403 - 2
1D11	LINES, FUEL INJ.-LUCAS (CODE 1605,1606 1675,1676,1683)(ESN -707058)		0413 - 4
1D21	LINES, FUEL INJECTION (STANADYNE)		0413 - 16
1E1	LINES, FUEL INJECTION (STANADYNE)		0413 - 19A
1E3	LINES, FUEL INJECTION-DENSO (CODE 1667).....		0413 - 20
1D13	LINES, FUEL INJECTION-LUCAS (CODE 1602, 1605,1606,1610,1692)(ESN 707059-)		0413 - 6
1D15	LINES, FUEL INJECTION-LUCAS (CODE 1602, 1672) (ESN -707035).....		0413 - 8
1D13	LINES, FUEL INJECTION-LUCAS (CODE 1675, 1683,160C)(ESN 707059-)		0413 - 6
1D17	LINES, FUEL INJECTION-LUCAS (CODE 1694, 1695) (ESN 707059-734814)		0413 - 12
1D19	LINES, FUEL INJECTION-STANADYNE		0413 - 14
1E22	LINES, TURBOCHARGER OIL		0416 - 4
1C9	LINES,COOLANT- ADAPTER (CODE 8801, 8806)		0407 - 5
1J14	LOCKING LATCH, FLUSH (CODE 9701)		1743 - 1
2B17	LUBE LINE ,AUXILIARY DRIVE ADAPTER (CODE 5201 (ENGINE SERIAL NO.742890-)).....		4151 - 8
2B13	LUBE LINE ,AUXILIARY DRIVE ADAPTER (CODE 5201)(ENG SER NO.700295-720811)		4151 - 4
2B15	LUBE LINE ,AUXILIARY DRIVE ADAPTER (CODE 5201)(ENG SER NO.720812-742889)		4151 - 6
2B11	LUBE LINE ,AUXILIARY DRIVE ADAPTER (CODE 5201)(ENGINE SERIAL NO.-700294)		4151 - 2
2B19	LUBE LINE ,AUXILIARY DRIVE ADAPTER (CODE 5202) (ENGINE SERIAL NO.-700294)		4151 - 10
2B23	LUBE LINE ,AUXILIARY DRIVE ADAPTER (CODE 5202) (ENGINE SERIAL NO.742890-).....		4151 - 14
2B21	LUBE LINE ,AUXILIARY DRIVE ADAPTER (CODE 5202)(ENG SER NO.700295-742889)		4151 - 12
1E5	LUBE LINE, FUEL INJECTION PUMP-DENSO (CODE 1667)		0413 - 22
1J24	LUBE LINE,AIR COMPRESSOR (MIDLAND)		2200 - 4
1K1	LUBE LINE,AIR COMPRESSOR (MIDLAND)		2200 - 5A
2C3	LUBE LINE,AUXILIARY DRIVE ADAPTER,OFFSET (CODE 5203)		4151 - 18
2C5	LUBE LINE,AUXILIARY DRIVE ADAPTER,OFFSET (CODE 5203)		4151 - 20
2C1	LUBE LINE,AUXILIARY DRIVE ADAPTER,OFFSET (CODE 5203) (ENGINE SERIAL NO.-XXXXXX).....		4151 - 16
2C7	LUBE LINE,OFFSET AUXILIARY DRIVE ADAPTER (CODE 5203,5213).....		4151 - 22
2C10	LUBE LINE,OFFSET AUXILIARY DRIVE ADAPTER (CODE 5205)		4151 - 26
2C12	LUBE LINE,OFFSET AUXILIARY DRIVE ADAPTER (CODE 5205)		4151 - 28
2C14	LUBE LINE,OFFSET AUXILIARY DRIVE ADAPTER (CODE 5205)		4151 - 30
2C16	LUBE LINE,OFFSET AUXILIARY DRIVE ADAPTER (CODE 5205)		4151 - 32
2C18	LUBE LINE,OFFSET AUXILIARY DRIVE ADAPTER (CODE 5206)		4151 - 34
2C20	LUBE LINE,OFFSET AUXILIARY DRIVE ADAPTER (CODE 5206)		4151 - 36
2C22	LUBE LINE,OFFSET AUXILIARY DRIVE ADAPTER (CODE 5206)		4151 - 38
2C24	LUBE LINE,OFFSET AUXILIARY DRIVE ADAPTER (CODE 5206)		4151 - 40
2D1	LUBE LINE,OFFSET AUXILIARY DRIVE ADAPTER (CODE 5215)		4151 - 42
		M	
1B24	MAIN BEARING CAP (CODE 4601, 4602)		0404 - 4
1B11	MAIN BEARINGS (CODE 4701)		0401 - 2
1B12	MAIN BEARINGS (CODE 4701)		0401 - 3
1H23	MAJOR OVERHAUL KIT		0452 - 2
1D7	MANIFOLD, EXHAUST (CODE 2801 THRU 2807, 2820, 2822, 2826)		0410 - 2
1F15	MOTOR, STARTING (CODE 3001) (ESN -709445).....		0422 - 2
1F17	MOTOR, STARTING (CODE 3001) (ESN 709445-).....		0422 - 4
1F19	MOTOR, STARTING (CODE 3002) (ESN 709445-).....		0422 - 6
1F21	MOTOR, STARTING (CODE 3004).....		0422 - 8
1F23	MOTOR, STARTING (CODE 3005).....		0422 - 10
1G1	MOTOR, STARTING (CODE 3006) (ESN -709445).....		0422 - 12
1G3	MOTOR, STARTING (CODE 3006) (ESN 709445-).....		0422 - 14
1G5	MOTOR, STARTING (CODE 3007,3028)		0422 - 16
1G7	MOTOR, STARTING (CODE 3008).....		0422 - 18
1G9	MOTOR, STARTING (CODE 3009).....		0422 - 20
1G11	MOTOR, STARTING (CODE 3010) (ESN -709445).....		0422 - 22
1G13	MOTOR, STARTING (CODE 3010) (ESN 709445-).....		0422 - 24
1G15	MOTOR, STARTING (CODE 3011).....		0422 - 26
1G17	MOTOR, STARTING (CODE 3012).....		0422 - 28
1G19	MOTOR, STARTING (CODE 3033).....		0422 - 30
1G21	MOTOR, STARTING (CODE 3044).....		0422 - 32
1I21	MUFFLER (CODE 9901)		0530 - 2
1I20	MUFFLER (WITHOUT TURBOCHARGER).....		0530 - 1
1I21	MUFFLER COVER (CODE 9901)		0530 - 2
1I20	MUFFLER COVER (WITHOUT TURBOCHARGER).....		0530 - 1
		N	
1C3	NECK, ENGINE OIL FILLER (CODE 1201, 1202 1204, 1214, 1299)		0407 - 1
1C4	NECK,ENGINE OIL FILLER (CODE 1210,1211,1 212).....		0407 - 1A
1D9	NOZZLE, FUEL INJECTION		0413 - 1
		O	
2C3	OFFSET AUXILIARY DRIVE ADAPTER (CODE 5203)		4151 - 18
2C5	OFFSET AUXILIARY DRIVE ADAPTER (CODE 5203)		4151 - 20
2C1	OFFSET AUXILIARY DRIVE ADAPTER (CODE 5203) (ENGINE SERIAL NO.-XXXXXX).....		4151 - 16
2C7	OFFSET AUXILIARY DRIVE ADAPTER (CODE 5203,5213).....		4151 - 22
2C10	OFFSET AUXILIARY DRIVE ADAPTER (CODE 5205)		4151 - 26
2C12	OFFSET AUXILIARY DRIVE ADAPTER (CODE 5205)		4151 - 28
2C14	OFFSET AUXILIARY DRIVE ADAPTER (CODE 5205)		4151 - 30
2C16	OFFSET AUXILIARY DRIVE ADAPTER (CODE 5205)		4151 - 32
2C18	OFFSET AUXILIARY DRIVE ADAPTER (CODE 5206)		4151 - 34

ALPHABETICAL INDEX - CONTINUED

<i>GRID</i>	<i>PAGE</i>	<i>GRID</i>	<i>PAGE</i>
2C20	OFFSET AUXILIARY DRIVE ADAPTER (CODE 5206)	2C7	OFFSET AUXILIARY DRIVE ADAPTER GASKET (CODE 5203,5213).....
	4151 - 36		4151 - 22
2C22	OFFSET AUXILIARY DRIVE ADAPTER (CODE 5206)	2C10	OFFSET AUXILIARY DRIVE ADAPTER GASKET (CODE 5205)
	4151 - 38		4151 - 26
2C24	OFFSET AUXILIARY DRIVE ADAPTER (CODE 5206)	2C12	OFFSET AUXILIARY DRIVE ADAPTER GASKET (CODE 5205)
	4151 - 40		4151 - 28
2D1	OFFSET AUXILIARY DRIVE ADAPTER (CODE 5215)	2C14	OFFSET AUXILIARY DRIVE ADAPTER GASKET (CODE 5205)
	4151 - 42		4151 - 30
2C3	OFFSET AUXILIARY DRIVE ADAPTER BEARING (CODE 5203)	2C16	OFFSET AUXILIARY DRIVE ADAPTER GASKET (CODE 5205)
	4151 - 18		4151 - 32
2C5	OFFSET AUXILIARY DRIVE ADAPTER BEARING (CODE 5203)	2C18	OFFSET AUXILIARY DRIVE ADAPTER GASKET (CODE 5206)
	4151 - 20		4151 - 34
2C1	OFFSET AUXILIARY DRIVE ADAPTER BEARING (CODE 5203) (ENGINE SERIAL NO.-XXXXXX).....	2C20	OFFSET AUXILIARY DRIVE ADAPTER GASKET (CODE 5206)
	4151 - 16		4151 - 36
2C7	OFFSET AUXILIARY DRIVE ADAPTER BEARING (CODE 5203,5213).....	2C22	OFFSET AUXILIARY DRIVE ADAPTER GASKET (CODE 5206)
	4151 - 22		4151 - 38
2C10	OFFSET AUXILIARY DRIVE ADAPTER BEARING (CODE 5205)	2C24	OFFSET AUXILIARY DRIVE ADAPTER GASKET (CODE 5206)
	4151 - 26		4151 - 40
2C12	OFFSET AUXILIARY DRIVE ADAPTER BEARING (CODE 5205)	2D1	OFFSET AUXILIARY DRIVE ADAPTER GASKET (CODE 5215)
	4151 - 28		4151 - 42
2C14	OFFSET AUXILIARY DRIVE ADAPTER BEARING (CODE 5205)	2C3	OFFSET AUXILIARY DRIVE ADAPTER GEAR (CODE 5203)
	4151 - 30		4151 - 18
2C16	OFFSET AUXILIARY DRIVE ADAPTER BEARING (CODE 5205)	2C5	OFFSET AUXILIARY DRIVE ADAPTER GEAR (CODE 5203)
	4151 - 32		4151 - 20
2C18	OFFSET AUXILIARY DRIVE ADAPTER BEARING (CODE 5206)	2C1	OFFSET AUXILIARY DRIVE ADAPTER GEAR (CODE 5203) (ENGINE SERIAL NO.-XXXXXX).....
	4151 - 34		4151 - 16
2C20	OFFSET AUXILIARY DRIVE ADAPTER BEARING (CODE 5206)	2C7	OFFSET AUXILIARY DRIVE ADAPTER GEAR (CODE 5203,5213).....
	4151 - 36		4151 - 22
2C22	OFFSET AUXILIARY DRIVE ADAPTER BEARING (CODE 5206)	2C10	OFFSET AUXILIARY DRIVE ADAPTER GEAR (CODE 5205)
	4151 - 38		4151 - 26
2C24	OFFSET AUXILIARY DRIVE ADAPTER BEARING (CODE 5206)	2C12	OFFSET AUXILIARY DRIVE ADAPTER GEAR (CODE 5205)
	4151 - 40		4151 - 28
2D1	OFFSET AUXILIARY DRIVE ADAPTER BEARING (CODE 5215)	2C14	OFFSET AUXILIARY DRIVE ADAPTER GEAR (CODE 5205)
	4151 - 42		4151 - 30
2C3	OFFSET AUXILIARY DRIVE ADAPTER COVER (CODE 5203)	2C16	OFFSET AUXILIARY DRIVE ADAPTER GEAR (CODE 5205)
	4151 - 18		4151 - 32
2C5	OFFSET AUXILIARY DRIVE ADAPTER COVER (CODE 5203)	2C18	OFFSET AUXILIARY DRIVE ADAPTER GEAR (CODE 5206)
	4151 - 20		4151 - 34
2C1	OFFSET AUXILIARY DRIVE ADAPTER COVER (CODE 5203) (ENGINE SERIAL NO.-XXXXXX).....	2C20	OFFSET AUXILIARY DRIVE ADAPTER GEAR (CODE 5206)
	4151 - 16		4151 - 36
2C7	OFFSET AUXILIARY DRIVE ADAPTER COVER (CODE 5203,5213).....	2C22	OFFSET AUXILIARY DRIVE ADAPTER GEAR (CODE 5206)
	4151 - 22		4151 - 38
2C10	OFFSET AUXILIARY DRIVE ADAPTER COVER (CODE 5205)	2C24	OFFSET AUXILIARY DRIVE ADAPTER GEAR (CODE 5206)
	4151 - 26		4151 - 40
2C12	OFFSET AUXILIARY DRIVE ADAPTER COVER (CODE 5205)	2D1	OFFSET AUXILIARY DRIVE ADAPTER GEAR (CODE 5215)
	4151 - 28		4151 - 42
2C14	OFFSET AUXILIARY DRIVE ADAPTER COVER (CODE 5205)	2C3	OFFSET AUXILIARY DRIVE ADAPTER HOUSING (CODE 5203)
	4151 - 30		4151 - 18
2C16	OFFSET AUXILIARY DRIVE ADAPTER COVER (CODE 5205)	2C5	OFFSET AUXILIARY DRIVE ADAPTER HOUSING (CODE 5203)
	4151 - 32		4151 - 20
2C18	OFFSET AUXILIARY DRIVE ADAPTER COVER (CODE 5206)	2C1	OFFSET AUXILIARY DRIVE ADAPTER HOUSING (CODE 5203) (ENGINE SERIAL NO.-XXXXXX).....
	4151 - 34		4151 - 16
2C20	OFFSET AUXILIARY DRIVE ADAPTER COVER (CODE 5206)	2C7	OFFSET AUXILIARY DRIVE ADAPTER HOUSING (CODE 5203,5213).....
	4151 - 36		4151 - 22
2C22	OFFSET AUXILIARY DRIVE ADAPTER COVER (CODE 5206)	2C10	OFFSET AUXILIARY DRIVE ADAPTER HOUSING (CODE 5205)
	4151 - 38		4151 - 26
2C24	OFFSET AUXILIARY DRIVE ADAPTER COVER (CODE 5206)	2C12	OFFSET AUXILIARY DRIVE ADAPTER HOUSING (CODE 5205)
	4151 - 40		4151 - 28
2D1	OFFSET AUXILIARY DRIVE ADAPTER COVER (CODE 5215)	2C14	OFFSET AUXILIARY DRIVE ADAPTER HOUSING (CODE 5205)
	4151 - 42		4151 - 30
2C3	OFFSET AUXILIARY DRIVE ADAPTER GASKET (CODE 5203)	2C16	OFFSET AUXILIARY DRIVE ADAPTER HOUSING (CODE 5205)
	4151 - 18		4151 - 32
2C5	OFFSET AUXILIARY DRIVE ADAPTER GASKET (CODE 5203)	2C18	OFFSET AUXILIARY DRIVE ADAPTER HOUSING (CODE 5206)
	4151 - 20		4151 - 34
2C1	OFFSET AUXILIARY DRIVE ADAPTER GASKET (CODE 5203) (ENGINE SERIAL NO.-XXXXXX).....	2C20	OFFSET AUXILIARY DRIVE ADAPTER HOUSING (CODE 5206)
	4151 - 16		4151 - 36

ALPHABETICAL INDEX - CONTINUED

GRID	PAGE	GRID	PAGE
2C22	OFFSET AUXILIARY DRIVE ADAPTER HOUSING (CODE 5206)	2C7	OFFSET AUXILIARY DRIVE SUPPORT BRACKET (CODE 5203,5213).....
	4151 - 38		4151 - 22
2C24	OFFSET AUXILIARY DRIVE ADAPTER HOUSING (CODE 5206)	1F5	OIL COOLER, ENGINE (CODE 5901,5904)
	4151 - 40		0419 - 2
2D1	OFFSET AUXILIARY DRIVE ADAPTER HOUSING (CODE 5215)	1C6	OIL DIPSTICK (CODE 4001-4003,4009,4014, 4017,4018,4020).....
	4151 - 42		0407 - 2
2C5	OFFSET AUXILIARY DRIVE ADAPTER KIT (CODE 5203)	2C3	OIL FILL COVER GASKET, AUXILIARY DRIVE (CODE 5203)
	4151 - 20		4151 - 18
2C7	OFFSET AUXILIARY DRIVE ADAPTER KIT (CODE 5203,5213).....	2C5	OIL FILL COVER GASKET, AUXILIARY DRIVE (CODE 5203)
	4151 - 22		4151 - 20
2C3	OFFSET AUXILIARY DRIVE ADAPTER LUBE LINE (CODE 5203)	2C7	OIL FILL COVER GASKET, AUXILIARY DRIVE (CODE 5203,5213).....
	4151 - 18		4151 - 22
2C5	OFFSET AUXILIARY DRIVE ADAPTER LUBE LINE (CODE 5203)	2D1	OIL FILL COVER GASKET, AUXILIARY DRIVE (CODE 5215)
	4151 - 20		4151 - 42
2C1	OFFSET AUXILIARY DRIVE ADAPTER LUBE LINE (CODE 5203) (ENGINE SERIAL NO.-XXXXXX).....	1C4	OIL FILLER NECK (CODE 1210,1211,1212)
	4151 - 16		0407 - 1A
2C7	OFFSET AUXILIARY DRIVE ADAPTER LUBE LINE (CODE 5203,5213).....	1C11	OIL FILTER.....
	4151 - 22		0407 - 6A
2C10	OFFSET AUXILIARY DRIVE ADAPTER LUBE LINE (CODE 5205)	1C11	OIL FILTER ADAPTER.....
	4151 - 26		0407 - 6A
2C12	OFFSET AUXILIARY DRIVE ADAPTER LUBE LINE (CODE 5205)	1C13	OIL FILTER ADAPTER (CODE 8802).....
	4151 - 28		0407 - 8
2C14	OFFSET AUXILIARY DRIVE ADAPTER LUBE LINE (CODE 5205)	1C8	OIL FILTER ADAPTER,ENGINE (CODE 8801, 8806).....
	4151 - 30		0407 - 4
2C16	OFFSET AUXILIARY DRIVE ADAPTER LUBE LINE (CODE 5205)	1C13	OIL FILTER ADAPTER,ENGINE (CODE 8802)
	4151 - 32		0407 - 8
2C18	OFFSET AUXILIARY DRIVE ADAPTER LUBE LINE (CODE 5206)	1C10	OIL FILTER ADAPTER,ENGINE (CODE 8803)
	4151 - 34		0407 - 6
2C20	OFFSET AUXILIARY DRIVE ADAPTER LUBE LINE (CODE 5206)	1C17	OIL FILTER ADAPTER,ENGINE (CODE 8804)
	4151 - 36		0407 - 12
2C22	OFFSET AUXILIARY DRIVE ADAPTER LUBE LINE (CODE 5206)	1C12	OIL FILTER ADAPTER,ENGINE (CODE 8815)
	4151 - 38		0407 - 7
2C24	OFFSET AUXILIARY DRIVE ADAPTER LUBE LINE (CODE 5206)	1C8	OIL FILTER ELEMENT, ENGINE (CODE 8801, 8806).....
	4151 - 40		0407 - 4
2D1	OFFSET AUXILIARY DRIVE ADAPTER LUBE LINE (CODE 5215)	1C13	OIL FILTER ELEMENT, ENGINE (CODE 8802).....
	4151 - 42		0407 - 8
2C3	OFFSET AUXILIARY DRIVE ADAPTER SHAFT (CODE 5203)	1C10	OIL FILTER ELEMENT, ENGINE (CODE 8803).....
	4151 - 18		0407 - 6
2C5	OFFSET AUXILIARY DRIVE ADAPTER SHAFT (CODE 5203)	1C17	OIL FILTER ELEMENT, ENGINE (CODE 8804).....
	4151 - 20		0407 - 12
2C1	OFFSET AUXILIARY DRIVE ADAPTER SHAFT (CODE 5203) (ENGINE SERIAL NO.-XXXXXX).....	1C15	OIL FILTER ELEMENT, ENGINE (CODE 8807, 8809,8810)
	4151 - 16		0407 - 10
2C7	OFFSET AUXILIARY DRIVE ADAPTER SHAFT (CODE 5203,5213).....	1C12	OIL FILTER ELEMENT, ENGINE (CODE 8815).....
	4151 - 22		0407 - 7
2C10	OFFSET AUXILIARY DRIVE ADAPTER SHAFT (CODE 5205)	1C11	OIL FILTER HEADER
	4151 - 26		0407 - 6A
2C12	OFFSET AUXILIARY DRIVE ADAPTER SHAFT (CODE 5205)	1C8	OIL FILTER HEADER, ENGINE (CODE 8801, 8806).....
	4151 - 28		0407 - 4
2C14	OFFSET AUXILIARY DRIVE ADAPTER SHAFT (CODE 5205)	1C13	OIL FILTER HEADER, ENGINE (CODE 8802).....
	4151 - 30		0407 - 8
2C16	OFFSET AUXILIARY DRIVE ADAPTER SHAFT (CODE 5205)	1C10	OIL FILTER HEADER, ENGINE (CODE 8803).....
	4151 - 32		0407 - 6
2C18	OFFSET AUXILIARY DRIVE ADAPTER SHAFT (CODE 5206)	1C17	OIL FILTER HEADER, ENGINE (CODE 8804).....
	4151 - 34		0407 - 12
2C20	OFFSET AUXILIARY DRIVE ADAPTER SHAFT (CODE 5206)	1C15	OIL FILTER HEADER, ENGINE (CODE 8807, 8809,8810)
	4151 - 36		0407 - 10
2C22	OFFSET AUXILIARY DRIVE ADAPTER SHAFT (CODE 5206)	1C12	OIL FILTER HEADER, ENGINE (CODE 8815).....
	4151 - 38		0407 - 7
2C24	OFFSET AUXILIARY DRIVE ADAPTER SHAFT (CODE 5206)	1E22	OIL LINES, TURBOCHARGER
	4151 - 40		0416 - 4
2D1	OFFSET AUXILIARY DRIVE ADAPTER SHAFT (CODE 5215)	1C19	OIL PAN GASKET (CODE 1901,1902,1903, 1936).....
	4151 - 42		0407 - 14
2C3	OFFSET AUXILIARY DRIVE SUPPORT BRACKET (CODE 5203)	1C19	OIL PAN,ENGINE (CODE 1901,1902,1903, 1936).....
	4151 - 18		0407 - 14
2C5	OFFSET AUXILIARY DRIVE SUPPORT BRACKET (CODE 5203)	1C21	OIL PAN,ENGINE (CODE 1904)
	4151 - 20		0407 - 16
		1C23	OIL PAN,ENGINE (CODE 1923)
			0407 - 18
		1B17	OIL PRESSURE RELIEF VALVE (CODE 4401).....
			0402 - 6
		1B19	OIL PRESSURE RELIEF VALVE (CODE 4402).....
			0402 - 8
		1J2	OILSCAN PLUS TEST KIT
			1369 - 2
		1B24	ORIFICE,PISTON COOLING (CODE 4601, 4602)
			0404 - 4
		1H23	OVERHAUL, MAJOR KIT.....
			0452 - 2

P

ALPHABETICAL INDEX - CONTINUED

GRID	PAGE	GRID	PAGE
1B24	PISTON COOLING ORIFICE (CODE 4601, 4602)	0404 - 4	
1B21	PISTON RINGS (CODE 4801, 4803, 4809)	0403 - 2	
1B21	PISTON, ENGINE (CODE 4801, 4803, 4809)	0403 - 2	
1B22	PLATE,ENGINE FRONT (CODE 3601,3602,3604).....	0404 - 2	
1I14	PRIMARY ELEMENT	0520 - 2	
1I16	PRIMARY ELEMENT	0520 - 4	
1I18	PRIMARY ELEMENT	0520 - 6	
1H1	PULLEY CRANKSHAFT (CODE 4101,4102, 4103)	0429 - 1	
1J7	PULLEY, ALTERNATOR (CODE 3111).....	1672 - 4	
1H2	PULLEY, FAN DRIVE (CODE 8601 THRU 8630)	0429 - 2	
1H5	PULLEY, IDLER (CODE 2404 THRU 2416, 2420 THRU 2423)	0429 - 4	
1H7	PULLEY, IDLER (CODE 2424 THRU 2446, 2417 AND 2419)	0429 - 6	
1H2	PULLEY, TENSIONER (CODE 8601 THRU 8612).....	0429 - 2	
1E25	PULLEY, WATER PUMP	0417 - 3	
1H1	PULLEY,CRANKSHAFT (CODE 1301,1302,1303 1304).....	0429 - 1	
1C7	PUMP, ENGINE OIL (CODE 5002).....	0407 - 3	
1D21	PUMP, FUEL INJECTION (STANADYNE)	0413 - 16	
1E1	PUMP, FUEL INJECTION (STANADYNE)	0413 - 19A	
1E5	PUMP, FUEL INJECTION-DENSO (CODE 1667).....	0413 - 22	
1D13	PUMP, FUEL INJECTION-LUCAS (CODE 1602, 1605,1606,1610,1692)(ESN 707059-)	0413 - 6	
1D15	PUMP, FUEL INJECTION-LUCAS (CODE 1602, 1672) (ESN -707035).....	0413 - 8	
1D11	PUMP, FUEL INJECTION-LUCAS (CODE 1605, 1606,1675,1676,1683)(ESN -707058)	0413 - 4	
1D13	PUMP, FUEL INJECTION-LUCAS (CODE 1675, 1683,160C)(ESN 707059-)	0413 - 6	
1D17	PUMP, FUEL INJECTION-LUCAS (CODE 1694, 1695) (ESN 707059-734814).....	0413 - 12	
1D19	PUMP, FUEL INJECTION-STANADYNE.....	0413 - 14	
1F13	PUMP, FUEL TRANSFER (CODE 3701,3702).....	0421 - 2	
1E24	PUMP,WATER	0417 - 2	
1F13	PUSH ROD,FUEL TRANSFER PUMP (CODE 3701, 3702)	0421 - 2	
1B16	PUSH RODS (CODE 4901).....	0402 - 4	
R			
1I11	RADIATOR	0510 - 6	
1I11	RADIATOR BRACKET	0510 - 6	
1I7	RADIATOR CAP	0510 - 1	
1I9	RADIATOR FAN GUARD.....	0510 - 4	
1I9	RADIATOR FAN SHROUD	0510 - 4	
1I7	RADIATOR HOSE	0510 - 1	
1I11	RADIATOR HOSE CLAMPS	0510 - 6	
1I11	RADIATOR HOSES	0510 - 6	
1I7	RADIATOR KIT.....	0510 - 1	
1I11	RADIATOR TUBES	0510 - 6	
1I9	RADIATOR, FAN	0510 - 4	
1I14	RAIN CAP, AIR CLEANER	0520 - 2	
1I16	RAIN CAP, AIR CLEANER	0520 - 4	
1I18	RAIN CAP, AIR CLEANER	0520 - 6	
1J5	REGULATOR, ALTERNATOR (CODE 3104,3107, 3108,3109)	1672 - 2	
1J12	RELAY.....	1672 - 10	
1B17	RELIEF VALVE, OIL PRESSURE (CODE 4401)	0402 - 6	
1B19	RELIEF VALVE, OIL PRESSURE (CODE 4402)	0402 - 8	
1B21	RINGS, PISTON (CODE 4801, 4803, 4809).....	0403 - 2	
1B14	ROCKER ARM COVER (CODE 1101, 1103, 1107).....	0402 - 2	
1B14	ROCKER ARM COVER GASKET (CODE 1101, 1103 1107).....	0402 - 2	
1B16	ROCKER ARM SHAFT (CODE 4901).....	0402 - 4	
1B16	ROCKER ARMS (CODE 4901)	0402 - 4	
1B21	ROD, CONNECTING (CODE 4801, 4803, 4809)	0403 - 2	
1B16	RODS, PUSH (CODE 4901)	0402 - 4	
S			
1H21	SEAL, FLYWHEEL HOUSING.....	0433 - 11	
1I14	SECONDARY ELEMENT	0520 - 2	
1I16	SECONDARY ELEMENT	0520 - 4	
1I18	SECONDARY ELEMENT	0520 - 6	
1I22	SENSOR,TACHOMETER (CODE 6701)	0570 - 1	
2B17	SHAFT, AUXILIARY DRIVE ADAPTER (CODE 5201) (ENGINE SERIAL NO.742890-).....	4151 - 8	
2B13	SHAFT, AUXILIARY DRIVE ADAPTER (CODE 5201)(ENG SER NO.700295-720811)	4151 - 4	
2B15	SHAFT, AUXILIARY DRIVE ADAPTER (CODE 5201)(ENG SER NO.720812-742889)	4151 - 6	
2B11	SHAFT, AUXILIARY DRIVE ADAPTER (CODE 5201)(ENGINE SERIAL NO.-700294)	4151 - 2	
2B19	SHAFT, AUXILIARY DRIVE ADAPTER (CODE 5202) (ENGINE SERIAL NO.-700294).....	4151 - 10	
2B23	SHAFT, AUXILIARY DRIVE ADAPTER (CODE 5202) (ENGINE SERIAL NO.742890-).....	4151 - 14	
2B21	SHAFT, AUXILIARY DRIVE ADAPTER (CODE 5202)(ENG SER NO.700295-742889)	4151 - 12	
1E18	SHAFT, ENGINE BALANCER (CODE 4501,4502)	0415 - 2	
2C5	SHAFT, OFFSET AUXILIARY DRIVE ADAPTER (CODE 5203)	4151 - 20	
2C7	SHAFT, OFFSET AUXILIARY DRIVE ADAPTER (CODE 5203,5213).....	4151 - 22	
2C10	SHAFT, OFFSET AUXILIARY DRIVE ADAPTER (CODE 5205)	4151 - 26	
2C12	SHAFT, OFFSET AUXILIARY DRIVE ADAPTER (CODE 5205)	4151 - 28	
2C14	SHAFT, OFFSET AUXILIARY DRIVE ADAPTER (CODE 5205)	4151 - 30	
2C16	SHAFT, OFFSET AUXILIARY DRIVE ADAPTER (CODE 5205)	4151 - 32	
2C18	SHAFT, OFFSET AUXILIARY DRIVE ADAPTER (CODE 5206)	4151 - 34	
2C20	SHAFT, OFFSET AUXILIARY DRIVE ADAPTER (CODE 5206)	4151 - 36	
2C22	SHAFT, OFFSET AUXILIARY DRIVE ADAPTER (CODE 5206)	4151 - 38	
2C24	SHAFT, OFFSET AUXILIARY DRIVE ADAPTER (CODE 5206)	4151 - 40	
2D1	SHAFT, OFFSET AUXILIARY DRIVE ADAPTER (CODE 5215)	4151 - 42	
1B16	SHAFT, ROCKER ARM (CODE 4901)	0402 - 4	
2C3	SHAFT,AUXILIARY DRIVE ADAPTER,OFFSET (CODE 5203)	4151 - 18	
2C1	SHAFT,AUXILIARY DRIVE ADAPTER,OFFSET (CODE 5203) (ENGINE SERIAL NO.-XXXXXX).....	4151 - 16	
1C1	SHORT BLOCK,ENGINE	0404 - 6	
1I7	SHROUD, FAN	0510 - 1	
1I9	SHROUD,FAN.....	0510 - 4	
1E7	SHUT-OFF LEVER, FUEL INJECTION PUMP	0413 - 24	
1I13	SINGLE STAGE AIR CLEANER	0520 - 1	
1F15	SOLENOID KIT, STARTING MOTOR (CODE 3001) (ESN -709445).....	0422 - 2	
1F17	SOLENOID KIT, STARTING MOTOR (CODE 3001) (ESN 709445-).....	0422 - 4	
1F19	SOLENOID KIT, STARTING MOTOR (CODE 3002) (ESN 709445-).....	0422 - 6	
1F21	SOLENOID KIT, STARTING MOTOR (CODE 3004)	0422 - 8	
1G1	SOLENOID KIT, STARTING MOTOR (CODE 3006) (ESN -709445).....	0422 - 12	

ALPHABETICAL INDEX - CONTINUED

GRID	PAGE	GRID	PAGE
1G3	SOLENOID KIT, STARTING MOTOR (CODE 3006) (ESN 709445-).....	2C3	SUPPORT BRACKET, OFFSET AUXILIARY DRIVE (CODE 5203)
	0422 - 14		4151 - 18
1G7	SOLENOID KIT, STARTING MOTOR (CODE 3008)	2C5	SUPPORT BRACKET, OFFSET AUXILIARY DRIVE (CODE 5203)
	0422 - 18		4151 - 20
1G9	SOLENOID KIT, STARTING MOTOR (CODE 3009)	2C7	SUPPORT BRACKET, OFFSET AUXILIARY DRIVE (CODE 5203,5213).....
	0422 - 20		4151 - 22
1G11	SOLENOID KIT, STARTING MOTOR (CODE 3010) (ESN -709445).....	1H11	SUPPORT, FAN DRIVE, HEAVY-DUTY (CODE 2312)
	0422 - 22		0429 - 10
1G13	SOLENOID KIT, STARTING MOTOR (CODE 3010) (ESN 709445-).....	1H9	SUPPORT,FAN DRIVE, HEAVY-DUTY (CODE 2313,2314).....
	0422 - 24		0429 - 8
1G15	SOLENOID KIT, STARTING MOTOR (CODE 3011)	1D10	SWITCH,FUEL INJ. PUMP COLD ADVANCE
	0422 - 26		0413 - 3
1G21	SOLENOID KIT, STARTING MOTOR (CODE 3044)	1J10	SWITCH,IGNITION
	0422 - 32		1672 - 8
1E9	SOLENOID, FUEL INJECTION PUMP SHUT-OFF DENSO (CODE 1667)	1D21	SYSTEM, FUEL INJECTION (STANADYNE)
	0413 - 26		0413 - 16
1I5	STARTING AID, COLD WEATHER	1E1	SYSTEM, FUEL INJECTION (STANADYNE)
	0505 - 4		0413 - 19A
1I5	STARTING AID, FLUID	1E3	SYSTEM, FUEL INJECTION-DENSO (CODE 1667)
	0505 - 4		0413 - 20
1F15	STARTING MOTOR (CODE 3001) (ESN -709445).....	1D13	SYSTEM, FUEL INJECTION-LUCAS (CODE 1602, 1605,1606,1610,1692)(ESN 707059-)
	0422 - 2		0413 - 6
1F17	STARTING MOTOR (CODE 3001) (ESN 709445-).....	1D15	SYSTEM, FUEL INJECTION-LUCAS (CODE 1602, 1672) (ESN -707035).....
	0422 - 4		0413 - 8
1F19	STARTING MOTOR (CODE 3002) (ESN 709445-).....	1D11	SYSTEM, FUEL INJECTION-LUCAS (CODE 1605, 1606,1675,1676,1683)(ESN -707058)
	0422 - 6		0413 - 4
1F21	STARTING MOTOR (CODE 3004)	1D13	SYSTEM, FUEL INJECTION-LUCAS (CODE 1675, 1683,160C)(ESN 707059-)
	0422 - 8		0413 - 6
1F23	STARTING MOTOR (CODE 3005)	1D17	SYSTEM, FUEL INJECTION-LUCAS (CODE 1694, 1695) (ESN 707059-734814)
	0422 - 10		0413 - 12
1G1	STARTING MOTOR (CODE 3006) (ESN -709445).....	1D19	SYSTEM, FUEL INJECTION-STANADYNE
	0422 - 12		0413 - 14
1G3	STARTING MOTOR (CODE 3006) (ESN 709445-).....	T	
	0422 - 14	1I22	TACHOMETER SENSOR (CODE 6701)
1G5	STARTING MOTOR (CODE 3007,3028).....		0570 - 1
	0422 - 16	1J10	TEMPERATURE GAUGE
1G7	STARTING MOTOR (CODE 3008)		1672 - 8
	0422 - 18	1I5	TEMPERATURE SENSOR, COLD STARTING AID
1G9	STARTING MOTOR (CODE 3009)		0505 - 4
	0422 - 20	1H2	TENSIONER, BELT IDLER (CODE 8701, 8702)
1G11	STARTING MOTOR (CODE 3010) (ESN -709445).....		0429 - 2
	0422 - 22	1H4	TENSIONER,ALTERNATOR DRIVE BELT (CODE 8712)
1G13	STARTING MOTOR (CODE 3010) (ESN 709445-).....		0429 - 3A
	0422 - 24	1H4	TENSIONER,CRANKSHAFT DRIVE BELT (CODE 8712)
1G15	STARTING MOTOR (CODE 3011)		0429 - 3A
	0422 - 26	1J2	TEST KIT
1G17	STARTING MOTOR (CODE 3012)		1369 - 2
	0422 - 28	1F1	THERMOSTAT (CODE 2201)
1G19	STARTING MOTOR (CODE 3033)		0418 - 2
	0422 - 30	1F3	THERMOSTAT (CODE 2201)
1G21	STARTING MOTOR (CODE 3044)		0418 - 4
	0422 - 32	1F1	THERMOSTAT COVER (CODE 2101,2102,2104,2105,2112)
1F15	STARTING MOTOR SOLENOID KIT (CODE 3001) (ESN -709445).....		0418 - 2
	0422 - 2	1F3	THERMOSTAT COVER (CODE 2124, 2125, 2126, 2127).....
1F17	STARTING MOTOR SOLENOID KIT (CODE 3001) (ESN 709445-).....		0418 - 4
	0422 - 4	1E7	THRITTLE LEVER, FUEL INJECTION PUMP.....
1F19	STARTING MOTOR SOLENOID KIT (CODE 3002) (ESN 709445-).....		0413 - 24
	0422 - 6	1B17	TIMING GEAR COVER (CODE 4401)
1F21	STARTING MOTOR SOLENOID KIT (CODE 3004).....		0402 - 6
	0422 - 8	1B19	TIMING GEAR COVER (CODE 4402)
1G1	STARTING MOTOR SOLENOID KIT (CODE 3006) (ESN -709445).....		0402 - 8
	0422 - 12	1E7	TRANSFER PUMP, FUEL
1G3	STARTING MOTOR SOLENOID KIT (CODE 3006) (ESN 709445-).....		0413 - 24
	0422 - 14	1D1	TUBE, ENGINE VENTILATING (CODE 2902,2904 2905, 2907, 2922)
1G7	STARTING MOTOR SOLENOID KIT (CODE 3008).....		0408 - 2
	0422 - 18	1F1	TUBE, WATER BYPASS (CODE 2101,2102,2104,2105,2112)
1G9	STARTING MOTOR SOLENOID KIT (CODE 3009).....		0418 - 2
	0422 - 20	1F3	TUBE, WATER BYPASS (CODE 2124, 2125, 2126, 2127).....
1G11	STARTING MOTOR SOLENOID KIT (CODE 3010) (ESN -709445).....		0418 - 4
	0422 - 22	1I11	TUBES, RADIATOR
1G13	STARTING MOTOR SOLENOID KIT (CODE 3010) (ESN 709445-).....		0510 - 6
	0422 - 24	1E20	TURBOCHARGER
1G15	STARTING MOTOR SOLENOID KIT (CODE 3011).....		0416 - 2
	0422 - 26	1E20	TURBOCHARGER CENTER HOUSING
1G21	STARTING MOTOR SOLENOID KIT (CODE 3044).....		0416 - 2
	0422 - 32	1E22	TURBOCHARGER OIL LINES.....
1I8	SUCTION FAN BLADE (CODE 9901).....		0416 - 4
	0510 - 2	V	
2C12	SUPPORT BRACKET, AUXILIARY DRIVE ADAPTER (CODE 5205)	1E12	VALVE, COLD ADVANCE
	4151 - 28		0413 - 29
2C14	SUPPORT BRACKET, AUXILIARY DRIVE ADAPTER (CODE 5205)	1D4	VALVE, EXHAUST (CODE 5102)
	4151 - 30		0409 - 2
2C16	SUPPORT BRACKET, AUXILIARY DRIVE ADAPTER (CODE 5205)	1D4	VALVE, INTAKE (CODE 5102)
	4151 - 32		0409 - 2
2C22	SUPPORT BRACKET, AUXILIARY DRIVE ADAPTER (CODE 5206)	1B17	VALVE, OIL PRESSURE RELIEF (CODE 4401)
	4151 - 38		0402 - 6
2C24	SUPPORT BRACKET, AUXILIARY DRIVE ADAPTER (CODE 5206)		
	4151 - 40		

ALPHABETICAL INDEX - CONTINUED

<i>GRID</i>	<i>PAGE</i>	<i>GRID</i>	<i>PAGE</i>
1B19	VALVE, OIL PRESSURE RELIEF (CODE 4402)0402-8		
1B24	VALVE,ENGINE OIL BY-PASS (CODE 4601, 4602).....0404-4		
1D1	VENTILATING SYSTEM, ENGINE (CODE 2902, 2904, 2905, 2907, 2922)0408-2		
1J7	VOLTAGE REGULATOR (CODE 3111)1672-4		
W			
1F1	WATER BYPASS TUBE (CODE 2101,2102,2104,2105,2112)0418-2		
1F3	WATER BYPASS TUBE (CODE 2124, 2125, 2126, 2127).....0418-4		
1E24	WATER PUMP0417-2		
1E24	WATER PUMP IMPELLER0417-2		
1E25	WATER PUMP INLET0417-3		
1E25	WATER PUMP PULLEY0417-3		
1J5	WIRE HARNESS,ALTERNATOR (CODE 3104,3107, 3108,3109)1672-2		
1D10	WIRE HARNESS,FUEL INJ. PUMP SOLENOID0413-3		
1J12	WIRING HARNESS1672-10		
1J10	WIRING HARNESS,INSTRUMENT PANEL.....1672-8		

MEMORANDA

CRANKSHAFT, GEAR AND MAIN BEARINGS

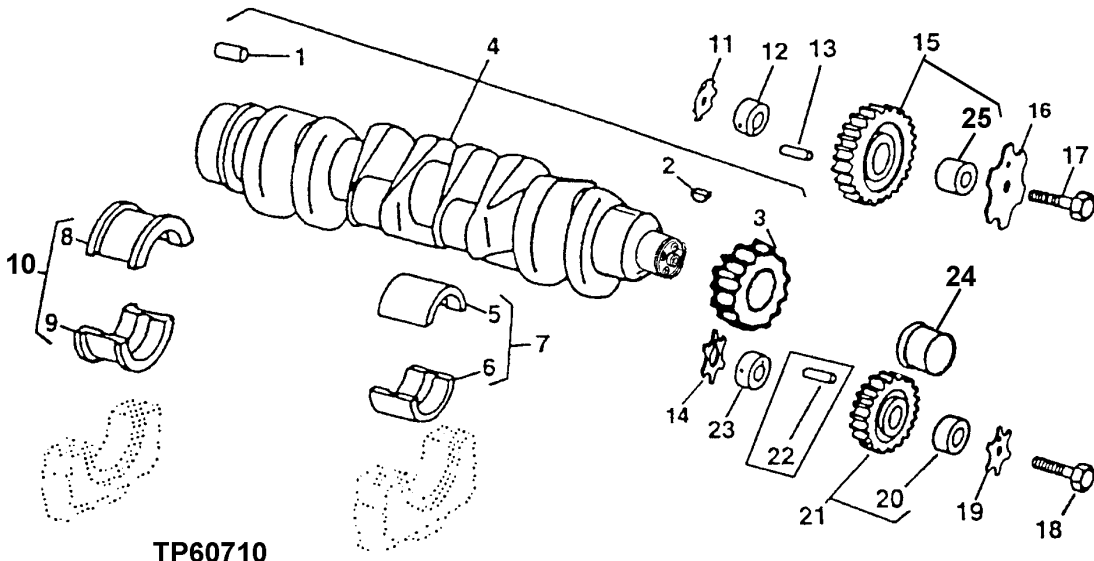
CODE 4701 - CRANKSHAFT

CODE 3602, 3604 - UPPER IDLER GEAR

CODE 4401, 4402 - LOWER IDLER GEAR

WITH AUXILIARY DRIVE

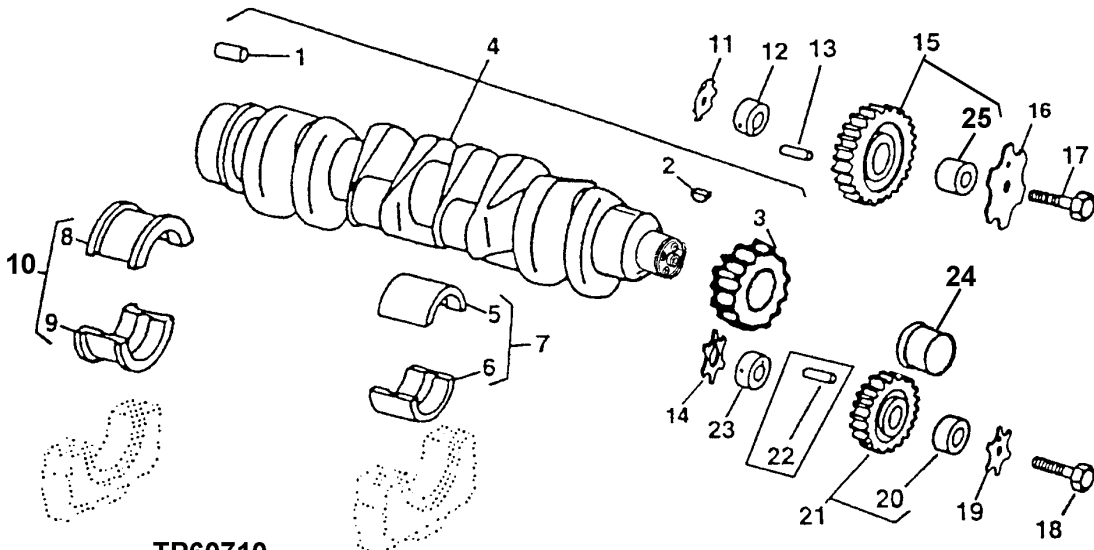
TP60710 -UN-10JUN98



TP60710

KEY	PART NO.	PART NAME	QTY	ENGINE SERIAL NO.	REMARKS
1	R48685	DOWEL PIN	1	(CODE 4701)	12.700 X 28.448 MM
2	26M4224	SHAFT KEY	1	(CODE 4701)	4 X 16 MM
3	R120631	GEAR	1	(CODE 4701)	(30 TEETH)
4	RE50618	CRANKSHAFT	1	(CODE 4701)	(MARKED R113596) (ALSO ORDER RE59811)
5	BEARING	4	(CODE 4701)	STANDARD UPPER, (MARKED R123561)
6	BEARING	4	(CODE 4701)	UNDERSIZE UPPER .254 MM, (MARKED R130576)
7	RE65165	BEARING KIT	4	(CODE 4701)	STANDARD
8	RE65911	BEARING	4	(CODE 4701)	UNDERSIZE .254 MM
9	BEARING	1	(CODE 4701)	STANDARD UPPER, (MARKED R123563)
10	RE65168	BEARING KIT	1	(CODE 4701)	STANDARD
11	R123174	LOCK WASHER	1	(CODE 3602,3604)	
12	R120641	SHAFT	1	(CODE 3602,3604)	UPPER
13	34H288	SPRING PIN	1	(CODE 3602,3604)	4.775 X 44.450 MM (3/16" X 1-3/4")
14	R101225	THRUST WASHER	1	(CODE 3602,3604)	(SUB FOR R131284)
15	RE56313	GEAR	1	(CODE 3602,3604)	UPPER IDLER
16	R131206	THRUST WASHER	1	(CODE 3602,3604)	
17	19M8997	SCREW	1	(CODE 3602,3604)	M10 X 65
18	19M8966	SCREW	1	(CODE 4401,4402)	M10 X 50, (CODE 4401,4402) M10 X 50
19	R131283	THRUST WASHER	1	(CODE 4401,4402)	
20	R114193	BUSHING	1	(CODE 4401,4402)	
21	RE56369	GEAR	1	(CODE 4401,4402)	LOWER IDLER
22	34H283	SPRING PIN	AR	(CODE 3602,3604)	4.775 X 28.575 MM (3/16" X 1-1/8")
23	R114194	SHAFT	1	(CODE 3602,3604)	LOWER
24	RE59811	SLEEVE	1	(CODE 4701)	WITH INSTALLATION TOOL
25	BUSHING	1	(CODE 3602,3604)	

CRANKSHAFT, GEAR AND MAIN BEARINGS
CODE 4701 - CRANKSHAFT
CODE 3601 - UPPER IDLER GEAR
CODE 4401, 4402 - LOADER IDLER GEAR
WITHOUT AUXILIARY DRIVE
 TP60710 -UN-10JUN98

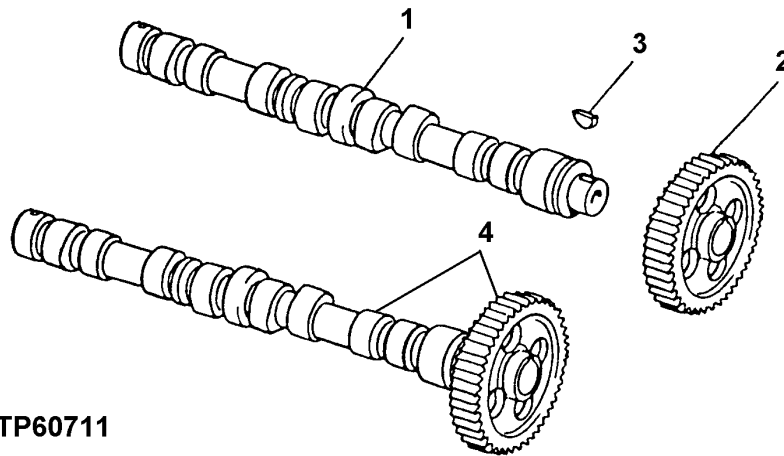


TP60710

KEY	PART NO.	PART NAME	QTY	ENGINE SERIAL NO.	REMARKS
1	R48685	DOWEL PIN	1		(CODE 4701) 12.700 X 28.448 MM
2	26M4224	SHAFT KEY	1		(CODE 4701) 4 X 16 MM
3	R120631	GEAR	1		(CODE 4701) (30 TEETH)
4	RE50618	CRANKSHAFT	1		(CODE 4701) (MARKED R113596) (ALSO ORDER RE59811)
5	BEARING	4		(CODE 4701) STANDARD UPPER, (MARKED R123561)
6	BEARING	4		UNDERSIZE UPPER .254 MM, (MARKED R130576)
7	RE65165	BEARING KIT	4		(CODE 4701) STANDARD
8	RE65911	BEARING	4		UNDERSIZE .254 MM
9	BEARING	1		(CODE 4701) STANDARD UPPER, (MARKED R123563)
10	BEARING	1		UNDERSIZE UPPER .254 MM, (MARKED R130574)
11	BEARING	1		(CODE 4701) STANDARD LOWER, (MARKED R123564)
12	BEARING	1		UNDERSIZE LOWER .254 MM, (MARKED R130575)
13	RE65168	BEARING KIT	1		(CODE 4701) STANDARD
14	RE65912	THRUST BEARING	1		UNDERSIZE .254 MM
15	R123174	LOCK WASHER	1	-769601	(CODE 3601)
16	R101225	THRUST WASHER	1	769602-	(CODE 3601)
17	R120641	SHAFT	1	-769601	(CODE 3601) UPPER
18	R109863	SHAFT	1	769602-	(CODE 3601)
19	34H288	SPRING PIN	1	-769601	(CODE 3601) 4.775 X 44.450 MM (3/16" X 1-3/4")
20	R101225	THRUST WASHER	1		(CODE 3601) (SUB FOR R131284)
21	RE56313	GEAR	1	-769601	(CODE 3601) UPPER IDLER, (MARKED R120635)
22	RE500631	GEAR	1	769602-	(CODE 3601) UPPER IDLER, (MARKED R500363)
23	R131206	THRUST WASHER	1	-769601	(CODE 3601)
24	R131283	THRUST WASHER	1	769602-	(CODE 3601)
25	19M8997	SCREW	1	-769601	(CODE 3601) M10 X 65
26	19M8844	SCREW	1	769602-	(CODE 3601) M6 X 65
27	19M8966	SCREW	1		(CODE 4401,4402) M10 X 50
28	R131283	THRUST WASHER	1		(CODE 4401,4402)
29	R114193	BUSHING	1		(CODE 4401,4402)
30	RE56369	GEAR	1		(CODE 4401,4402) LOWER IDLER
31	34H283	SPRING PIN	AR		4.775 X 28.575 MM (3/16" X 1-1/8")
32	R114194	SHAFT	1		(CODE 3601) LOWER
33	RE59811	SLEEVE	1		(CODE 4701) WITH INSTALLATION TOOL
34	BUSHING	1	-769601	(CODE 3601)
35	T20034	BUSHING	1	769602-	(CODE 3601)

MEMORANDA

CAMSHAFT
CODE 4601 AND 4602 CAMSHAFT
 TP60711 -UN-17JUN98

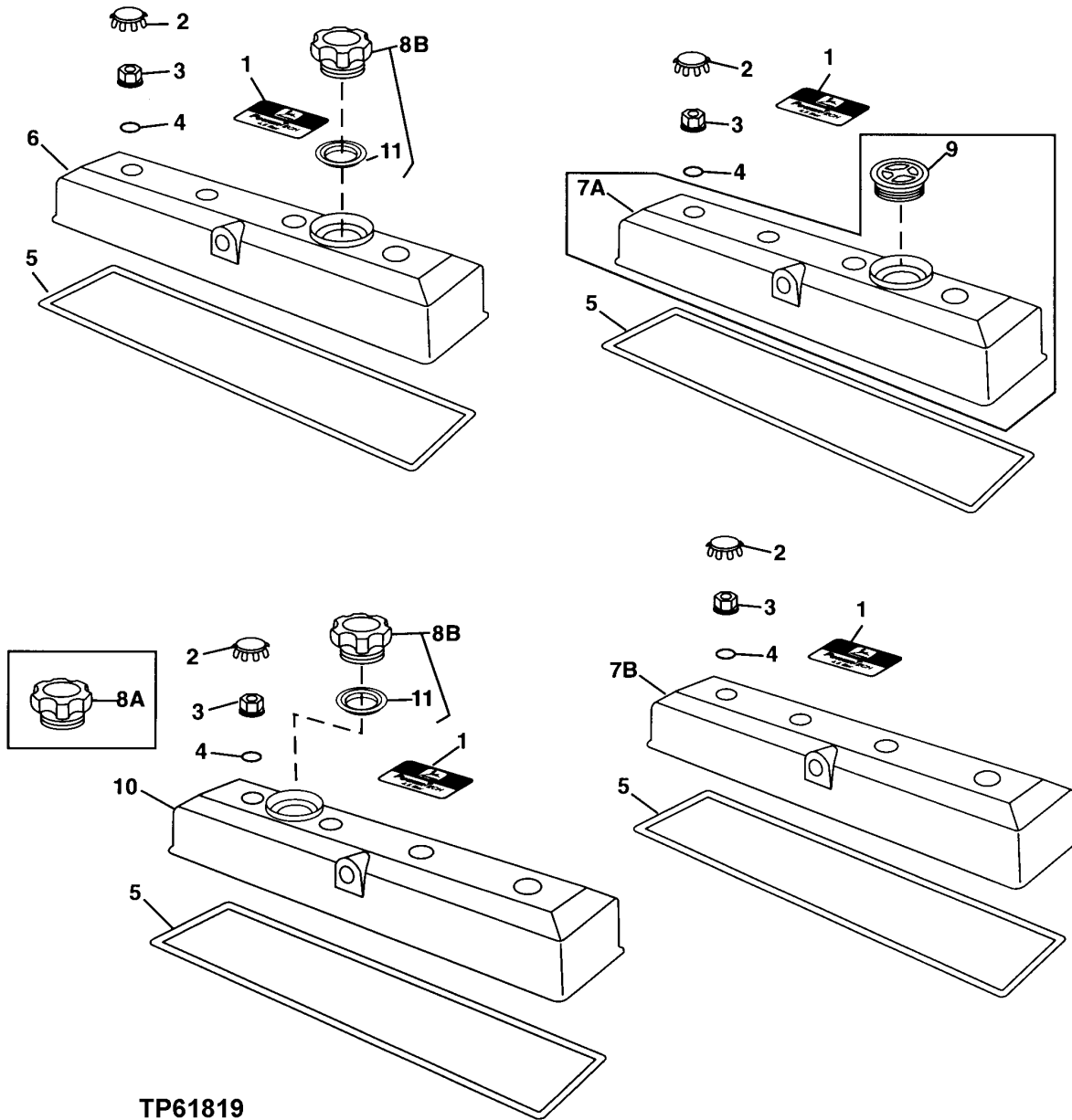


TP60711

KEY	PART NO.	PART NAME	QTY	ENGINE SERIAL NO.	REMARKS
1	CAMSHAFT	1	(R115582, R132324, R133810 AND R135439 NO LONGER AVAILABLE)	
2	GEAR	1	(60 TEETH) (R120633, R132323 AND R133812 NO LONGER AVAILABLE)	
3	26M4224	SHAFT KEY	1	4 X 16 MM, (USE WITH R115582 OR R132324)	
	SHAFT KEY	1	(R133303 NO LONGER AVAILABLE) (USE WITH R133810 OR R135439)	
4	RE56375	CAMSHAFT	1	(WITH GEAR AND KEY) (MARKED R135439)	

This page left blank intentionally.

ROCKER ARM COVER
CODE 1101,1103 AND 1107 ROCKER ARM COVER
 TP61819 -UN-22FEB99

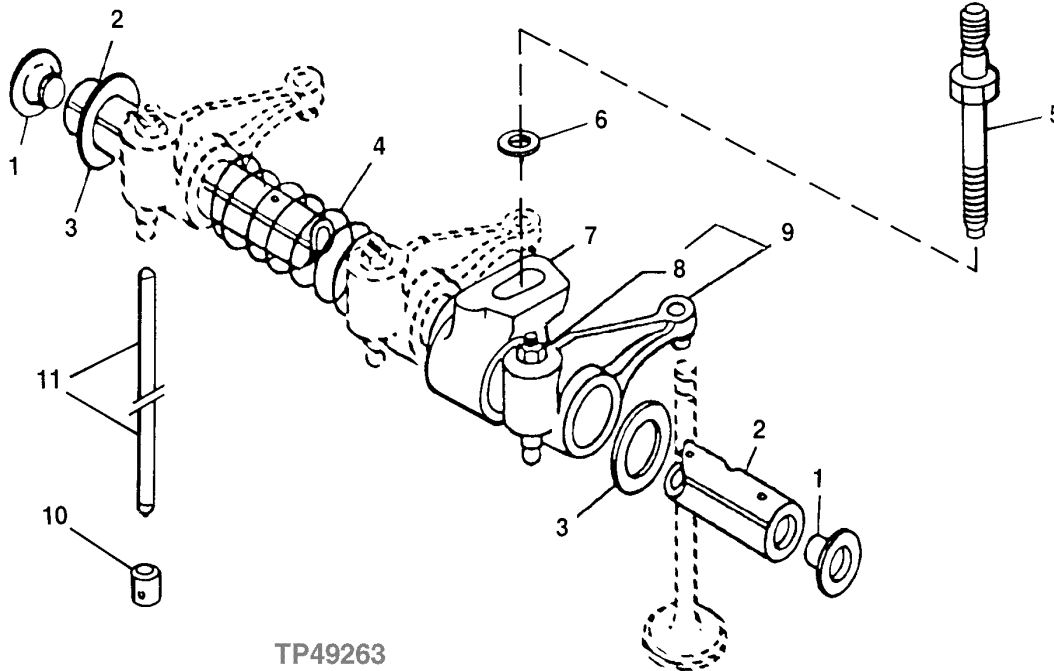


ROCKER ARM COVER
CODE 1101,1103 AND 1107 ROCKER ARM COVER

KEY	PART NO.	PART NAME	QTY	ENGINE SERIAL NO.	REMARKS
1	R116324	MEDALLION	1		
2	H23125	PLUG	4		
3	R123574	NUT	4		
4	R123575	O-RING	4		
5	R123542	GASKET	1		
6	RE70401	COVER	1		(CODE 1101)(FRONT FILL) (SUB FOR RE69335)
7A	RE70401	COVER	1	-XXXXXX	(CODE 1103)(NO FILL)SUB FOR RE69335
7B	RE502969	COVER	1	XXXXXX-	(CODE 1103) NO OIL FILL
8A	CAP	1		(RE52326 NO LONGER AVAILABLE) (SUB RE500005)
8B	RE500005	FILLER CAP	1		
9	RE59801	PLUG	1	-XXXXXX	(CODE 1103)(NO FILL)
10	RE70403	VALVE COVER	1		(CODE 1107)(REAR OIL FILL) (USE WITH LOW TURBOCHARGER ONLY CODE 6509) (SUB FOR RE69371)
11	R500001	PACKING	1		(USE WITH RE500005)

**ROCKER ARM SHAFT, PUSH RODS AND ROCKER ARMS
CODE 4901 VALVE ACTUATING MECHANISM**

TP49263 -UN-20JUN95

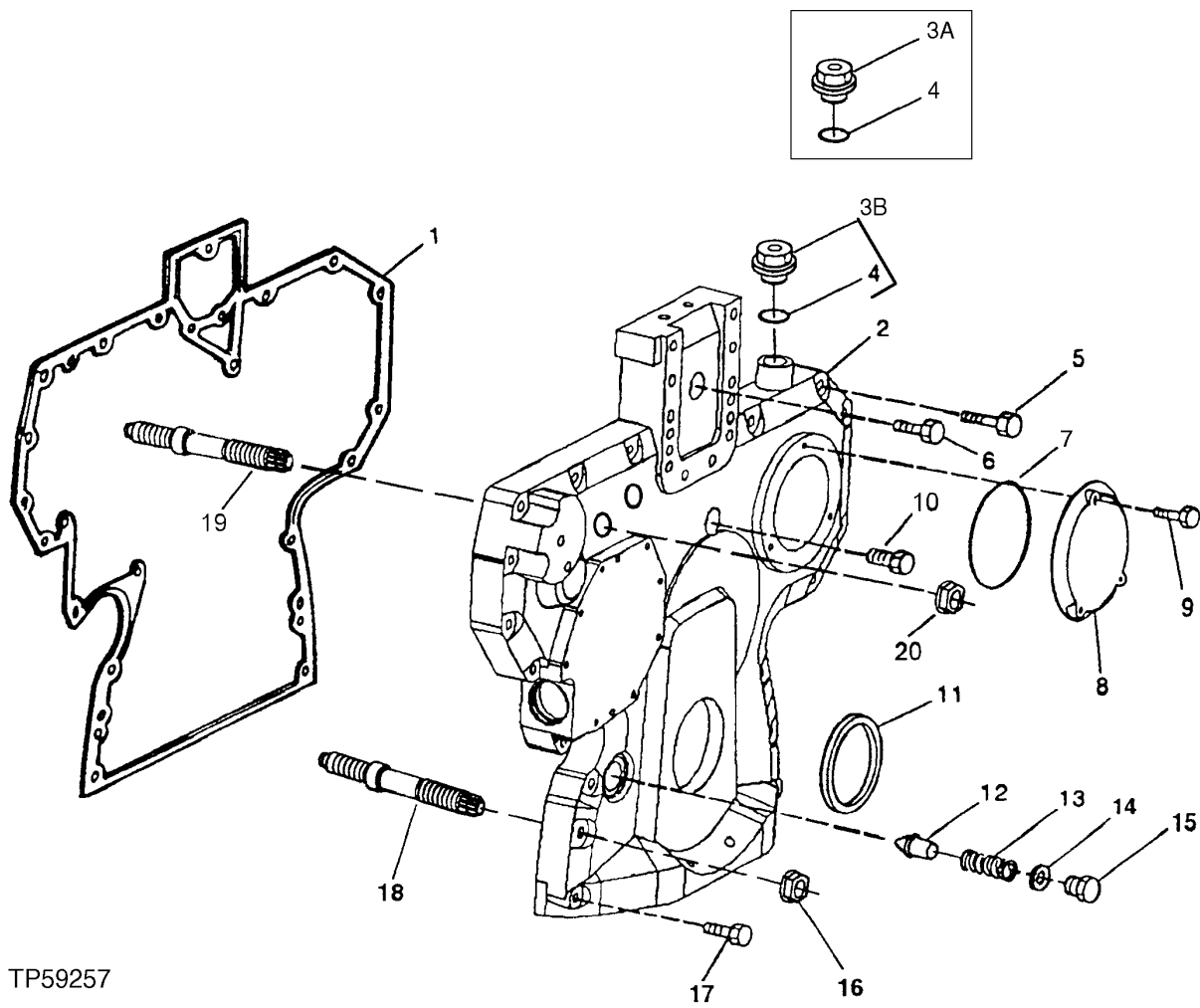


TP49263

KEY	PART NO.	PART NAME	QTY	ENGINE SERIAL NO.	REMARKS
1	R54565	PLUG	2		
2	R123513	ROCKER ARM SHAFT	1		
3	T20316	WASHER	2		
4	T20314	SPRING	3		
5	R123271	STUD	4		
6	R42729	WASHER	4		
7	R123161	SUPPORT	4		
8	14M7273	NUT	1	M8	
9	RE68695	ROCKER ARM	8		(SUB FOR RE59457)
10	R123565	CAM FOLLOWER	8		
11	R107731	PUSH ROD	8		(SUB FOR R54799, THIS APPLICATION)

MEMORANDA

TIMING GEAR COVER WITHOUT AUXILIARY DRIVE
CODE 4401 (4045DF150, 4045TF150, 4045TF151, 4045TF250, 4045HF150)
 TP59257 -UN-11MAY98

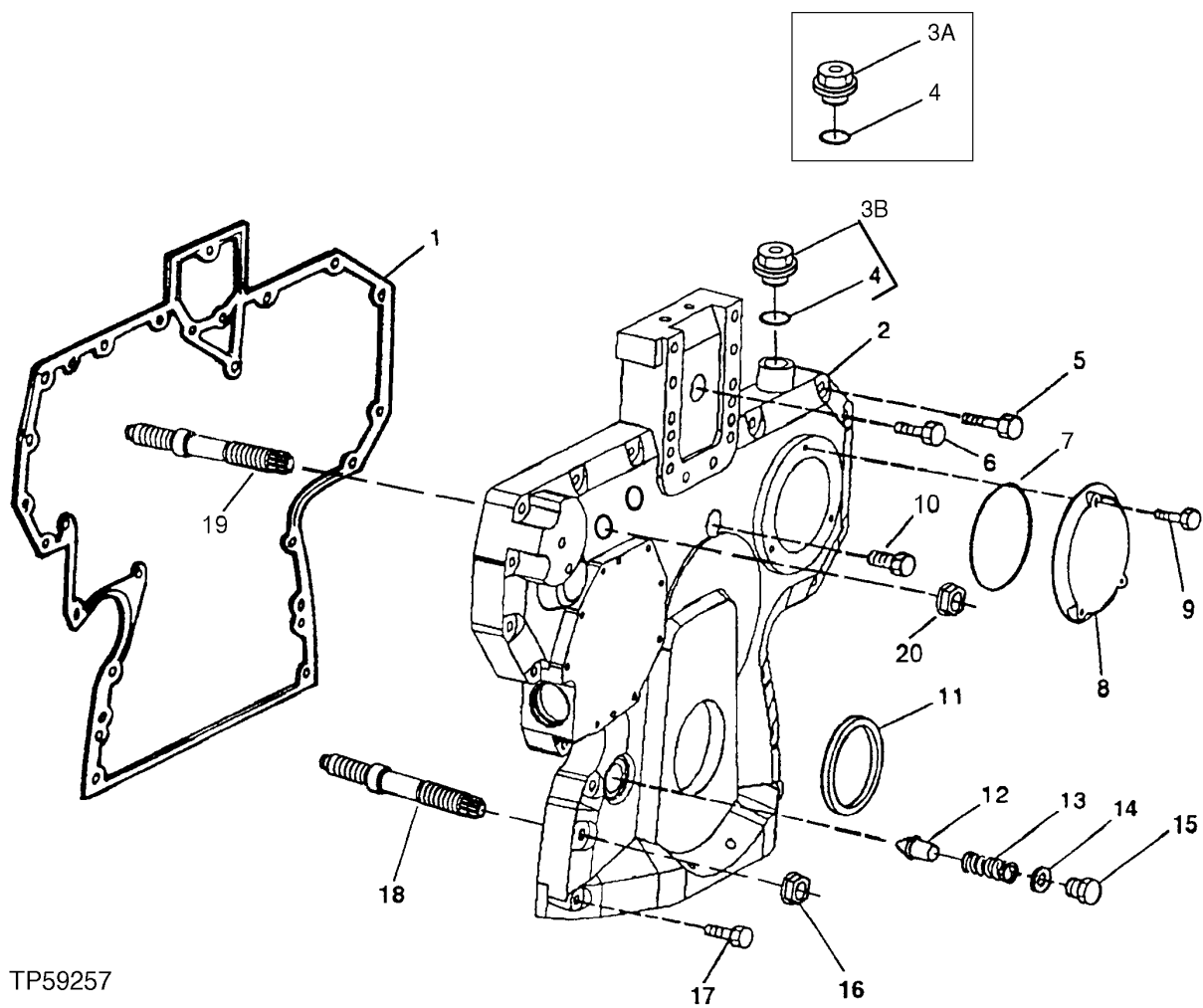


TP59257

TIMING GEAR COVER WITHOUT AUXILIARY DRIVE
CODE 4401 (4045DF150, 4045TF150, 4045TF151, 4045TF250, 4045HF150)

KEY	PART NO.	PART NAME	QTY	ENGINE SERIAL NO.	REMARKS
1	R136516	GASKET	1		(SUB FOR R123421 AND R134534)
2	R121633	COVER	1	-703904	(SUB R134531, R134534, (2) R134518 AND (2) 14M7296)
3A	R134531 R101085	COVER PLUG	1 1	703905-	(WITHOUT TACHOMETER SENSOR) (SUB RE501938, THIS APPLICATION)
3B	RE501938	PLUG	1		(WITHOUT TACHOMETER SENSOR)
4	51M7044	O-RING	1		17.300 X 2.200 MM
5	19M8317	SCREW	6		M8 X 40
	19M7867	SCREW	1		M8 X 25
	RE67239	SCREW	1		M8 X 45 (WITH PRE-APPLIED SEALANT)
6	19M8291	SCREW	1		M8 X 35
7	R121424	O-RING	1		
8	R121411	COVER	1		
9	19M7775	SCREW	3		M6 X 16
10	19M7801	SCREW	1		M8 X 60
11	RE59810	SEAL	1		
12	R83169	VALVE	1		
13	R131425	COMPRESSION SPRING	1		
14	A4827R	WASHER	1		25.400 X 31.750 X 1.626 MM (1" X 1-1/4" X 0.064")
15	R91692	PLUG	1		OIL PRESSURE REGULATING
16	14M7296	FLANGE NUT	2		M10
17	19M7979	SCREW	2		M8 X 55
18	R123584	STUD	4		(CODE 3601,3602,3604)
19	R134518	STUD	2	703905-	(CODE 3601,3602,3604)
20	14M7296	FLANGE NUT	2	703905-	M10

TIMING GEAR COVER WITH AUXILIARY DRIVE
CODE 4402 (4045DF150, 4045TF150, 4045TF250, 4045HF150)
 TP59257 -UN-11MAY98

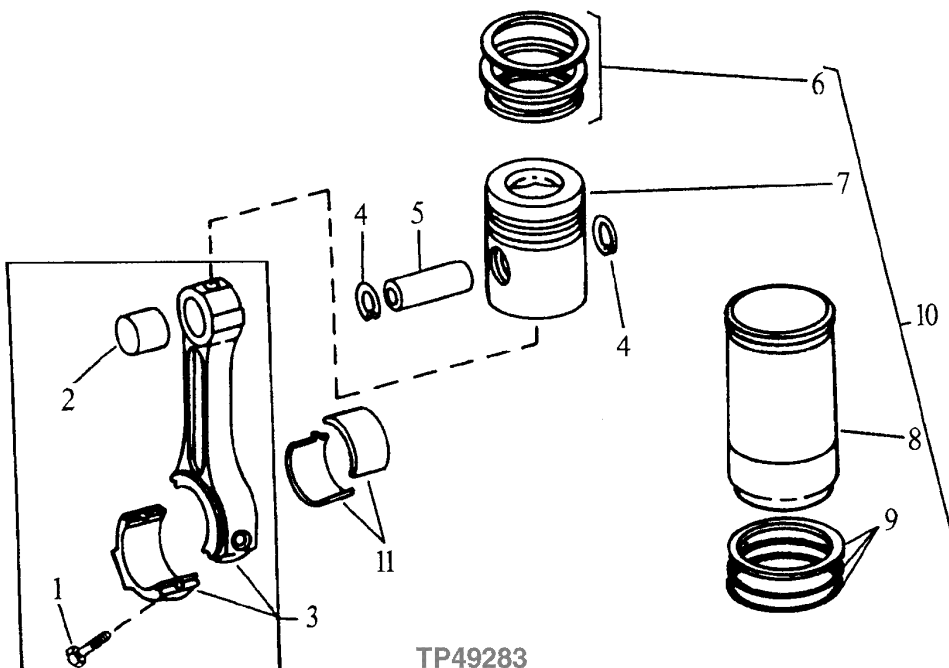


TP59257

TIMING GEAR COVER WITH AUXILIARY DRIVE
CODE 4402 (4045DF150, 4045TF150, 4045TF250, 4045HF150)

KEY	PART NO.	PART NAME	QTY	ENGINE SERIAL NO.	REMARKS
1	R136515	GASKET	1		(SUB FOR R123425 AND R134533)
2	R121625	COVER	1	-703904	(SUB R501297, R134533, (2) R134518 AND (2) 14M7296)
3A	R501297 R101085	COVER PLUG	1 1	703905-	(SUB FOR R134530) (WITHOUT TACHOMETER SENSOR (SUB RE501938, THIS APPLICATION)
3B	RE501938	PLUG	1		(WITHOUT TACHOMETER SENSOR)
4	51M7044	O-RING	1		17.300 X 2.200 MM
5	19M8317	SCREW	10		M8 X 40
	RE67239	SCREW	1		M8 X 45 (WITH PRE-APPLIED SEALANT)
6	19M8291	SCREW	1		M8 X 35
	19M7801	SCREW	1		M8 X 60
7	R121424	O-RING	1		
8	R121411	COVER	1		
9	19M7775	SCREW	3		M6 X 16
10	RE67239	SCREW	2		M8 X 50 (WITH PRE-APPLIED SEALANT) (SUB FOR RE67240)
11	RE59810	SEAL	1		
12	R83169	VALVE	1		
13	R131425	COMPRESSION SPRING	1		
14	A4827R	WASHER	1		25.400 X 31.750 X 1.626 MM (1" X 1-1/4" X 0.064")
15	T27657	FITTING PLUG	1		
16	14M7296	FLANGE NUT	2		M10
17	19M7979	SCREW	2		M8 X 55
18	R123584	STUD	4		(CODE 3601,3602,3604)
19	R134518	STUD	2	703905-	(CODE 3601,3602,3604)
20	14M7296	FLANGE NUT	2	703905-	M10

CONNECTING ROD, BEARINGS AND PISTON
CODE 4801 (4045DF150)
CODE 4803 (4045TF150, 4045TF151)
CODE 4809 (4045TF250, 4045HF150)
 TP49283 -UN-17JUL95



KEY	PART NO.	PART NAME	QTY	ENGINE SERIAL NO.	REMARKS
1	R114083	SCREW	8	-793991	(SUB FOR R500500)
	R501124	SCREW	8	793992-	
2	R123960	BUSHING	8		(CODE 4801,4803) (SUB FOR R130603)
	R114082	BUSHING	8		(CODE 4809) (SUB FOR R130602)
3	RE60272	CONNECTING ROD	4	-793991	(CODE 4801,4803) (MARKED R123959) (SUB RE500002)
	RE500002	CONNECTING ROD	4	793992-	(CODE 4801,4803) (MARKED R500000)
	RE50770	CONNECTING ROD	4		(SUB RE500608)
	RE500608	CONNECTING ROD	4		(MARKED R500335) (CODE 4809)
4	M41029	SNAP RING	8		(CODE 4801,4803)
	R54114	SNAP RING	8		(CODE 4809)
5	R123178	PISTON PIN	4		(CODE 4801,4803)
	R123177	PISTON PIN	4		(CODE 4809)
6	RE66271	PISTON RING KIT	4		(CODE 4801, 4803)
7	PISTON	4		
8	CYLINDER LINER	4		
9	AR65507	O-RING KIT	4		CYLINDER LINER
10	RE65966	PISTON-LINER KIT	4		PISTON WITH LINER (CODE 4801)
	RE65967	PISTON-LINER KIT	4		PISTON WITH LINER (CODE 4803)
	RE65969	PISTON-LINER KIT	4		PISTON WITH LINER (CODE 4809)
11	RE65908	BEARING	4		STANDARD
	RE65909	BEARING	4		.010" UNDERSIZE

MEMORANDA

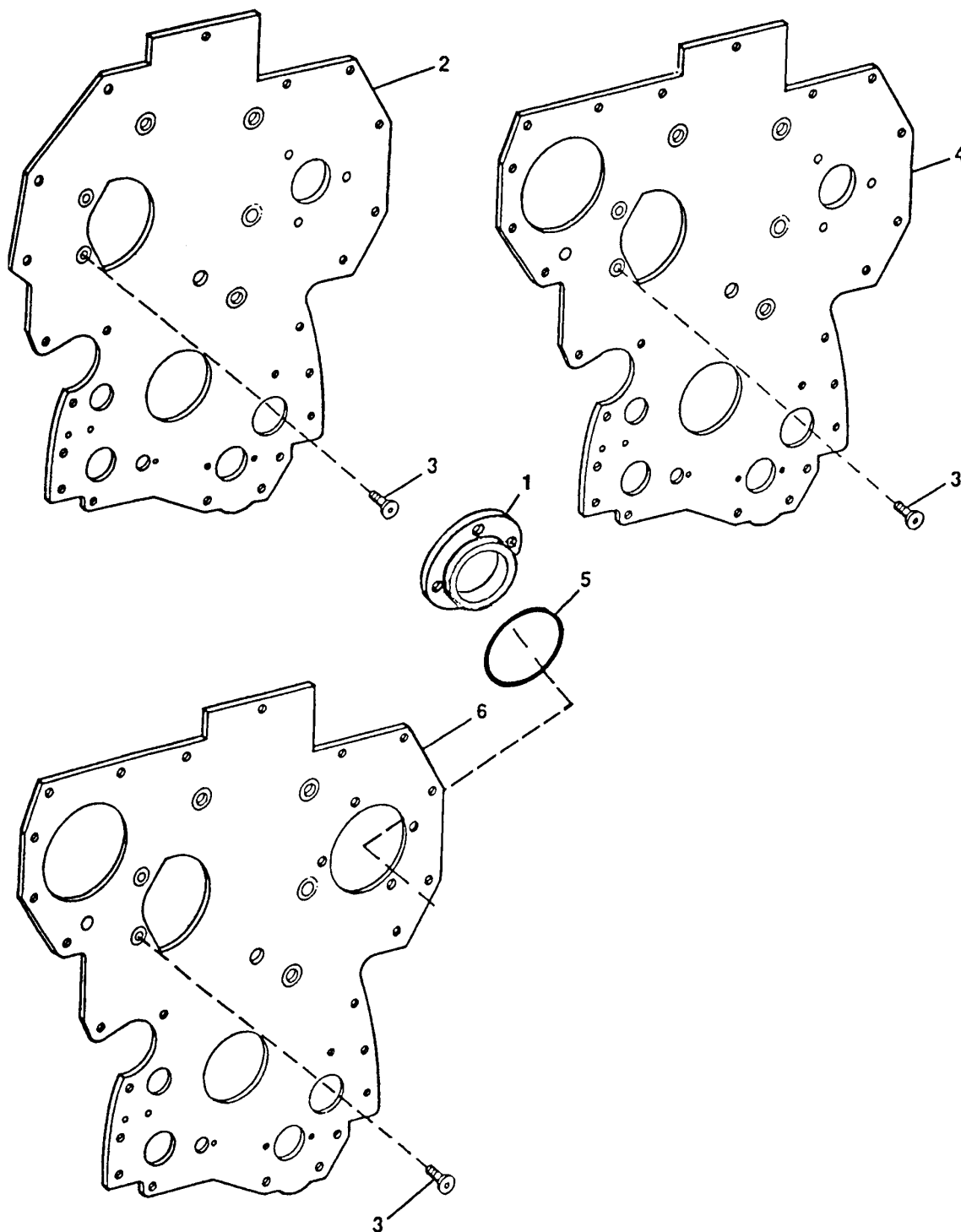
ENGINE FRONT PLATE

CODE 3601 (4045DF150, 4045TF150, 4045TF151, 4045TF250, 4045HF150)

CODE 3602 (4045DF150, 4045TF150, 4045TF250, 4045HF150)

CODE 3604 (4045TF250)

TP50813 -UN-09APR98

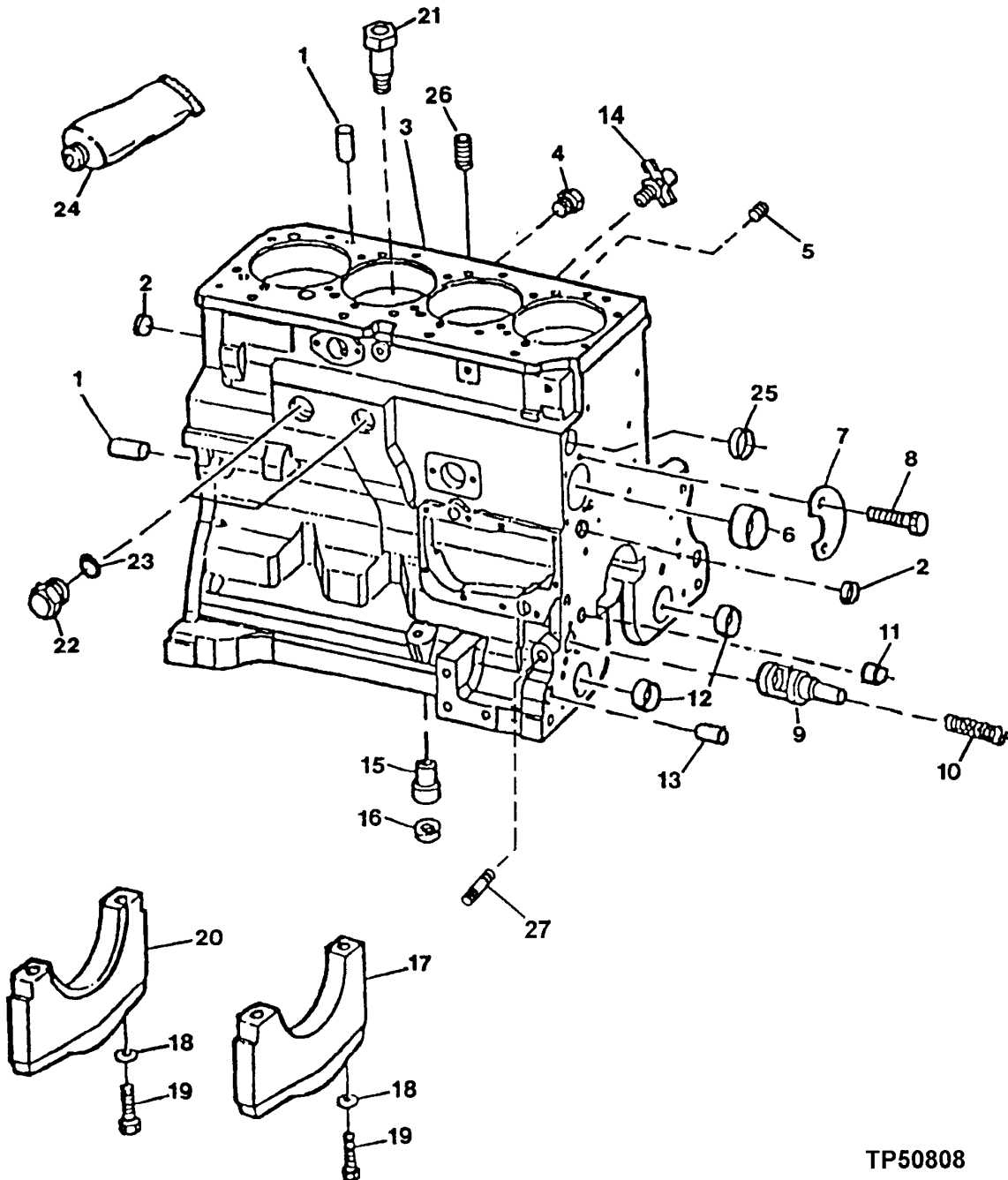


TP50813

ENGINE FRONT PLATE
CODE 3601 (4045DF150, 4045TF150, 4045TF151, 4045TF250, 4045HF150)
CODE 3602 (4045DF150, 4045TF150, 4045TF250, 4045HF150)
CODE 3604 (4045TF250)

KEY	PART NO.	PART NAME	QTY	ENGINE SERIAL NO.	REMARKS
1	R500654	ADAPTER	1		(CODE 3604) (SUB FOR R125712)
2	R121672	PLATE	1	-703905	(CODE 3601) (SUB R134527, R134531, R136516, (2) R134518 AND (2) 24M7296)
3	R134527	PLATE	1	703906-	(CODE 3601)
	R136475	SCREW	6	-703905	(SUB FOR R123355)
	R136475	SCREW	4	703906-	
4	R121671	PLATE	1	-703905	(CODE 3602) (SUB R134526, R501297, R134533, (2) R134518 AND (2) 14M7296)
5	R134526	PLATE	1	703906-	(CODE 3602)
	R123295	O-RING	1		(CODE 3604)
6	R126306	PLATE	1	-703904	(CODE 3604) (SUB R134528, R501297, R134533, R134518 AND (2) 24M7296)
	R134528	PLATE	1	703905-	(CODE 3604)

CYLINDER BLOCK AND MAIN BEARING CAP
 CODE 4601 FOR USE WITH BALANCE SHAFT (4045DF150, 4045TF150, 4045TF151, 4045TF250, 4045HF150)
 CODE 4602 FOR USE WITHOUT BALANCE SHAFT (4045DF150, 4045TF150)
 TP50808 -UN-09APR98

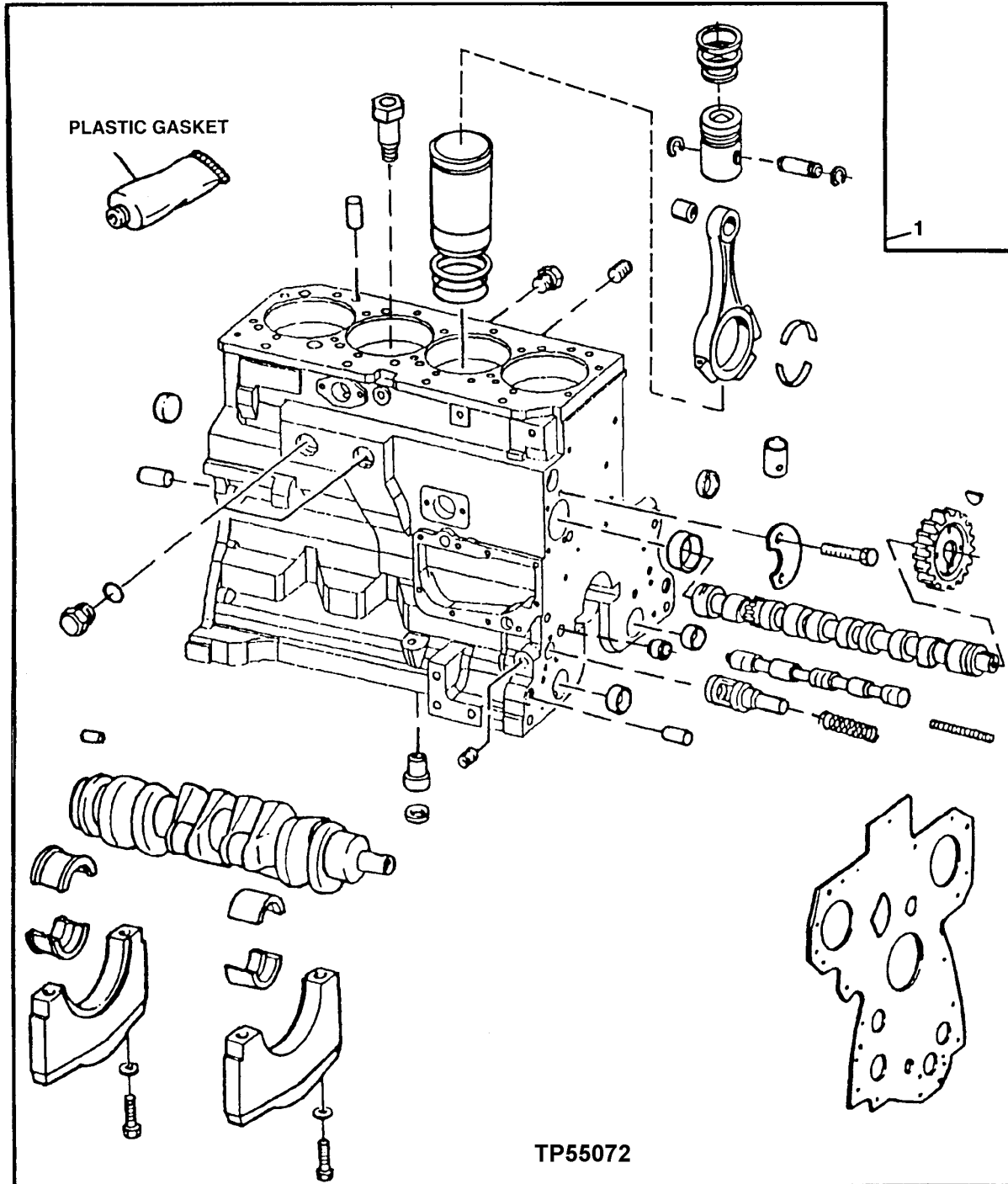


TP50808

CYLINDER BLOCK
CODE 4601 FOR USE WITH BALANCE SHAFT (4045DF150, 4045TF150, 4045TF151, 4045TF250, 4045HF150)
CODE 4602 FOR USE WITHOUT BALANCE SHAFT (4045DF150, 4045TF150)

KEY	PART NO.	PART NAME	QTY	ENGINE SERIAL NO.	REMARKS
1	R48685	DOWEL PIN	2		
2	T18891	CAP	2		
	R116466	PLUG	1		BALANCER SHAFT
3	CYLINDER BLOCK	1		(MARKED R115081) (ORDER RE65951, RE65952, RE65953, RE65954, RE65955, RE65956, RE65957 OR RE65958)
4	R55233	PIPE PLUG	1		
5	R104592	PIPE PLUG	5		
6	R119874	BUSHING	1		CAMSHAFT
7	R132518	PLATE	1		(SUB FOR R122845)
8	19M8999	SCREW	2		M8 X 25
9	R121043	VALVE	1		ENGINE OIL BY-PASS
10	R111137	SPRING	1		
11	R26493	BUSHING	1		OIL PRESSURE REGULATING
12	R115299	BUSHING	6		BALANCER SHAFT
13	R26650	DOWEL PIN	2		
14	AT13740	DRAIN VALVE	1		
15	R115390	RECEPTACLE CONNECTOR BODY	1		
16	R75892	O-RING	1		
17	R114241	BEARING CAP	4		
18	T20168	WASHER	10		
19	T23474	CAP SCREW	10		SAE STANDARD THREAD
20	R132186	BEARING CAP	1		
21	R131182	ORIFICE	4		
22	R39741	DRAIN PLUG	2		
23	U13639	O-RING	2		
24	T43514	GASKET	1		(PLASTIC GASKET)
25	R116466	PLUG	1		
26	15H624	PIPE PLUG	1		1/2", W/O TURBO
27	15H623	PIPE PLUG	1		3/8", (OIL PASSAGE)

ENGINE SHORT BLOCK
TP55072 -UN-21APR97

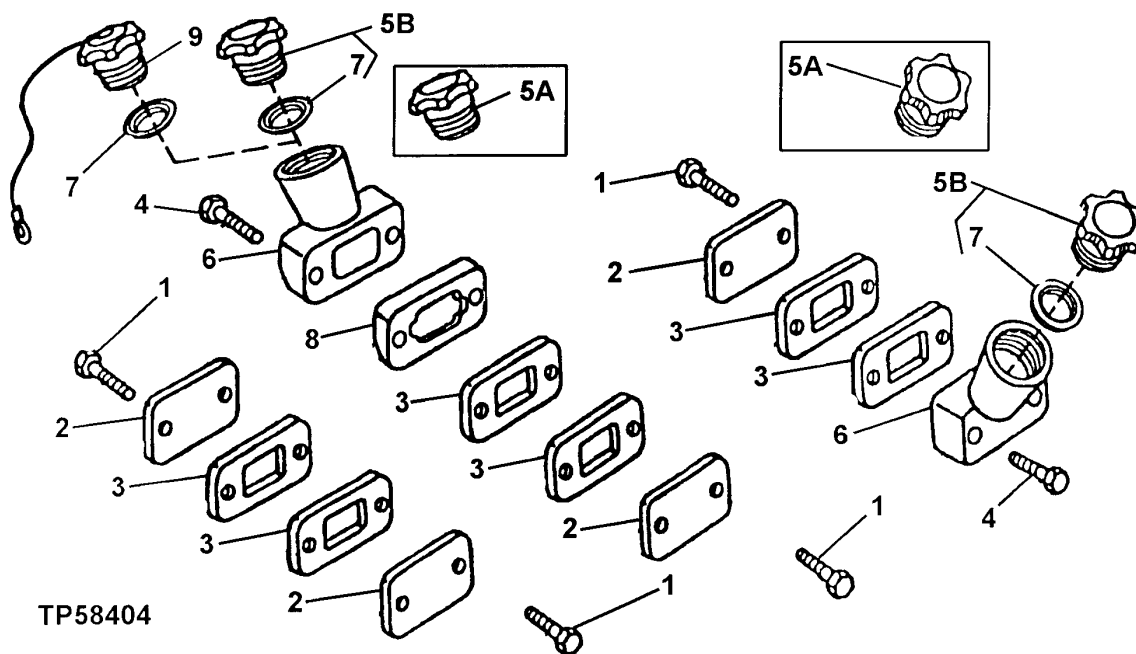


ENGINE SHORT BLOCK-CONTINUING

KEY	PART NO.	PART NAME	QTY	ENGINE SERIAL NO.	REMARKS
1	RE65951	SHORT ENGINE	1	(4045DF150)	(WITH ROTARY FUEL INJECTION PUMP)(WITHOUT AUXILIARY DRIVE)
	RE65952	SHORT ENGINE	1	(4045DF150)	(WITH ROTARY FUEL INJECTION PUMP)(WITH AUXILIARY DRIVE)
	RE65953	SHORT ENGINE	1	(4045TF150)	(WITH ROTARY FUEL INJECTION PUMP)(WITHOUT AUXILIARY DRIVE)
	RE65954	SHORT ENGINE	1	(4045TF150)	(WITH ROTARY FUEL INJECTION PUMP)(WITH AUXILIARY DRIVE)
	RE65955	SHORT ENGINE	1	(4045TF250)	(WITH IN LINE FUEL INJECTION PUMP)(WITH AUXILIARY DRIVE)
	RE65956	SHORT ENGINE	1	(4045TF250)	(WITH INLINE INJECTION PUMP)(WITHOUT AUXILIARY DRIVE)
	RE65958	SHORT ENGINE	1	(4045HF150 AND 4045TF250)	(WITH ROTARY FUEL INJECTION PUMP)(WITH AUXILIARY DRIVE)
	RE65957	SHORT ENGINE	1	(4045HF150 AND 4045TF250)	(WITH ROTARY FUEL INJECTION PUMP)(WITHOUT AUXILLARY DRIVE)

MEMORANDA

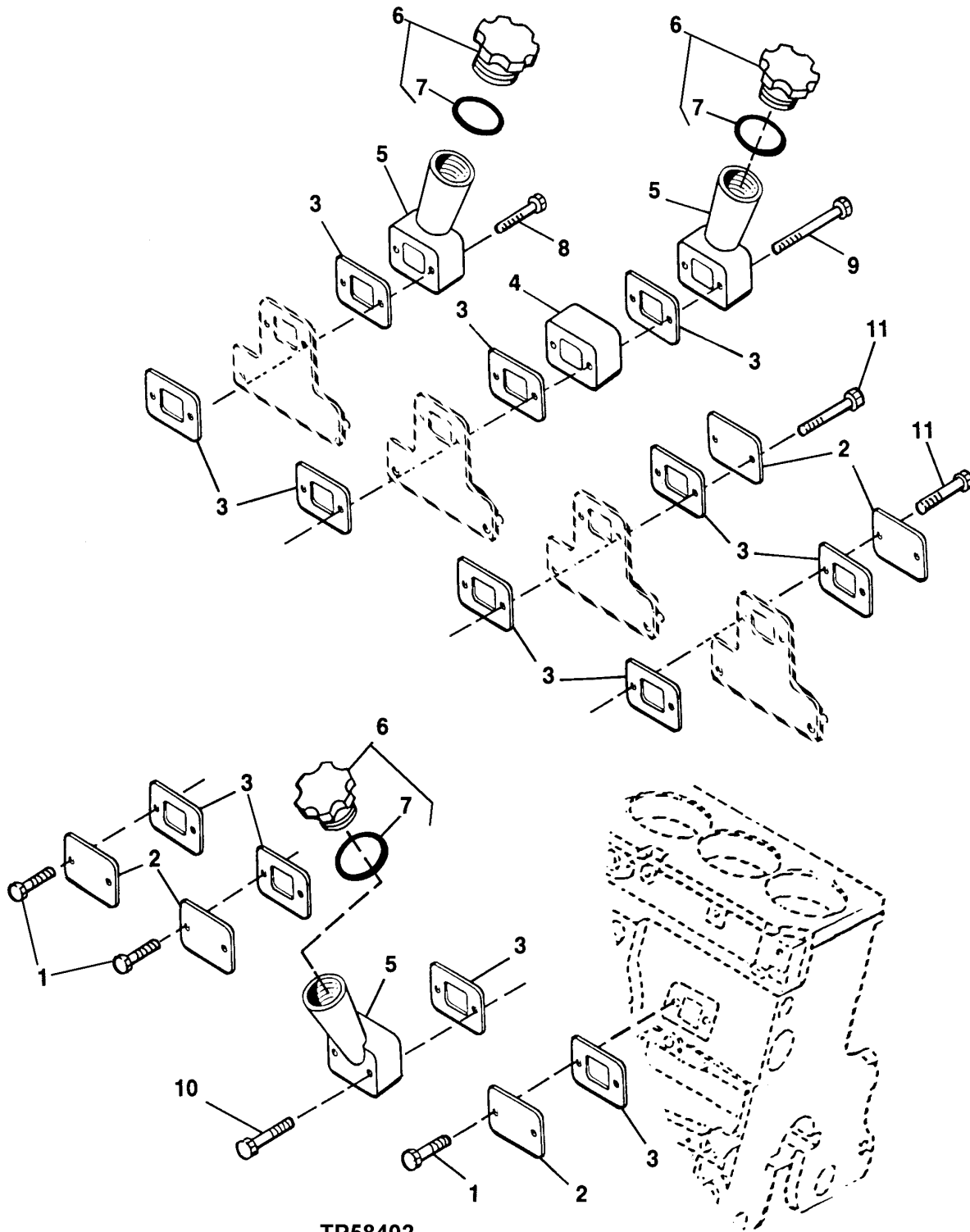
ENGINE OIL FILLER NECK/COVER AND 1214 W/RETAINED CAP
TP58404 -UN-15JAN99



TP58404

KEY	PART NO.	PART NAME	QTY	ENGINE SERIAL NO.	REMARKS
1	RE67238	SCREW	2		M8 X 20 (WITH PRE-APPLIED SEALANT) (SUB FOR RE66334, THIS APPLICATION)
2	R116296	COVER	1		(CODE 1299)
3	R136495	GASKET	2		(SUB FOR R116297)
4	RE67239	SCREW	2		(CODES 1201, 1202 AND 1214) M8 X 45 (WITH PRE-APPLIED SEALANT) (SUB FOR RE71526, THIS APPLICATION)
	RE503609	CAP SCREW	2		(CODE 1204) 8M X 100 (WITH PRE-APPLIED SEALANT) (SUB FOR RE71527, THIS APPLICATION)
5A	CAP	1		(RE52326 NO LONGER AVAILABLE) (SUB RE500005)
5B	RE500005	FILLER CAP	1		(CODES 1201, 1202, AND 1204)
6	RE501377	FILLER NECK	1		(SUB FOR R123216 AND R136483)
7	R500001	PACKING	1		
8	R136514	SPACER	1		(CODE 1204) (SUB FOR R123639)
9	RE501472	FILLER CAP	1		(CODE 1214)

ENGINE OIL FILL WITH REMOTE OIL FILTER
CODE 1210,1211,1212,AND 1298
TP58402 -UN-17DEC98

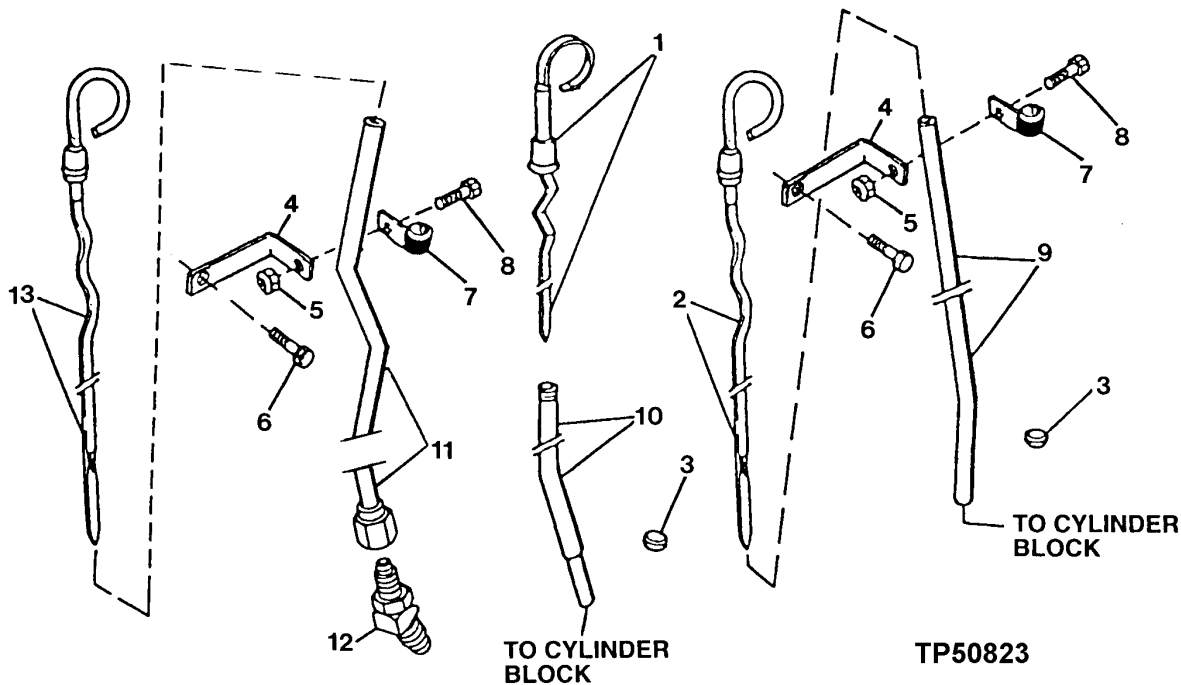


TP58402

ENGINE OIL FILL WITH REMOTE OIL FILTER
CODE 1210 ,1211 ,1212 AND 1298

KEY	PART NO.	PART NAME	QTY	ENGINE SERIAL NO.	REMARKS
1	RE67238	SCREW	2		(CODE 1210,1211, AND 1298) M8 X 20 (WITH PRE-APPLIED SEALANT)
2	R116296	COVER	1		
3	R136495	GASKET	AR		
4	R136514	SPACER	1		CODE 1211
5	RE501377	FILLER NECK	1		(SUB FOR R136483) CODE 1210,1211, AND 1212
6	RE500005	FILLER CAP	1		CODE 1210,1211, AND 1212
7	R500001	PACKING	1		CODE 1210,1211, AND 1212
8	19M7802	SCREW	2		(CODE 1210) M8 X 65
9	19M8006	SCREW	2		(CODE 1211) M8 X 120
10	RE71204	CAP SCREW	2		(CODE 1212,1298) M8 X 25 (WITH PRE-APPLIED SEALANT)
11	RE71526	SCREW	2		(CODE 1212) M8 X 55 (WITH PRE-APPLIED SEALANT)

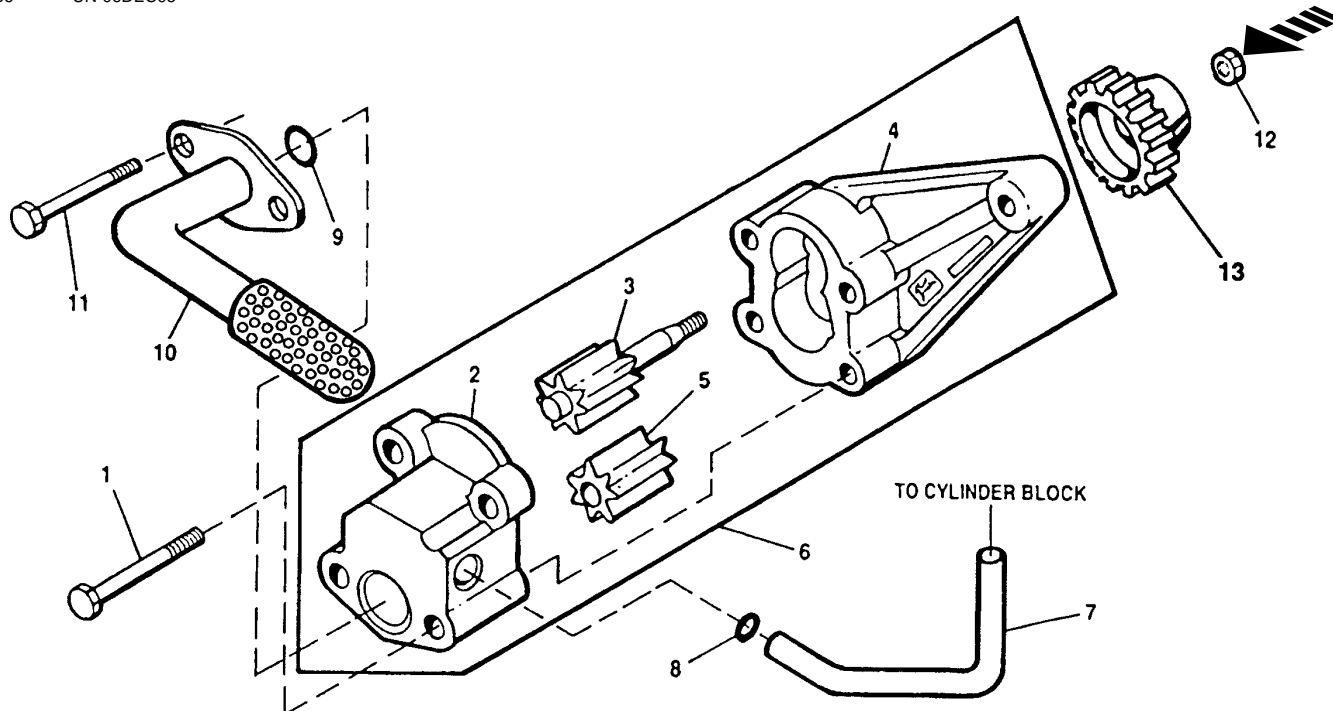
ENGINE OIL DIPSTICK
 CODE 4001 DIPSTICK LEFT HAND
 CODE 4002 & 4020 DIPSTICK RIGHT HAND
 CODE 4003 DIPSTICK RIGHT HAND TOP
 CODE 4009 DIPSTICK RIGHT HAND TOP (REMOVABLE)
 CODE 4014 DIPSTICK LEFT HAND SHORT
 CODE 4017 DIPSTICK RIGHT HAND LOW
 CODE 4018 DIPSTICK RIGHT & LEFT HAND
 TP50823 -UN-04MAY98



KEY	PART NO.	PART NAME	QTY	ENGINE SERIAL NO.	REMARKS
1	RE69243	DIPSTICK	1	(CODE 4001,4002,4018,4020)	
	RE500168	DIPSTICK	1	(CODE 4014,4017)	
	RE66178	DIPSTICK	1	(CODE 4003)	
2	R134240	PLUG	1	(CODE 4001,4002,4003,4009,4014,4017,4020)	
4	R134552	BRACKET	1	(CODE 4003,4009)	
5	14M7298	FLANGE NUT	1	(CODE 4003,4009) M8	
6	19M7787	SCREW	1	(CODE 4003,4009) M12 X 20	
7	T28862	CLAMP	1	(CODE 4003,4009)	
8	19M7866	SCREW	1	(CODE 4003,4009) M8 X 20	
9	R134550	DIPSTICK TUBE	1	(CODE 4003)	
10	R130055	DIPSTICK TUBE	1	(CODE 4001,4002)	
	R501252	DIPSTICK TUBE	1	(CODE 4017)	
	R130055	DIPSTICK TUBE	1	(CODE 4018)	
	R500116	DIPSTICK TUBE	1	(CODE 4014)	
	R500709	DIPSTICK TUBE	1	(CODE 4020)	
11	RE503848	DIPSTICK TUBE	1	(CODE 4009) (SUB FOR RE70116)	
12	R135749	ELBOW FITTING	1	(CODE 4009) (SUB FOR RE70116)	
13	RE66178	DIPSTICK	1	(CODE 4009)	

**ENGINE OIL PUMP AND OIL PUMP INTAKE
(CODE 5002)**

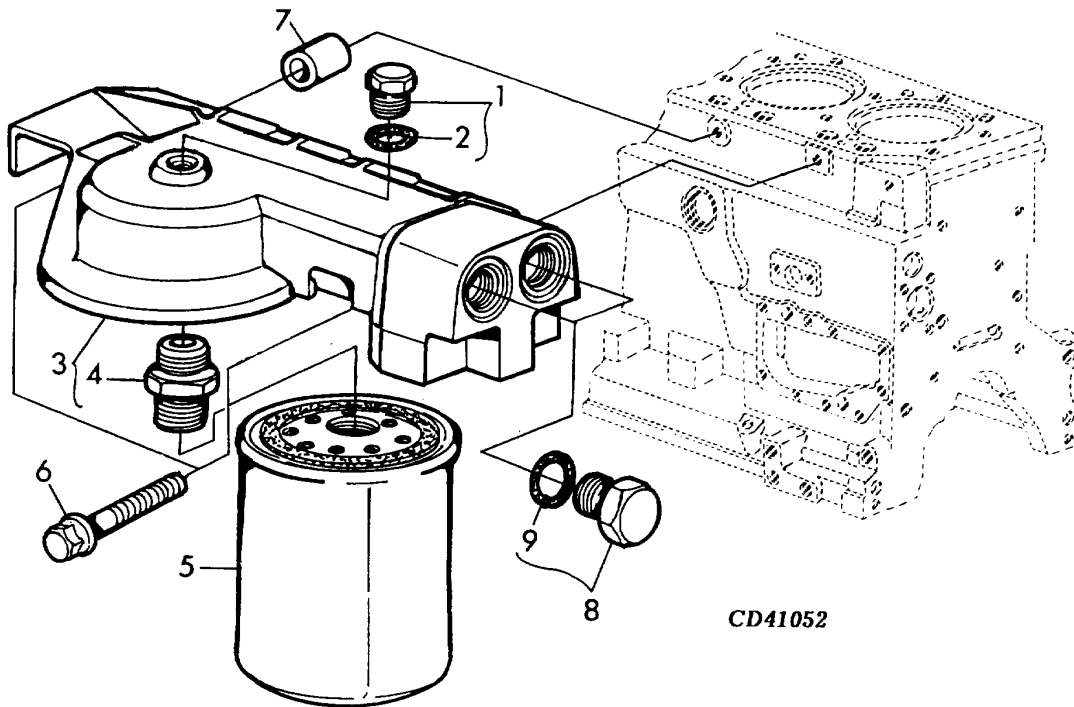
TP49336 -UN-06DEC95



TP49336

KEY	PART NO.	PART NAME	QTY	ENGINE SERIAL NO.	REMARKS
1	19M8987	SCREW	2	M8 X 65	
2	COVER	1		
3	GEAR	1		
4	HOUSING	1		
5	GEAR	1		
6	RE502269	OIL PUMP	1		(MARKED R123179) (SUB FOR RE70153 MARKED R123179 AND RE59582 MARKED R123179)
7	R121376	TUBE	1		
8	R97185	O-RING	1		
9	R61871	O-RING	1		
10	RE70073	OIL PUMP INTAKE	1		(USE WITH CODE 1903 AND 1904 ENGINE OIL PAN) (SUB FOR RE57619)
	RE68491	OIL PUMP INTAKE	1		(USE WITH CODE 1923 ENGINE OIL PAN)
11	19M8986	SCREW	2	M8 X 100	
12	14M7066	NUT	1	M12	
13	R120638	GEAR	1		(30 TEETH)

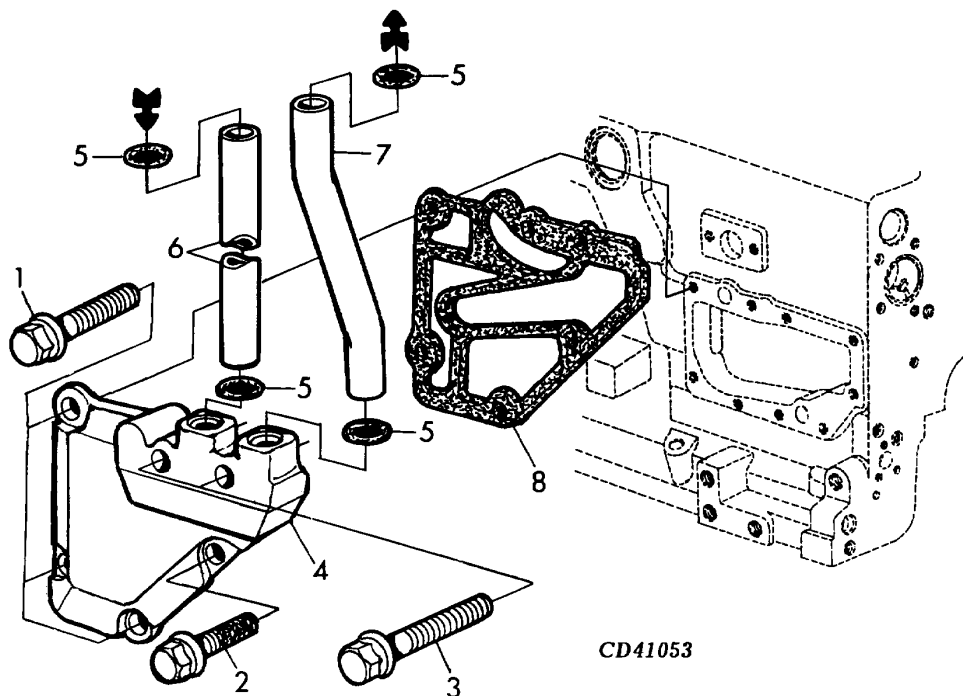
OIL FILTER / ADAPTER
CODE 8801 AND 8806 OIL FILTER
CD41052 -UN-05DEC96



KEY	PART NO.	PART NAME	QTY	ENGINE SERIAL NO.	REMARKS
1	RE46716	FITTING	1	-XXXXXX	M16 X 1.5, (WITHOUT TURBOCHARGER)
	RE52242	PLUG	1	XXXXXX-	WITHOUT TURBOCHARGER
2	51M7042	O-RING	1		13.300 X 2.200 MM, (WITHOUT TURBOCHARGER)
3	RE59906	FILTER HEAD	1		(MARKED R134570)
4	ADAPTER	1		(R123591 NO LONGER AVAILABLE) (SUB RE59906)
5	RE59754	OIL FILTER	1		
6	19M7784	SCREW	2		M10 X 20
7	R114358	SPACER	1		12 X 25.400 X 12.700 MM, (CODE 8806)
8	RE46687	FITTING	2		M22 X 1.5
9	51M7045	O-RING	1		19.300 X 2.200 MM

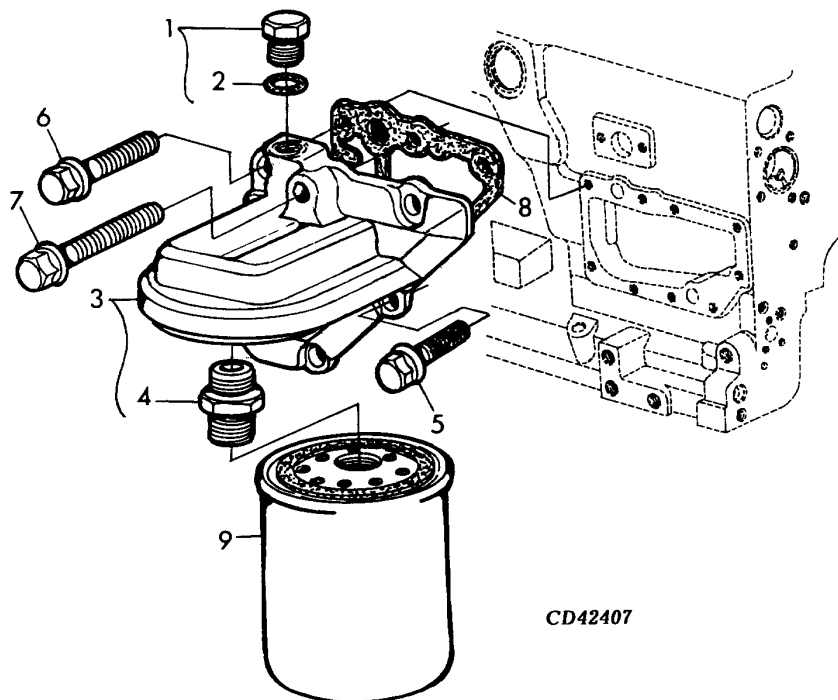
ADAPTER / COOLANT LINES
CODE 8801 AND 8806

CD41053 -UN-05DEC96



KEY	PART NO.	PART NAME	QTY	ENGINE SERIAL NO.	REMARKS
1	19M7802	SCREW	3	M8 X 65	
2	RE67238	SCREW	1	M8 X 20 (WITH PRE-APPLIED SEALANT)	
3	19M7913	SCREW	2	M8 X 90	
4	R135916	ADAPTER	1	(SUB FOR R123473)	
5	R72328	O-RING	4		
6	R135268	TUBE	1	(CODE 8801) (SUB FOR R123505)	
	R135270	TUBE	1	(CODE 8806) (SUB FOR R133068)	
7	R135269	TUBE	1	(CODE 8801) (SUB FOR R123506)	
	R135271	TUBE	1	(CODE 8806) (SUB FOR R133069)	
8	R123504	GASKET	1		

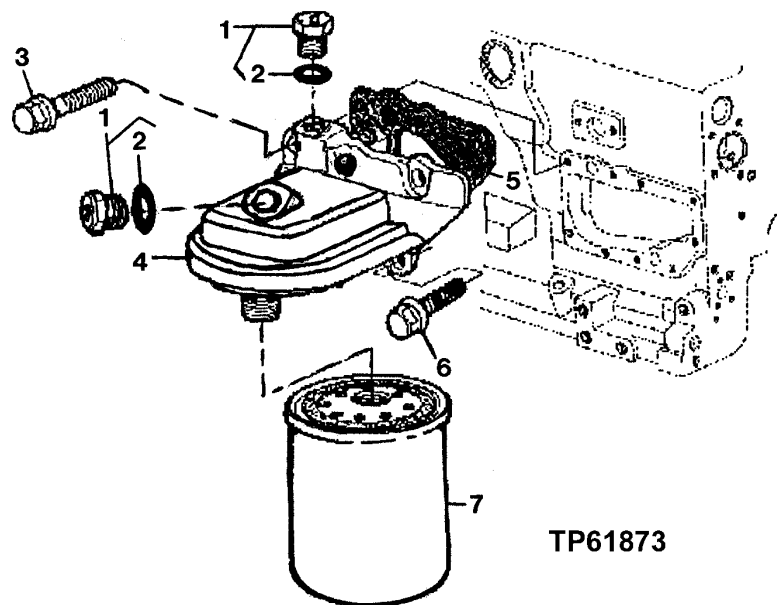
OIL FILTER / ADAPTER
(SERIAL NO. -XXXXXX)
CODE 8803 - R.H.
D'HUILE FILTRE ADAPTEUR
OEL FILTER ADAPTER
FILTRO OLIO ADATTATORE
FILTRO DE ACEITE ADAPTADOR
OLJEFILTER KOPPLINGSANORDNING
CD42407 -UN-02MAR98



CD42407

KEY	PART NO.	PART NAME	QTY	ENGINE SERIAL NO.	REMARKS
1	RE46716	FITTING	1	M16 X 1.5 (WITHOUT TURBO)	
2	51M7042	O-RING	1		
3	RE59907	FILTER HEAD	1	(NO LONGER AVAILABLE) (MARKED R121407) (SUB RE51598, RE52292, R501484 AND 19M7802)	
4	ADAPTER	1	(R123591 NO LONGER AVAILABLE) SUB,SAME AS ABOVE	
5	RE67238	SCREW	1	M8 X 20 (WITH PRE-APPLIED SEALANT)	
6	19M7802	SCREW	4	M8 X 65	
7	19M7970	SCREW	1	M8 X 100	
	RE67764	OIL FILTER	1	HIGH CAPACITY FOR USE IN SAUDI ARABIA ON KOHLER GENERATOR SETS	
8	R123525	GASKET	1		
9	RE59754	OIL FILTER	1		

OIL FILTER ,WITH ADAPTER
(SERIAL NO. XXXXXX-)
TP61873 -UN-24MAY99



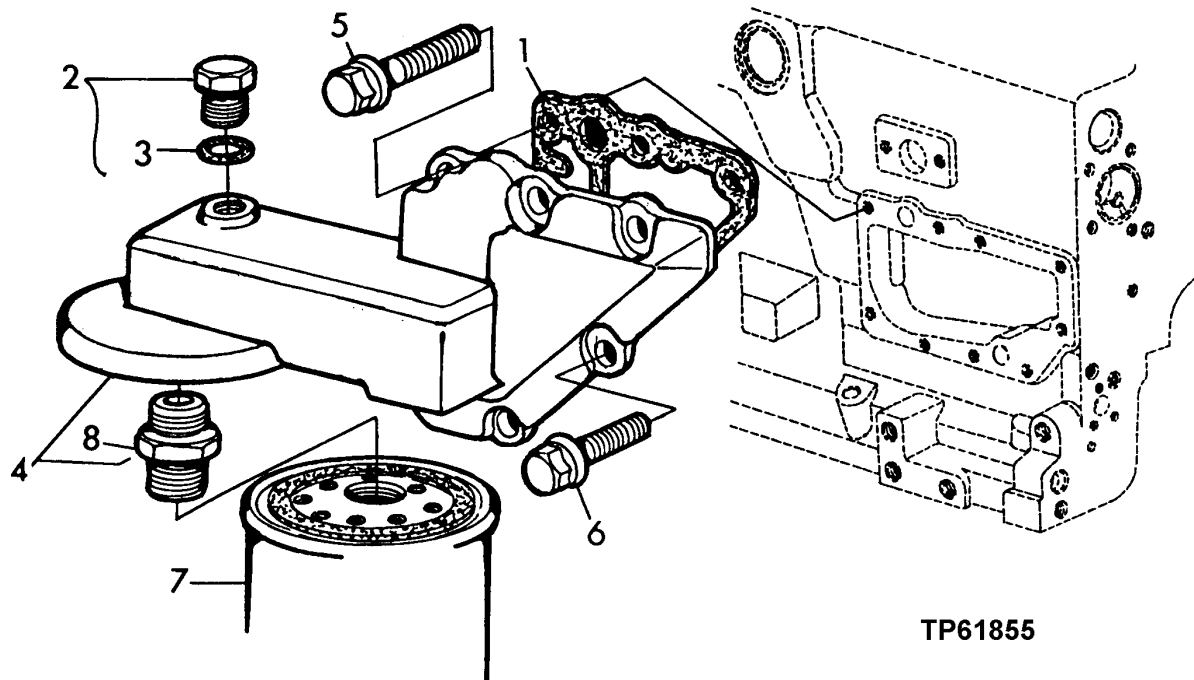
TP61873

KEY	PART NO.	PART NAME	QTY	ENGINE SERIAL NO.	REMARKS
1	RE52242	PLUG	2		
2	51M7042	O-RING	2		
3	19M7802	SCREW	5	13.300 X 2.200 MM	
4	RE71598	FILTER HEAD	1	M8 X 65	
5	R501484	GASKET	1		
6	RE67238	SCREW	1		
7	RE59754	OIL FILTER	1		

MEMORANDA

OIL FILTER / ADAPTER
CODE 8815

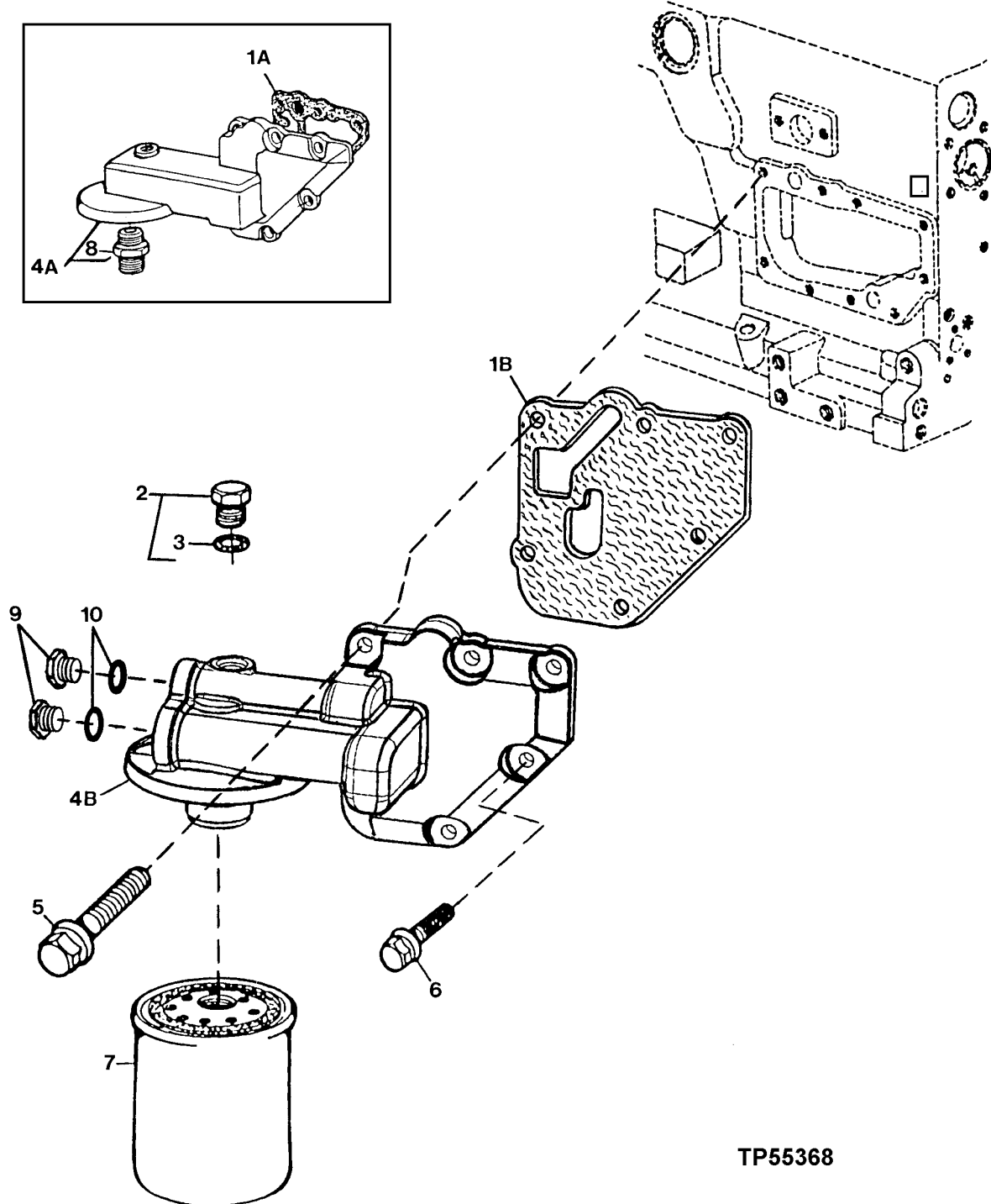
TP61855 -UN-16MAR99



TP61855

KEY	PART NO.	PART NAME	QTY	ENGINE SERIAL NO.	REMARKS
1	R123525	GASKET	1		
2	RE46716	FITTING	1	-XXXXXX	WITHOUT TURBOCHARGER
	RE52242	PLUG	1	XXXXXX-	WITHOUT TURBO.
3	51M7042	O-RING	1		13.300 X 2.200 MM
4	RE59908	FILTER HEAD	1		
5	19M7802	SCREW	5		M8 X 65
6	RE67238	SCREW	1		(WITH SEALANT)
7	RE59754	OIL FILTER	1		
8	R123591	ADAPTER	1		

ENGINE OIL FILTER/ADAPTER
CODE 8802
TP55368 -UN-04MAY98

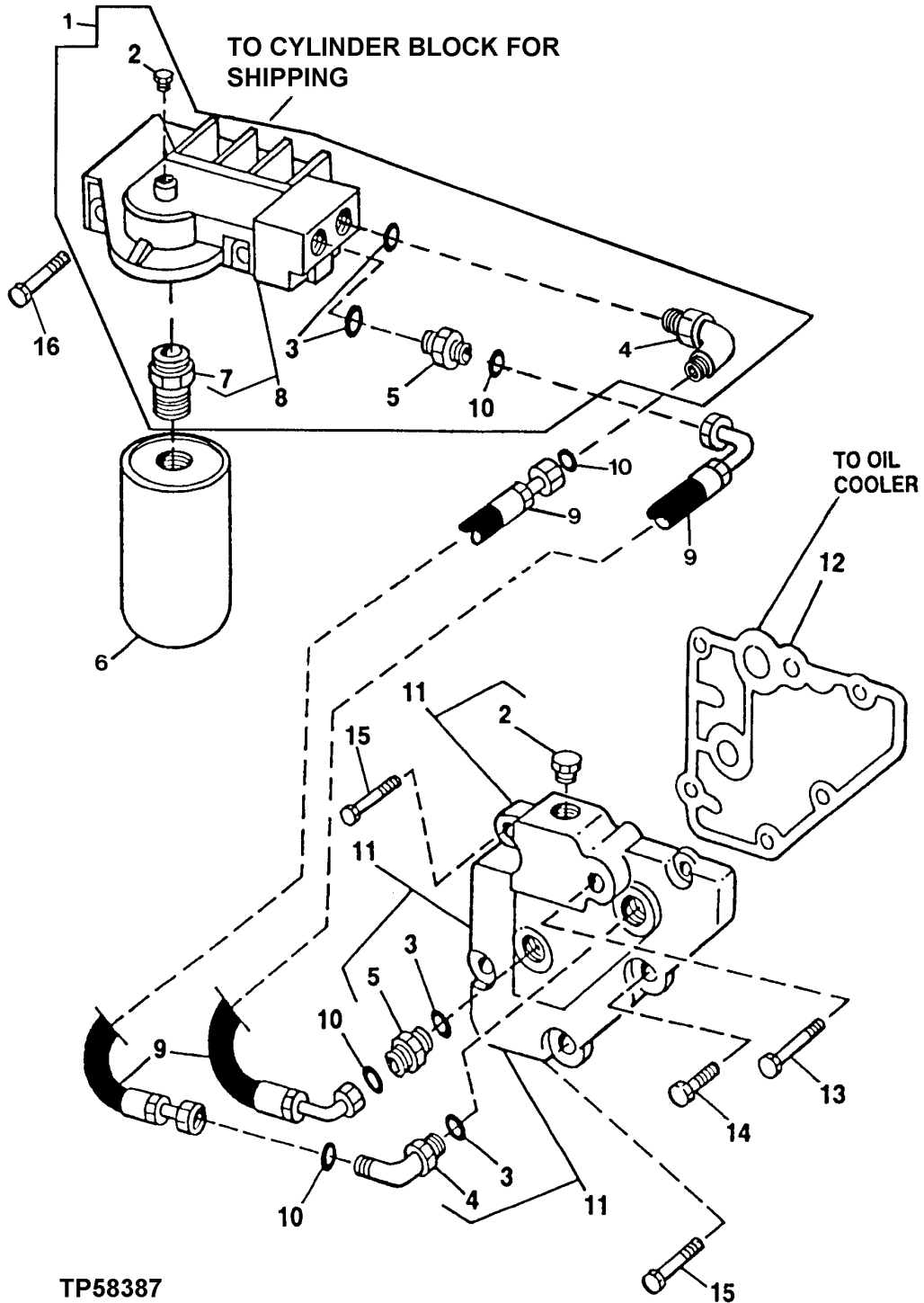


TP55368

ENGINE OIL FILTER/ADAPTER
CODE 8802

KEY	PART NO.	PART NAME	QTY	ENGINE SERIAL NO.	REMARKS
1A	R123525	GASKET	1	-764919	
1B	R500374	GASKET	1	764920-	
2	RE46716	PLUG	AR	-XXXXXX	WITHOUT TURBOCHARGER
	RE52242	PLUG	AR	XXXXXX-	WITHOUT TURBOCHARGER
3	51M7042	O-RING	1		13.300 X 2.200 MM
4A	RE59908	FILTER HEAD	1	-764919	(MARKED R123475) (SUB RE500133) (ALSO ORDER (2) R116115, (2) 51M7045 AND R500374)
4B	RE500133	FILTER HEAD	1	764920-	
5	19M7802	SCREW	5		M8 X 65
6	RE67238	SCREW	1		M8 X 20 (WITH PRE-APPLIED SEALANT)
7	RE59754	OIL FILTER	1		
8	R123591	ADAPTER	1	-764919	(SUB RE59908)
9	R116115	FITTING	2	764920-	
10	51M7045	O-RING	2	764920-	

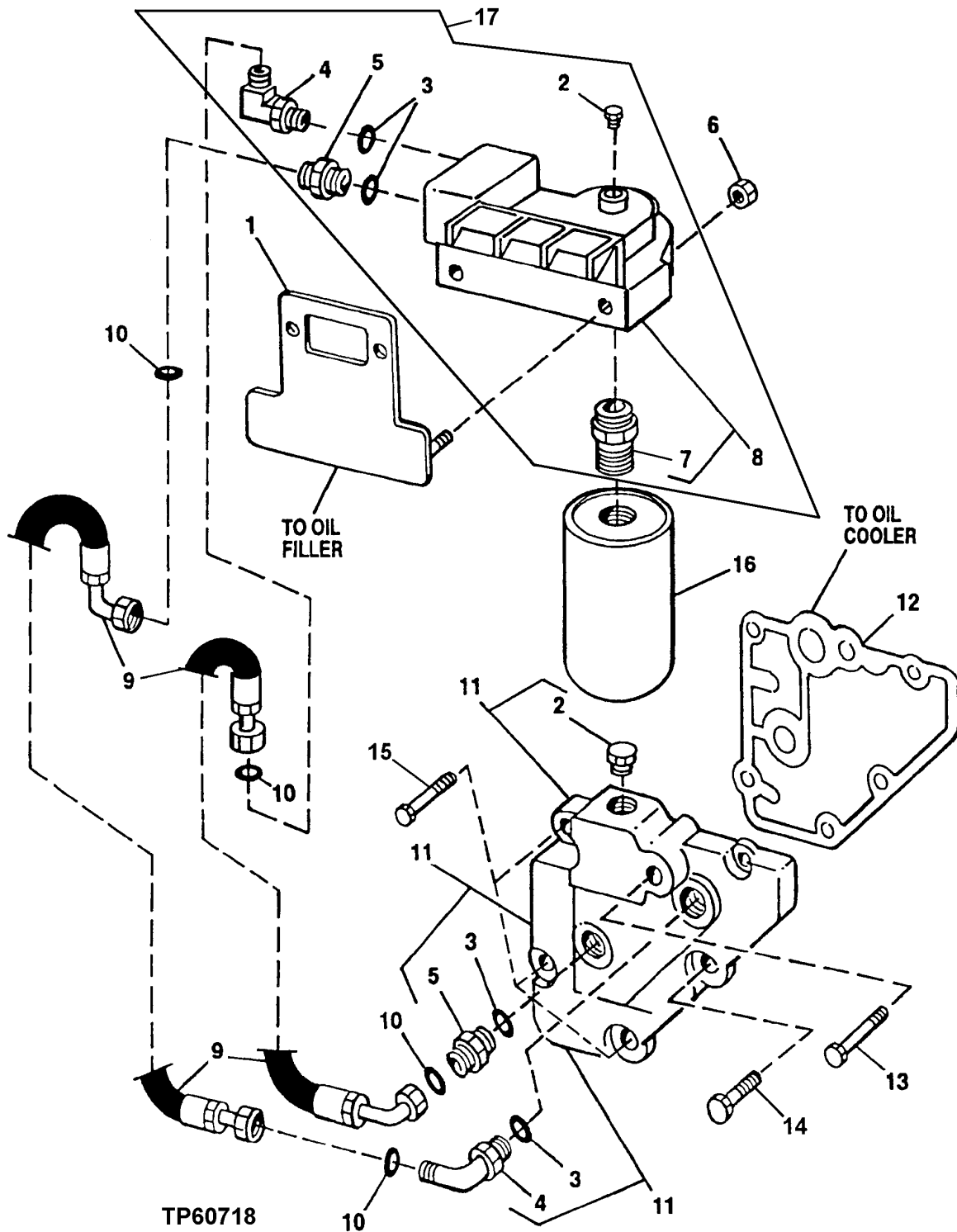
ENGINE OIL FILTER -REMOTE MOUNT WITH ADAPTER,HOSES,AND BRACKET
CODE 8807,8809,AND 8810
TP58387 -UN-24NOV98



ENGINE OIL FILTER-REMOTE MOUNT WITH ADAPTER,HOSES AND BRACKET
CODE 8807,8809 AND 8810

KEY	PART NO.	PART NAME	QTY	ENGINE SERIAL NO.	REMARKS
1	RE68201	FILTER HEAD	1	-793939	UNFILTERED PORY FACING UP
	RE502858	ADAPTER	1	793940-	UNFILTERED PORT FACING DOWN
2	RE46716	PLUG	2	-XXXXXX	WITHOUT TURBOCHARGER
	RE52242	PLUG	2	XXXXXX-	WITHOUT TURBO.
3	51M7045	O-RING	4		19.300 X 2.200 MM
4	38H5018	ELBOW FITTING	4		
5	38H5004	ADAPTER	4		
6	RE59754	OIL FILTER	1		
7	ADAPTER	1		(R123591 NO LONGER AVAILABLE) (SUB RE60153)
8	RE60153	FILTER HEAD	1		
9	RE70190	HOSE	2		CODE 8807 (935 MM)
	RE69769	HOSE	2		CODE 8809 (1270 MM)
	RE69768	HOSE	2		CODE 8810 (1575 MM)
10	T77932	O-RING	4		
11	RE71062	ADAPTER	1		
12	R123525	GASKET	1		
13	19M7913	SCREW	1		M8 X 90
14	RE67238	SCREW	1		M8 X 20 (WITH PRE-APPLIED SEALANT)
15	19M7802	SCREW	4		M8 X 65
16	19M7784	SCREW	1		M10 X 20

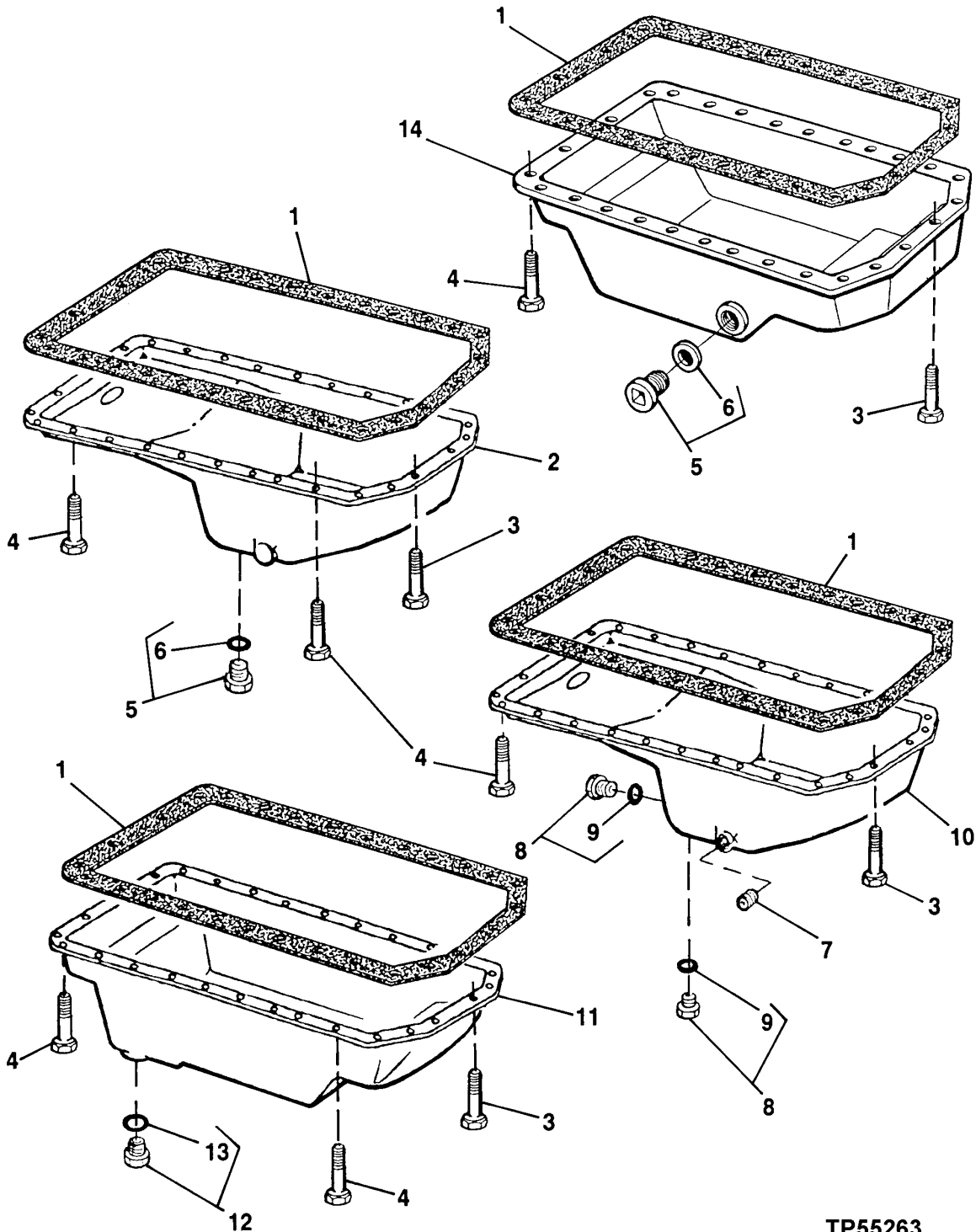
ENGINE OIL FILTER-LEFT SIDE MOUNT WITH ADAPTER,HOSES,AND BRACKET
CODE 8804
TP60718 -UN-02JUL98



ENGINE OIL FILTER-LEFT SIDE MOUNT - ADAPTER,HOSES AND BRACKET
CODE 8804

KEY	PART NO.	PART NAME	QTY	ENGINE SERIAL NO.	REMARKS
1	RE70063	BRACKET	1		
2	RE46716	PLUG	2	-XXXXXX	WITHOUT TURBOCHARGER
	RE52242	PLUG	2	XXXXXX-	WITHOUT TURBOCHARGER
3	51M7045	O-RING	4		19.300 X 2.200 MM
4	38H5018	ELBOW FITTING	4		
5	38H5004	ADAPTER	4		
6	14M7296	FLANGE NUT	2		M10
7	ADAPTER	1		(R123593 NO LONGER AVAILABLE) (SUB RE60153)
8	RE60153	FILTER HEAD	1		
9	RE69769	HOSE	2		
10	T77932	O-RING	4		
11	RE71062	ADAPTER	1		
12	R123525	GASKET	1		
13	19M7913	SCREW	1		M8 X 90
14	RE67238	SCREW	1		M8 X 20 (WITH PRE-APPLIED SEALANT)
15	19M7802	SCREW	4		M8 X 65
16	RE59754	OIL FILTER	1		
17	RE68201	FILTER HEAD	1		(ALSO ORDER (2) T77932)

ENGINE OIL PAN
 CODE 1901 AND 1902 (4045DF150)
 CODE 1903 (4045DF150, 4045TF150, 4045TF250)
 CODE 1936 (4045TF151)
 TP55263 -UN-27JAN98

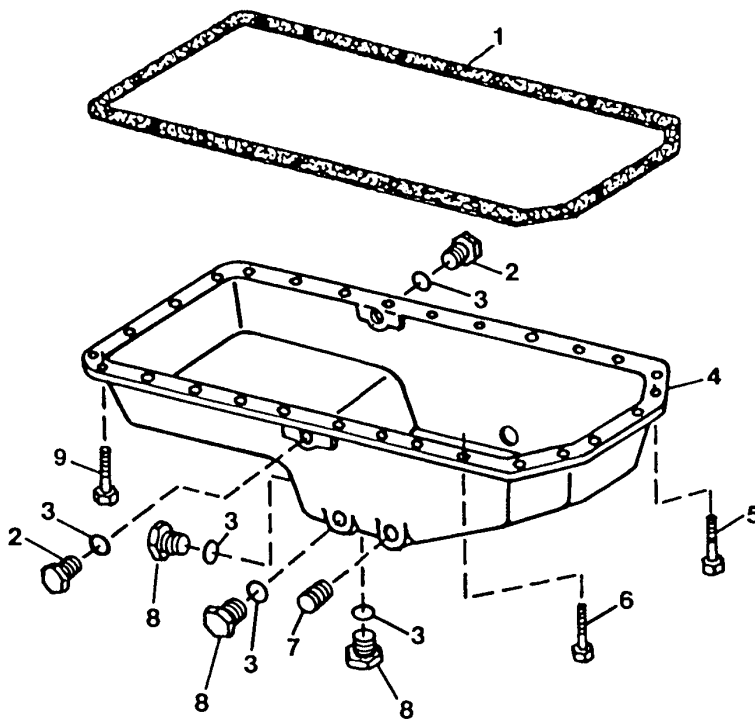


TP55263

ENGINE OIL PAN
CODE 1901 AND 1902 (4045DF150)
CODE 1903 (4045DF150, 4045TF150, 4045TF250)
CODE 1936 (4045TF151)

KEY	PART NO.	PART NAME	QTY	ENGINE SERIAL NO.	REMARKS
1	R123352	GASKET	1		
2	RE59427	OIL PAN	1		(CODE 1901) (MARKED R54813) (SUB RE59439)
	RE59439	OIL PAN	1		(CODE 1901) (MARKED R54813) (INCLUDES RE46685)
3	19M8062	CAP SCREW	6		M8 X 20
4	19M8163	CAP SCREW	22		M8 X 16
5	RE46685	PLUG	1		(CODE 1901 AND 1936)
6	51M7043	O-RING	1		(CODE 1901 AND 1936)
7	15H278	PIPE PLUG	1		3/4", (CODE 1902)
8	RE46685	PLUG	2		(CODE 1902)
9	51M7043	O-RING	2		(CODE 1902)
10	RE59431	OIL PAN	1		(CODE 1902) (MARKED R56281) (SUB RE59430)
	RE59430	OIL PAN	1		(CODE 1902) (MARKED R56281) (INCLUDES RE46685)
11	RE59545	OIL PAN	1		(CODE 1903) (MARKED R87814)
12	RE46685	PLUG	1		(CODE 1903)
13	51M7043	O-RING	1		(CODE 1903)
14	R121604	OIL PAN	1		(CODE 1936)

ENGINE OIL PAN
CODE 1904 (4045DF150, 4045TF150, 4045TF250, 4045HF150)
 TP50810 -UN-06MAY98

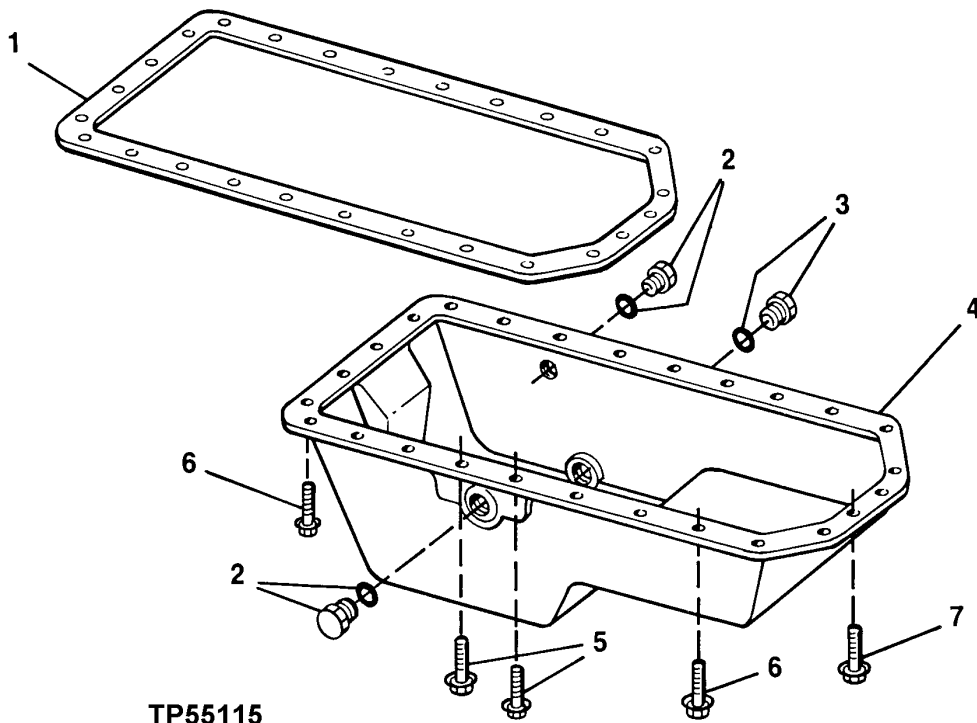


TP50810

ENGINE OIL PAN
CODE 1904 (4045DF150, 4045TF150, 4045TF250, 4045HF150)

KEY	PART NO.	PART NAME	QTY	ENGINE SERIAL NO.	REMARKS
1	R123353	GASKET	1		
2	RE46687	FITTING	2		(SUB FOR R95065)
3	51M7043	O-RING	5		
4	R121621	OIL PAN	1		
5	19M7868	SCREW	6	M8 X 30	
6	19M7867	SCREW	18	M8 X 25	
7	15H690	PIPE PLUG	1	3/4"	
8	RE46685	PLUG	3		
9	19M7799	SCREW	4	M8 X 45	

ENGINE OIL PAN
CODE 1923 (4045DF150, 4045TF150, 4045TF250)
TP55115 -UN-27MAY97



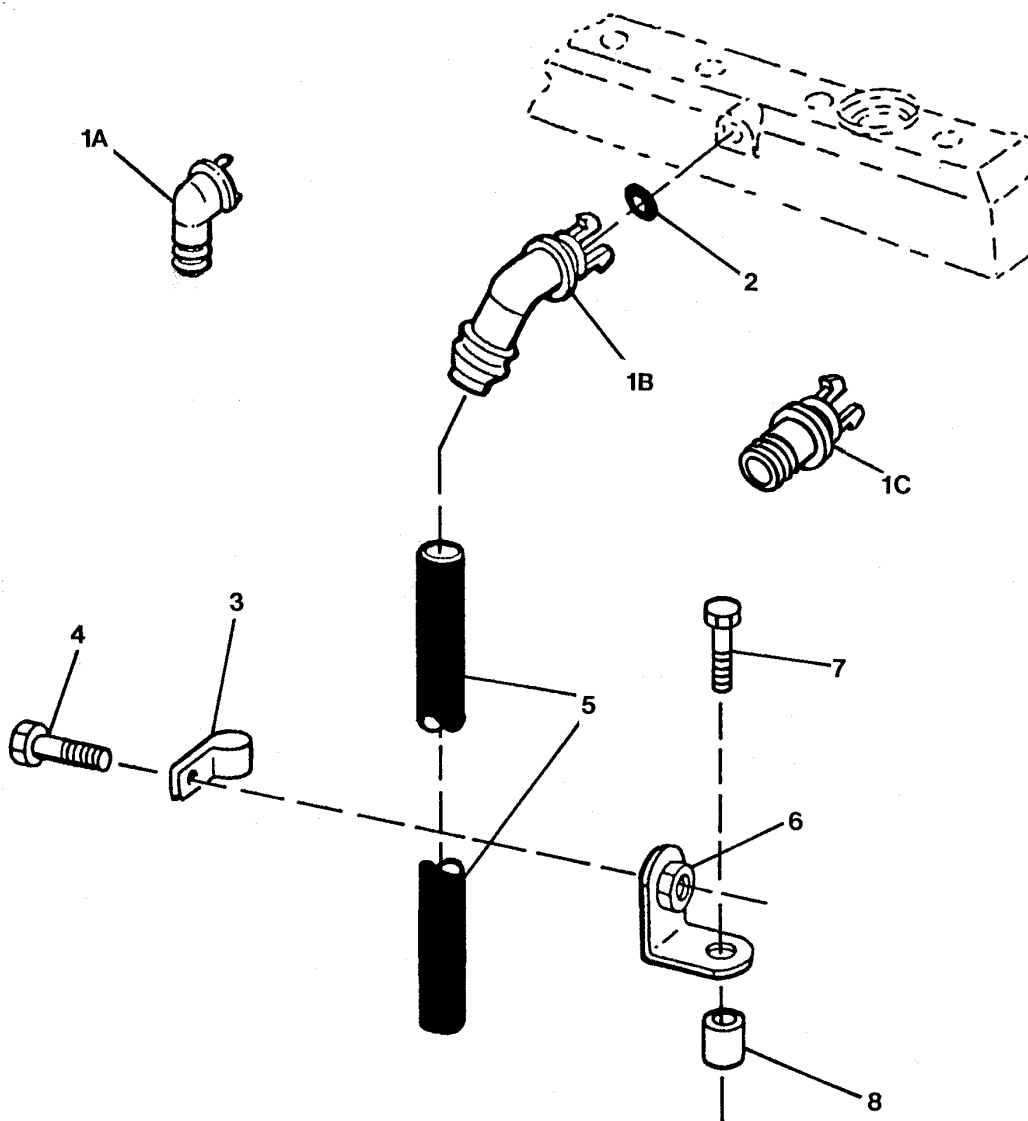
TP55115

ENGINE 4
OILING SYSTEM 0407

ENGINE OIL PAN
CODE 1923 (4045DF150, 4045TF150, 4045TF250)

KEY	PART NO.	PART NAME	QTY	ENGINE SERIAL NO.	REMARKS
1	R123353	GASKET	1		
2	RE46687	FITTING	2		
3	RE46685	PLUG	1		
4	R133456	OIL PAN	1		
5	19M7799	SCREW	4	M8 X 45	
6	19M7867	SCREW	18	M8 X 25	
7	19M7868	SCREW	6	M8 X 30	

ENGINE VENTILATING SYSTEM
CODE 2902,2904,2905,2907,2918,2922 VENTILATING TUBE
CODE 2999 NO VENTILATING TUBE
TP61896 -UN-29JUN99

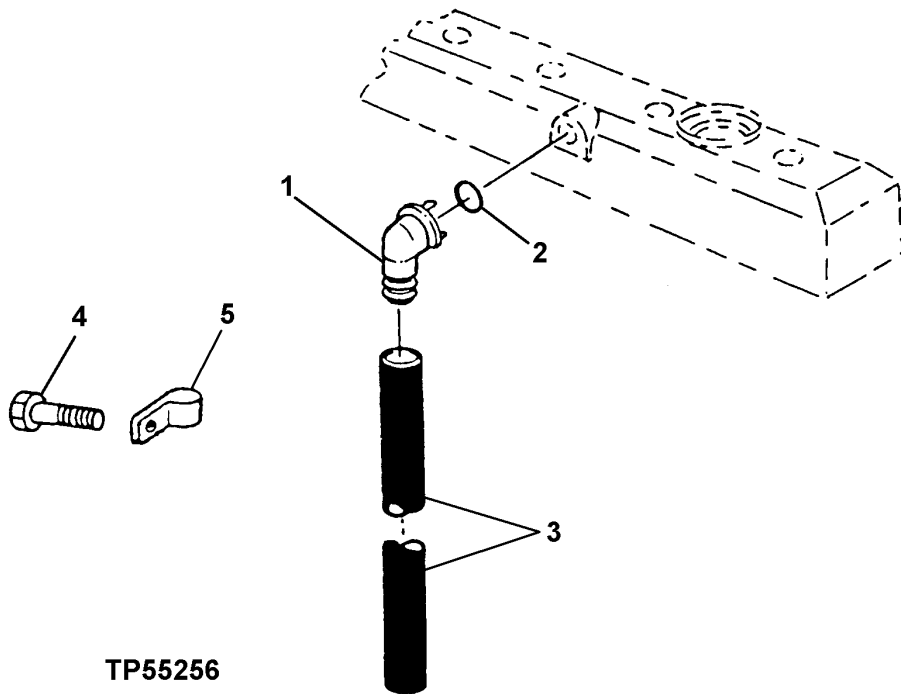


TP61896

ENGINE VENTILATING SYSTEM
CODE 2902,2904,2905,2907,2918,2922 VENTILATOR TUBE
CODE 2999 NO VENTILATOR TUBE

KEY	PART NO.	PART NAME	QTY	ENGINE SERIAL NO.	REMARKS
1A	R120467	ELBOW FITTING	1		(CODE 2904,2922,2999) 90 DEGREE
1B	R123586	ELBOW FITTING	1		(CODE 2902,2905,2907,) 45 DEGREE
1C	R502743	ELBOW FITTING	1		(CODE 2918)STRAIGHT
2	R72328	O-RING	1		18.720 X 2.616 MM (0.737" X 0.103")
3	R72659	CLAMP	1		(CODE 2904, 2905, 2907)
4	19M7866	SCREW	1		M8 X 20, (CODE 2904)
	T56055	BOLT	1	-XXXXXX	(CODE 2905, 2907) (SUB FOR T34037 AND R122618, THIS APPLICATION)
	19M7783	SCREW	1	XXXXXX-	
5	H36031	HOSE	1		(CODE 2905, 2907) 915 MM
	HOSE	1		(CODE 2904,2922) (MAKE FROM BULK MATERIAL, TY22450 CUT TO LENGTH.) 1350MM
6	AT12875	BRACKET	1	-XXXXXX	(CODE 2905, 2907)
	RE504036	BRACKET	1	XXXXXX-	
7	19M7668	CAP SCREW	1		M10 X 100, (CODE 2907)
8	28H860	WASHER	1		0.423" X 0.675" X 3/8", (CODE 2907)

ENGINE VENTILATING SYSTEM
CODE 2906, 2915
TP55256 -UN-11DEC97



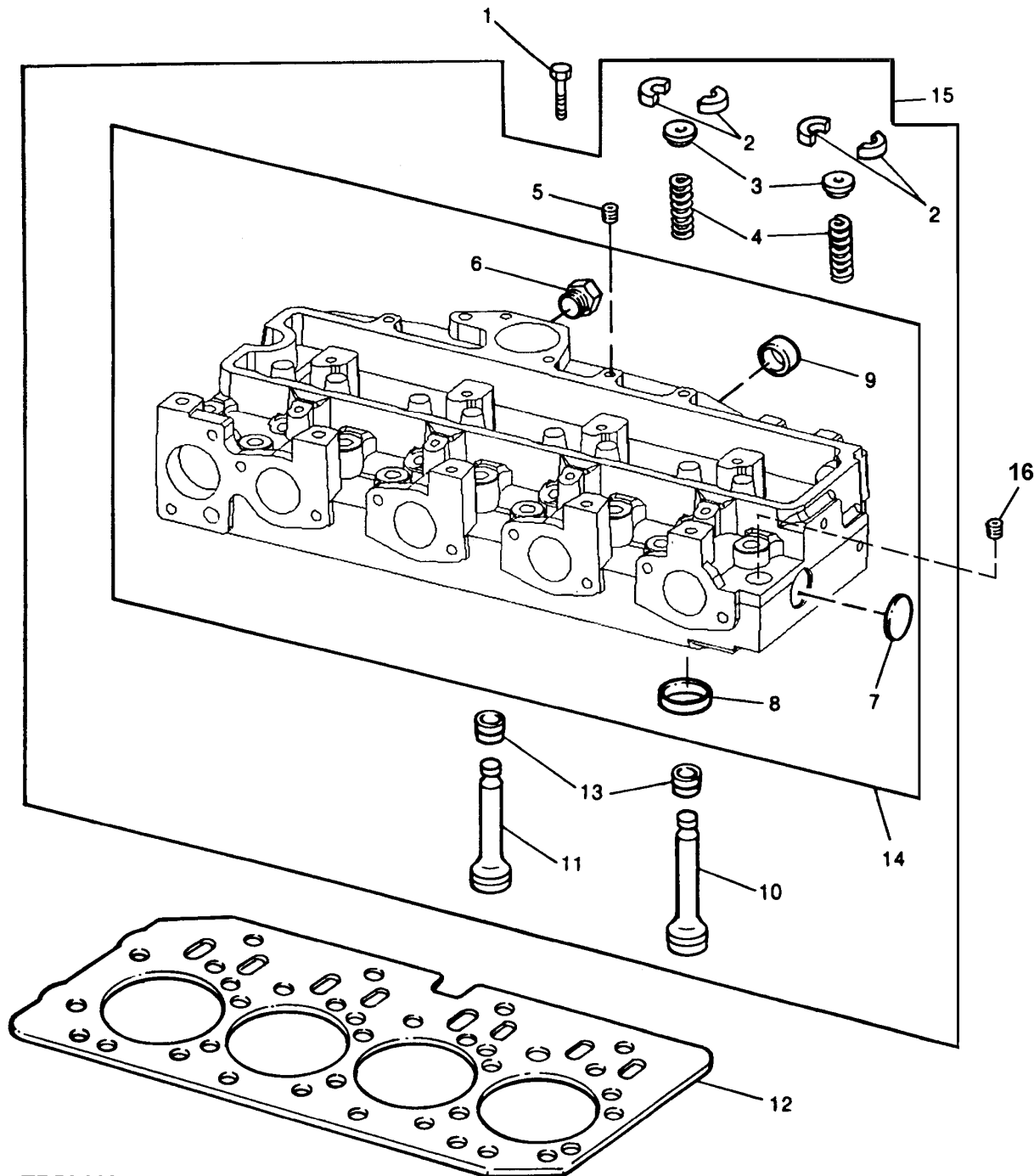
TP55256

KEY	PART NO.	PART NAME	QTY	ENGINE SERIAL NO.	REMARKS
1	R120467	ELBOW FITTING	1		
2	R72328	O-RING	1		
3	R134403	HOSE	1		
4	19M7866	SCREW	1	M8 X 20	
5	R72659	CLAMP	1		

MEMORANDA

CYLINDER HEAD, HEAD GASKET AND VALVES
 CODE 5102 CYLINDER HEAD

TP58413 -UN-22JAN99



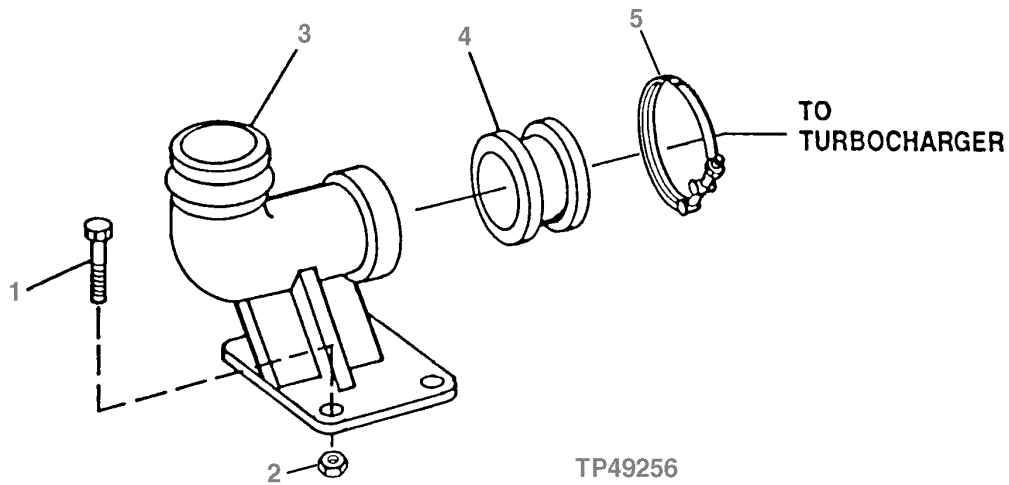
TP58413

**CYLINDER HEAD, HEAD GASKET AND VALVES
CODE 5102 CYLINDER HEAD**

KEY	PART NO.	PART NAME	QTY	ENGINE SERIAL NO.	REMARKS
1	R85363	CAP SCREW	18		SAE STANDARD THREAD
2	R91889	RETAINER	16		
3	RE60005	ROTATOR	8		
4	R26125	SPRING	8		
5	R104592	PIPE PLUG	1		
6	T58477	FITTING	1		
7	CD16284	CAP	1		
8	R98063	VALVE SEAT INSERT	4		STANDARD SIZE INTAKE VALVE
	R98335	VALVE SEAT INSERT	4		OVERSIZE INTAKE VALVE
	R85687	VALVE SEAT INSERT	4		STANDARD SIZE EXHAUST VALVE
	R93910	VALVE SEAT INSERT	4		OVERSIZE EXHAUST VALVE
9	R43409	CAP	2		
10	R90692	EXHAUST VALVE	4		STANDARD
	R97492	EXHAUST VALVE	AR		.015" OVERSIZE
	R97493	EXHAUST VALVE	AR		.030" OVERSIZE
11	R98062	INTAKE VALVE	4		STANDARD
	R97490	INTAKE VALVE	AR		.015 OVERSIZE
	R97491	INTAKE VALVE	AR		.030 OVERSIZE
12	R116515	ENGINE CYLINDER HEAD GASKET	1		
13	RE31617	SEAL	8		
14	CYLINDER HEAD	1		(MARKED R121402) (RE57235 NO LONGER AVAILABLE)
15	RE57234	CYLINDER HEAD	1		(MARKED R121402)
16	15H624	PIPE PLUG	1		1/2", ENGINE TEMPERATURE

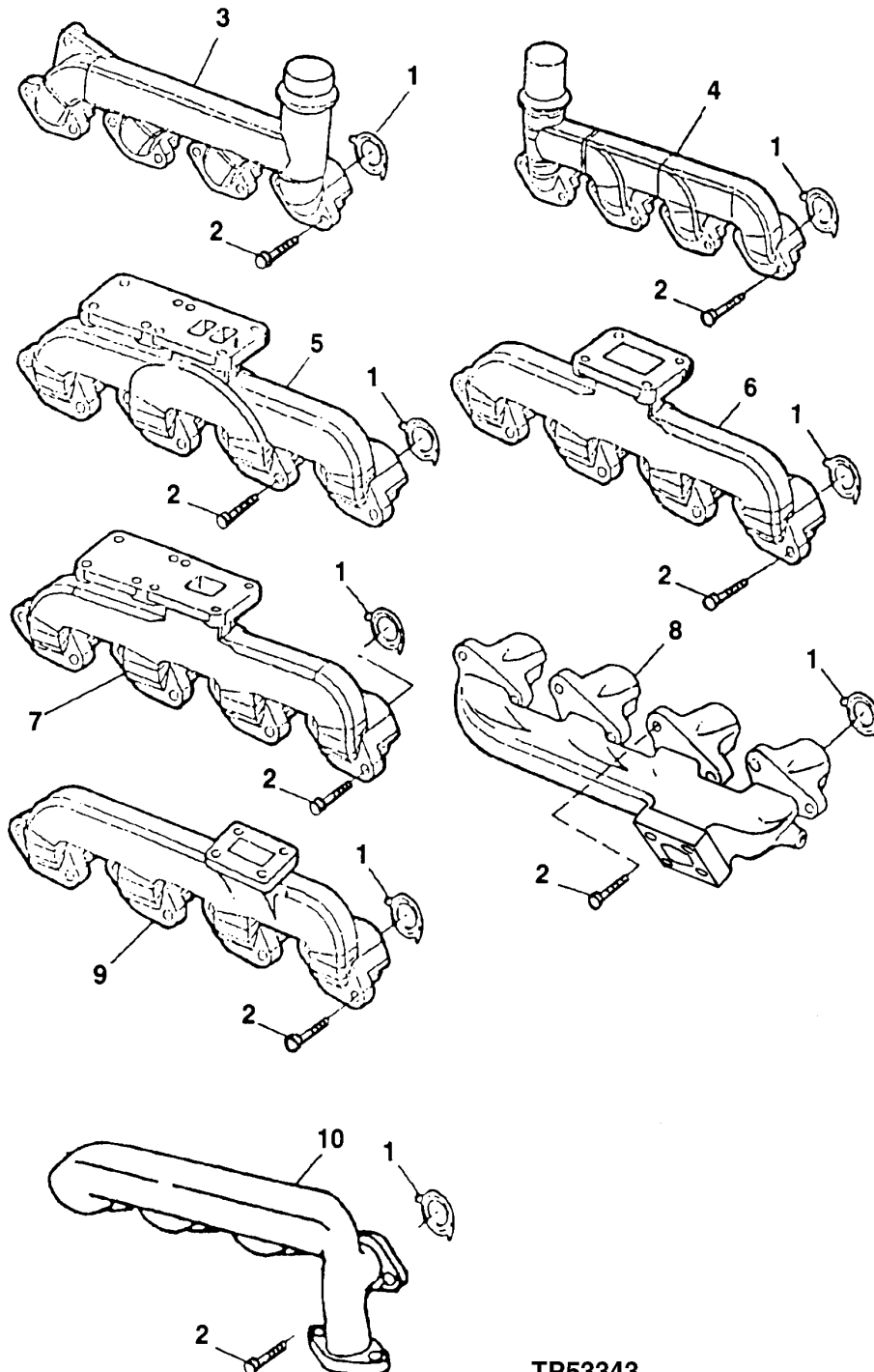
MEMORANDA

EXHAUST ELBOW
CODE 6401 EXHAUST ELBOW
TP49256 -UN-15MAY95



KEY	PART NO.	PART NAME	QTY	ENGINE SERIAL NO.	REMARKS
1	19M8162	CAP SCREW	4	M10 X 40	
2	14M7296	FLANGE NUT	4	M10	
3	R123246	PIPE ELBOW	1		
4	R87732	ADAPTER	1		
5	RE70212	CLAMP	1	(SUB FOR RE40048)	

EXHAUST MANIFOLD
CODE 2801, 2802, 2803, 2804, 2805, 2806, 2807, 2820, 2822, AND 2826 EXHAUST MANIFOLD
 TP53343 -UN-28OCT96



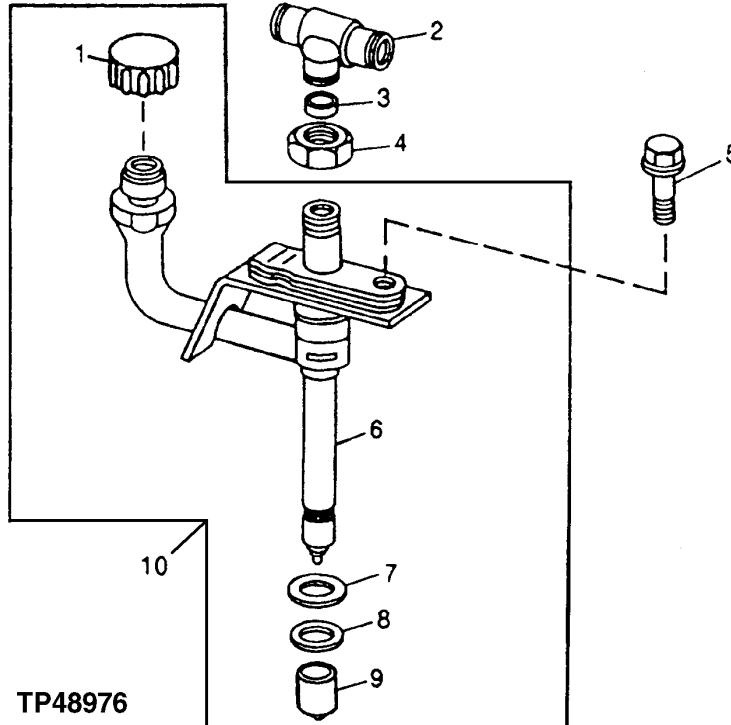
TP53343

EXHAUST MANIFOLD
CODE 2801, 2802, 2803, 2804, 2805, 2806, 2807, 2820, 2822, AND 2826 EXHAUST MANIFOLD

KEY	PART NO.	PART NAME	QTY	ENGINE SERIAL NO.	REMARKS
1	R90658	GASKET	4		
2	19M7810	SCREW	8	M10 X 80, (CODE 2801, 2802, 2803, 2805)	
	19M7944	SCREW	2	M10 X 120, (CODE 2820)	
	19M7812	SCREW	1	M10 X 100, (CODE 2820)	
	19M7786	SCREW	3	M10 X 30, (CODE 2820)	
	19M7836	SCREW	2	M10 X 110, (CODE 2820)	
	24M7106	WASHER	3	10 X 18 X 2.500 MM, (CODE 2820)	
	19M7786	SCREW	8	M10 X 30, (CODE 2822)	
3	R121669	EXHAUST MANIFOLD	1	(CODE 2807)	
4	R122497	EXHAUST MANIFOLD	1	(CODE 2806)	
5	R132373	EXHAUST MANIFOLD	1	(CODE 2803) (SUB FOR R122816 AND R131257)	
6	R132260	EXHAUST MANIFOLD	1	(CODE 2801,2826) (SUB FOR R123170)	
7	R132261	EXHAUST MANIFOLD	1	(CODE 2802) (SUB FOR R121657)	
8	R132470	EXHAUST MANIFOLD	1	(CODE 2805) (SUB FOR R122804)	
9	R132509	EXHAUST MANIFOLD	1	(CODE 2804) (SUB FOR R121662)	
10	R133148	EXHAUST MANIFOLD	1	(CODE 2822)	

MEMORANDA

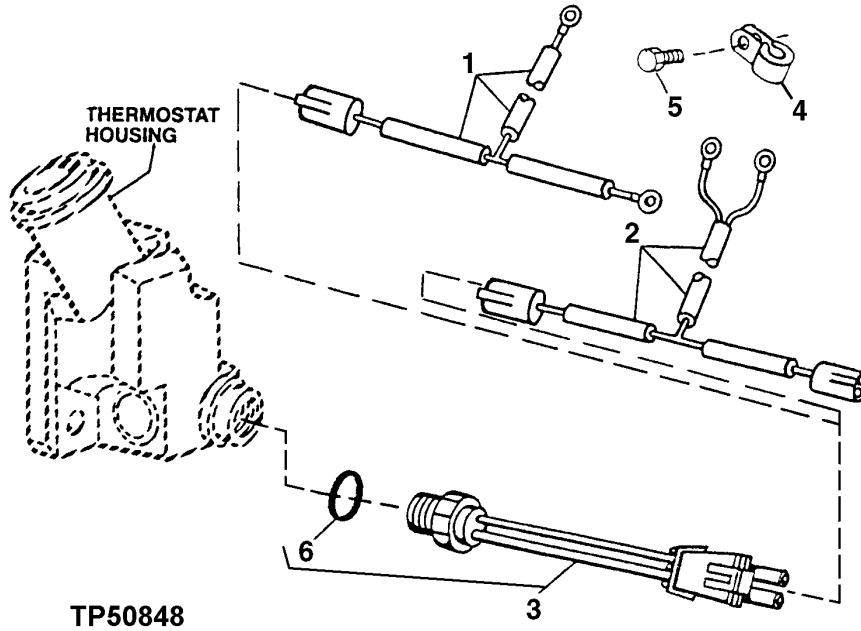
FUEL INJECTION NOZZLE
TP48976 -UN-26OCT96



KEY	PART NO.	PART NAME	QTY	ENGINE SERIAL NO.	REMARKS
1	CAP	1		
2	R71963	TEE FITTING	1		
3	R79605	WASHER	1		
4	R79604	TUBE NUT	1		
5	R116366	SCREW	1		
6	NOZZLE	1		
7	R92352	PACKING	1		
8	R48000	WASHER	1		(USE WITH OVERSIZE NOZZLE BORE) (NOT INCLUDED WITH RE48786 OR RE60062)
9	R500390 T24472	WASHER PLUG	1 1		(USE WITH STANDARD NOZZLE BORE)
10	RE48786 RE60062	INJECTION NOZZLE INJECTION NOZZLE	1 1		(WITH TURBOCHARGER) (WITHOUT TURBOCHARGER)

MEMORANDA

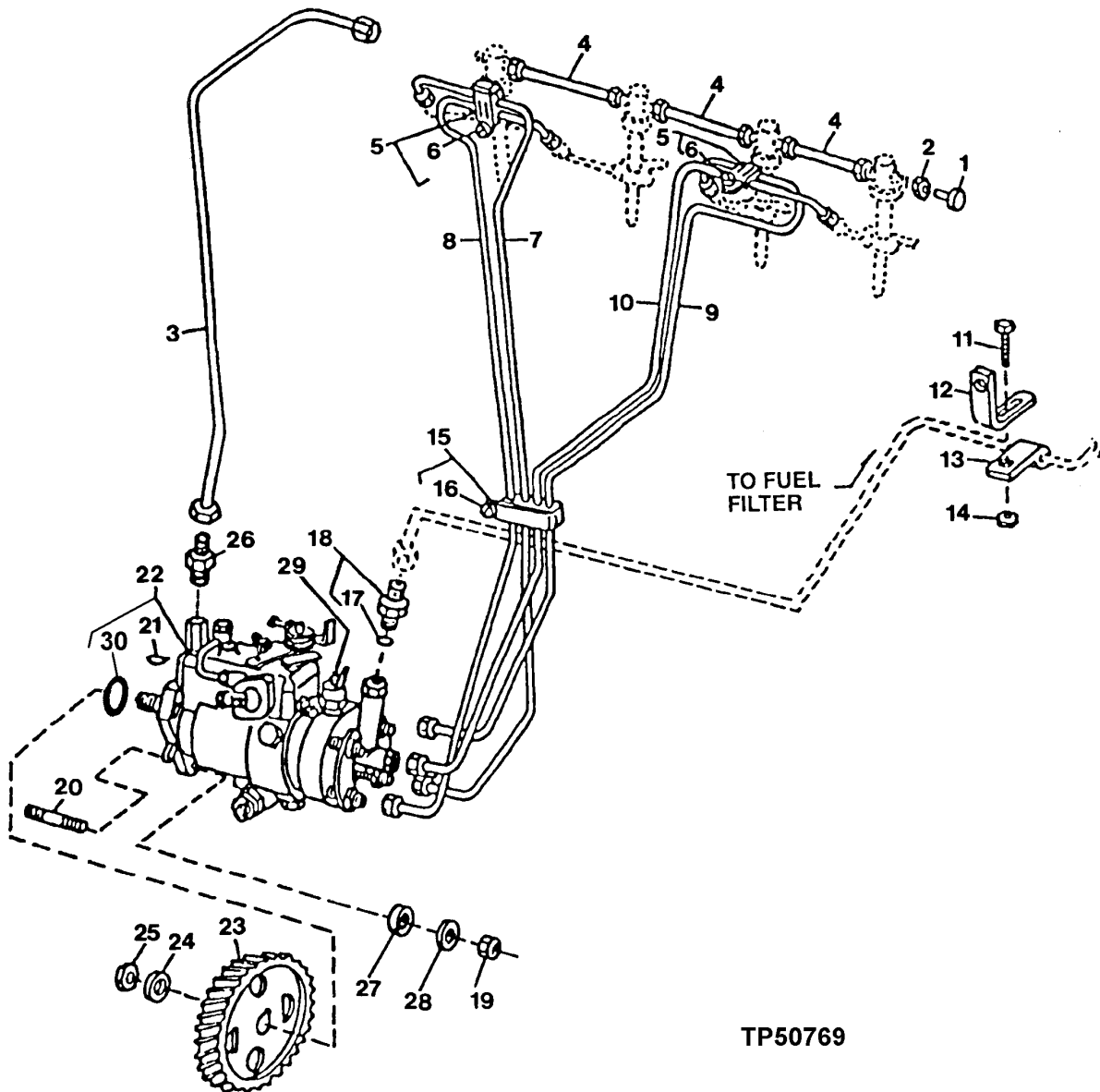
FUEL INJECTION PUMP SOLENOID SHUT OFF WIRE HARNESS
 TP50848 -UN-03JUN98



TP50848

KEY	PART NO.	PART NAME	QTY	ENGINE SERIAL NO.	REMARKS
1	RE66559	WIRING HARNESS	1	(LUCAS)	
2	RE66560	WIRING HARNESS	1	(STANADYNE)	
3	RE503242	SENSOR WIRING HARNESS	1	(STANADYNE) (SUB FOR RE66214)	
	RE503243	SENSOR WIRING HARNESS	1	(LUCAS) (SUB FOR RE66215)	
4	T74410	CLAMP	1		
5	19M7783	SCREW	1	M10 X 16	
6	51M7041	O-RING	1	11.300 X 2.200 MM	

FUEL INJECTION SYSTEM (ESN -707058)
 (LUCAS) (WITH TURBOCHARGER)
 CODE 1605,1606,1676 12-VOLT
 CODE 1675,1683 24-VOLT
 TP50769 -UN-12MAR98

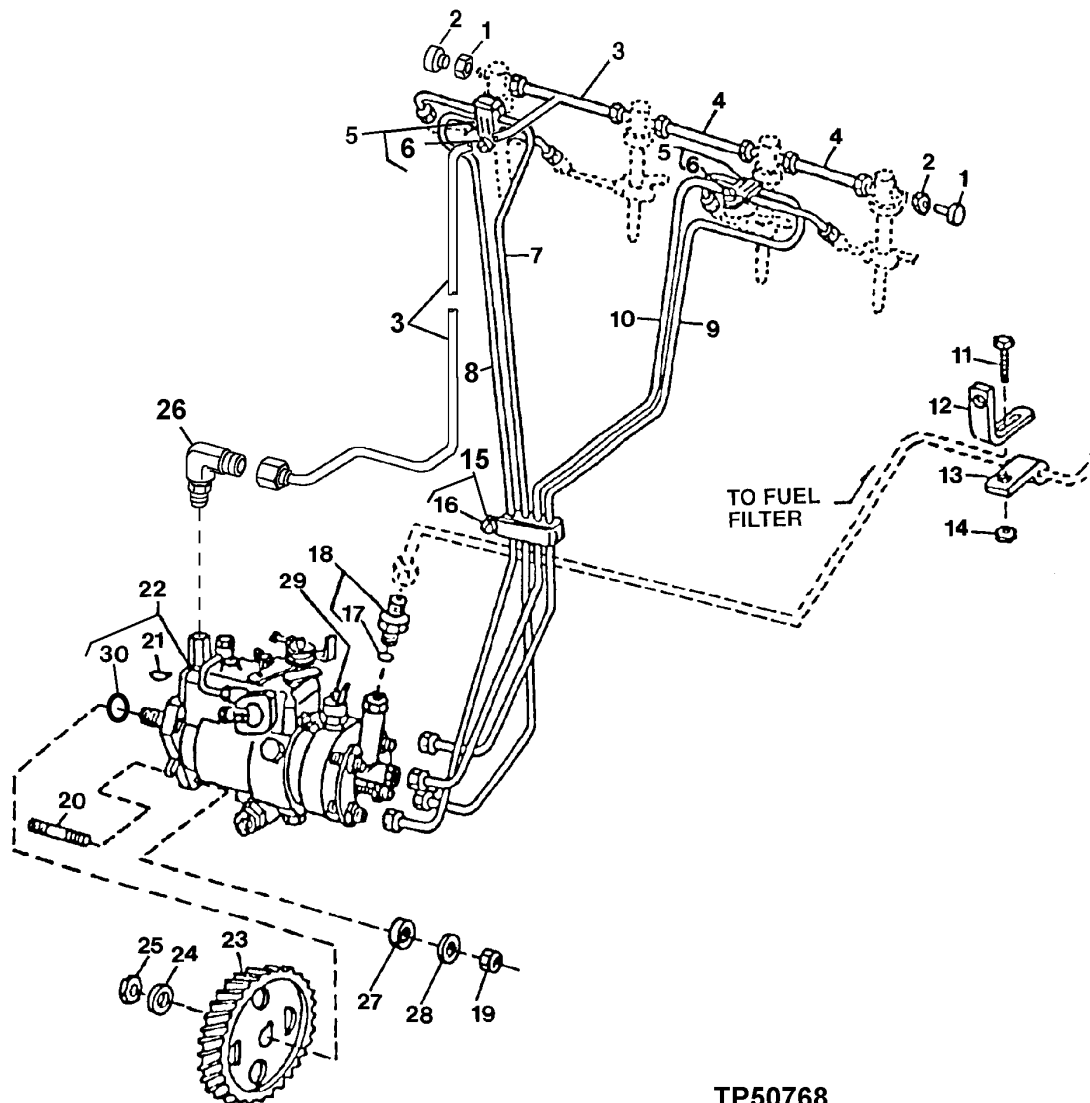


**FUEL INJECTION SYSTEM (ESN -707058)
(LUCAS) (WITH TURBOCHARGER)
CODE 1605,1606,1676 12-VOLT
CODE 1675,1683 24-VOLT**

KEY	PART NO.	PART NAME	QTY	ENGINE SERIAL NO.	REMARKS
1	AR85519	PLUG	1		
2	R123593	NUT	1		(SUB FOR R51937, THIS APPLICATION)
3	RE60012	LINE	1		
4	RE68748	TUBE	3		
5	RE19797	CLAMP	2		
6	19M7300	CAP SCREW	2	M6 X 10	
7	RE60042	FUEL LINE	1	NO. 1	
8	RE60043	FUEL LINE	1	NO. 2	
9	RE60044	FUEL LINE	1	NO. 3	
10	RE60045	FUEL LINE	1	NO. 4	
11	19M7865	SCREW	1	M8 X 16, NO. 2	
12	R116116	BRACKET	1		
13	T14050	CLAMP	1		
14	14M7298	FLANGE NUT	1	M8	
15	RE19799	CLAMP	1		
16	19M7300	CAP SCREW	1	M6 X 10	
17	51M7040	O-RING	1	9.300 X 2.200 MM (0.366" X 0.087")	
18	RE60029	FITTING	1		
19	14M7273	NUT	3	M8	
20	R116386	STUD	3	(CODE 3601,3602)	
21	26H10	SHAFT KEY	1	3.962 X 15.875 MM (5/32" X 5/8")	
22	RE61668	FUEL INJECTION PUMP	1	(A) (CODE 1605) 12 VOLT LUCAS DP201, 7°-10° GOVERNOR	
	RE60091	FUEL INJECTION PUMP	1	(A) (CODE 1675) 24 VOLT LUCAS DP201, 7°-10° GOVERNOR	
	FUEL INJECTION PUMP	1	(A) (CODE 1676) 12 VOLT LUCAS DP201 7°-10° GOVERNOR (RE60093 NO LONGER AVAILABLE) (SUB RE61668)	
	RE64133	FUEL INJECTION PUMP	1	(A) (CODE 1606) 12-VOLT LUCAS DP203	
	RE60124	FUEL INJECTION PUMP	1	(A) (CODE 1683) 24 VOLT LUCAS DP203	
23	R132267	GEAR	1	(60 TEETH)	
24	R132874	WASHER	1	(SUB FOR R48600)	
25	R91360	NUT	1	M14	
26	RE60028	FITTING	1		
27	T27860	WASHER	3	8.738 X 17.475 X 1.651 MM	
28	12M7065	LOCK WASHER	3	8.100 MM	
29	RE54064	SOLENOID	1	(12 VOLT)	
	RE31856	SWITCH	1	(24 VOLT)	
30	R128799	O-RING	1		

(A) SEE YOUR AUTHORIZED PUMP REPAIR STATION FOR INTERNAL PARTS

FUEL INJECTION SYSTEM (ESN 707059-)
 (CODE 1602,1605,1606,1610,1692 12-VOLT LUCAS)
 (CODE 1675,1683,160C 24-VOLT LUCAS)
 TP50768 -UN-13MAR98



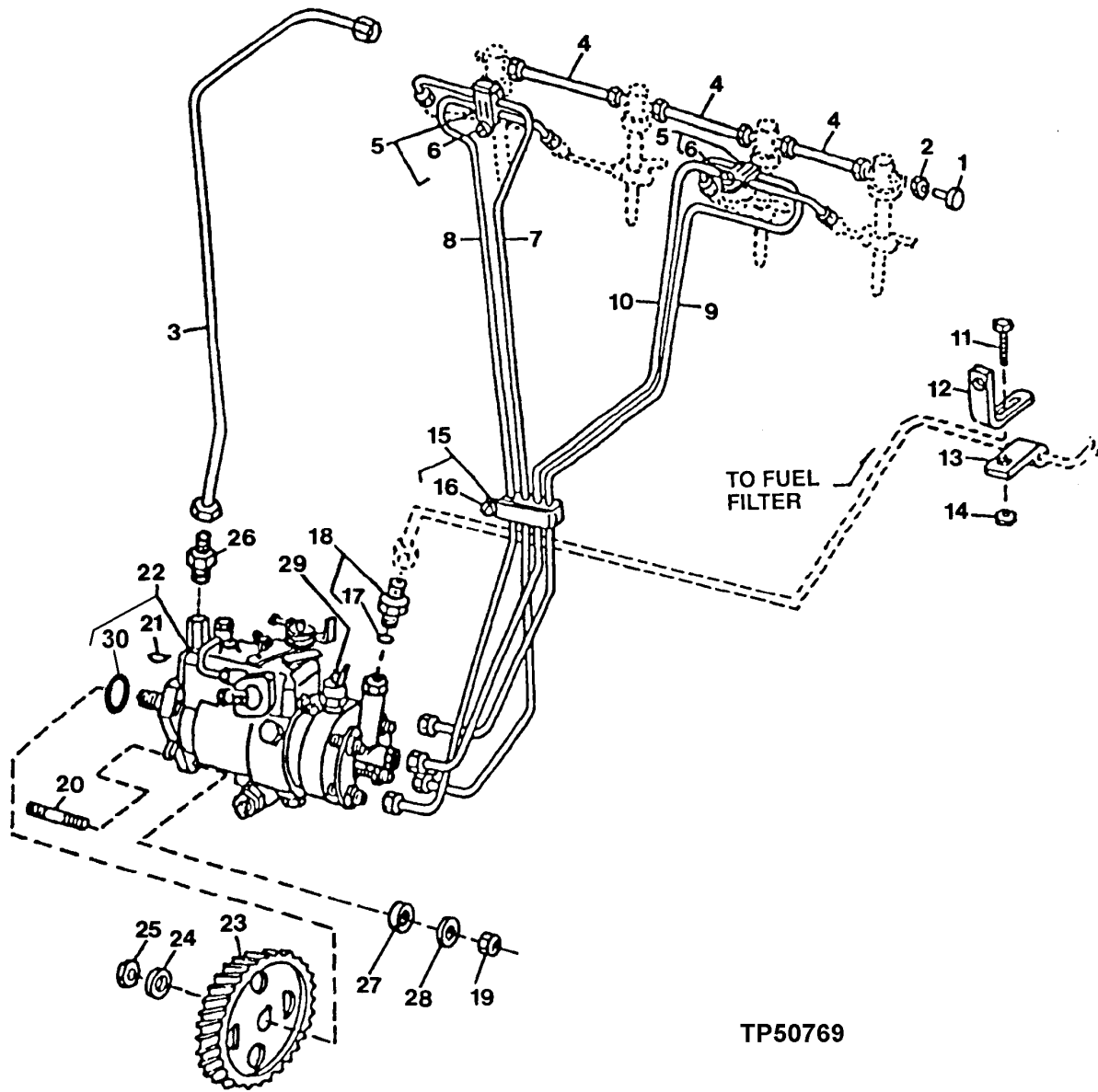
TP50768

FUEL INJECTION SYSTEM (ESN 707059-)
(CODE 1602,1605,1606,1610,1692 12-VOLT LUCAS)
(CODE 1675,1683,160C 24-VOLT LUCAS)

KEY	PART NO.	PART NAME	QTY	ENGINE SERIAL NO.	REMARKS
1	AR85519	PLUG	2		
2	R123593	NUT	2		
3	RE68899	LINE	1		LEAK-OFF
4	RE68748	TUBE	2		
5	RE19797	CLAMP	2		
6	19M7300	CAP SCREW	2		M6 X 10
7	RE60042	FUEL LINE	1		NO. 1
8	RE60043	FUEL LINE	1		NO. 2
9	RE60044	FUEL LINE	1		NO. 3
10	RE60045	FUEL LINE	1		NO. 4
11	19M7865	SCREW	1		M8 X 16, NO. 2
12	R116116	BRACKET	1		
13	T14050	CLAMP	1		
14	14M7298	FLANGE NUT	1		M8
15	RE19799	CLAMP	1		
16	19M7300	CAP SCREW	1		M6 X 10
17	51M7040	O-RING	1		9.300 X 2.200 MM (0.366" X 0.087")
18	RE60029	FITTING	1		
19	14M7273	NUT	3		M8
20	R116386	STUD	3		(CODE 3601,3602)
21	26H10	SHAFT KEY	1		3.962 X 15.875 MM (5/32" X 5/8")
22	RE61668	FUEL INJECTION PUMP	1	-735231	(A) (CODE 1605) 12 VOLT LUCAS DP201, 7°-10° GOVERNOR
	RE60091	FUEL INJECTION PUMP	1	-752627	(A) (CODE 1675) 24 VOLT LUCAS DP201, 7°-10° GOVERNOR
	RE64133	FUEL INJECTION PUMP	1		(A) (CODE 1606) 12-VOLT LUCAS DP203
	RE60124	FUEL INJECTION PUMP	1		(A) (CODE 1683) 24-VOLT LUCAS DP203
	RE500881	FUEL INJECTION PUMP	1	-781613	(A) (CODE 1692) 12 VOLT LUCAS DP201
	RE68826	FUEL INJECTION PUMP	1		(A) (CODE 1610) 12-VOLT LUCAS DP203
	RE69588	FUEL INJECTION PUMP	1		(A) (CODE 160C) 24-VOLT LUCAS DP203
	RE59809	FUEL INJECTION PUMP	1	707036-734814	(A) (CODE 1602) 12-VOLT LUCAS DP201
23	R132267	GEAR	1		(60 TEETH)
24	R132874	WASHER	1		
25	R91360	NUT	1		M14
26	RE502173	FITTING	2		(SUB FOR RE60185) (TWO USED, ONLY ONE SHOWN)
27	T27860	WASHER	3		8.738 X 17.475 X 1.651 MM
28	12M7065	LOCK WASHER	3		8.100 MM
29	RE54064	SOLENOID	1		(12 VOLT)
	RE31856	SWITCH	1		(24 VOLT)
30	R128799	O-RING	1		

(A) SEE YOUR AUTHORIZED PUMP REPAIR STATION FOR INTERNAL PARTS

FUEL INJECTION SYSTEM (ESN -707035)
 (12 VOLT LUCAS) (WITHOUT TURBOCHARGER)
 CODE 1602, 1672 - 7°-10° GOVERNOR
 TP50769 -UN-12MAR98

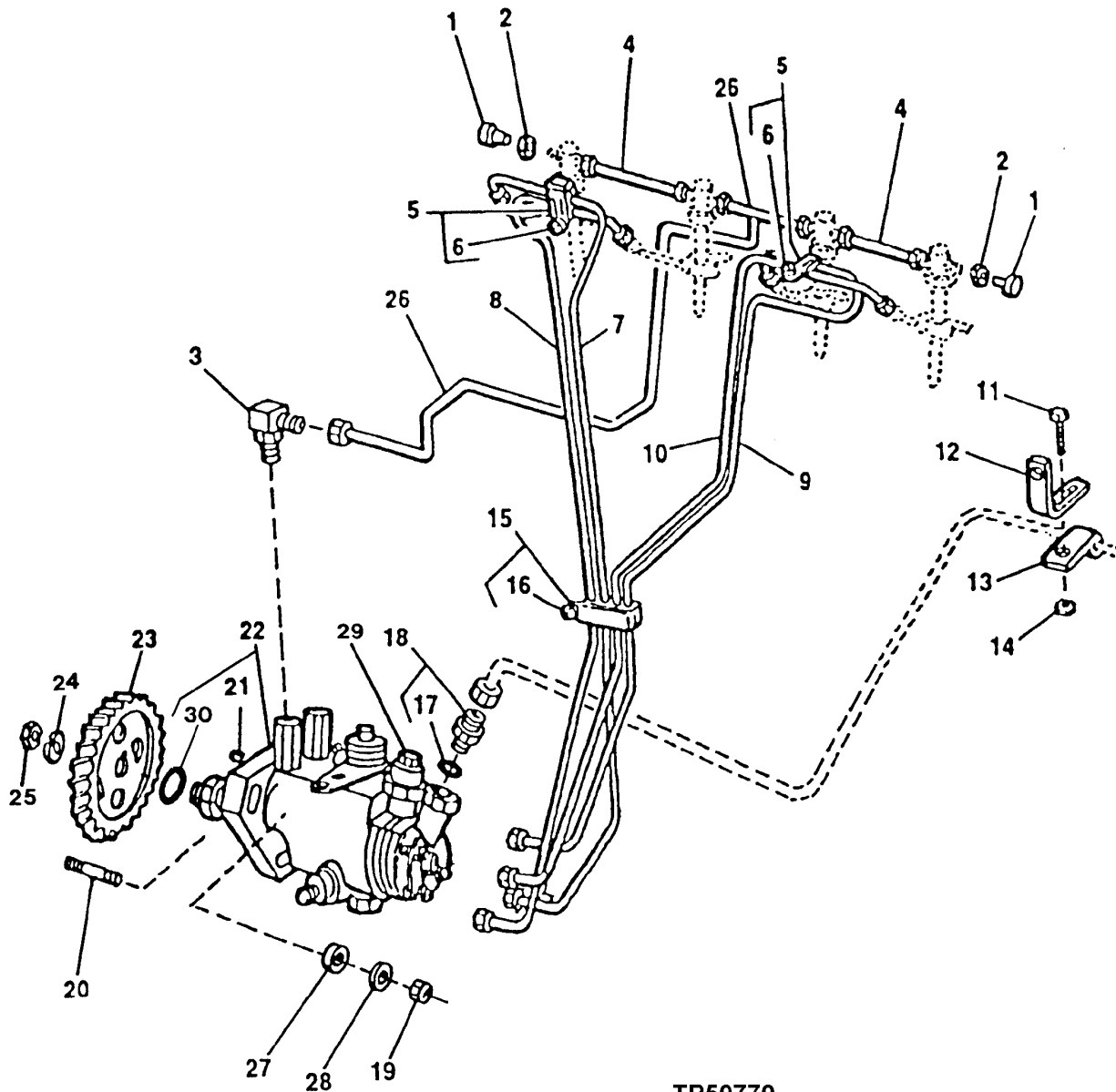


**FUEL INJECTION SYSTEM (ESN -707035)
(12 VOLT LUCAS) (WITHOUT TURBOCHARGER)
CODE 1602, 1672 - 7°-10° GOVERNOR**

KEY	PART NO.	PART NAME	QTY	ENGINE SERIAL NO.	REMARKS
1	AR85519	PLUG	1		
2	R123593	NUT	1		(SUB FOR R51937, THIS APPLICATION)
3	RE60012	LINE	1		
4	RE68748	TUBE	3		
5	RE19797	CLAMP	2		
6	19M7300	CAP SCREW	2	M6 X 10	
7	RE60042	FUEL LINE	1	NO. 1	
8	RE60043	FUEL LINE	1	NO. 2	
9	RE60044	FUEL LINE	1	NO. 3	
10	RE60045	FUEL LINE	1	NO. 4	
11	19M7865	SCREW	1	M8 X 16, NO. 2	
12	R116116	BRACKET	1		
13	T14050	CLAMP	1		
14	14M7298	FLANGE NUT	1	M8	
15	RE19799	CLAMP	1		
16	19M7300	CAP SCREW	1	M6 X 10	
17	51M7040	O-RING	1	9.300 X 2.200 MM (0.366" X 0.087")	
18	RE60029	FITTING	1		
19	14M7273	NUT	3	M8	
20	R116386	STUD	3	(CODE 3601,3602)	
21	26H10	SHAFT KEY	1	3.962 X 15.875 MM (5/32" X 5/8")	
22	RE59809	FUEL INJECTION PUMP	1	(A) (CODE 1602) 12 VOLT LUCAS DP201, 7°-10° GOVERNOR	
.....		FUEL INJECTION PUMP	1	(A) (CODE 1672) 12 VOLT LUCAS DP201 7°-10° GOVERNOR (RE60083 NO LONGER AVAILABLE) (SUB RE59809)	
23	R132267	GEAR	1	(60 TEETH)	
24	R132874	WASHER	1	(SUB FOR R48600)	
25	R91360	NUT	1	M14	
26	RE60028	FITTING	1		
27	T27860	WASHER	3		
28	12M7065	LOCK WASHER	3	8.100 MM	
29	RE54064	SOLENOID	1	(12 VOLT)	
	RE31856	SWITCH	1	(24 VOLT)	
30	R128799	O-RING	1		

(A) SEE YOUR AUTHORIZED PUMP REPAIR STATION FOR INTERNAL PARTS

FUEL INJECTION SYSTEM (ESN 707059-734814)
 (LUCAS) (WITH TURBOCHARGER)
 CODE 1694 12-VOLT AND 1695 24-VOLT
 TP50770 -UN-12MAR98



TP50770

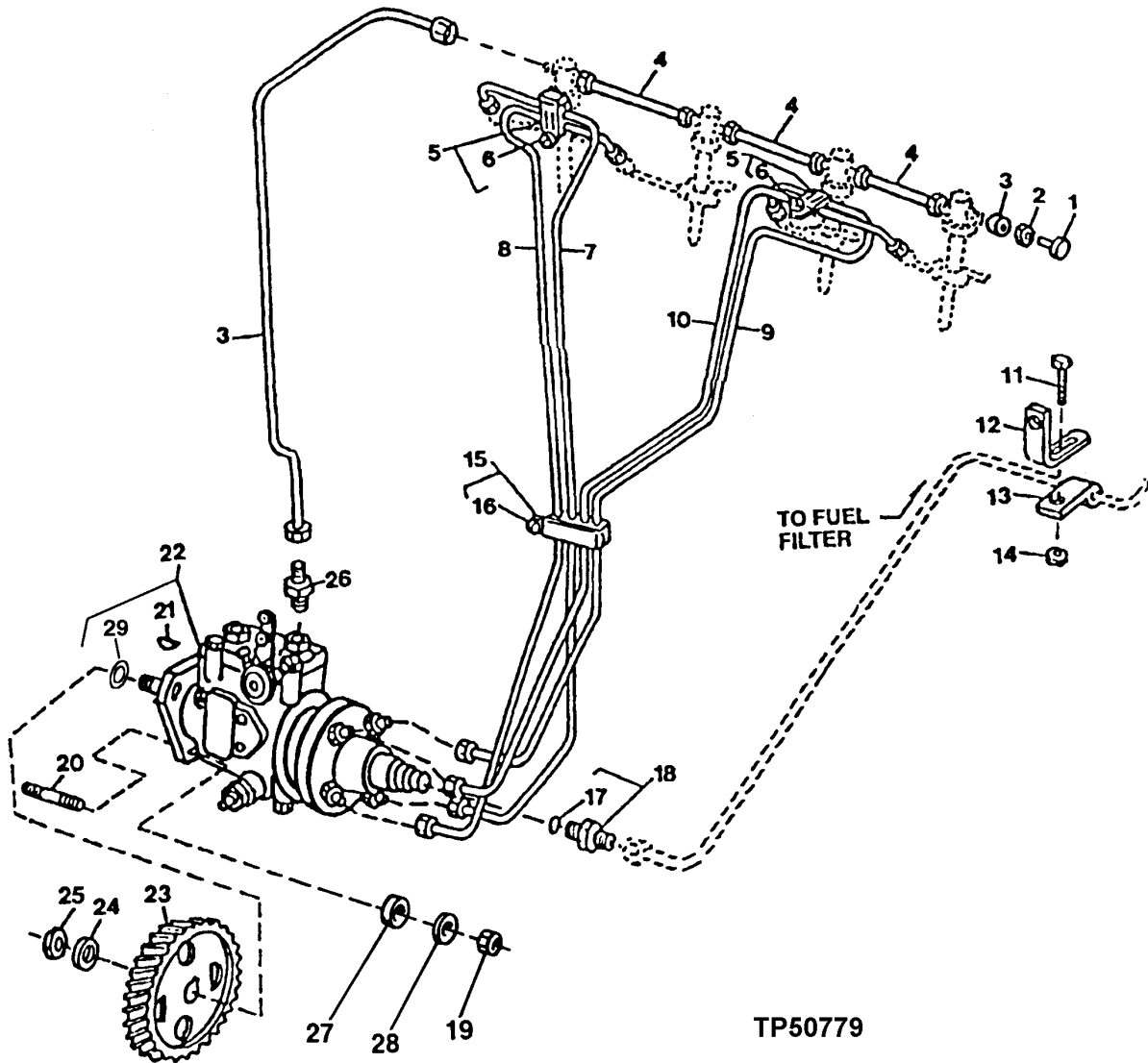
**FUEL INJECTION SYSTEM (ESN 707059-734814)
(LUCAS) (WITH TURBOCHARGER)
CODE 1694 12-VOLT AND 1695 24-VOLT**

KEY	PART NO.	PART NAME	QTY	ENGINE SERIAL NO.	REMARKS
1	AR85519	PLUG	2		
2	R123593	NUT	2		
3	RE502173	FITTING	1		(SUB FOR RE60185)
4	RE68748	TUBE	2		
5	RE19797	CLAMP	2		
6	19M7300	CAP SCREW	2		M6 X 10
7	RE60042	FUEL LINE	1		NO. 1
8	RE60043	FUEL LINE	1		NO. 2
9	RE60044	FUEL LINE	1		NO. 3
10	RE60045	FUEL LINE	1		NO. 4
11	19M7865	SCREW	1		M8 X 16, NO. 2
12	R116116	BRACKET	1		
13	T14050	CLAMP	1		
14	14M7298	FLANGE NUT	1		M8
15	RE19799	CLAMP	1		
16	19M7300	CAP SCREW	1		M6 X 10
17	51M7040	O-RING	1		
18	RE60029	FITTING	1		
19	14M7273	NUT	3		M8
20	R116386	STUD	3		(CODE 3601,3602)
21	26H10	SHAFT KEY	1		3.962 X 15.875 MM (5/32" X 5/8")
22	RE67863	FUEL INJECTION PUMP	1		(A) (CODE 1694)12-VOLT LUCAS DP201
	RE68739	FUEL INJECTION PUMP	1		(A) (CODE 1695) 24-VOLT LUCAS DP201
23	R132267	GEAR	1		(60 TEETH)
24	R132874	WASHER	1		
25	R91360	NUT	1		
26	RE68899	LINE	1		LEAK-OFF
27	T27860	WASHER	3		
28	12M7065	LOCK WASHER	3		8.100 MM
29	RE54064	SOLENOID	1		(12 VOLT)
	RE31856	SWITCH	1		(24 VOLT)
30	R128799	O-RING	1		

(A) SEE YOUR AUTHORIZED PUMP REPAIR STATION FOR INTERNAL PARTS

**FUEL INJECTION SYSTEM
 (STANADYNE)**

CODE 1601,1603,1608,1656,1671,1673 12-VOLT
 CODE 1674,1677,1682, 24-VOLT
 TP50779 -UN-12MAR98



**FUEL INJECTION SYSTEM
(STANADYNE)**

CODE 1601,1603,1608,1656,1671,1673 12-VOLT

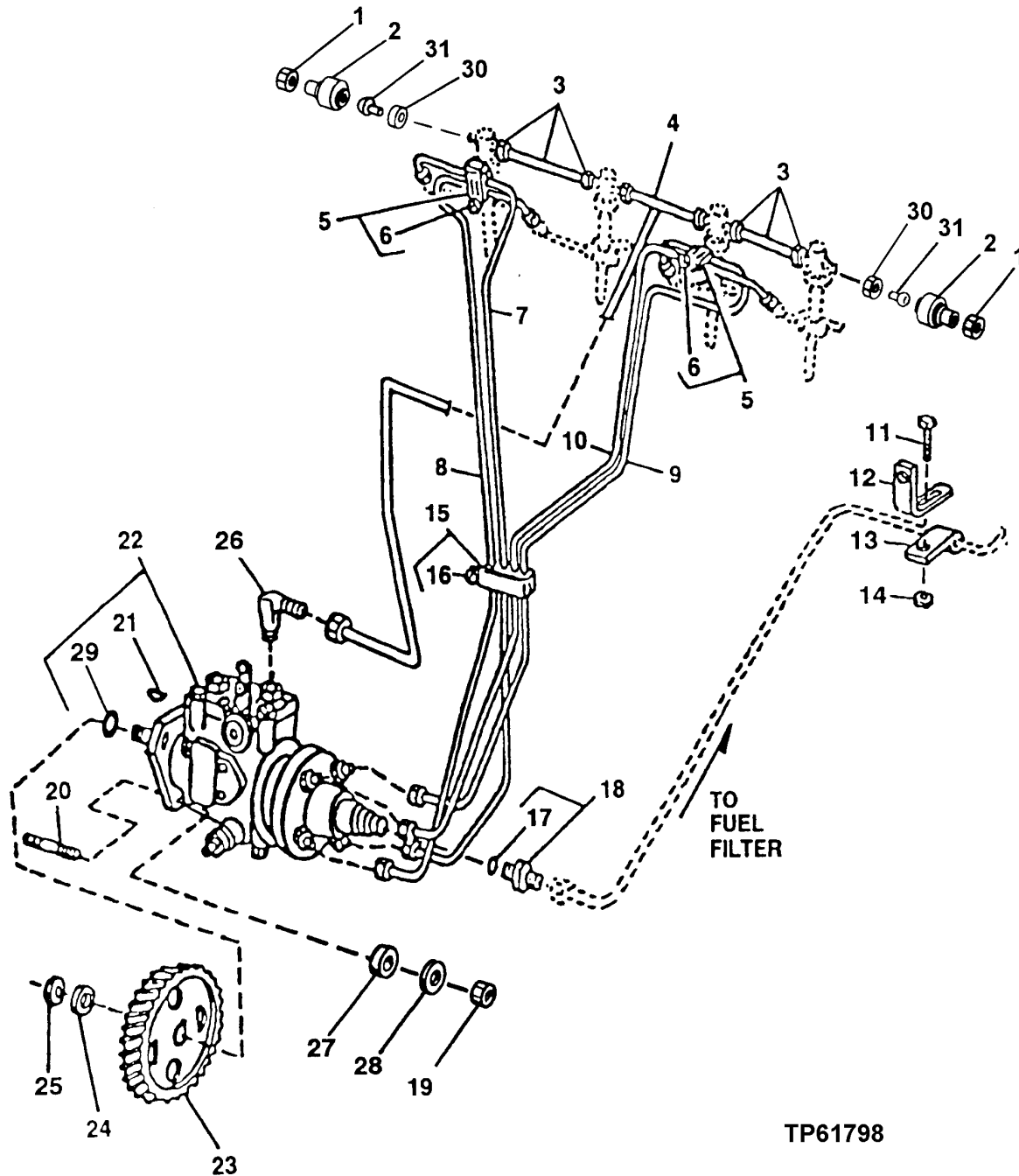
CODE 1674,1677,1682, 24-VOLT

KEY	PART NO.	PART NAME	QTY	ENGINE SERIAL NO.	REMARKS
1	AR85519	PLUG	1		
2	R123593	NUT	1		(SUB FOR R51937, THIS APPLICATION)
3	RE60027	FUEL LINE	1		
4	RE68748	TUBE	3		
5	RE19797	CLAMP	2		
6	19M7300	CAP SCREW	2	M6 X 10	
7	RE59447	FUEL LINE	1	NO. 1	
8	RE59448	FUEL LINE	1	NO. 2	
9	RE59449	FUEL LINE	1	NO. 3	
10	RE59450	FUEL LINE	1	NO. 4	
11	19M7865	SCREW	1	M8 X 16, NO. 2	
12	R116116	BRACKET	1		
13	T14050	CLAMP	1		
14	14M7298	FLANGE NUT	1	M8	
15	RE19799	CLAMP	1		
16	19M7300	CAP SCREW	1	M6 X 10	
17	51M7040	O-RING	1	9.300 X 2.200 MM (0.366" X 0.087")	
18	RE60029	FITTING	1		
19	14M7273	NUT	3	M8	
20	R116386	STUD	3	(CODE 3601,3602)	
21	26H10	SHAFT KEY	1	3.962 X 15.875 MM (5/32" X 5/8")	
22	RE63610	FUEL INJECTION PUMP	1	-717831	(A) (CODE 1656) 12 VOLT STANADYNE DB4
	RE60096	FUEL INJECTION PUMP	1	-717831	(A) (CODE 1677) 24 VOLT STANADYNE DB4
	RE67564	FUEL INJECTION PUMP	1	-717831	(A) (CODE 1608) 12 VOLT STANADYNE DB4
	RE67566	FUEL INJECTION PUMP	1	-717831	(A) (CODE 1682) 24 VOLT STANADYNE DB4
.....		FUEL INJECTION PUMP	1	-717811	(A) (CODE 1601) 12-VOLT STANADYNE DB2 (WITHOUT COLD START ADVANCE) (RE67557 NO LONGER AVAILABLE) (SUB FOR RE61649) (SUB RE502886 OR RE502711)
	RE67558	FUEL INJECTION PUMP	1	-717811	(A) (CODE 1603) 12-VOLT STANADYNE DB4, (SUB FOR RE63555)
.....		FUEL INJECTION PUMP	1	-717811	(A) (CODE 1671) 12-VOLT STANADYNE DB2 (WITHOUT COLD START ADVANCE) (RE67559 NO LONGER AVAILABLE) (SUB FOR RE60081) (SUB RE502714)
	RE67560	FUEL INJECTION PUMP	1	-717811	(A) (CODE 1673) 12-VOLT STANADYNE DB4, (SUB FOR RE60085)
	RE67561	FUEL INJECTION PUMP	1	-717811	(A) (CODE 1674) 24-VOLT STANADYNE DB4, (SUB FOR RE60089)
23	R132267	GEAR	1	(60 TEETH)	
24	R132874	WASHER	1	(SUB FOR R48600)	
25	R91360	NUT	1	M14	
26	R63604	FITTING	1	(SUB FOR RE60028, THIS APPLICATION)	
27	T27860	WASHER	3		
28	12M7065	LOCK WASHER	3	8.100 MM	
29	R502076	O-RING	1	(SUB FOR R89944)	

(A) SEE YOUR AUTHORIZED PUMP REPAIR STATION FOR INTERNAL PARTS

**FUEL INJECTION SYSTEM
(STANADYNE)**

12-VOLT: CODE 1601,1603,1605,1608,1611,1656,1663,1671,1673,1691,1692,1694,160R,16BF,16BG,16BJ,
16CE,16CL,16CM,16CV,16DL,16HK,16HJ,16HV,16LN,16LP,16LQ
24-VOLT: CODE 1674,1675,1677,1682,1695,160B,16BH
TP61798 -UN-18JUN99



TP61798

**FUEL INJECTION SYSTEM
(STANADYNE)**

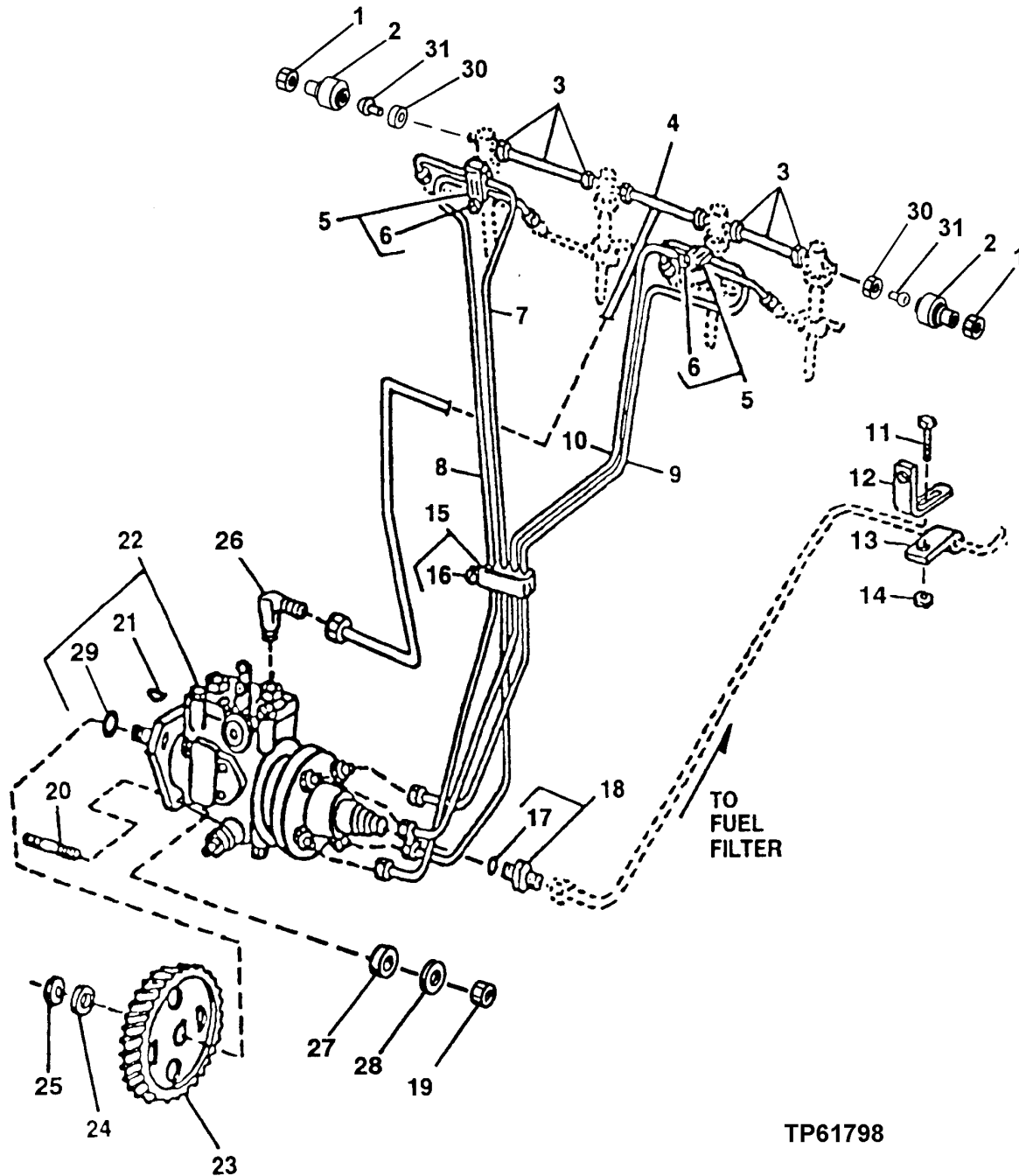
**12-VOLT: CODE 1601,1603,1605,1608,1611,1656,1663,1671,1673, 1691,1692,1694,160R,16BF,16BG,16BJ,
16CE,16CL,16CM,16CV,16DL,16HK,16HJ,16HV,16LN,16LP,16LQ
24-VOLT: CODE 1674,1675,1677,1682,1695,160B,16BH**

KEY	PART NO.	PART NAME	QTY	ENGINE SERIAL NO.	REMARKS
1	R123593	NUT	2		
2	AR85519	PLUG	2		ALL CODES, EXCEPT 1692, 16HK, 16HJ
	AR85519	PLUG	1		(CODE 1692, 16HK, 16HJ)
3	RE68748	TUBE	2		
4	RE70848	FUEL LINE	1		LEAK-OFF
5	RE19797	CLAMP	2		
6	19M7923	CAP SCREW	2		M6 X 12
7	RE59447	FUEL LINE	1		NO. 1
8	RE59448	FUEL LINE	1		NO. 2
9	RE59449	FUEL LINE	1		NO. 3
10	RE59450	FUEL LINE	1		NO. 4
11	19M7865	SCREW	1		M8 X 16, NO. 2
12	R116116	BRACKET	1		
13	T14050	CLAMP	1		
14	14M7298	FLANGE NUT	1		M8
15	RE19799	CLAMP	1		
16	19M7923	CAP SCREW	1		M6 X 12
17	51M7040	O-RING	1		9.300 X 2.200 MM (0.366" X 0.087")
18	RE60029	FITTING	1		
19	14M7273	NUT	3		M8
20	R116386	STUD	3		(CODE 3601, 3602)
21	26H10	SHAFT KEY	1		3.962 X 15.875 MM (5/32" X 5/8")
22	FUEL INJECTION PUMP	1	717812-797080	(A) (CODE 1601) 12 VOLT STANADYNE DB2 (WITHOUT TURBOCHARGER) (WITH COLD START ADVANCE) (RE67557 NO LONGER AVAILABLE) (SUB FOR RE61649) (SUB RE502711)
	FUEL INJECTION PUMP	1	717812-XXXXXX	(A) (CODE 1601) 12 VOLT STANADYNE DB2 (WITHOUT TURBOCHARGER) (WITHOUT COLD START ADVANCE) (RE67557 NO LONGER AVAILABLE) (SUB FOR RE61649) (SUB RE502886)
	RE67558	FUEL INJECTION PUMP	1	717812-	(A) (CODE 1603, 16LN) 12 VOLT STANADYNE DB4 (WITHOUT TURBOCHARGER) (SUB FOR RE63555)
	RE69781	FUEL INJECTION PUMP	1	735232-	(A) (CODE 1605) 12 VOLT STANADYNE DB4 (WITH TURBOCHARGER)
	RE67564	FUEL INJECTION PUMP	1	717832-	(A) (CODE 1608, 16LQ)12 VOLT STANADYNE DB4 (WITH TURBOCHARGER)
	RE60237	FUEL INJECTION PUMP	1	717832-	(A) (CODE 1611) 12 VOLT STANADYNE DB4 (WITH TURBOCHARGER)
	RE67562	FUEL INJECTION PUMP	1	717832-	(A) (CODE 1656, 16LP)12VOLT STANADYNE DB4 (WITH TURBOCHARGER) (SUB FOR RE63610)
	RE500949	FUEL INJECTION PUMP	1		(A) (CODE 1663, 16HK) 12 VOLT STANADYNE DB2 (WITHOUT TURBOCHARGER) (WITHOUT COLD START ADVANCE) (SUB FOR RE71089)
	FUEL INJECTION PUMP	1	717812-XXXXXX	(A) (CODE 1671) 12 VOLT STANADYNE DB2 (WITHOUT TURBOCHARGER) (RE67559 NO LONGER AVAILABLE) (SUB FOR RE60081)
	RE502714	FUEL INJECTION PUMP	1	XXXXXX-	(A) (CODE 1671) 12 VOLT STANADYNE DB2 (WITHOUT TURBOCHARGER)
	RE67560	FUEL INJECTION PUMP	1	717812-	(A) (CODE 1673) 12 VOLT STANADYNE DB4 (WITHOUT TURBOCHARGER) (SUB FOR RE60085)
	RE67561	FUEL INJECTION PUMP	1	717812-	(A) (CODE 1674) 24 VOLT STANADYNE DB4 (WITHOUT TURBOCHARGER) (SUB FOR RE60089)
	RE69782	FUEL INJECTION PUMP	1	752628-	(A) (CODE 1675) 24 VOLT STANADYNE DB4 (WITH TURBOCHARGER)
	RE67563	FUEL INJECTION PUMP	1	717832-	(A) (CODE 1677) 24 VOLT STANADYNE DB4 (WITH TURBOCHARGER) (SUB FOR RE60096)
	RE67566	FUEL INJECTION PUMP	1	717832-	(A) (CODE 1682) 24 VOLT STANADYNE DB4 (WITH TURBOCHARGER)
	RE500948	FUEL INJECTION PUMP	1		(A) (CODE 1691, 16HJ) 12 VOLT STANADYNE DB2 (WITHOUT TURBOCHARGER) (WITHOUT COLD START ADVANCE) (SUB FOR RE500831)
	RE502416	FUEL INJECTION PUMP	1	781613-	(A) (CODE 1692) 12 VOLT STANADYNE DB4 (WITH TURBOCHARGER)

THIS PARTS LISTING IS CONTINUED

**FUEL INJECTION SYSTEM
(STANADYNE)**

12-VOLT: CODE 1601,1603,1605,1608,1611,1656,1663,1671,1673,M, 1691,1692,1694,160R,16BF,16BG,16BJ,
16CE,16CL,16CM,16CV,16DL,16GB,16HJ,16HK,16HV
24-VOLT: CODE 1674,1675,1677,1682,1695,160B,16BH
TP61798 -UN-18JUN99



TP61798

**FUEL INJECTION SYSTEM
(STANADYNE)**

12-VOLT: CODE 1601,1603,1605,1608,1611,1656,1663,1671,1673, 1691,1692,1694,160R,16BF,16BG,16BJ,

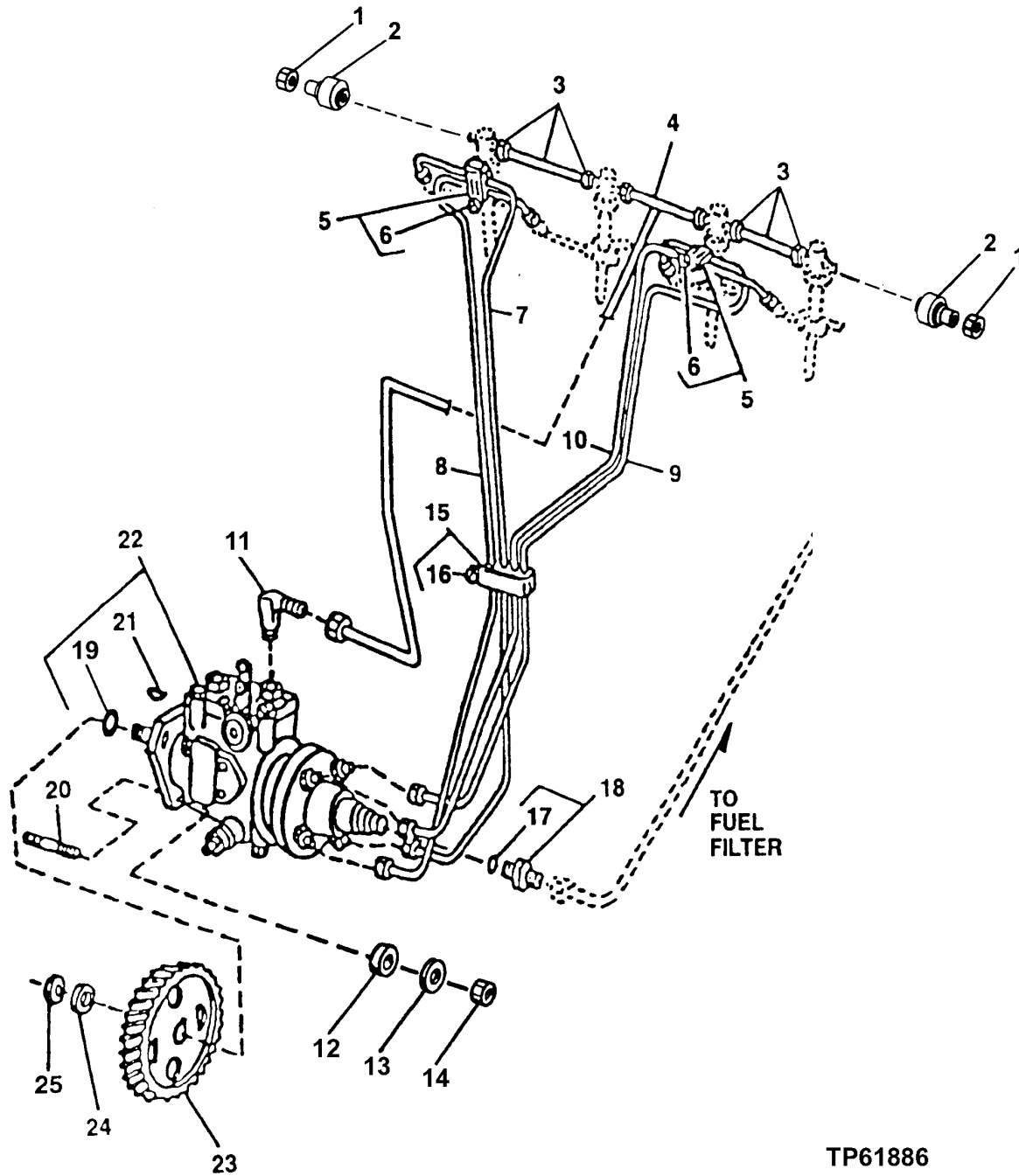
16CE,16CL,16CM,16CV,16DL,16GB,16HJ,16HK,16HV

24-VOLT: CODE 1674,1675,1677,1682,1695,160B,16BH

KEY	PART NO.	PART NAME	QTY	ENGINE SERIAL NO.	REMARKS
22	RE69779	FUEL INJECTION PUMP	1	734815-	(A) (CODE 1694) 12 VOLT STANADYNE DB4 (WITH TURBOCHARGER) (WITH COLD START ADVANCE)
	RE69780	FUEL INJECTION PUMP	1	734815-	(A) (CODE 1695) 24 VOLT STANADYNE DB4 (WITH TURBOCHARGER)
	RE68827	FUEL INJECTION PUMP	1	717832-	(A) (CODE 160B) 24 VOLT STANADYNE DB4 (WITH TURBOCHARGER)
	RE70941	FUEL INJECTION PUMP	1		(A) (CODE 160R) 12 VOLT STANADYNE DB4 (WITH TURBOCHARGER)
	RE500848	FUEL INJECTION PUMP	1	742964-	(A) (CODE 16BF) 12 VOLT STANADYNE DB4 (WITH TURBOCHARGER)
	FUEL INJECTION PUMP	1	734815-799778	(A) (CODE 16BG) 12 VOLT STANADYNE DB2 (WITHOUT TURBOCHARGER) (WITHOUT COLD START ADVANCE) (RE69778 NO LONGER AVAILABLE) (SUB RE502712, MAY ALSO REQUIRE WIRING HARNESS, TEMPERATURE SWITCH, AND THERMOSTAT COVER FOR COLD CLIMATE APPLICATION)
	RE502712	FUEL INJECTION PUMP	1	799779-	(A) (CODE 16BG) 12 VOLT STANADYNE DB2 (WITHOUT TURBOCHARGER) (WITH COLD START ADVANCE)
	FUEL INJECTION PUMP	1	734815-XXXXXX	(A) (CODE 16BH) 24 VOLT STANADYNE DB2 (WITHOUT TURBOCHARGER) (WITHOUT COLD START ADVANCE) (RE500873 NO LONGER AVAILABLE) (SUB RE502715, MAY ALSO REQUIRE WIRING HARNESS, TEMPERATURE SWITCH, AND THERMOSTAT COVER FOR COLD CLIMATE APPLICATION)
	RE502715	FUEL INJECTION PUMP	1	XXXXXX-	(A) (CODE 16BH) 24 VOLT STANADYNE DB2 (WITHOUT TURBOCHARGER) (WITH COLD START ADVANCE)
	RE500589	FUEL INJECTION PUMP	1		(A) (CODE 16BJ) 12 VOLT STANADYNE DB2 (WITHOUT TURBOCHARGER)
	RE501180	FUEL INJECTION PUMP	1		(A) (CODE 16CE) 12 VOLT STANADYNE DB4 (WITHOUT TURBOCHARGER)
	FUEL INJECTION PUMP	1	-798422	(A) (CODE 16CL) 12 VOLT STANADYNE DB4 (WITHOUT TURBOCHARGER) (WITHOUT COLD START ADVANCE) (RE501364 NO LONGER AVAILABLE) (SUB RE502713, MAY ALSO REQUIRE WIRING HARNESS, TEMPERATURE SWITCH, AND THERMOSTAT COVER FOR COLD CLIMATE APPLICATION)
	RE502713	FUEL INJECTION PUMP	1	798423-	(A) (CODE 16CL) 12 VOLT STANADYNE DB4 (WITHOUT TURBOCHARGER) (WITH COLD START ADVANCE)
	RE501365	FUEL INJECTION PUMP	1		(A) (CODE 16CM) 12 VOLT STANADYNE DB4 (WITH TURBOCHARGER)
	RE501346	FUEL INJECTION PUMP	1		(A) (CODE 16CV) 12 VOLT STANADYNE DB4 (WITH TURBOCHARGER)
	RE70452	FUEL INJECTION PUMP	1		(A) (CODE 16DL) 12 VOLT STANADYNE DB2 (WITHOUT TURBOCHARGER)
	RE502711	FUEL INJECTION PUMP	1	797081-	(A) (CODE 16GB) 12 VOLT STANADYNE DB2 (WITHOUT TURBOCHARGER) (WITH COLD START ADVANCE)
	RE502886	FUEL INJECTION PUMP	1	XXXXXX-	(A) (CODE 16GC) 12 VOLT STANADYNE DB2 (WITHOUT TURBOCHARGER)
	RE503258	FUEL INJECTION PUMP	1		(A) (CODE 16HV)(DIRECT DRIVE AIR COMPRESSOR) 12 VOLT STANADYNE DB2
23	R132267	GEAR	1		(60 TEETH)
24	R132874	WASHER	1		
25	R91360	NUT	1		M14
26	R67364	ELBOW FITTING	1		
27	12M7065	LOCK WASHER	3		8.100 MM
28	T27860	WASHER	3		8.738 X 17.475 X 1.651 MM
29	R502076	O-RING	1		DB4, (SUB FOR R89944)
	T16318	O-RING	1		DB2
30	R51936	PACKING	1		(CODE 1692, 16HK, 16HJ)
31	16M2605	RIVET	1		(CODE 1692, 16HK, 16HJ)

(A) SEE YOUR AUTHORIZED PUMP REPAIR STATION FOR INTERNAL PARTS

**FUEL INJECTION SYSTEM
 (STANADYNE)
 12-VOLT:(CODE 16GL,16LM,16KE)
 TP61886 -UN-18JUN99**



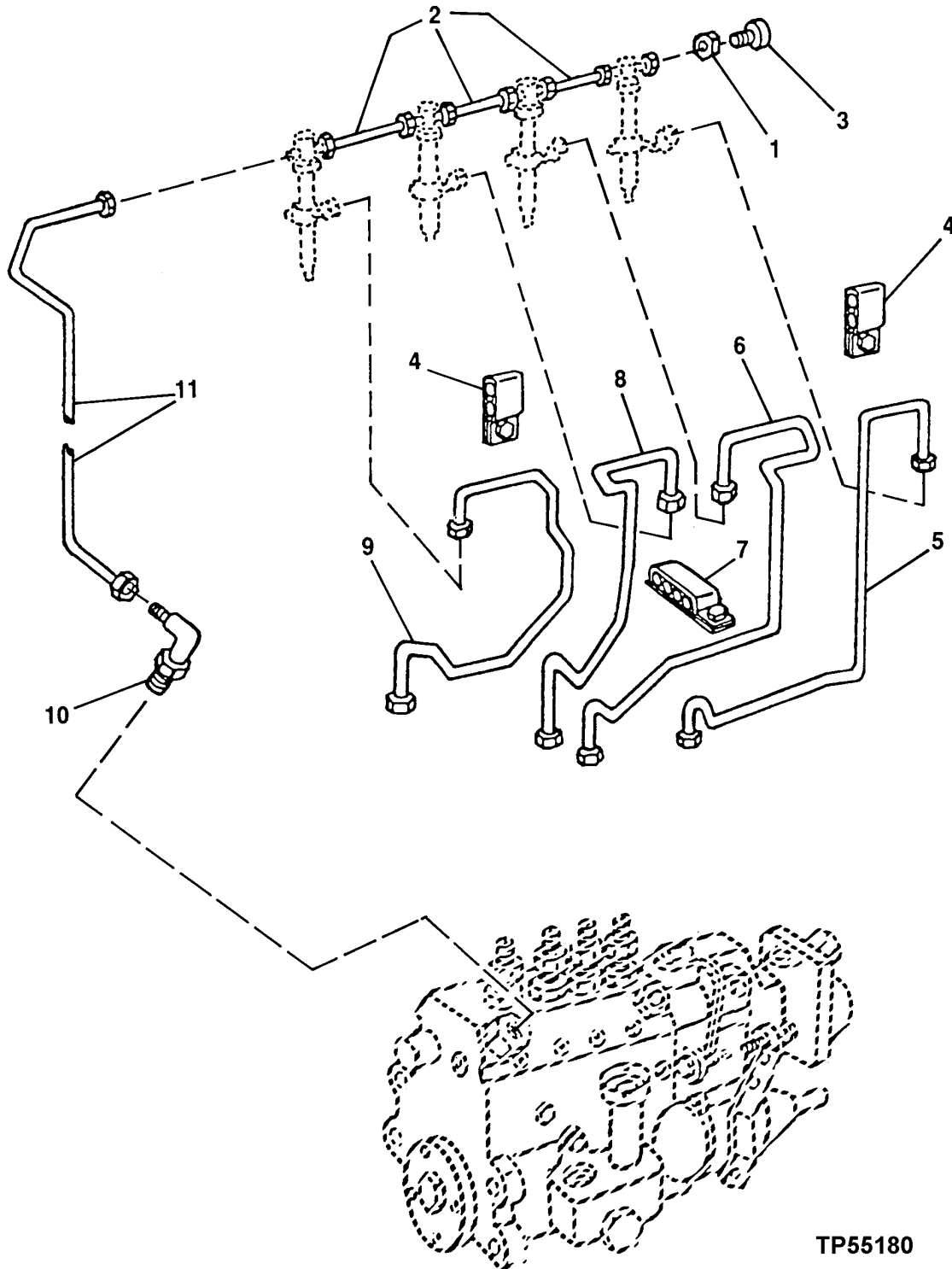
TP61886

**FUEL INJECTION SYSTEM
(STANADYNE)
12-VOLT:(CODE 16GL,16LM,16KE)**

KEY	PART NO.	PART NAME	QTY	ENGINE SERIAL NO.	REMARKS
1	R123593	NUT	2		
2	AR85519	PLUG	2		
3	RE68748	TUBE	2		
4	RE70848	FUEL LINE	1		LEAK-OFF
5	RE19797	CLAMP	2		
6	19M7923	CAP SCREW	2		M6 X 12
7	RE59447	FUEL LINE	1		NO. 1
8	RE59448	FUEL LINE	1		NO. 2
9	RE59449	FUEL LINE	1		NO. 3
10	RE59450	FUEL LINE	1		NO. 4
11	R67364	ELBOW FITTING	1		NO. 2
12	12M7065	LOCK WASHER	3		8.100 MM
13	T27860	WASHER	3		
14	14M7273	NUT	3		M8
15	RE19799	CLAMP	1		
16	19M7923	CAP SCREW	1		M6 X 12
17	51M7040	O-RING	1		9.300 X 2.200 MM (0.366" X 0.087")
18	RE60029	FITTING	1		
19	R502076	O-RING	1		
	T16318	O-RING	1		(CODE 16KE)
20	R116386	STUD	3		
21	26H10	SHAFT KEY	1		3.962 X 15.875 MM (5/32" X 5/8")
22	RE502706	FUEL INJECTION PUMP	1		(A) (CODE 16GL) 12 VOLT STANADYNE DB4
	RE502711	FUEL INJECTION PUMP	1		(A) (CODE 16LM) 12VOLT STANADYNE DB2
	RE503560	FUEL INJECTION PUMP	1		(A) (CODE 16KE) 12VOLT STANADYNE DB2
23	R132267	GEAR	1		(60 TEETH)
24	R132874	WASHER	1		
25	R91360	NUT	1		M14

FUEL INJECTION SYSTEM
CODE 1667 12-VOLT NIPPONDONSO

TP55180 -UN-12AUG97

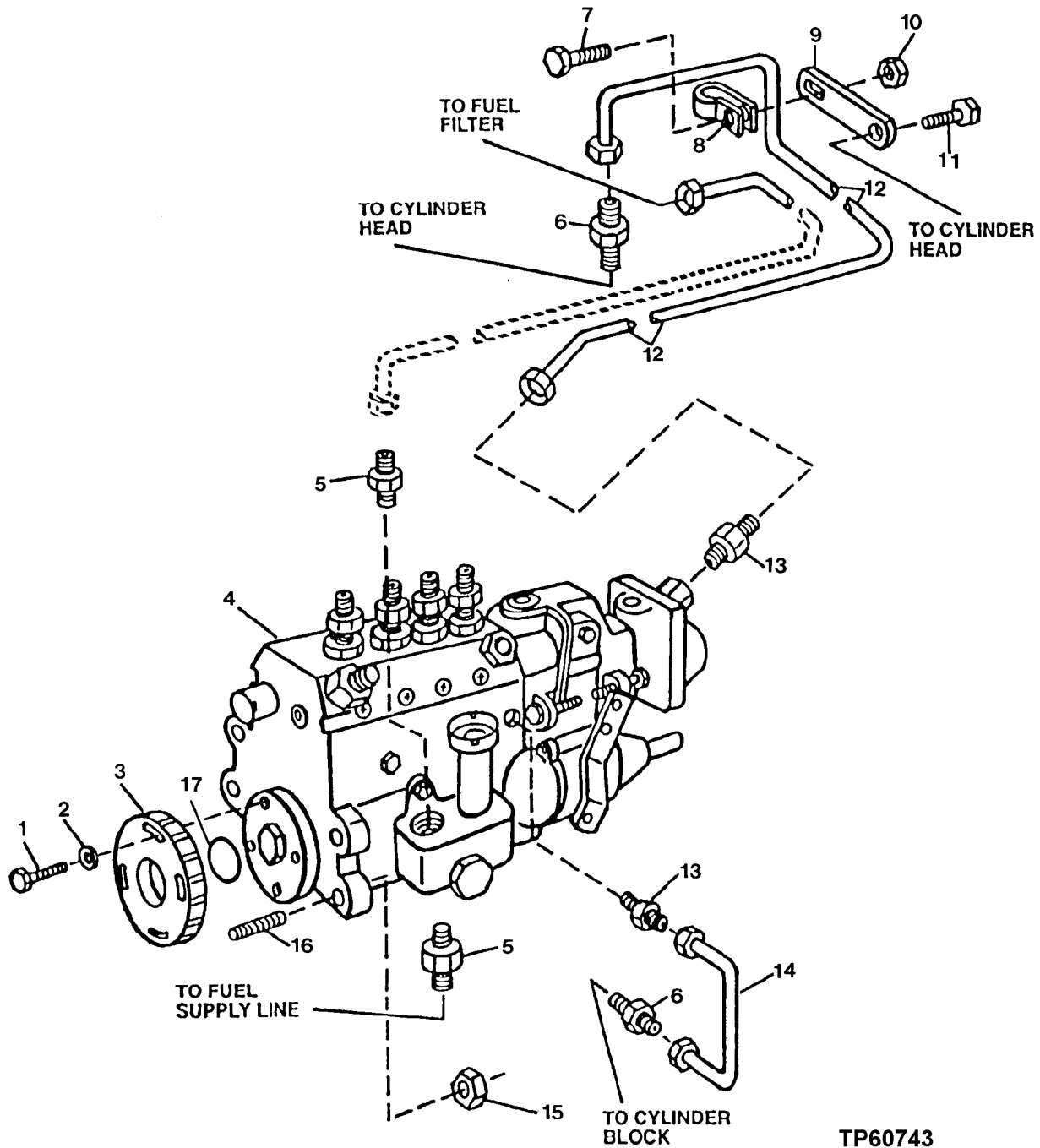


TP55180

**FUEL INJECTION SYSTEM
CODE 1667 12-VOLT NIPPONDONSO**

KEY	PART NO.	PART NAME	QTY	ENGINE SERIAL NO.	REMARKS
1	R123593	NUT	1		LEAK-OFF
2	RE68748	TUBE	3		
3	AR85519	PLUG	1		
4	RE19797	CLAMP	2		
5	RE500088	FUEL LINE	1		NO. 4, (SUB FOR RE60184)
6	RE500087	FUEL LINE	1		NO. 3, (SUB FOR RE60183)
7	RE19799	CLAMP	1		
8	RE500086	FUEL LINE	1		NO. 2, (SUB FOR RE60182)
9	RE500085	FUEL LINE	1		NO. 1, (SUB FOR RE60181)
10	RE502173	FITTING	1		(SUB FOR RE60185)
11	RE60175	FUEL LINE	1		

FUEL INJECTION PUMP AND INJECTION PUMP LUBE LINE
 CODE 1667 12-VOLT NIPPONDONSO
 TP60743 -UN-11SEP98



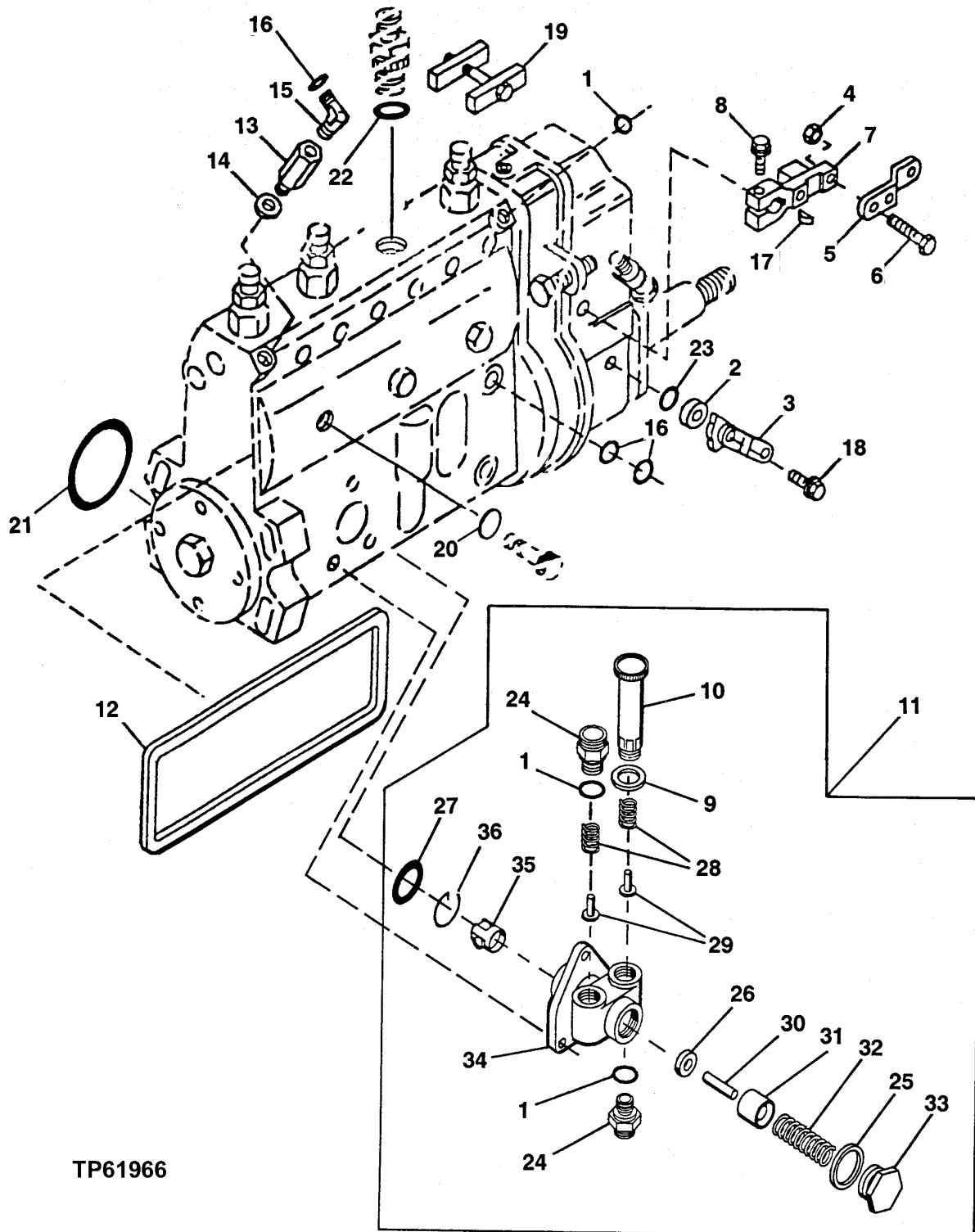
FUEL INJECTION PUMP AND INJECTION PUMP LUBE LINE
CODE 1667 12-VOLT NIPPONDONSO

KEY	PART NO.	PART NAME	QTY	ENGINE SERIAL NO.	REMARKS
1	19H3336	CAP SCREW	4		3/8" X 7/8"
2	R63845	WASHER	4		
3	R500084	GEAR	1		(60 TEETH) (SUB FOR R126305)
4	RE59968	FUEL INJECTION PUMP	1		(NIPPONDENSO 12-VOLT)
	R73864	O-RING	1		
5	RE60031	FITTING	2		
6	R63604	FITTING	2		
7	19M7865	SCREW	1		M8 X 16
8	T74410	CLAMP	1	-XXXXXX	
9	R56588	STRAP	1	-XXXXXX	
10	14M7298	FLANGE NUT	1	-XXXXXX	M8
11	19M7783	SCREW	1		M10 X 16, (SUB FOR 19M7557)
12	RE60179	ANEROID LINE	1	-XXXXXX	ANEROID
	RE502508	ANEROID LINE	1	XXXXXX-	
13	RE60028	FITTING	2		
14	RE60063	OIL LINE	1		LUBE
15	14M7274	NUT	4		M10
16	R121735	STUD	4	-703904	(CODE 3604) (SUB R134212)
	R134212	STUD	4	703905-	(CODE 3604)
17	R73864	O-RING	1		

FUEL INJECTION PUMP LEVERS AND TRANSFER PUMP (NIPPONDENSO)

D'INJECTION
EINSPRITZ
D'INIEZIONE
DE INYECCION
INSPRUTNING

TP61966 -UN-23AUG99

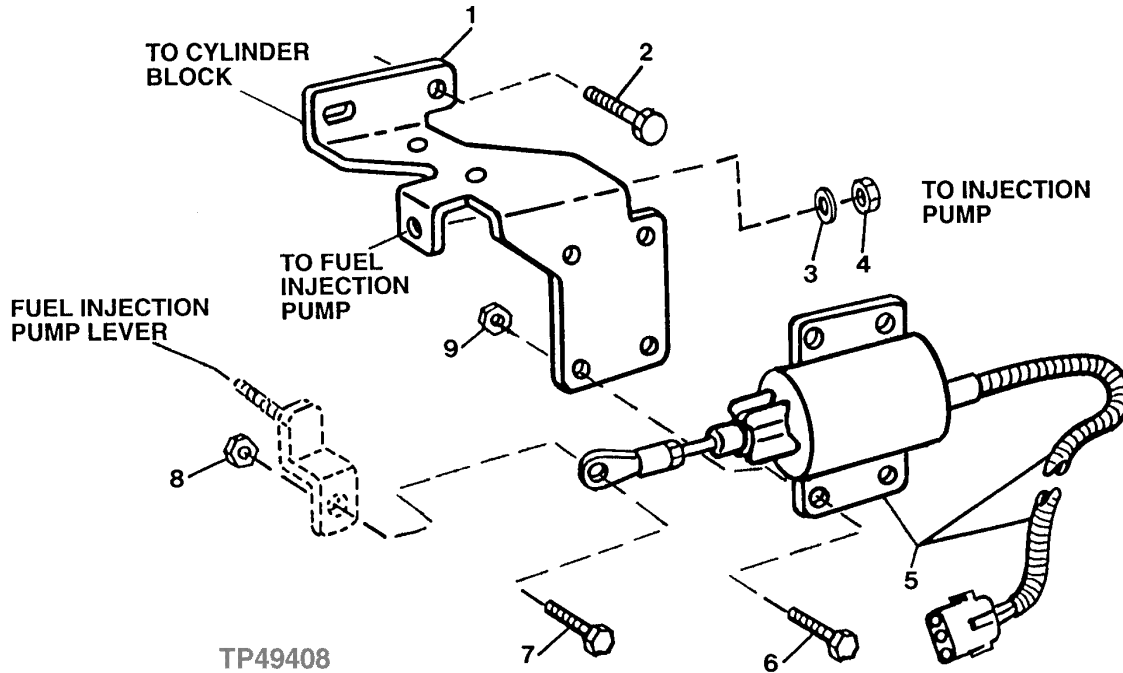


TP61966

**FUEL INJECTION PUMP PRIMER AND FUEL PUMP
(CODE 1667 12-VOLT NIPPONDONSO)**

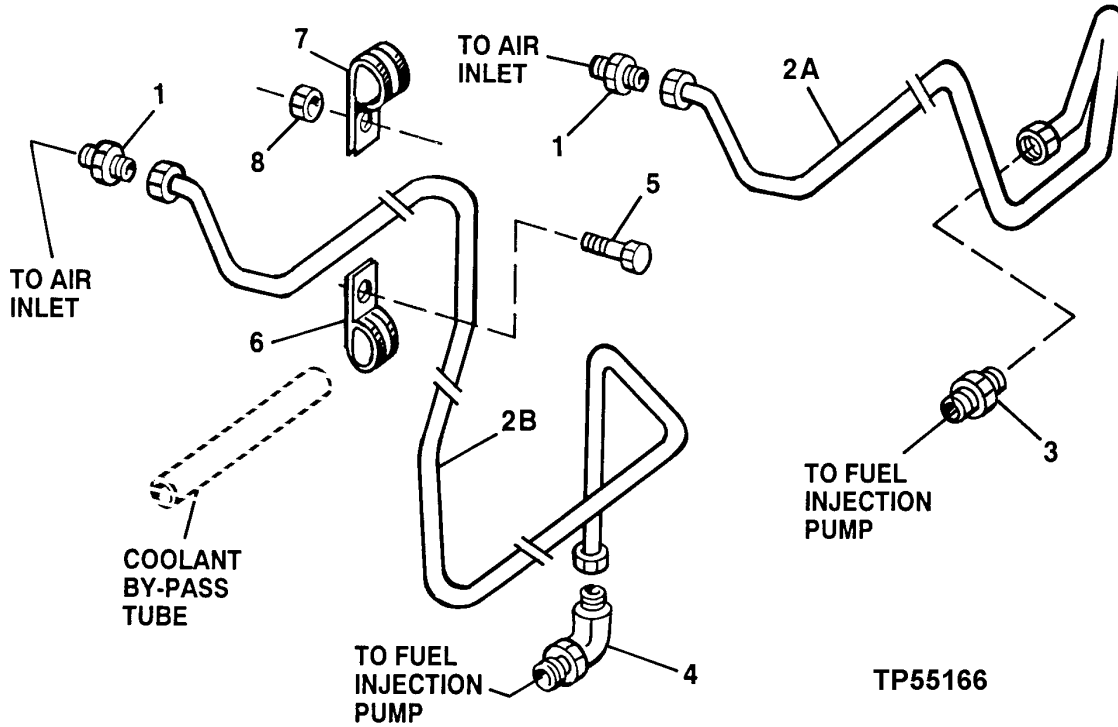
KEY	PART NO.	PART NAME	QTY	SERIAL NO.	REMARKS
1	51M7041	O-RING	3		11.300 X 2.200 MM
2	R64995	RETAINER	1		
3	R135164	LEVER	1		SHUT-OFF
4	R64989	LOCK NUT	1		
5	R135874	LEVER	1		THROTTLE
6	R65437	CAP SCREW	1		
7	R64967	CONTROL LEVER	1		
8	R64969	SCREW	1		
9	R64854	WASHER	1		
10	RE500376	HAND PRIMER	1		
11	RE500375	FUEL PUMP	1		TRANSFER PUMP
12	R500220	GASKET	1		
13	RE500374	CONTROL VALVE	1		
14	R64857	WASHER	1		
15	RE502173	FITTING	1		(SUB FOR RE60185)
16	51M7039	O-RING	3		
17	R64968	SHAFT KEY	1		
18	R73885	SCREW	1		
19	R77536	JAW	1		CLAMPING
20	R78773	PACKING	1		
21	R73864	O-RING	1		
22	R73821	O-RING	4		
23	R64997	O-RING	1		
24	RE60031	FITTING	2		
25	R64861	WASHER	1		
26	R502362	SEAL	1		
27	R64927	O-RING	1		
28	SPRING	2		
29	VALVE	2		
30	SPINDLE	1		
31	PLUNGER	1		
32	SPRING	1		
33	PIPE PLUG	1		
34	HOUSING	1		
35	ROLLER	1		
36	SNAP RING	1		

FUEL INJECTION PUMP SOLENOID SHUT-OFF
CODE 1667 12-VOLT NIPPONDONSO
TP49408 -UN-29APR96



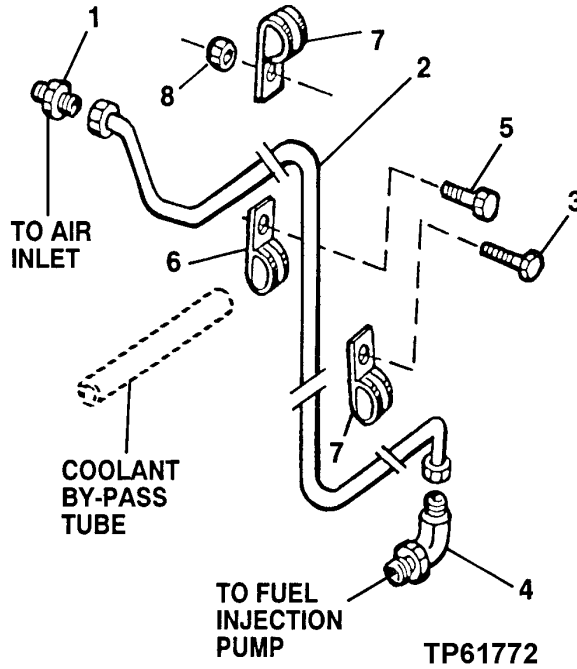
KEY	PART NO.	PART NAME	QTY	ENGINE SERIAL NO.	REMARKS
1	R131963	BRACKET	1		
2	19M7784	SCREW	1	M10 X 20	
3	24M7213	WASHER	1	10.500 X 25 X 4 MM	
4	14M7444	NUT	1	M10	
5	RE502473	SOLENOID	1	(SUB FOR RE67325)	
6	19M7862	SCREW	4	M6 X 20	
7	CAP SCREW	1		
8	NUT	1		
9	14M7303	FLANGE NUT	4	M6	

FUEL INJECTION PUMP ANEROID FUEL LINE
(CODE 1610,1683,160C,160D)
(ENGINE SERIAL # -722906)
TP55166 -UN-13AUG97



KEY	PART NO.	PART NAME	QTY	ENGINE SERIAL NO.	REMARKS
1	RE60028	FITTING	1		
2A	RE60009	FUEL LINE	1	-722906	
2B	RE70217	FUEL LINE	1	722907-	
3	RE60028	FITTING	1	-722906	
4	RE502173	FITTING	1	722907-	(SUB FOR RE60185)
5	19M7865	SCREW	1	722907-	M8 X 16
6	R123324	CLAMP	1	722907-	
7	T74410	CLAMP	1	722907-	
8	14M7298	FLANGE NUT	1	722907-	M8

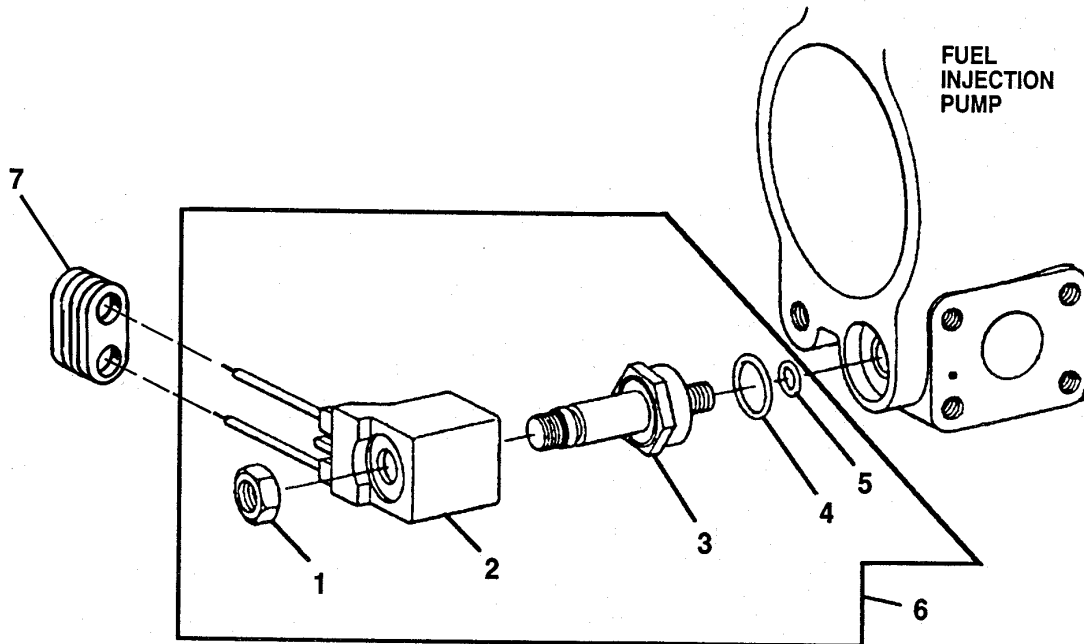
FUEL INJECTION PUMP ANEROID FUEL LINE
(CODE 1610,1683,160C,160D)
(ENGINE SERIAL # 722907-)
TP61772 -UN-06NOV98



KEY	PART NO.	PART NAME	QTY	ENGINE SERIAL NO.	REMARKS
1	RE60028	FITTING	1		
2	RE502670	FUEL LINE	1		
3	19M7783	SCREW	1	M10 X 16	
4	RE502173	FITTING	1		
5	19M7865	SCREW	1	M8 X 16	
6	R123324	CLAMP	1		
7	T74410	CLAMP	2		
8	14M7298	FLANGE NUT	1	M8	

**COLD START ADVANCE KIT
FOR ENGINES EQUIPPED WITH STANADYNE DB2 AND DB4 INJECTION PUMPS WITH COLD START ADVANCE CAPABILITY**

TP61899 -UN-02JUL99



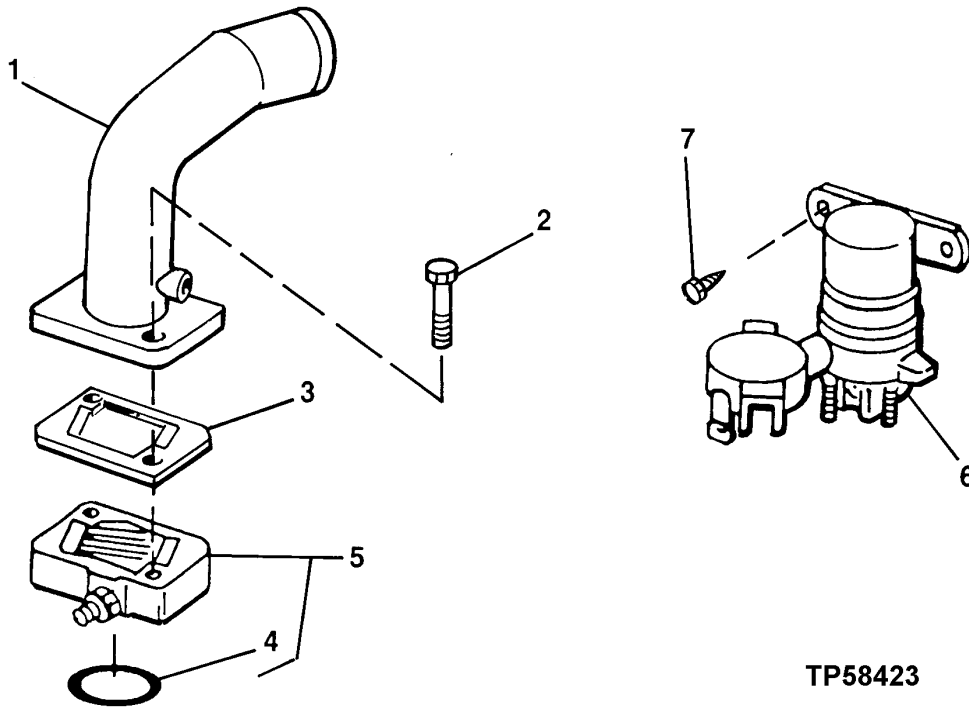
TP61899

KEY	PART NO.	PART NAME	QTY	ENGINE SERIAL NO.	REMARKS
1	K40003	LOCK NUT	1		
2	R501517	STEEL	1		COIL ASSEMBLY
3	R501516	VALVE	1		
4	R501519	SEAL	1		
5	R77551	O-RING	1		5.280 X 1.778 MM (0.208" X 0.070")
6	RE502747	KIT	1		COLD ADVANCE
7	R78048	TERMINAL NIPPLE	1		

MEMORANDA

**AIR INLET HEATER FOR USE WITH LUCAS INJECTION PUMP
(CODE 4311)**

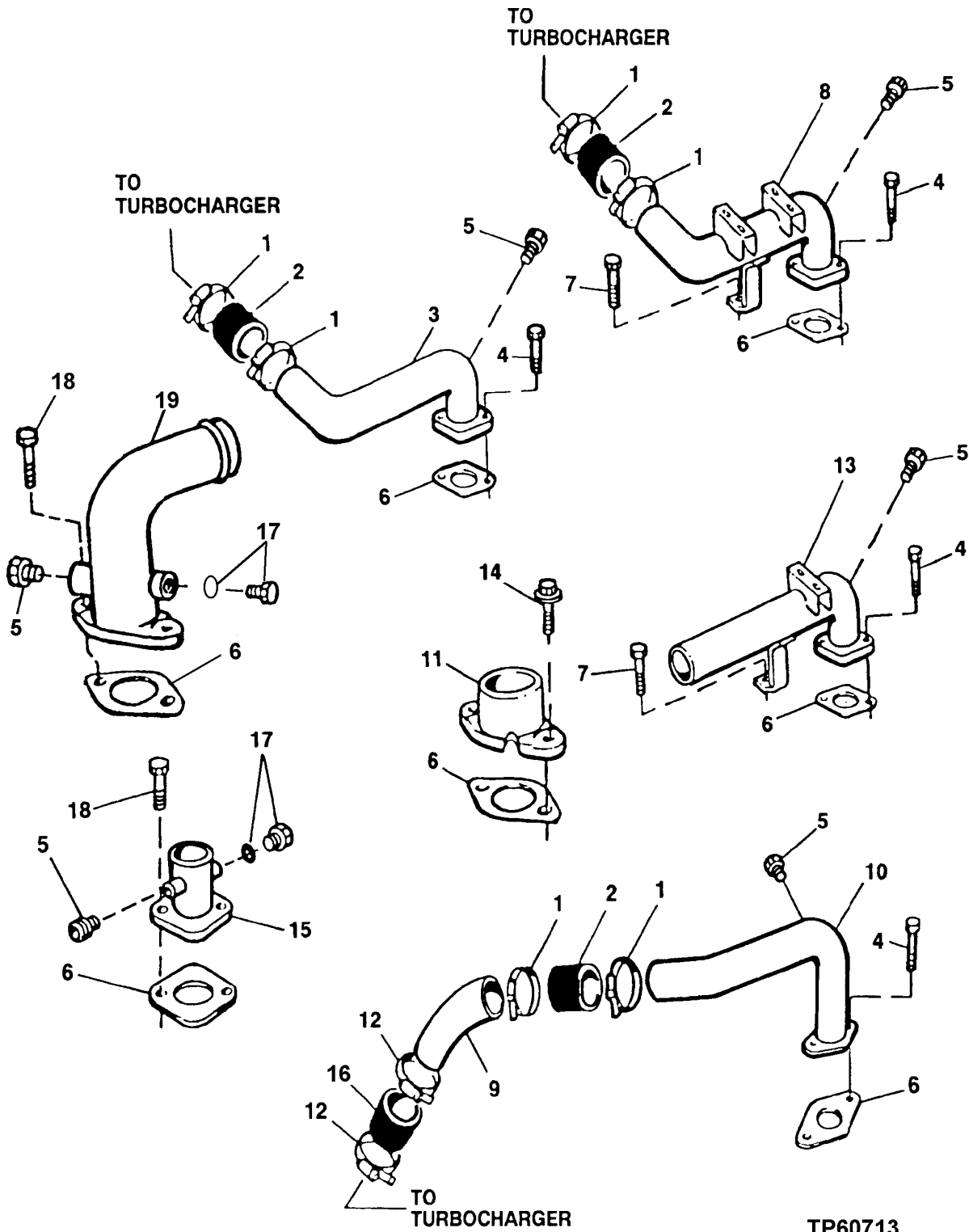
TP58423 -UN-18MAR99



TP58423

KEY	PART NO.	PART NAME	QTY	ENGINE SERIAL NO.	REMARKS
1	RE70731	TUBE	1		
2	19M8292	SCREW	2	M10 X 50	
3	R133893	GASKET	1		
4	R501459	GASKET	1		
5	RE502668	HEATER	1		
6	AT141011	RELAY	1	12-VOLT	
7	SCREW	2		

AIR INLET
CODE 1701,1702,1704,1705,1709,1712,1724
(ENGINE SERIAL # -XXXXXX)
TP60713 -UN-12JUN98

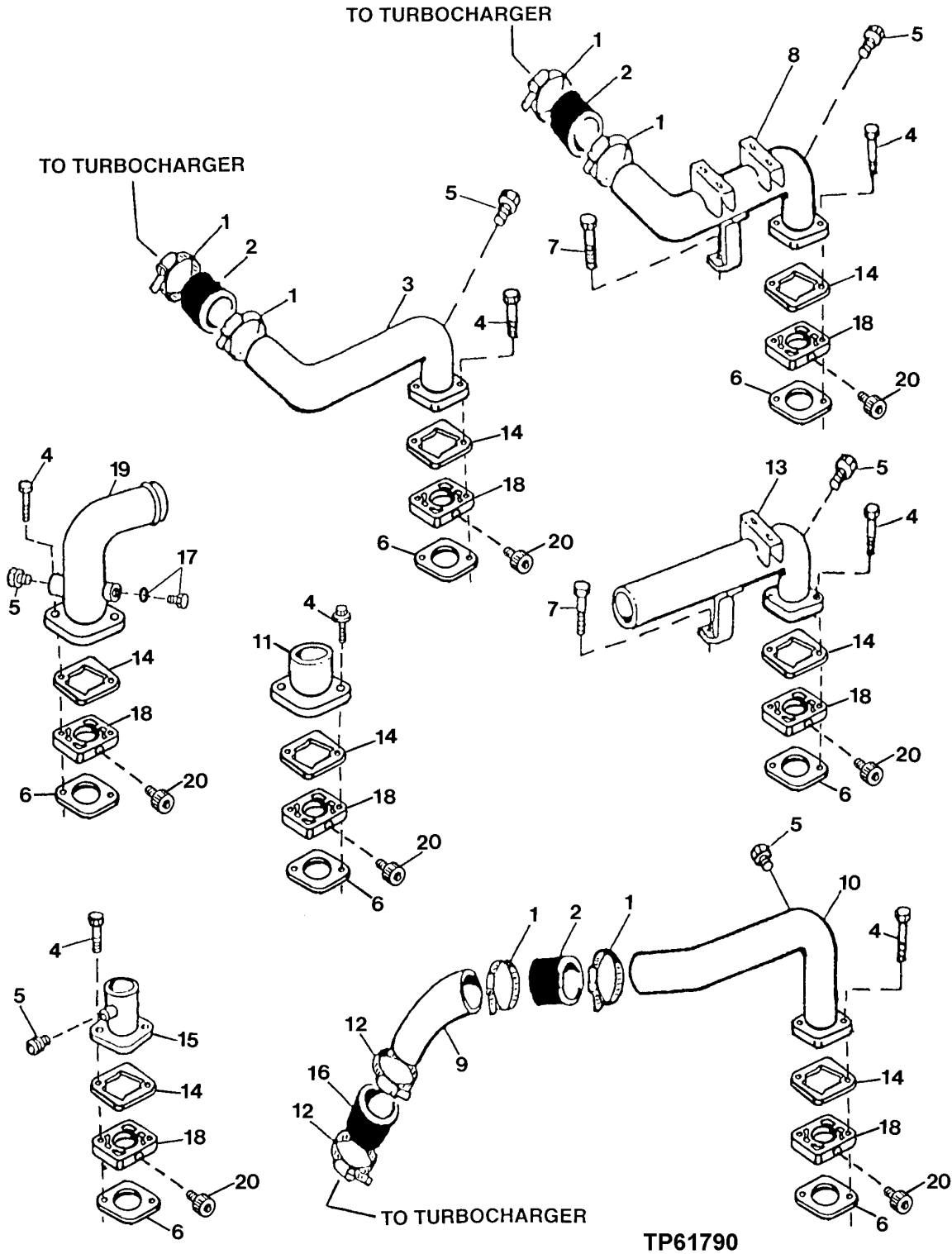


AIR INLET
(ENGINE SERIAL # -XXXXXX)
CODE 1701,1702,1704,1705,1709,1712,1724

KEY	PART NO.	PART NAME	QTY	ENGINE SERIAL NO.	REMARKS
1	R110531	CLAMP	2	(CODE 1701,1702,1704)	(SUB FOR AR65294, THIS APPLICATION)
2	R56551	HOSE	1	(CODE 1701,1702,1704)	
3	RE59341	AIR INTAKE	1	(CODE 1701)	
4	19M7785	SCREW	2	(CODE 1701,1702,1704,1709)	M10 X 25
5	RE502903	PLUG	1	(CODE 1701,1702,1704,1709,1712,1724)	(SUB FOR RE60071, THIS APPLICATION)
6	R81275	GASKET	1		
7	19M7784	SCREW	1	(CODE 1702,1709)	M10 X 20
8	RE64105	AIR INTAKE	1	(CODE 1702)	(SUB RE502492)
9	T30202	LINE	1	(CODE 1704)	
10	RE59970	AIR INTAKE	1	(CODE 1704)	
11	R123569	AIR INTAKE	1	(CODE 1705)	
12	R110531	CLAMP	2	(CODE 1704,1709)	(SUB FOR AR65294, THIS APPLICATION)
13	RE64103	AIR INTAKE	1	(CODE 1709)	(SUB RE502493)
14	R500394	SCREW	2	(CODE 1705)	(SUB FOR (2) 19M7835, (2) 19M7550 AND (2) 24M7096, THIS APPLICATION)
15	RE70366	AIR INTAKE	1	(CODE 1705,1712)	
16	R56551	HOSE	1	(CODE 1704)	
17	RE46684	PLUG	1	(CODE 1712,1724)	
18	19M7786	SCREW	2	(CODE 1712,1724)	M10 X 30
19	RE70723	AIR INTAKE	1	(CODE 1724)	(SUB RE501895)

AIR INLET WITH AIR HEATER SPACER
(ENGINE SERIAL # XXXXXX-)
CODE 1701,1702,1704,1705,1709,1724
SPACER,AIR HEATER

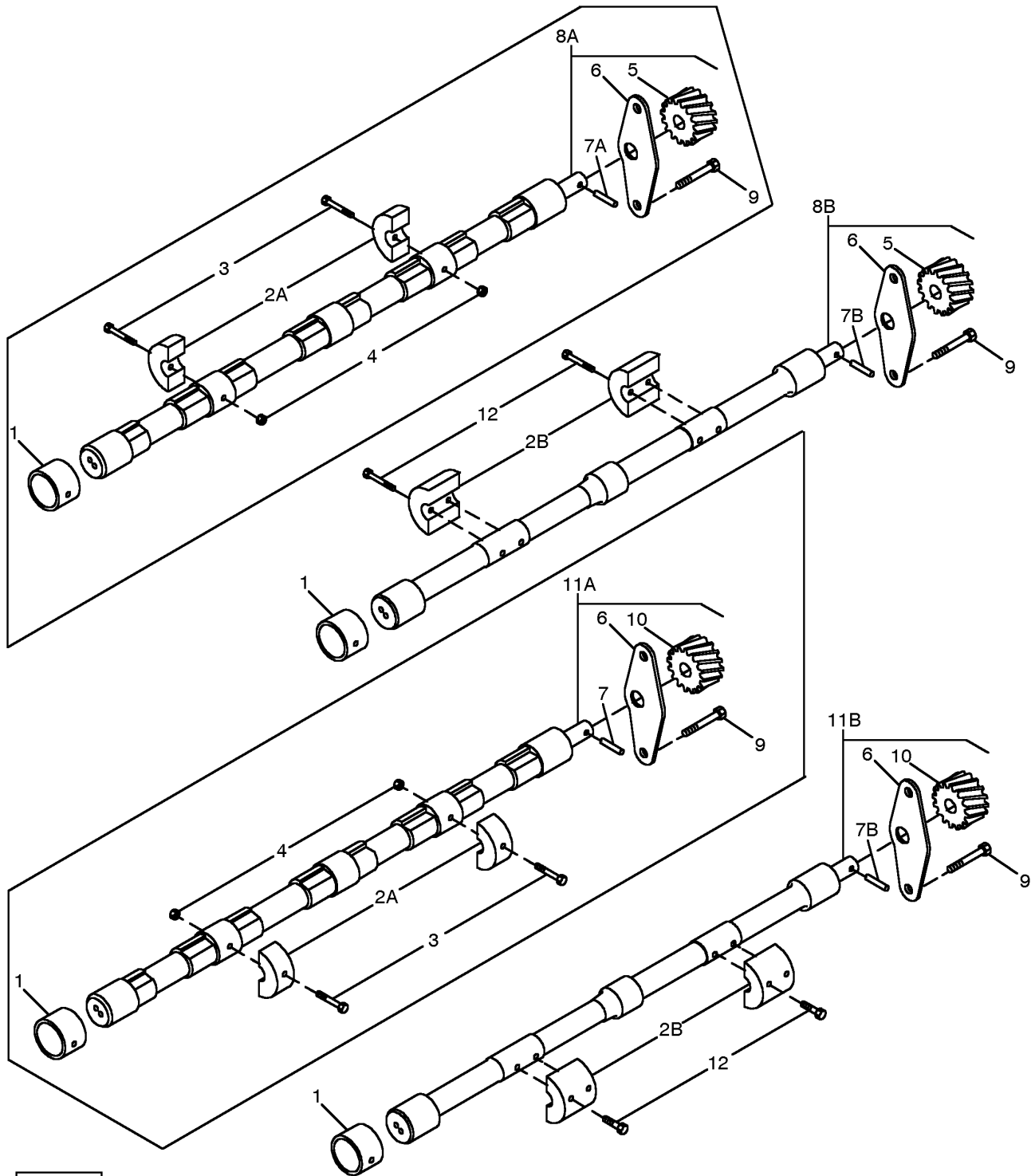
TP61790 -UN-16DEC98



AIR INLET WITH AIR HEATER SPACER
CODE 1701,1702,1704,1705,1709,1712,1724
(ENGINE SERIAL # XXXXXX-)

KEY	PART NO.	PART NAME	QTY	ENGINE SERIAL NO.	REMARKS
1	R110531	CLAMP	2		(CODE 1701,1702,1704)
2	R56551	HOSE	1		(CODE 1701,1702,1704)
3	RE502491	AIR INTAKE	1		(CODE 1701)
4	19M8292	SCREW	2		M10 X 25
5	RE60071	PLUG	1	-XXXXXX	(CODE 1701,1702,1704,1709,1712,1724) (SUB RE502903)
6	R81275	GASKET	1		
7	19M7784	SCREW	1		(CODE 1702,1709) M10 X 20
8	RE502492	AIR INTAKE	1		(CODE 1702)
9	T30202	LINE	1		(CODE 1704)
10	RE501892	AIR INTAKE	1		(CODE 1704)
11	R501480	AIR INTAKE	1		(CODE 1705)
12	R110531	CLAMP	2		(CODE 1704,1709)
13	RE502493	AIR INTAKE	1		(CODE 1709)
14	R133893	GASKET	1		
15	RE500036	INTAKE MANIFOLD	1		(CODE 1705,1712)
16	R56551	HOSE	1		(CODE 1704)
17	RE46684	PLUG	1		(CODE 1724)
18	R501472	SPACER	1		WITHOUT AIR INLET HEATER
19	RE501895	AIR INTAKE	1		(CODE 1724)
20	RE502903	FITTING	1		(SUB FOR RE60071)

ENGINE BALANCER SHAFT
CODE 4501 - BALANCER SHAFT
TP59252 -UN-25FEB98

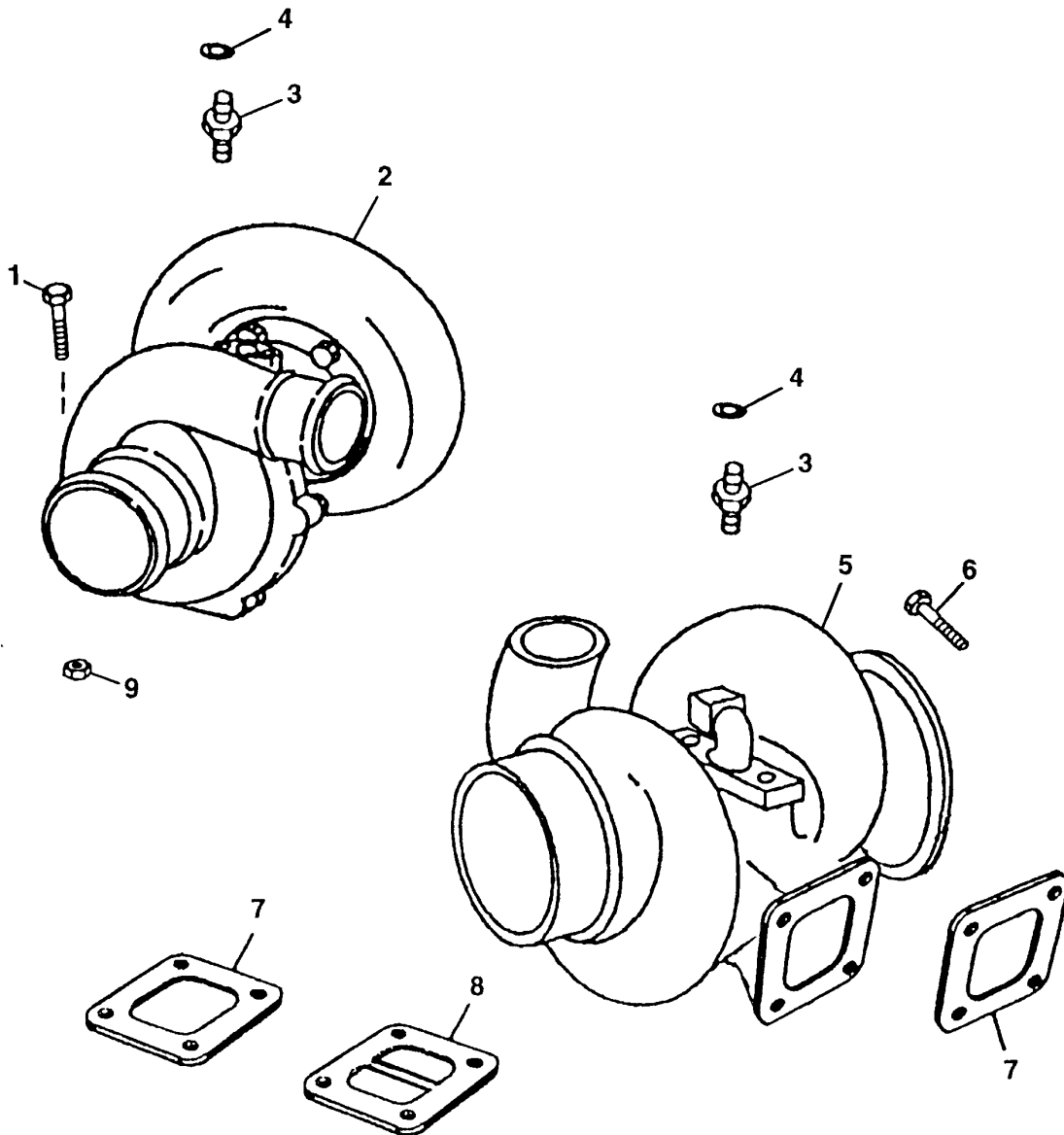


TP59252

ENGINE BALANCER SHAFT
CODE 4501,4502 - BALANCER SHAFT

KEY	PART NO.	PART NAME	QTY	SERIAL NO.	REMARKS
1	R115299	BUSHING	6		
2A	R134358	WEIGHT	4	700877-776566	(CODE 4501) (SUB R500650)
	R134359	WEIGHT	4	700877-776566	(CODE 4502) (SUB R500265)
2B	R500650	WEIGHT	4	776567-	(CODE 4501)
	R500265	WEIGHT	4	776567-	(CODE 4502)
3	T28745	BOLT	4	700877-776566	
4	T15634	NUT	4	700877-776566	
5	R120639	GEAR	1		L.H. (15 TEETH)
6	R116078	PLATE	2		
7A	26M4224	SHAFT KEY	2	-776566	4 X 16 MM
7B	34M7089	DOWEL PIN	1	776567-	4 X 12 MM
8A	RE52196	BALANCER SHAFT	1	-700876	L.H. SHAFT, (MARKED R115301) (SUB RE69365, RE36364, (4) R134358, (4) T15634 AND (4) T28745)
	RE69365	BALANCER SHAFT	1	700876-776566	L.H. SHAFT, (MARKED R134357) (SUB RE500449)
8B	RE500449	BALANCER SHAFT	1	776567-	(MARKED R500266)
9	19M8998	SCREW	4		M8 X 12, (SUB FOR 19M7864, THIS APPLICATION)
10	R120637	GEAR	1		R.H. (15 TEETH)
11A	RE52197	BALANCER SHAFT	1	-700876	R.H. SHAFT, (MARKED R115301) (SUB RE69364, RE69365, (4) R134358, (4) T15634 AND (4) T28745)
	RE69364	BALANCER SHAFT	1	700877-776566	(MARKED R134357) (SUB RE500448)
11B	RE500448	BALANCER SHAFT	1	776567-	(MARKED R500668)
12	19M8882	SCREW	8	776567-	M8 X 40, (SUB FOR 19M7798, THIS APPLICATION)

TURBOCHARGER
CODE 6501,6503,6509,AND 6519 TURBOCHARGER
CODE 6520,6523 AND 6524 TURBOCHARGER
 TP53290 -UN-01JUL96

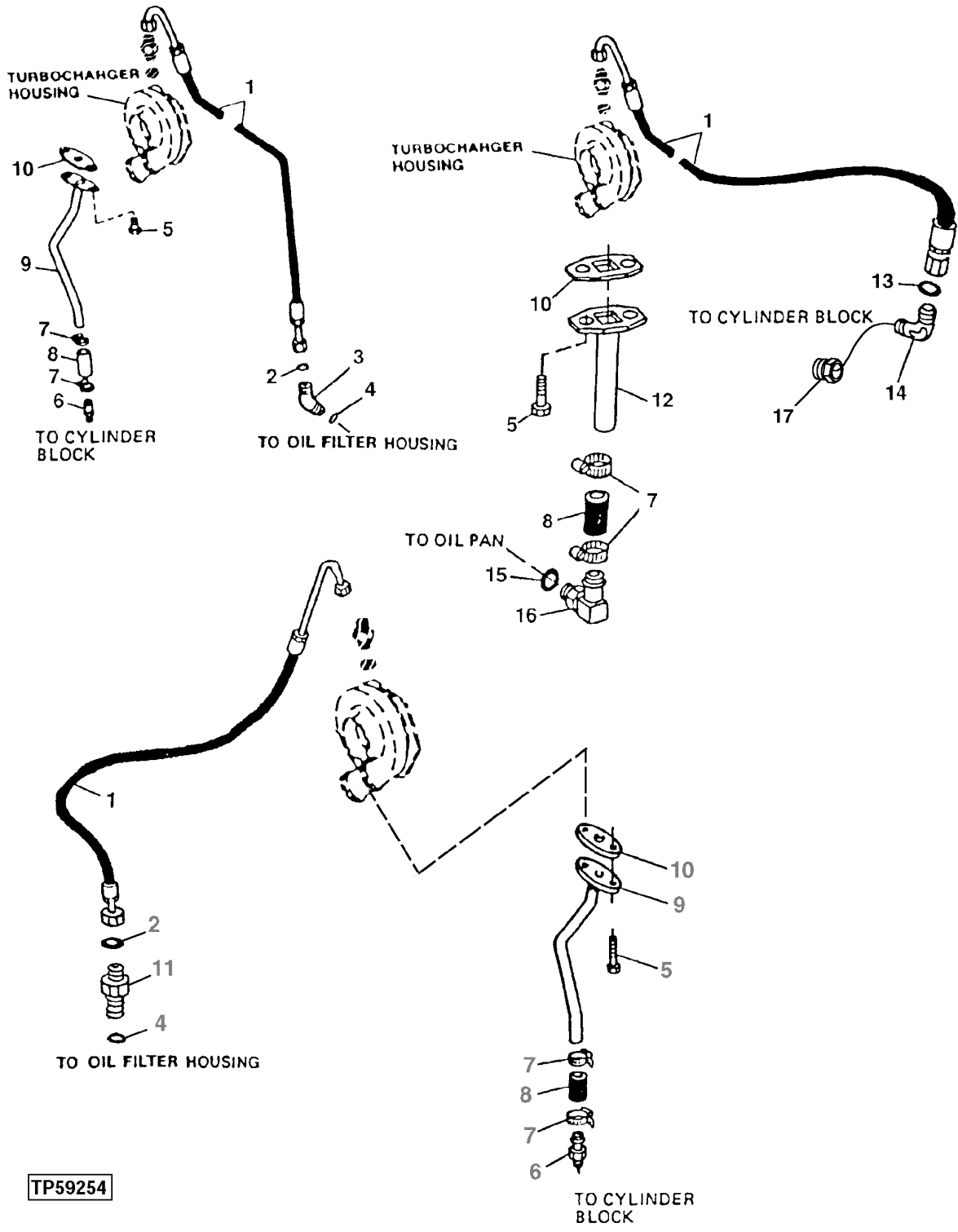


TP53290

TURBOCHARGER
CODE 6501,6503,6509,AND 6519 TURBOCHARGER
CODE 6520, 6523 AND 6524 TURBOCHARGER

KEY	PART NO.	PART NAME	QTY	ENGINE SERIAL NO.	REMARKS
1	19M8162	CAP SCREW	4	M10 X 40	
	19M7785	SCREW	4	M10 X 25, (CODE 6503 6523 AND 6524)	
2	RE60069	TURBOCHARGER	1	REMANUFACTURED (CODE 6501, 6519 AND 6520)	
	RE60076	TURBOCHARGER	1	REMANUFACTURED (CODE 6503, 6523 AND 6524)	
3	M87733	ADAPTER	2		
4	R63548	O-RING	2		
5	RE60069	TURBOCHARGER	1	REMANUFACTURED (CODE 6509)	
	RE26409	KIT	1	HARDWARE (CODE 6519)	
6	19M7785	SCREW	4	M10 X 25, (CODE 6509)	
7	R92097	GASKET	1	(CODE 6501, 6509, 6519, AND 6520)	
8	R123572	GASKET	1	(CODE 6503, 6523 AND 6524)	
9	14M7296	FLANGE NUT	4	M10, (CODE 6501 6509 6519 AND 6520)	

TURBOCHARGER OIL LINES
CODE 6501,6503,6509 AND 6519 TURBOCHARGER
CODE 6520,6523 AND 6524 TURBOCHARGER
 TP59254 -UN-16MAR98



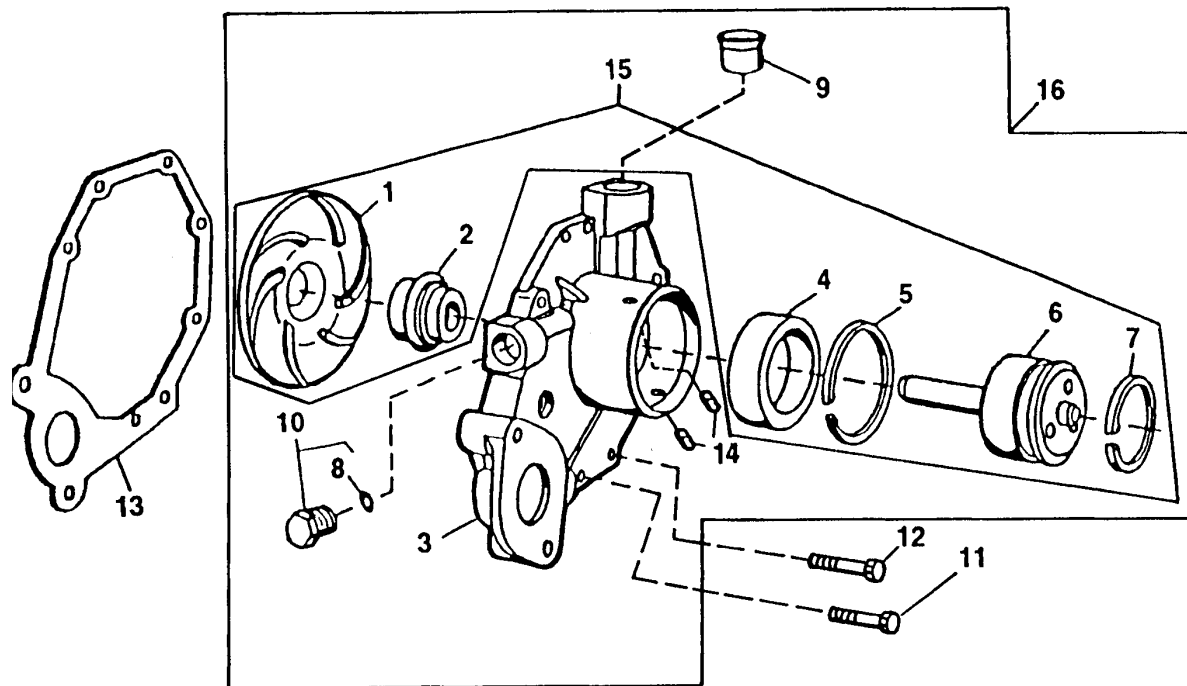
TP59254

TURBOCHARGER OIL LINES
CODE 6501,6503,6509 AND 6519 TURBOCHARGER
CODE 6520,6523 AND 6524 TURBOCHARGER

KEY	PART NO.	PART NAME	QTY	ENGINE SERIAL NO.	REMARKS
1	RE503208	BULK HOSE	1		(SUB FOR RE59922) (CODE 6501 AND 6503)
	RE501260	OIL LINE	1		(SUB FOR RE59468) (CODE 6519,6520,6523 AND 6524)
	RE503209	OIL LINE	1		(SUB FOR RE55514) (CODE 6509)
2	T77613	O-RING	2		0.364" X 0.070"
3	38H5154	ELBOW FITTING	1		(45°) (CODE 6520 AND 6524)
	38H5035	ELBOW FITTING	1		(90°) (CODE 6501 AND 6503)
4	51M7042	O-RING	2		13.300 X 2.200 MM
5	19M7866	SCREW	2		M8 X 20
6	RE54885	HOSE FITTING	1		(SUB FOR R120757)
7	RE65978	CLAMP	2		(SUB FOR RE62322)
8	HOSE	1		(MAKE FROM R120013 CUT TO LENGTH)
9	RE59547	OIL LINE	1		(CODE 6501, 6503, 6519, 6520, 6523 AND 6524)
10	R123570	GASKET	1		
11	38H5037	ADAPTER	1		(CODE 6519 AND 6523)
12	RE60003	OIL LINE	1		(CODE 6509)
13	R63548	O-RING	1		(CODE 6509)
14	T112804	ELBOW FITTING	1		(CODE 6509)
15	51M7045	O-RING	1		(CODE 6509)
16	RE60010	ELBOW FITTING	1		(CODE 6509)
17	P40098	ADAPTER	1		(CODE 6509)

WATER PUMP ASSEMBLY
(CODE 4401, 4402)

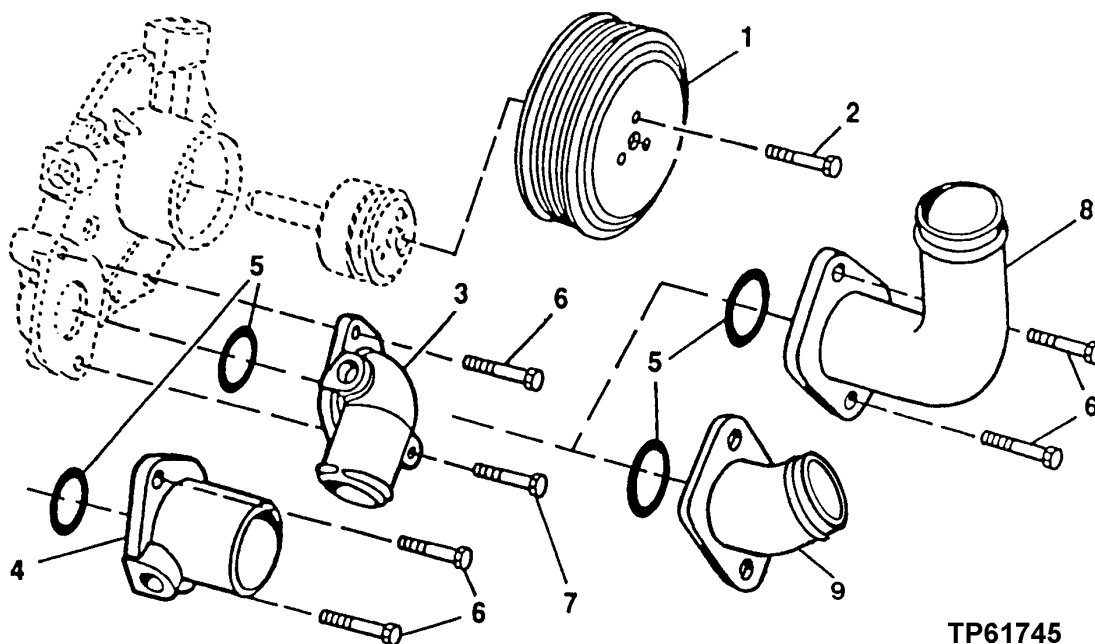
TP50847 -UN-16JUN98



TP50847

KEY	PART NO.	PART NAME	QTY	ENGINE SERIAL NO.	REMARKS
1	IMPELLER	1	(MARKED R121036)	
2	SEAL	1		
3	HOUSING	1		
4	BALL BEARING	1		
5	RING	1		
6	SHAFT	1		
7	A364R	SNAP RING	1		
8	51M7043	O-RING	1	15.300 X 2.200 MM	
9	R123226	GASKET	1		
10	RE46685	PLUG	1		
11	19M7796	SCREW	3	M6 X 30	
12	19M7863	SCREW	5	M6 X 25	
13	R123417	GASKET	1		
14	R98527	FILTER	2	(USE WITH RE70683)	
	R100369	FILTER	2	(USE WITH RE500737)	
15	RE71240	KIT	1	(SUB FOR RE59407)	
16	RE500737	WATER PUMP	1	(MARKED RE500737, RE56737 OR RE70683) (SUB FOR RE56737 AND RE70683)	

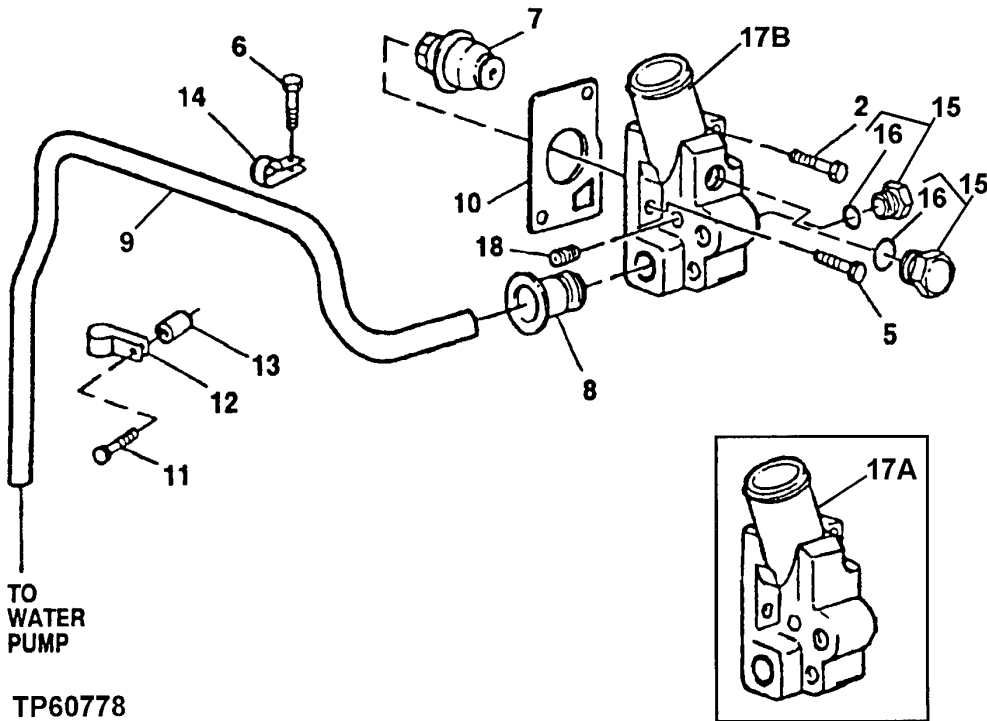
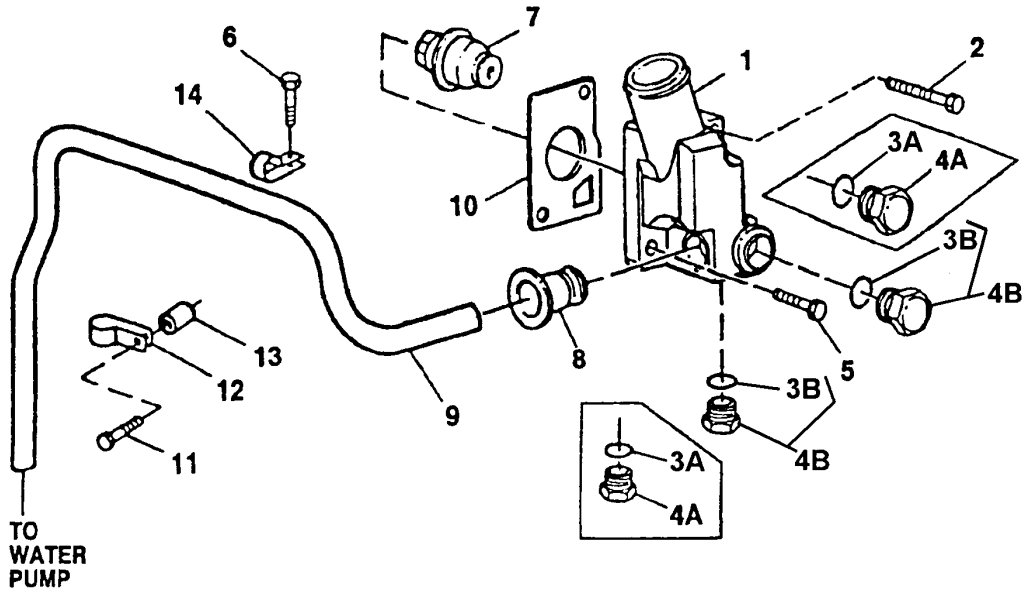
WATER PUMP ASSEMBLY
CODE 2002 WATER PUMP PULLEY
CODE 5701,5702,5706,5707, WATER PUMP INLET
TP61745 -UN-30SEP98



TP61745

KEY	PART NO.	PART NAME	QTY	ENGINE SERIAL NO.	REMARKS
1	R121038	SHEAVE	1	(CODE 2002)	
2	19M7774	SCREW	3	M6 X 12, (CODE 2002)	
3	R121635	ADAPTER	1	(CODE 5702)	
4	R121634	FILLER NECK	1	(CODE 5701)	
5	R89944	O-RING	1	(CODE 5701, 5702 ,5706,5707)	
6	19M7867	SCREW	2	M8 X 25, (CODE 5701 ,5706 ,5707)	
	19M7867	SCREW	1	M8 X 25, (CODE 5702)	
7	19M7802	SCREW	1	M8 X 65, (CODE 5702)	
8	RE71599	HOUSING	1	(CODE 5706)	
9	RE501453	PIPE ELBOW	1	(CODE 5707)	

THERMOSTAT AND COVER
 CODE 2101,2102,2104,2105,2109 AND 2112 THERMOSTAT COVER
 CODE 2201 THERMOSTAT
 TP60778 -UN-06NOV98

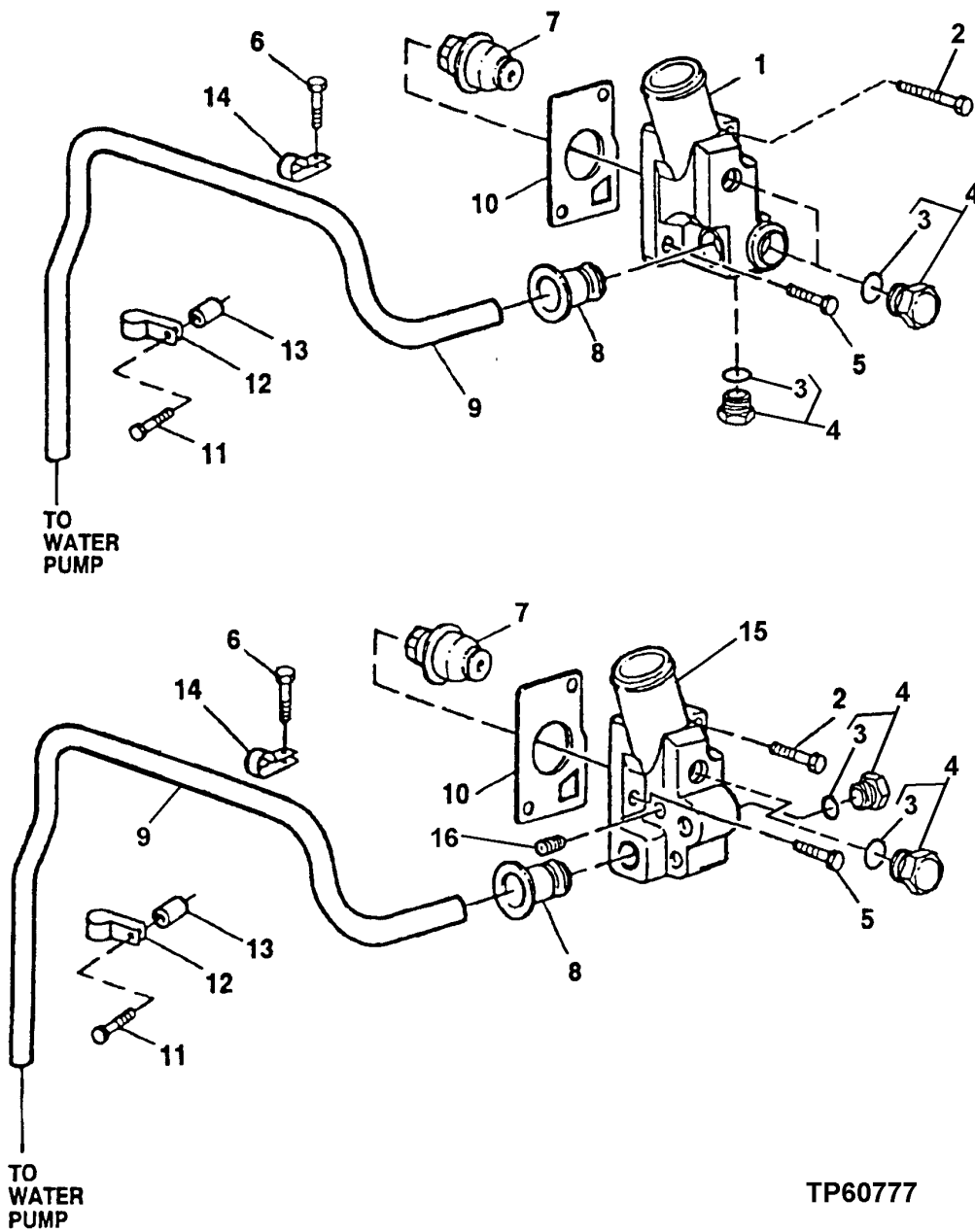


TP60778

THERMOSTAT AND COVER
CODE 2101,2102,2104,2105,2109 AND 2112 THERMOSTAT COVER
CODE 2201 THERMOSTAT

KEY	PART NO.	PART NAME	QTY	ENGINE SERIAL NO.	REMARKS
1	R131016	COVER	1		(CODE 2101,2104,2109) (WITHOUT COLD ADVANCE START PORT) (SUB FOR R121415) (ALSO ORDER 19M8292 AND (2) RE46684)
2	19M7658	CAP SCREW	1		(CODE 2101,2104,2109) M10 X 50, (USE WITH R121415)
	19M8292	SCREW	1		(CODE 2101,2104,2109) M10 X 50, (USE WITH R131016)
	19M7809	SCREW	1		(CODE 2102, 2105, 2112) M10 X 70
3A	R26375	O-RING	2		(CODE 2101,2104,2109) 16.358 X 2.210 MM (0.644" X 0.087") (USE WITH R121415)
3B	51M7041	O-RING	2		(CODE 2101,2104,2109) 11.300 X 2.200 MM, (USE WITH R131016)
4A	R39112	FITTING	2		(CODE 2101,2104,2109) (USE WITH R121415)
4B	RE46684	PLUG	2		(CODE 2101,2104,2109) (USE WITH R131016)
5	19M7786	SCREW	2		M10 X 30
6	19M7801	SCREW	1		M8 X 60, (CODE 2101, 2102, 2104, 2105)
	19M7788	SCREW	1		(CODE 2112) M12 X 25
7	RE64354	THERMOSTAT	1		82° C (180° F)
8	R123226	GASKET	1		
9	R501144	TUBE	1		(CODE 2101, 2104) (SUB FOR R123588)
	R123629	TUBE	1		(CODE 2102, 2105)
	R501029	TUBE	1		(CODE 2112)
10	R135896	GASKET	1		(SUB FOR R121416)
11	19M7801	SCREW	1		M8 X 60, (ON TIMING COVER)
12	R123324	CLAMP	1		
13	28H860	WASHER	1		(CODE 2101, 2102) 0.423" X 0.675" X 3/8" (SPACER)
	28H1720	BUSHING	1		0.423" X 0.675" X 27/32"
14	R123323	CLAMP	1		
15	RE46684	PLUG	1	-797080	(CODE 2102, 2105, 2112)
	RE46684	PLUG	2	797081-	(CODE 2102, 2105, 2112)
16	51M7041	O-RING	1	-797080	(CODE 2102, 2105, 2112) 11.300 X 2.200 MM
	51M7041	O-RING	2	797081-	(CODE 2102, 2105, 2112) 11.300 X 2.200 MM
17A	COVER	1	-797080	(CODE 2102, 2105, 2112) (WITHOUT COLD START ADVANCE PORT) (R123426 NO LONGER AVAILABLE) (SUB R501556) (ALSO ORDER ONE RE46684 PLUG)
17B	R501556	COVER	1	797081-	(CODE 2102, 2105, 2112) (WITH COLD START ADVANCE PORT)
18	15H624	PIPE PLUG	3		(CODE 2102, 2105, 2112) 1/2"

THERMOSTAT AND COVER
 CODE 2124, 2125, 2126, 2127
 CODE 2201 THERMOSTAT
 TP60777 -UN-06NOV98

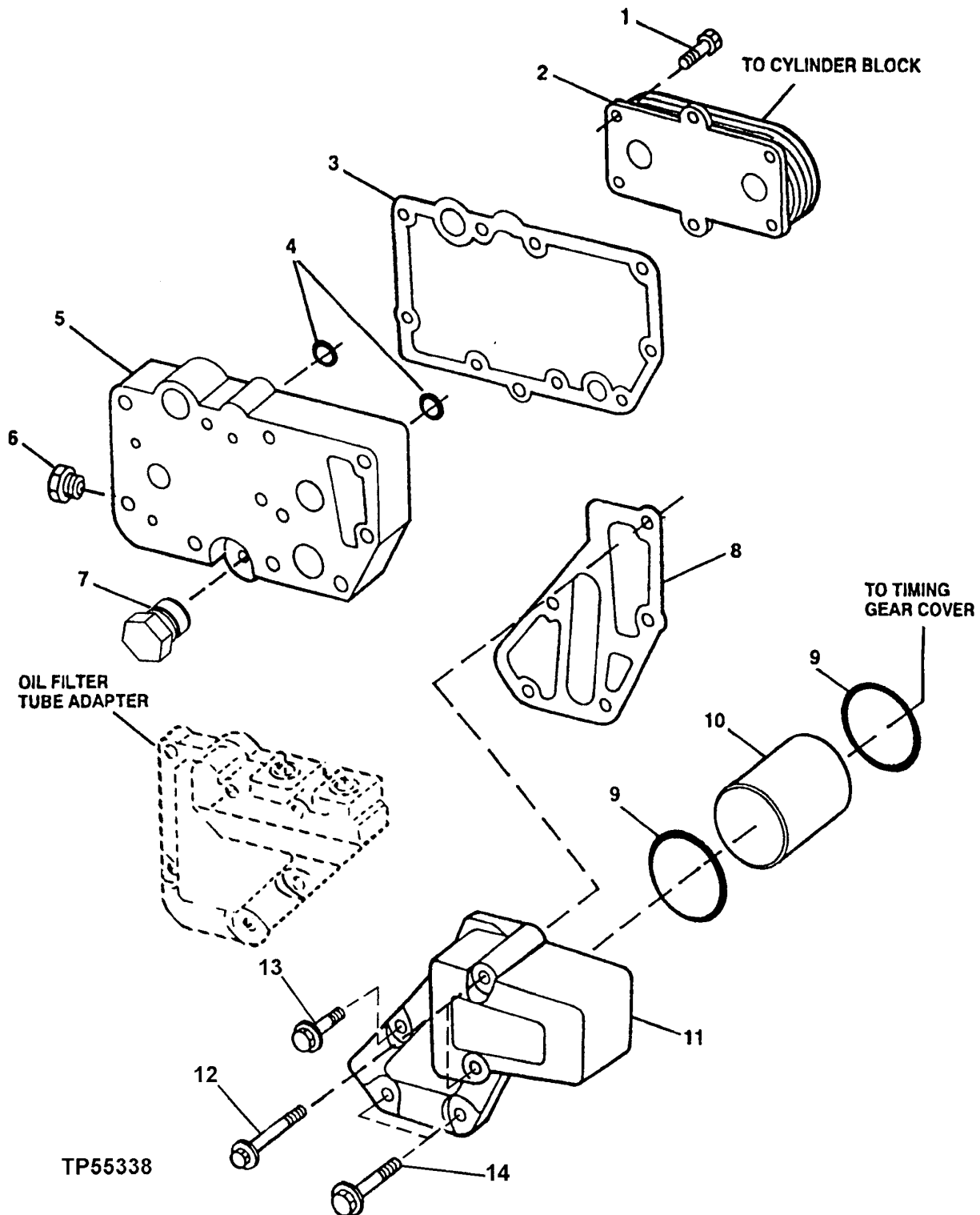


TP60777

**THERMOSTAT AND COVER
(WITH COLD ADVANCE START PORT)
CODE 2124, 2125, 2126, 2127
CODE 2201 THERMOSTAT**

KEY	PART NO.	PART NAME	QTY	ENGINE SERIAL NO.	REMARKS
1	R501130	COVER	1	(CODE 2124, 2126)	(WITH COLD ADVANCE START PORT)
2	19M8292	SCREW	1	(CODE 2124, 2126)	M10 X 50
	19M7809	SCREW	1	(CODE 2125, 2127)	M10 X 70
3	51M7041	O-RING	3	(CODE 2124, 2126)	11.300 X 2.200 MM
	51M7041	O-RING	2	(CODE 2125, 2127)	11.300 X 2.200 MM
4	RE46684	PLUG	3	(CODE 2124, 2126)	
	RE46684	PLUG	2	(CODE 2125, 2127)	
5	19M7786	SCREW	1		M10 X 30
6	19M7788	SCREW	1		M12 X 25
7	RE64354	THERMOSTAT	1		82° C (180° F)
8	R123226	GASKET	1		
9	R501144	TUBE	1	(CODE 2124)	
	R123629	TUBE	1	(CODE 2125)	
	R135179	TUBE	1	(CODE 2126)	
	R501029	TUBE	1	(CODE 2127)	
10	R135896	GASKET	1		
11	19M7801	SCREW	1		M8 X 60, (ON TIMING COVER)
12	R123324	CLAMP	1		
13	28H860	WASHER	1		
14	R123323	CLAMP	1		
15	R501556	COVER	1	(CODE 2125, 2127)	(WITH COLD ADVANCE START PORT)
16	15H624	PIPE PLUG	3	(CODE 2125, 2127)	

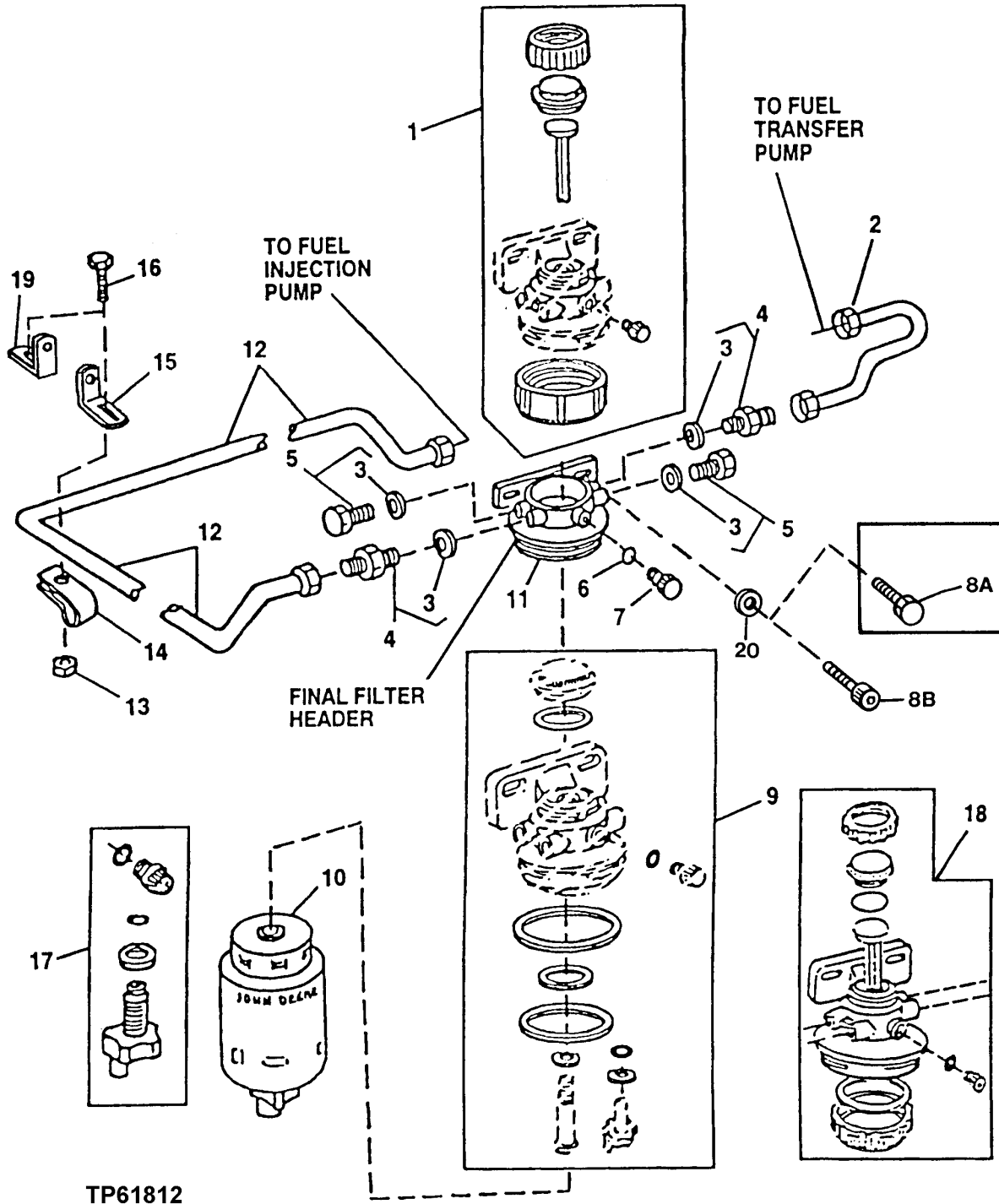
ENGINE OIL COOLER
 CODE 5901 (4045TF150, 4045TF250, 4045HF150)
 CODE 5904 (4045DF150, 4045TF151)
 TP55338 -UN-08APR98



ENGINE OIL COOLER
CODE 5901 (4045TF150, 4045TF250, 4045HF150)
CODE 5904 (4045DF150, 4045TF151)

KEY	PART NO.	PART NAME	QTY	ENGINE SERIAL NO.	REMARKS
1	RE67231	SCREW	6		
2	RE59296	OIL COOLER	1		M6 X 16 (WITH PRE-APPLIED SEALANT)
	RE59812	OIL COOLER	1		(CODE 5901)(5 PLATE)
					(CODE 5904)(3 PLATE)
3	R123501	GASKET	1		
4	T122075	O-RING	2		
5	R123471	HOUSING	1		
6	RE46685	PLUG	1		
7	RE46686	PLUG	1		
8	R501428	GASKET	1		(SUB FOR R123502)
9	R61105	O-RING	2		
10	R115252	TUBE	1		
11	R135177	ADAPTER	1		(SUB FOR R123472)
12	19M7970	SCREW	2		M8 X 100
13	RE67238	SCREW	1		M8 X 20 (WITH PRE-APPLIED SEALANT)
14	19M7802	SCREW	2		M8 X 65

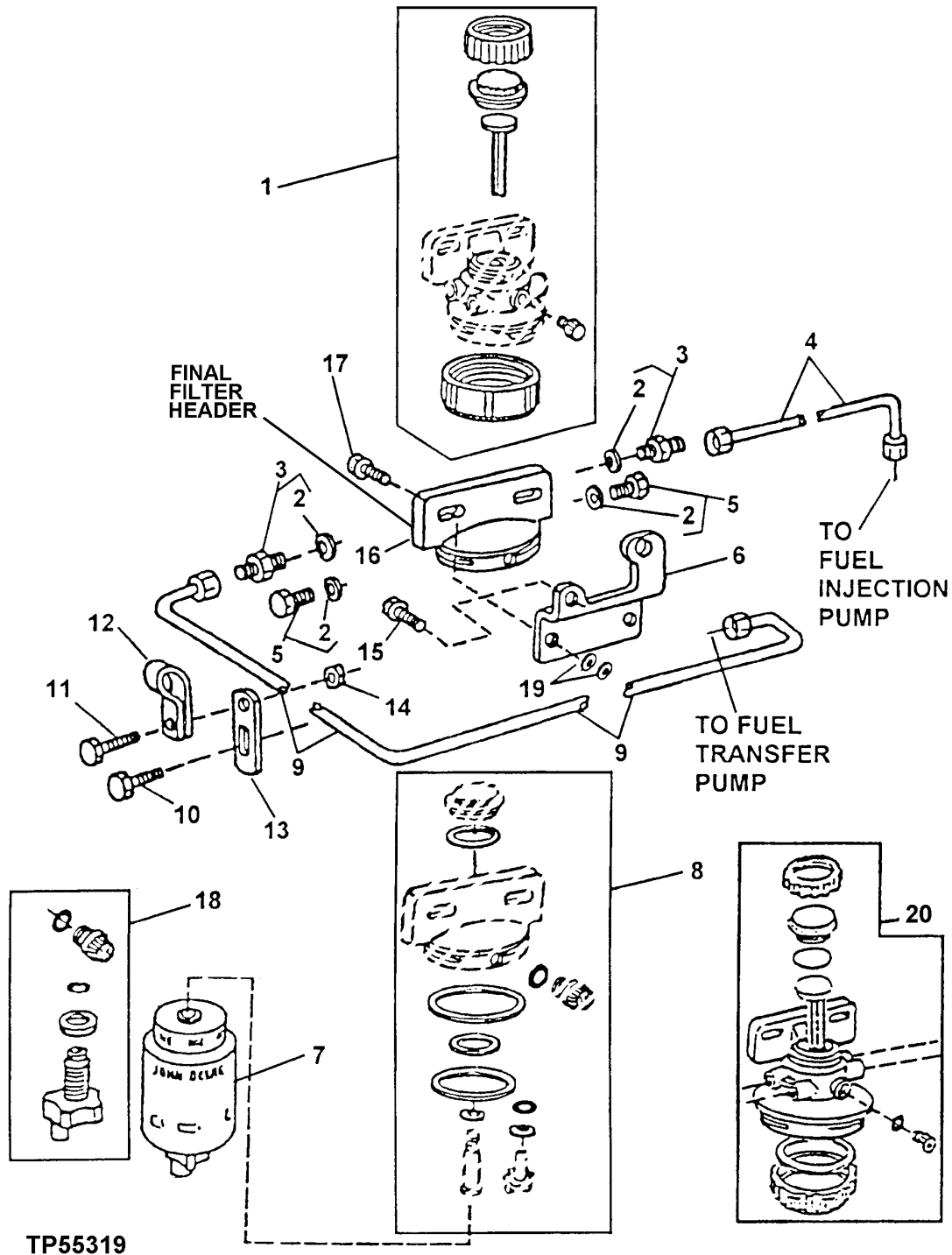
FUEL FILTER AND FUEL LINES
CODE 3515,3516,3530,3531 AND 3563
TP61812 -UN-07APR99



FUEL FILTER AND FUEL LINES
CODE 3515,3516 3530,3531 AND 3563

KEY	PART NO.	PART NAME	QTY	ENGINE SERIAL NO.	REMARKS
1	RE51649	KIT	1		FUEL FILTER
2	RE60037	FUEL LINE	1		
	R74012	SEALING WASHER	2		(NOT ILLUSTRATED)
3	51M7040	O-RING	1		
4	RE59487	FITTING	2	-706488	(CODE 3530,3531)SAE
	RE60029	FITTING	2	706489-	(CODE 3515,3516,3563) METRIC
5	RE56323	PLUG	2	-706488	(CODE 3530,3531)SAE
	RE46686	PLUG	1	706489-	(CODE 3515,3516)METRIC
6	O-RING	1		
7	PLUG	1		
8A	19M7785	SCREW	2	-795805	M10 X 25
8B	19M8328	SCREW	2	795806-	M10 X 25
9	RE50752	SEAL KIT	1		FUEL FILTER
10	RE62418	FUEL FILTER	1		(CODE 3515,3516,3563)
	RE60021	FUEL FILTER	1		(CODE 3530,3531)
11	RE63181	FILTER HEAD	1	-706488	NO LONGER AVAILABLE, (CODE 3530,3531)SAE, (SUB RE500160) (ALSO ORDER (2) RE60029 AND (2) 51M7040)
	RE60022	FILTER HEAD	1	706489-	NO LONGER AVAILABLE, (CODE 3515,3516)METRIC, (SUB RE500160)
12	RE60006	FUEL LINE	1		(CODE 3515,3530)
	RE60025	FUEL LINE	1		(CODE 3516,3531,3563)
13	14M7298	FLANGE NUT	1		M8
14	T14050	CLAMP	1		
15	R116116	BRACKET	1		
16	19M7865	SCREW	1		M8 X 16
17	RE60854	KIT	1		DRAIN VALVE
18	RE500160	KIT	1		FINAL FILTER
19	R56588	STRAP	1		(SUB FOR R501523) (USE WITH CODE 2822)EXHAUST MANIFOLD
20	24M7096	WASHER	2	795806-	

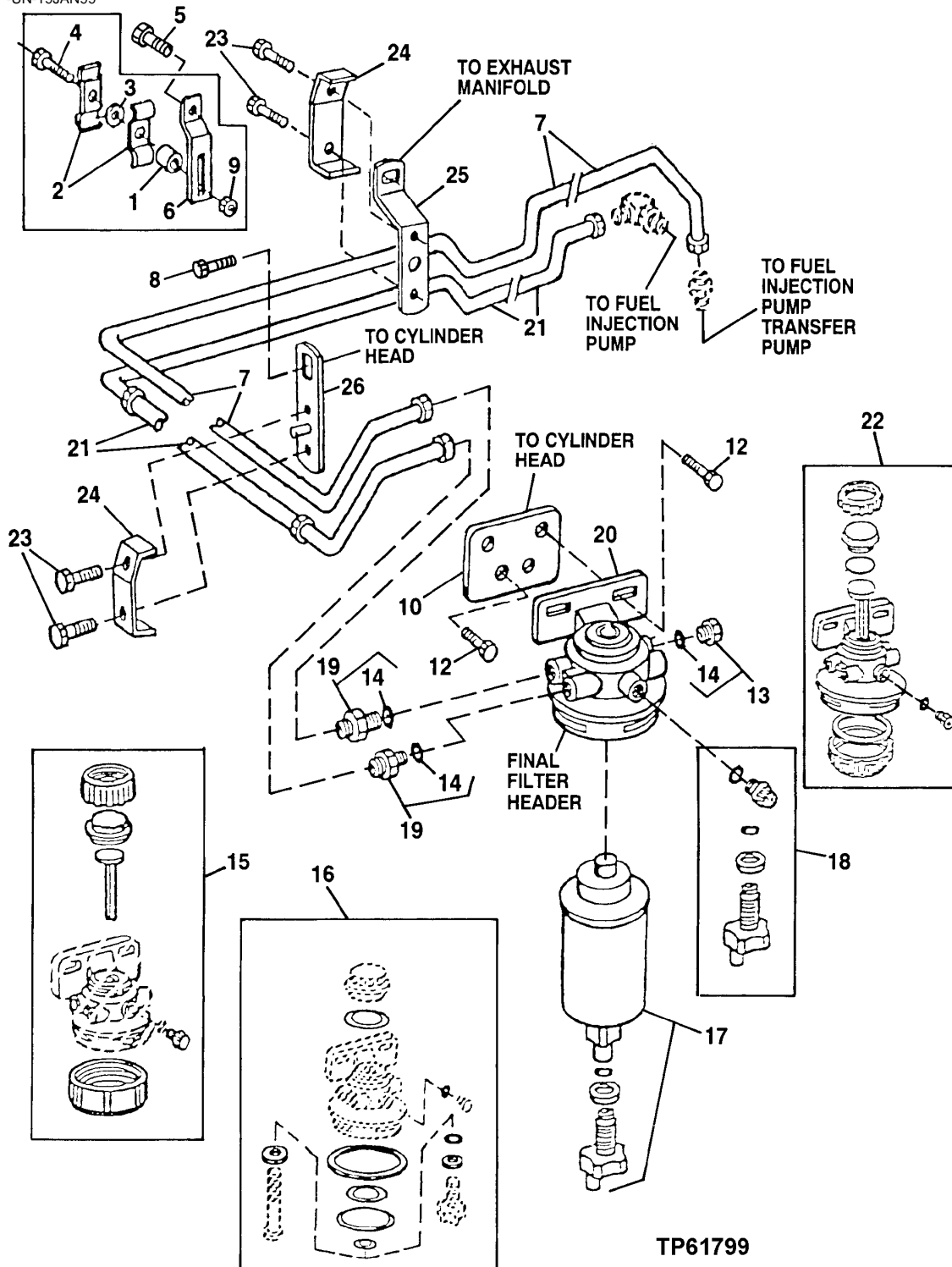
FUEL FILTERS AND FUEL LINES
 CODE 3519,3520,3534 AND 3535 FILTER
 TP55319 -UN-14MAY98



FUEL FILTER AND FUEL LINES
CODE 3519,3520,3534 AND 3535 FILTER

KEY	PART NO.	PART NAME	QTY	ENGINE SERIAL NO.	REMARKS
1	RE51649	KIT	1		FUEL FILTER
2	51M7040	O-RING	1		
3	RE59487	FITTING	2	-706488	(CODE 3534,3535)SAE
	RE60029	FITTING	2	706489-	(CODE 3519,3520)METRIC
4	RE60145	FUEL LINE	1		(CODE 3519,3534)
	RE60147	FUEL LINE	1		(CODE 3520,3535)
5	RE56323	FITTING PLUG	2	-706488	(CODE 3534,3535)SAE
	RE46686	PLUG	2	706489-	(CODE 3519,3520)METRIC
6	R123621	BRACKET	1		
7	RE62418	FILTER ELEMENT	1	-706488	(CODE 3534,3535)SAE
	RE60021	FUEL FILTER	1	706489-	(CODE 3519,3520)METRIC
8	RE50752	SEAL KIT	1		FUEL FILTER
9	RE60146	FUEL LINE	1		
	R74012	SEALING WASHER	2		
10	19M7783	SCREW	1		M10 X 16, (SUB FOR 19M7784)
11	19M7865	SCREW	1		M8 X 16
12	T14050	CLAMP	1		
13	R56588	STRAP	1		
14	14M7298	FLANGE NUT	1		M8
15	19M7811	SCREW	2		M10 X 90
16	RE63181	FILTER HEAD	1	-706488	NO LONGER AVAILABLE, (SUB RE500160) (CODE 3534,3535)SAE
	RE60022	FILTER HEAD	1	706489-	NO LONGER AVAILABLE, (SUB RE500160) (CODE 3519,3520)METRIC
17	19M7784	SCREW	2		M10 X 20
18	RE60854	KIT	1		
19	24M7239	WASHER	4		10.700 X 21 X 2.500 MM
20	RE500160	KIT	1		FINAL FILTER

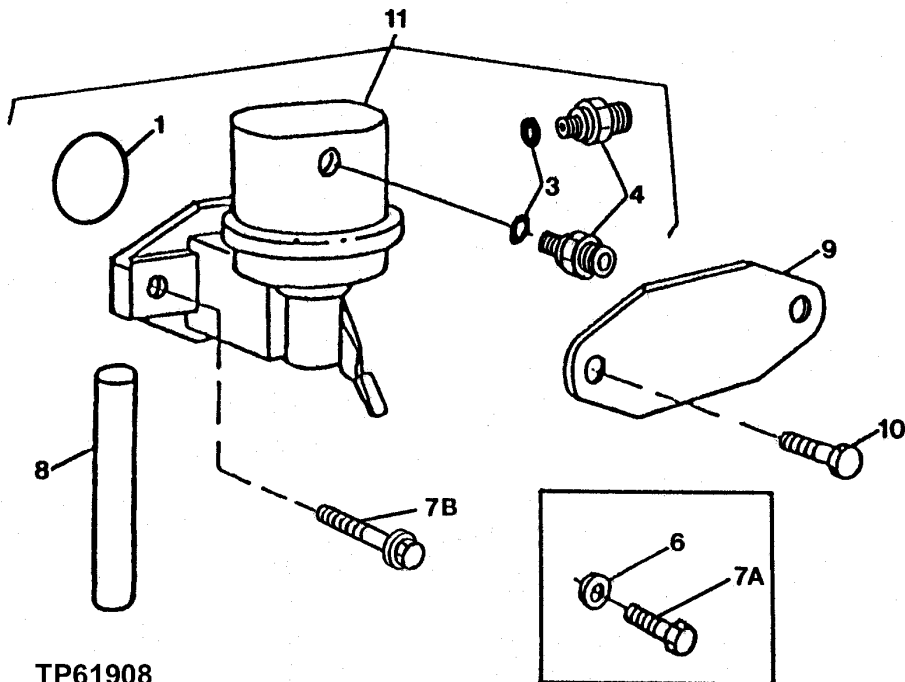
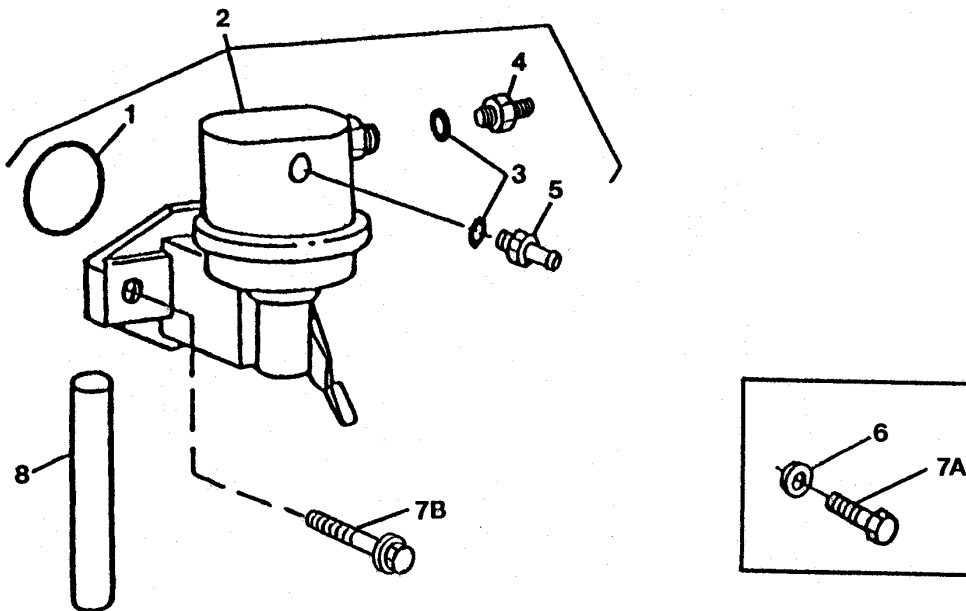
FUEL FILTER AND FUEL LINES CODE 3528
 FILTRE A COMBUSTIBLE
 KRAFTSTOFFFILTER
 FILTRO COMBUSTIBILE
 FILTRO DE COMBUSTIBLE
 BRAENSLEFILTER
 TP61799 -UN-19JAN99



FUEL FILTER AND FUEL LINES CODE 3528

KEY	PART NO.	PART NAME	QTY	ENGINE SERIAL NO.	REMARKS
1	28H1517	WASHER	1	-XXXXXX	0.493" X 0.675" X 1/4"
2	R81004	CLAMP	2	-XXXXXX	
3	24M7096	WASHER	1	-XXXXXX	10.500 X 18 X 1.600 MM
4	19M7868	SCREW	1	-XXXXXX	M8 X 30
5	19M7819	SCREW	1		M12 X 90
6	R131881	BRACKET	1	-XXXXXX	
7	RE60176	FUEL LINE	1	-XXXXXX	
	RE500461	FUEL LINE	1	XXXXXX-	
8	RE502174	ELBOW FITTING	1		(SUB FOR RE60187)
9	14M7298	FLANGE NUT	1	-XXXXXX	M8
10	R123566	BRACKET	1		
11	RE60031	FITTING	1		
12	19M7784	SCREW	4		M10 X 20
13	RE56323	PLUG	2	-706488	SAE
	RE46686	PLUG	2	706489-	METRIC
14	R26286	O-RING	4		
15	RE51649	KIT	1		
16	RE50752	SEAL KIT	1		
17	RE62419	FUEL FILTER	1		(INCLUDES O-RING, WASHER, DRAIN VALVE)
18	RE60854	KIT	1		(VALVE)
19	R120462	FITTING	2	-706488	SAE
	RE60030	FITTING	2	706489-	METRIC
20	RE63181	FILTER HEAD	1	-706488	SAE, (SUB RE500160)
	RE60022	FILTER HEAD	1	706489-	METRIC, (SUB RE500160)
21	RE60178	FUEL LINE	1	-XXXXXX	
	RE500462	FUEL LINE	1	XXXXXX-	
	RE500160	KIT	1		FINAL FILTER
23	19M7752	CAP SCREW	4	XXXXXX-	
24	R136082	CLAMP	2	XXXXXX-	
25	R136079	BRACKET	1	XXXXXX-	
26	R136081	BRACKET	1	XXXXXX-	

FUEL TRANSFER PUMP
 CODE 3701, 3702, 3799
 TP61908 -UN-09AUG99



TP61908

**FUEL TRANSFER PUMP
CODE 3701, 3702, 3799**

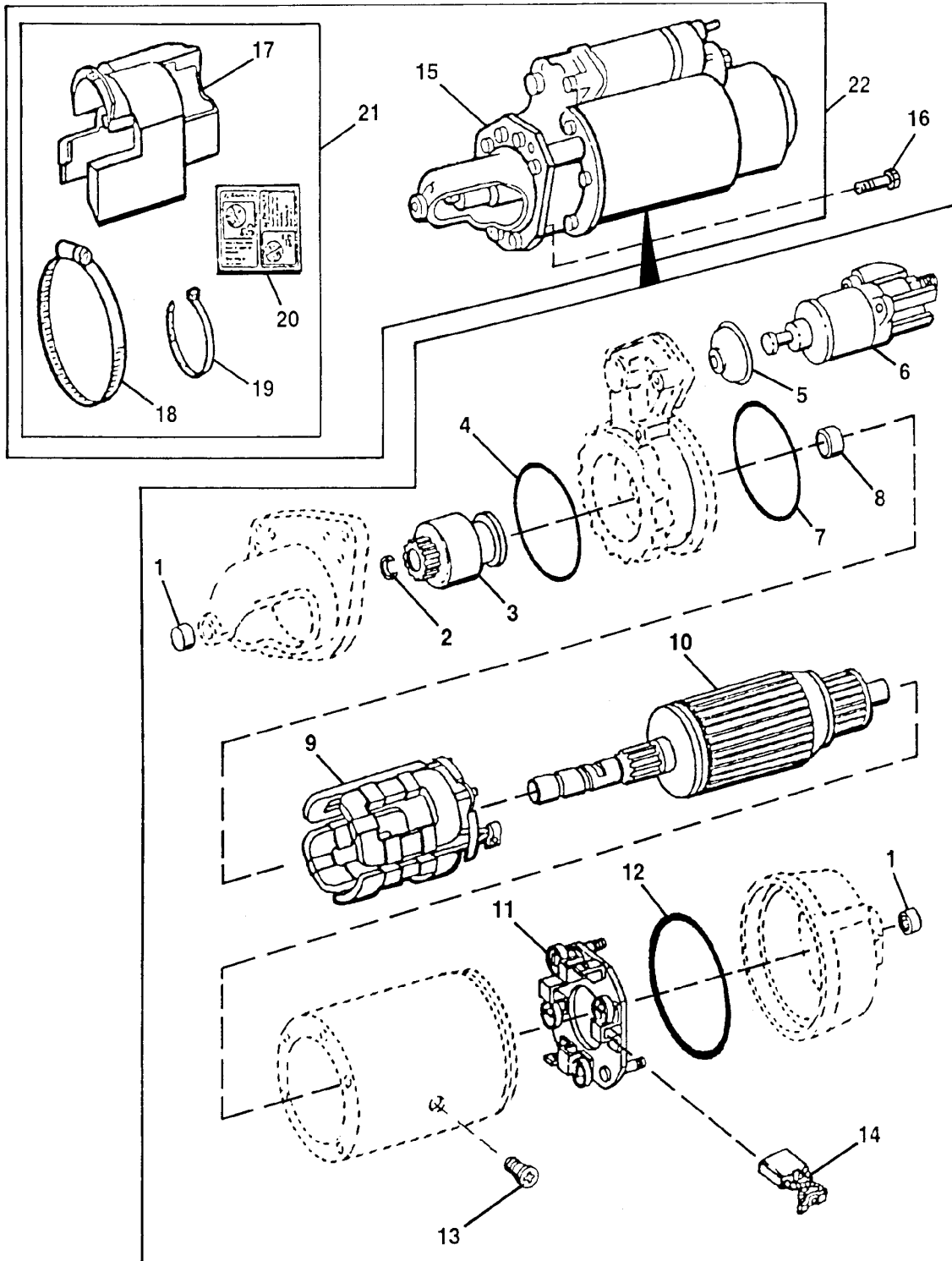
KEY	PART NO.	PART NAME	QTY	ENGINE SERIAL NO.	REMARKS
1	R123273	O-RING	1		(CODE 3701,3702)
2	RE68345	FUEL PUMP	1		(CODE 3702)
3	R500271	O-RING	2		(CODE 3701, 3702)
4	R500270	FITTING	1		(CODE 3701,3702)OUTLET
5	R500269	FITTING	1		(CODE 3702)INLET
6	24M7055	WASHER	2	-XXXXXX	8.400 X 16 X 1.600 MM, (CODE 3701,3702)
7A	RE66298	CAP SCREW	2	-XXXXXX	
7B	RE504233	CAP SCREW	2	XXXXXX-	
8	R133405	PUSH ROD	1		(CODE 3701,3702)
9	R123396	COVER	1		(CODE 3799) (WITHOUT FUEL TRANSFER PUMP)
10	RE66334	CAP SCREW	2		(CODE 3799) (WITHOUT FUEL TRANSFER PUMP)
11	RE66153	FUEL PUMP	1		(CODE 3701)

MEMORANDA

MEMORANDA

**STARTING MOTOR AND SOLENOID KIT
(CODE 3001: 24-VOLT NIPPONDENSO)
(ENGINE SERIAL NO. -709445)**

TP50841 -UN-12JUN98



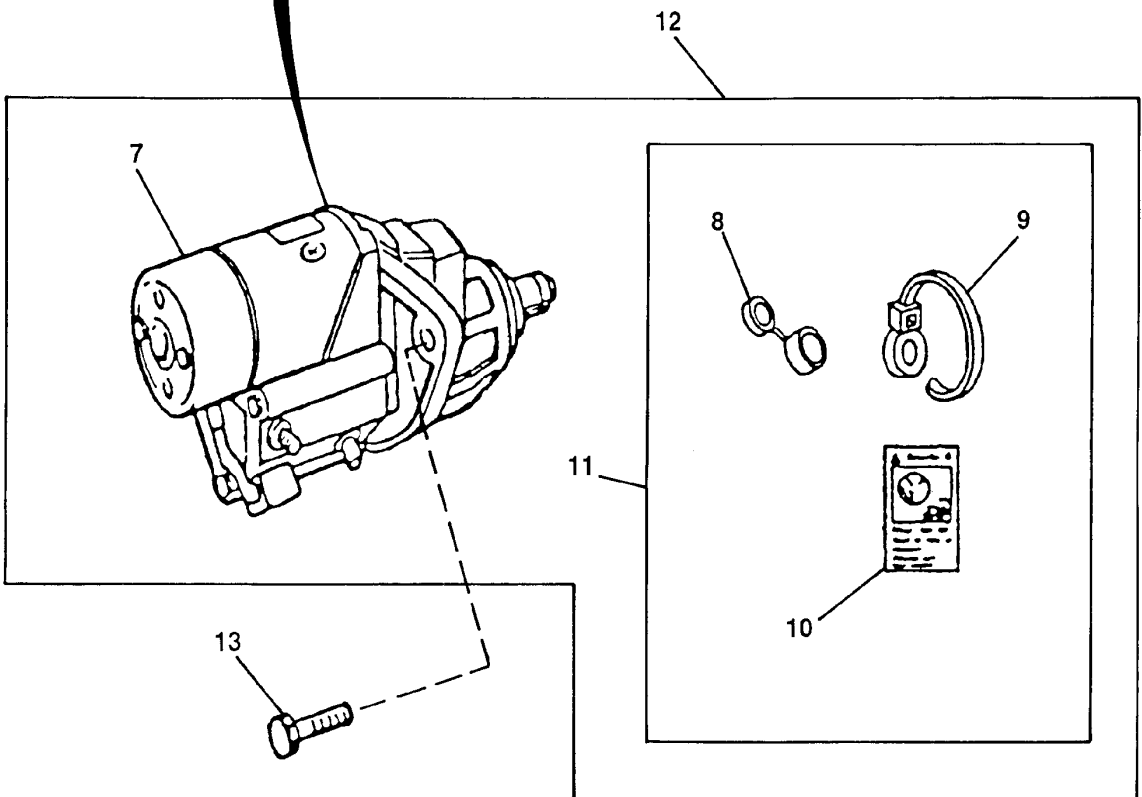
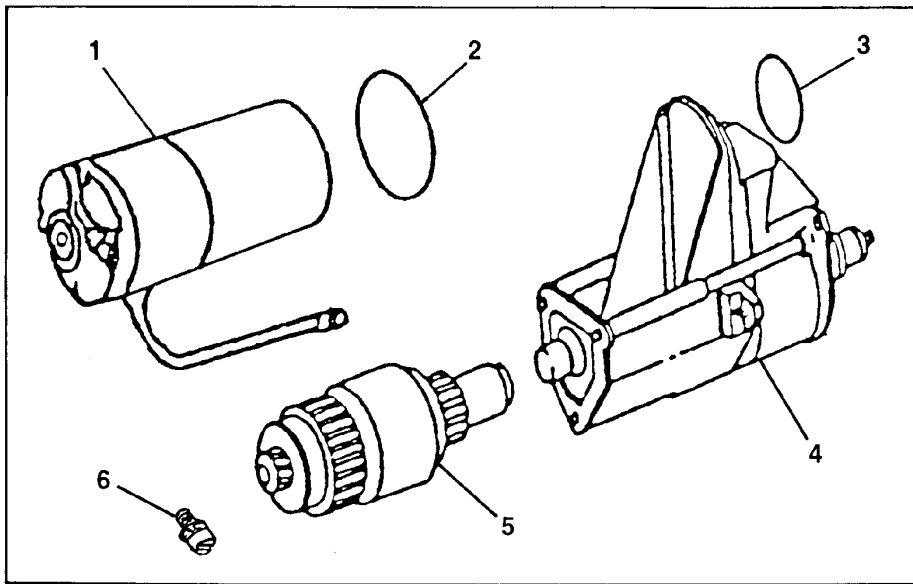
TP50841

**STARTING MOTOR AND SOLENOID KIT
(CODE 3001: 24-VOLT NIPPONDENSO)
(ENGINE SERIAL NO. -709445)**

KEY	PART NO.	PART NAME	QTY	ENGINE SERIAL NO.	REMARKS
1	RE39251	NEEDLE BEARING	2		
2	R50902	SNAP RING	1		
3	RE39249	CLUTCH	1		
4	R50901	WASHER	1		86.004 X 91.999 X 2.007 MM (3.386" X 3.622" X 0.079")
5	R100513	COVER	1		
6	RE39242	SWITCH	1		
7	R100511	O-RING	1		108 X 2 MM (4.252" X 0.079")
8	R100509	BUSHING	1		
9	RE39244	FIELD WINDING COIL	1		
10	RE39246	ARMATURE	1		
11	RE39250	CARBON BRUSH HOLDER	1		
12	R100512	O-RING	1		124 X 2 MM (4.882" X 0.079")
13	R100508	SCREW	1		M10 X 12.500
14	RE39247	BRUSH	1		(SUB FOR RE39248)
15	STARTER MOTOR	1		(JD RE59584 24-VOLT NIPPONDENSO)
16	19M7786	SCREW	3		M10 X 30
17	COVER	1		
18	TY22471	CLAMP	1		
19	R76477	TIE BAND	1		
20	T146102	LABEL	1		
21	RE45329	COVER	1		
22	KIT	1		(STARTER AND SOLENOID KIT) (RE65173 NO LONGER AVAILABLE) (SUB RE70961)

STARTING MOTOR AND SOLENOID KIT
(CODE 3001: 24-VOLT NIPPONDENSO)
(ENGINE SERIAL NO.709446-)

TP50833 -UN-15APR99



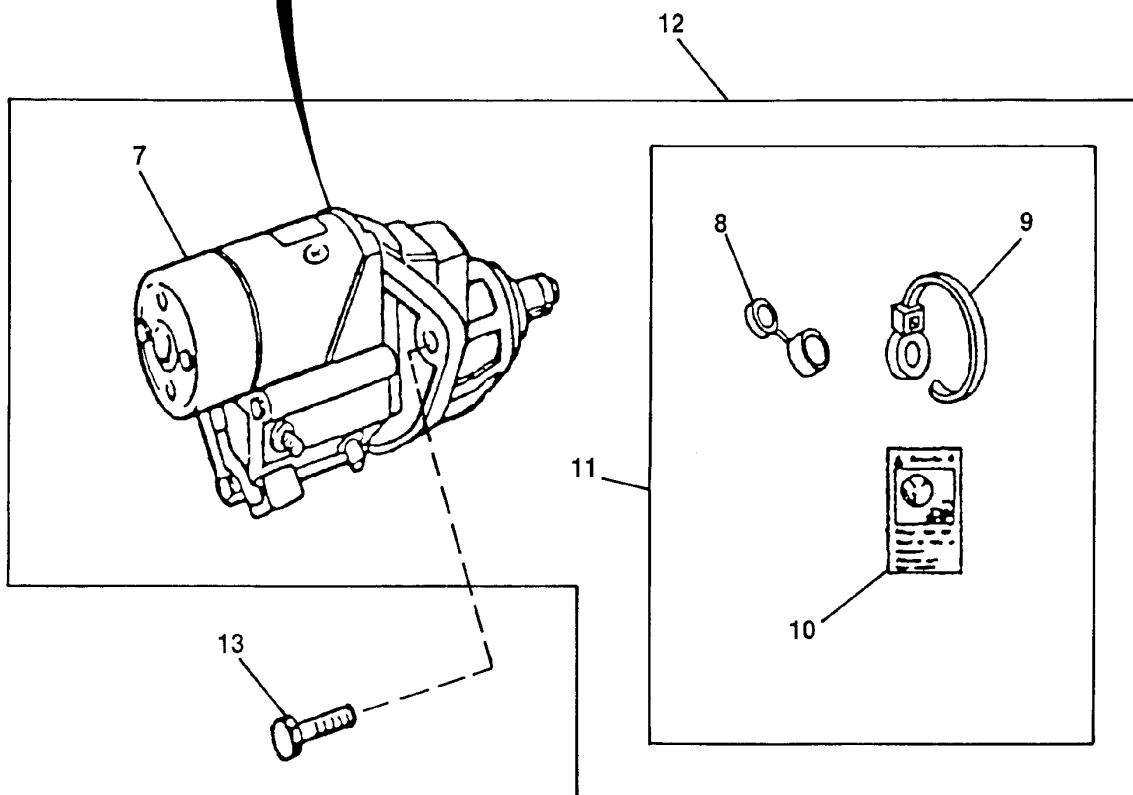
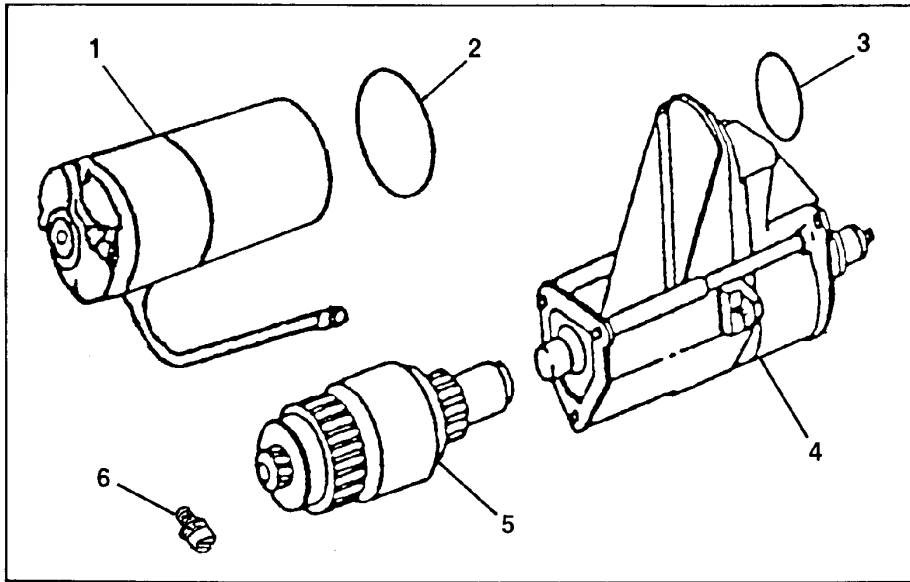
TP50833

**STARTING MOTOR AND SOLENOID KIT
(CODE 3001: 24-VOLT NIPPONDENSO)
(ENGINE SERIAL NO.709446-)**

KEY	PART NO.	PART NAME	QTY	ENGINE SERIAL NO.	REMARKS
1	MOTOR	1		
2	R135509	SEAL	1		
3	R135510	O-RING	1		
4	RE70681	SWITCH	1		
5	RE70487	CLUTCH	1		
6	RE71256	SCREW, WITH WASHER	1		M5 X .8
7	STARTER MOTOR	1		(JD RE70475 24-VOLT NIPPONDENSO)
8	COVER	1		
9	R96703	TIE BAND	1		
10	T146102	LABEL	1		(BYPASS START)
11	RE70756	KIT	1		(SOLENOID KIT)
12	RE70961	STARTER MOTOR KIT	1		(STARTER AND SOLENOID KIT)
13	19M7786	SCREW	3		M10 X 30
14	R71835	GASKET	1		

STARTING MOTOR AND SOLENOID KIT
(CODE 3002: 24-VOLT NIPPONDENSO)
(ENGINE SERIAL NO.709446-)

TP50833 -UN-15APR99



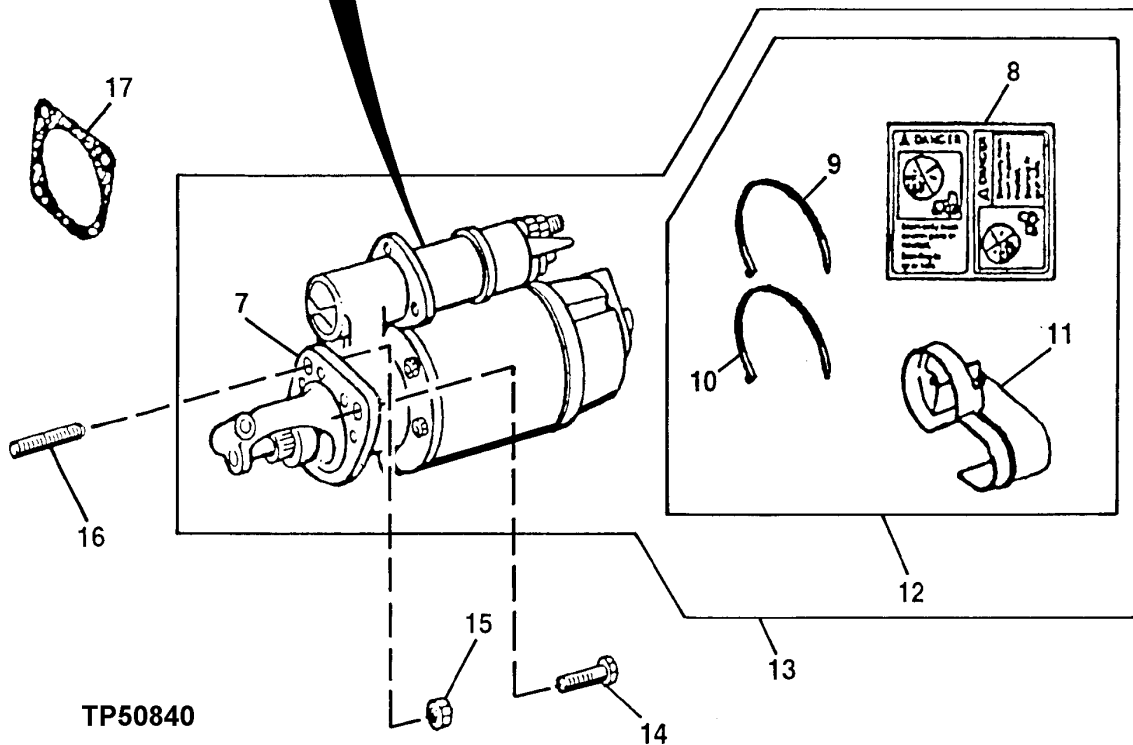
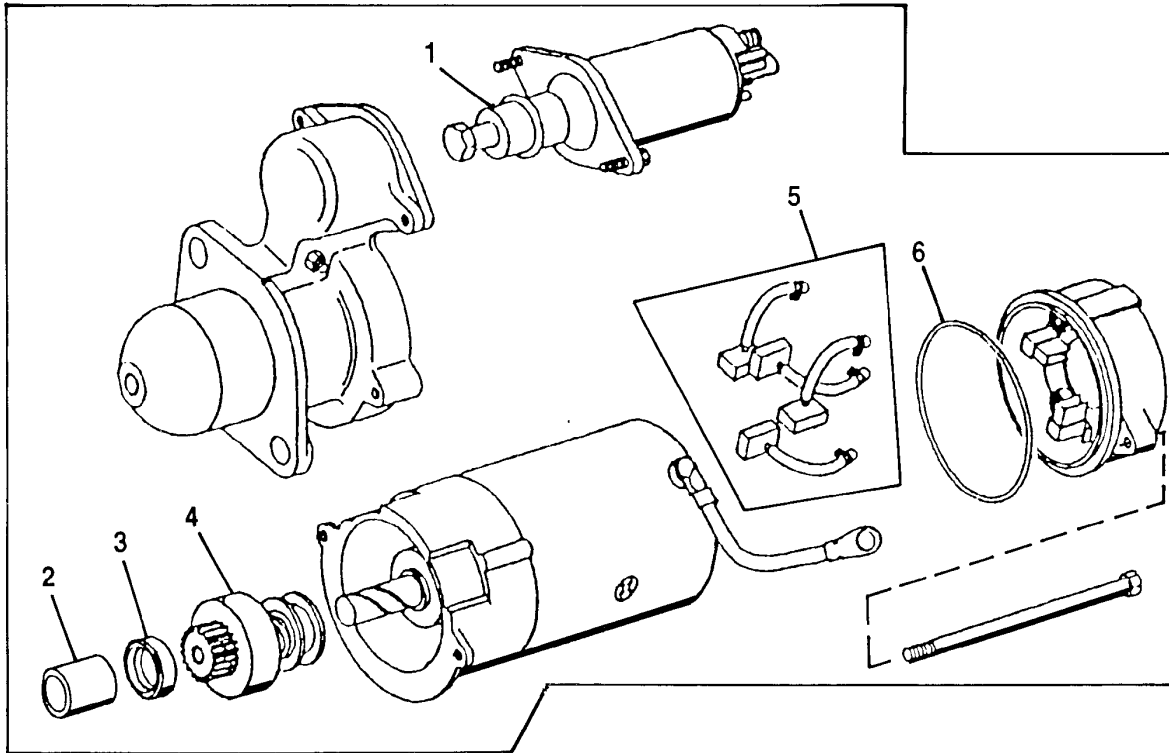
TP50833

**STARTING MOTOR AND SOLENOID KIT
(CODE 3002: 24-VOLT NIPPONDENSO)
(ENGINE SERIAL NO.709446-)**

KEY	PART NO.	PART NAME	QTY	ENGINE SERIAL NO.	REMARKS
1	MOTOR	1		
2	R135509	SEAL	1		
3	R135510	O-RING	1		
4	RE70678	SWITCH	1		
5	RE70682	CLUTCH	1		
6	RE71256	SCREW, WITH WASHER	1	M5 X .8	
7	STARTER MOTOR	1	(JD RE69705 24-VOLT NIPPONDENSO)	
8	COVER	1		
9	R96703	TIE BAND	1		
10	T146102	LABEL	1	(BYPASS START)	
11	RE70756	KIT	1	(SOLENOID KIT)	
12	RE70958	KIT	1	(STARTER AND SOLENOID KIT)	
13	19M7786	SCREW	3	M10 X 30	
14	R71835	GASKET	1		

STARTING MOTOR AND SOLENOID KIT
(CODE 3004: 12-VOLT DELCO-REMY)

TP50840 -UN-12JUN98



TP50840

**STARTING MOTOR AND SOLENOID KIT
(CODE 3004: 12-VOLT DELCO-REMY)**

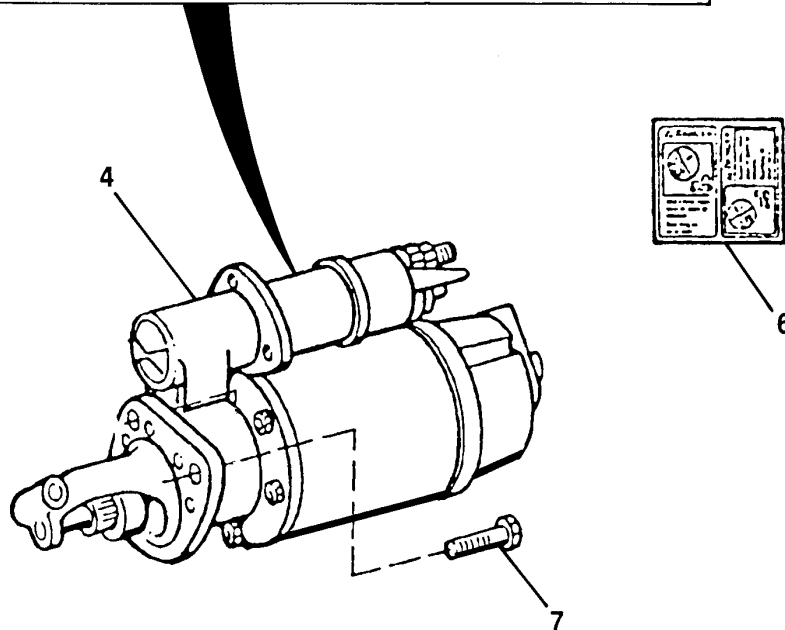
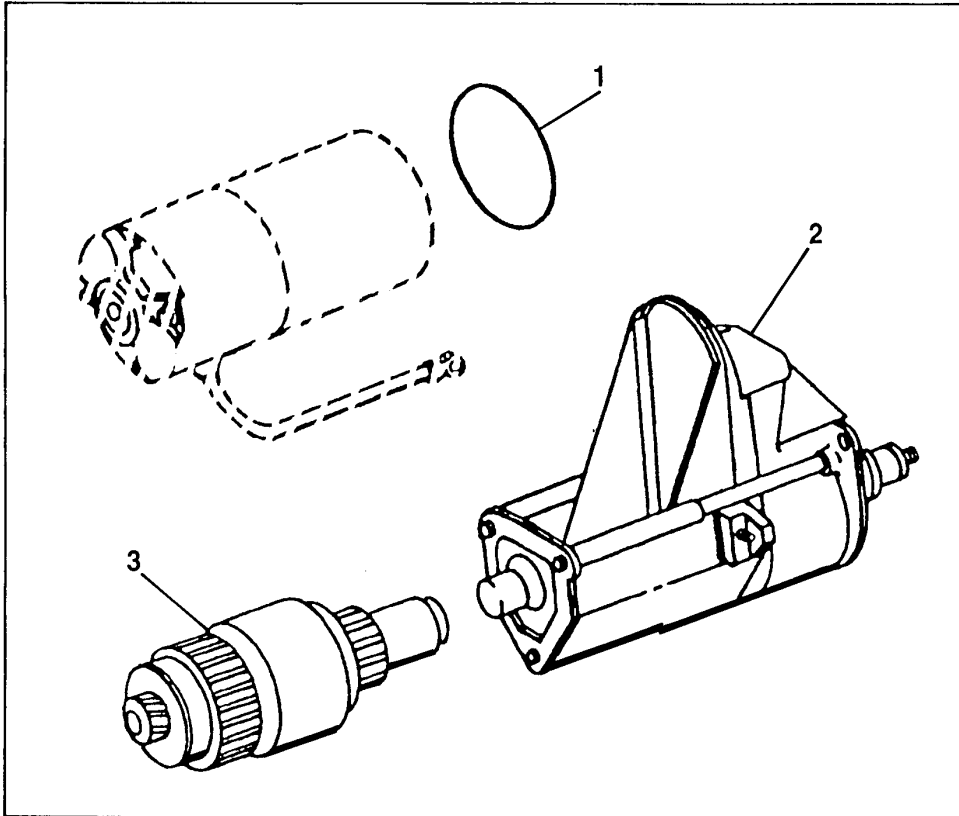
KEY	PART NO.	PART NAME	QTY	ENGINE SERIAL NO.	REMARKS
1	RE49984	SWITCH	1		(SOLENOID)
2	R112923	BUSHING	1		
3	R112922	STOP	1		
4	RE49985	BENDIX DRIVE	1		
5	RE49986	BRUSH SET	1		
6	R112926	O-RING	1		
7	STARTER MOTOR	1		(JD RE60654 12-VOLT DELCO-REMY)
8	T146102	LABEL	1		
9	R44302	TIE BAND	1		
10	R76477	TIE BAND	1		
11	SHIELD	1		
12	RE50096	KIT	1		(SOLENOID PROTECTION)
13	RE62916	STARTER MOTOR KIT	1		(STARTER AND SOLENOID KIT)
14	19M7785	SCREW	1		M10 X 25
15	14M7296	FLANGE NUT	1		M10
16	42M7058	STUD	1		
17	R71835	GASKET	AR		

1F23

STARTING MOTOR
(CODE 3005: 12-VOLT NIPPONDENSO)

TP50835

-UN-12JUN98



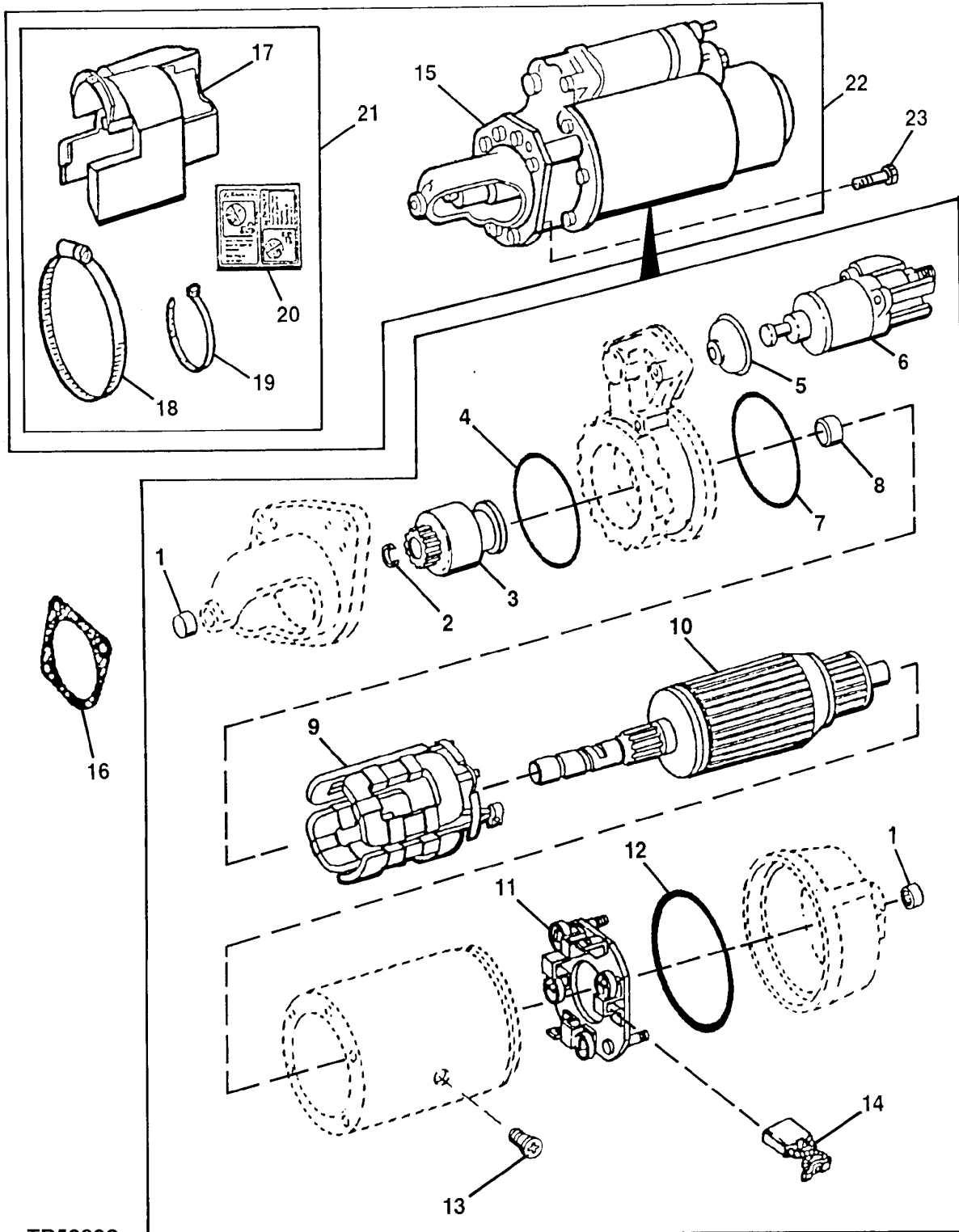
TP50835

**STARTING MOTOR
(CODE 3005: 12-VOLT NIPPONDENSO)**

KEY	PART NO.	PART NAME	QTY	ENGINE SERIAL NO.	REMARKS
1	R114292	SEAL	1	(SOLENOID)	
2	RE54100	SWITCH	1	(SOLENOID)	
3	RE51453	CLUTCH	1		
4	RE59588	STARTER MOTOR	1		
5	R53108	GASKET	1		
6	T146102	LABEL	1		
7	19M7786	SCREW	2	M10 X 30	

STARTING MOTOR AND SOLENOID KIT
 (CODE 3006: 12-VOLT NIPPONDENSO)
 (ENGINE SERIAL NO. -709445)

TP50832 -UN-12JUN98



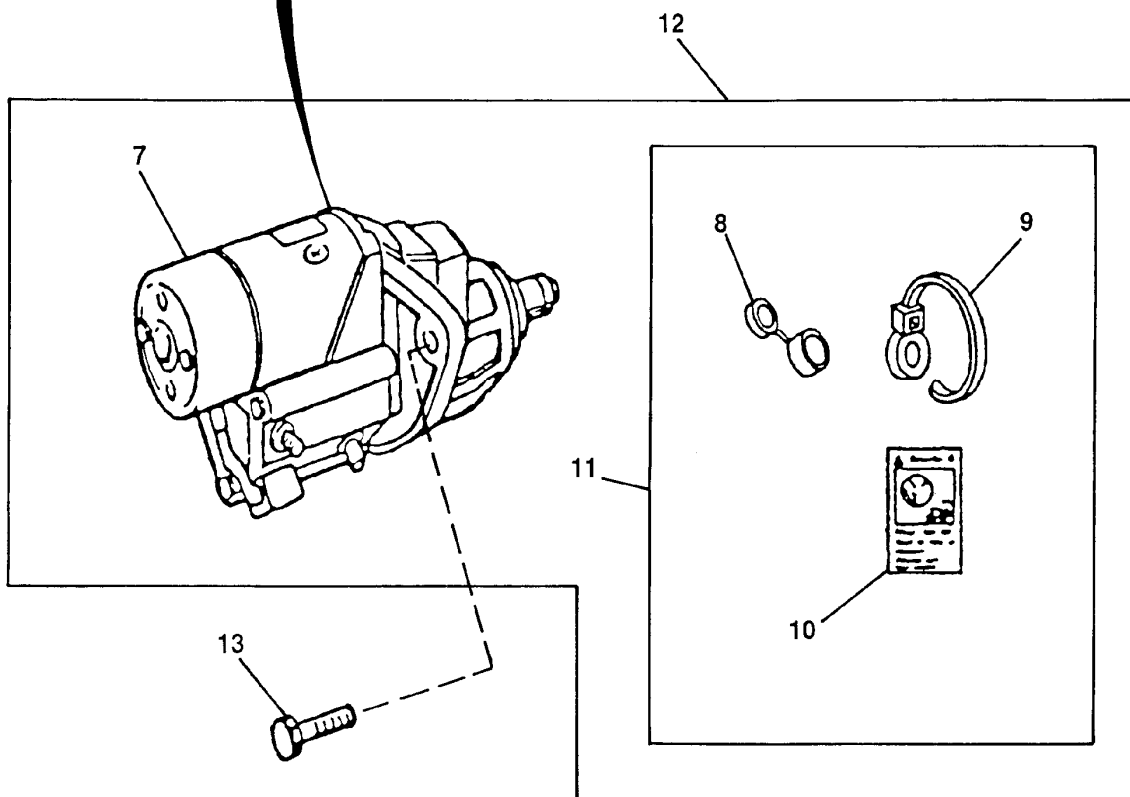
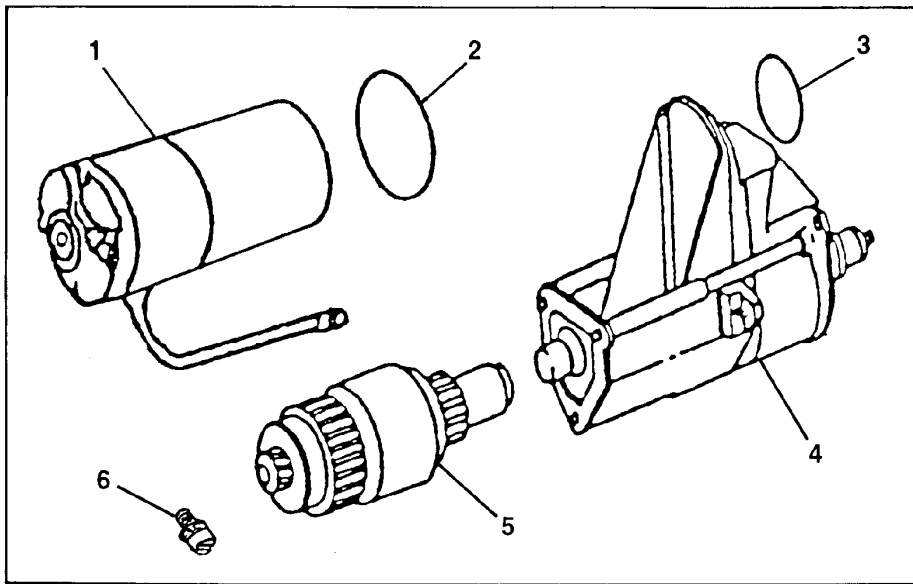
TP50832

**STARTING MOTOR AND SOLENOID KIT
(CODE 3006: 12-VOLT NIPPONDENSO)
(ENGINE SERIAL NO. -709445)**

KEY	PART NO.	PART NAME	QTY	ENGINE SERIAL NO.	REMARKS
1	RE39251	NEEDLE BEARING	2		
2	R50902	SNAP RING	1		
3	RE39249	CLUTCH	1		
4	R124581	WASHER	1		
5	R100513	COVER	1		
6	RE42777	SWITCH	1		
7	R100511	O-RING	1	108 X 2 MM (4.252" X 0.079")	
8	R100509	BUSHING	1		
9	RE39243	FIELD WINDING COIL	4		
10	RE39245	ARMATURE	1		
11	RE39250	CARBON BRUSH HOLDER	1		
12	R100512	O-RING	1	124 X 2 MM (4.882" X 0.079")	
13	R100508	SCREW	1	M10 X 12.500	
14	RE39247	BRUSH	1	(SUB FOR RE39248)	
15	STARTER MOTOR	1	(JD RE59589 12-VOLT NIPPONDENSO)	
16	R53108	GASKET	1		
17	COVER	1		
18	TY22471	CLAMP	1		
19	R76477	TIE BAND	1		
20	T146102	LABEL	1		
21	RE45329	COVER	1		
22	KIT	1	(STARTER AND SOLENOID KIT) (RE65176 NO LONGER AVAILABLE) (SUB RE70957)	
23	19M7786	SCREW	3	M10 X 30	

STARTING MOTOR AND SOLENOID KIT
(CODE 3006: 12-VOLT NIPPONDENSO)
(ENGINE SERIAL NO.709446-)

TP50833 -UN-15APR99



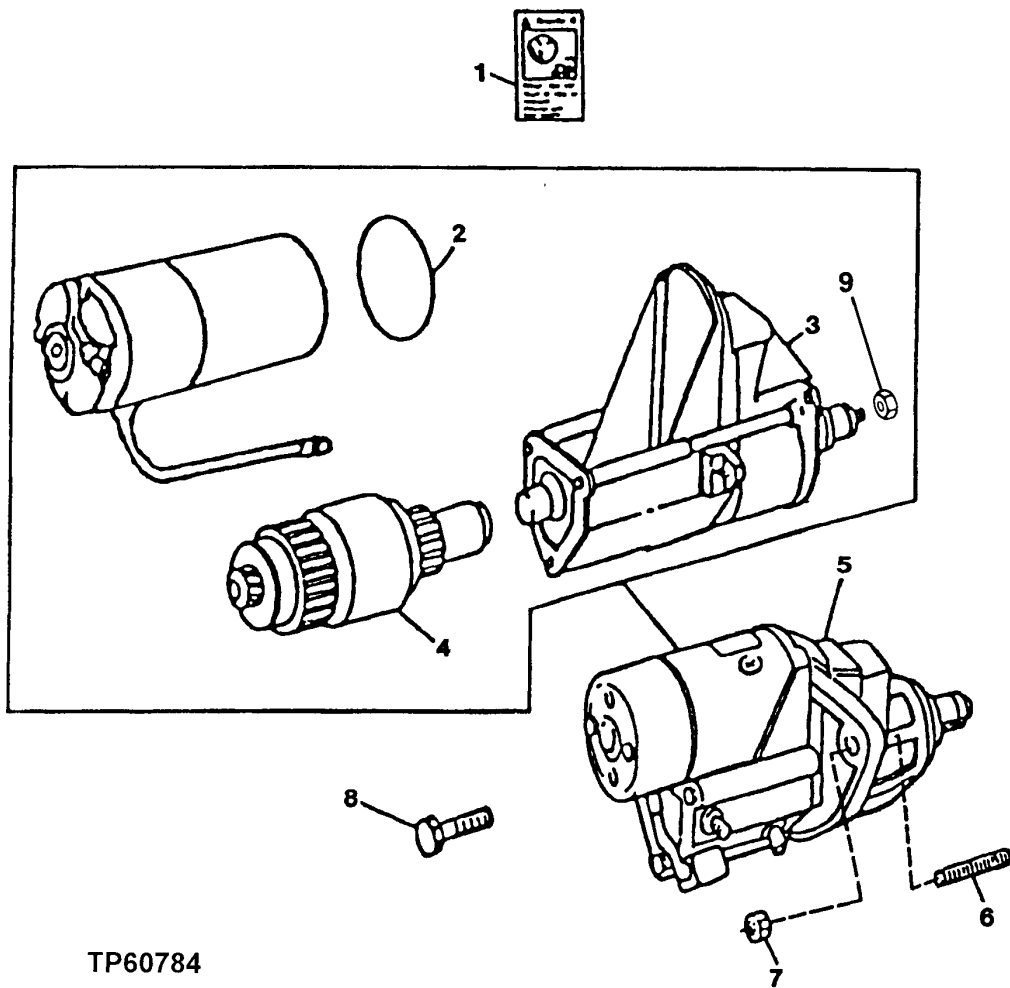
TP50833

**STARTING MOTOR AND SOLENOID KIT
(CODE 3006: 12-VOLT NIPPONDENSO)
(ENGINE SERIAL NO.709446-)**

KEY	PART NO.	PART NAME	QTY	ENGINE SERIAL NO.	REMARKS
1	MOTOR	1		
2	R135509	SEAL	1		
3	R135510	O-RING	1		
4	RE70486	SWITCH	1		
5	RE70487	CLUTCH	1		
6	RE71256	SCREW, WITH WASHER	1	M5 X .8	
7	STARTER MOTOR	1	(JD RE69704 12-VOLT NIPPONDENSO)	
8	COVER	1		
9	R96703	TIE BAND	1		
10	T146102	LABEL	1	(BYPASS START)	
11	RE70756	KIT	1	(SOLENOID KIT)	
12	RE70957	STARTER MOTOR KIT	1	(STARTER AND SOLENOID KIT)	
13	19M7786	SCREW	3	M10 X 30	
14	R71835	GASKET	1		

STARTING MOTOR
(CODE 3007: 12-VOLT NIPPONDENSO)

TP60784 -UN-21DEC98



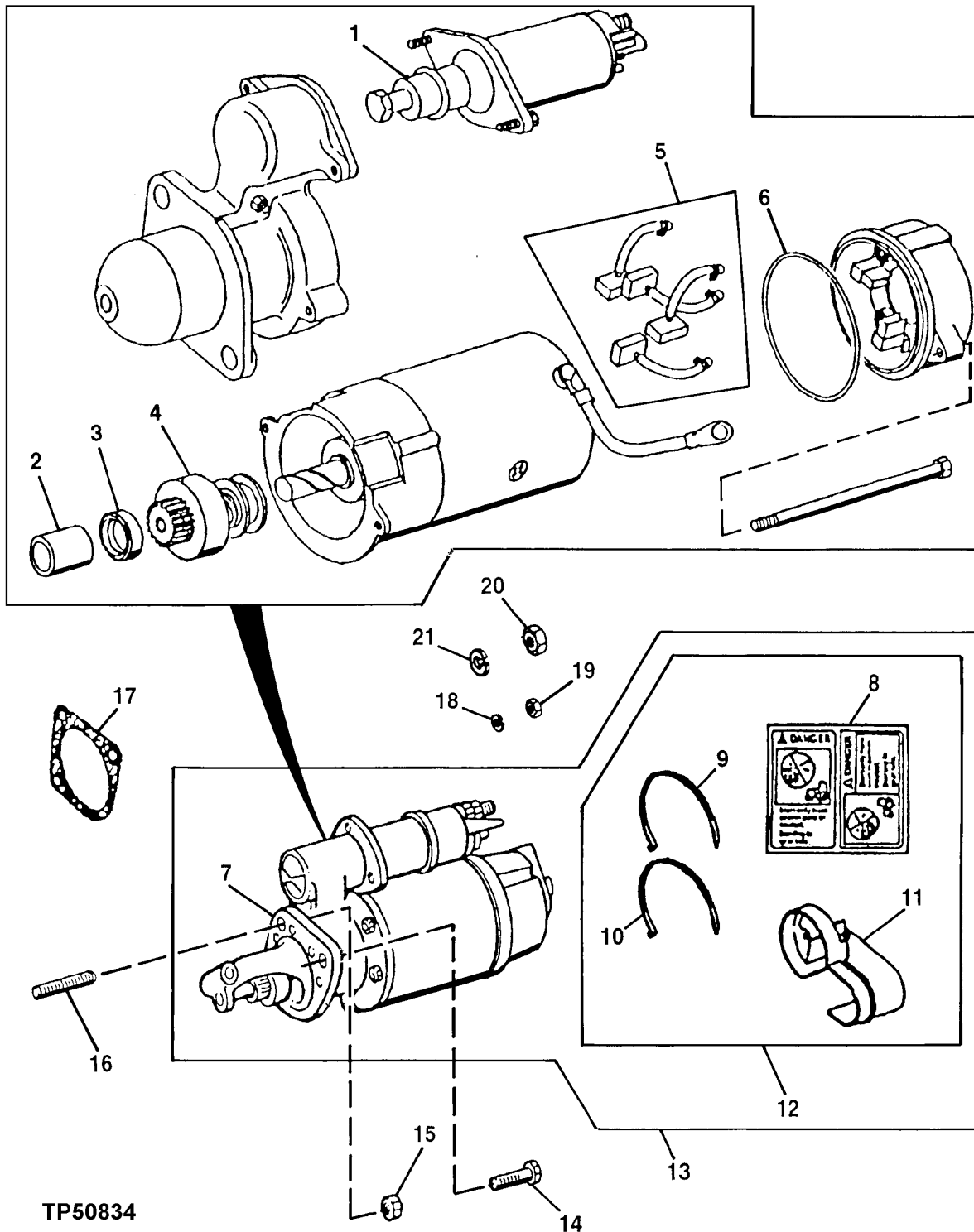
TP60784

**STARTING MOTOR
(CODE 3007 AND 3028: 12-VOLT NIPPONDENSO)**

KEY	PART NO.	PART NAME	QTY	ENGINE SERIAL NO.	REMARKS
1	T146102	LABEL	1		(BYPASS START)
2	R114317	PACKING	1		
3	RE54099	SWITCH	1		
4	RE23378	CLUTCH	1	-708878	
	RE70269	CLUTCH	1	708879-	
5	STARTER MOTOR	1	-708878	(12-VOLT NIPPONDENSO) (RE54092 NO LONGER AVAILABLE)
	RE68470	STARTER MOTOR	1	708879-	(12-VOLT NIPPONDENSO)
6	42M7058	STUD	1		
7	14M7296	FLANGE NUT	1		M10
8	19M7786	SCREW	1		M10 X 30
9	14M7274	NUT	1		M10

STARTING MOTOR AND SOLENOID KIT
(CODE 3008: 12-VOLT DELCO-REMY)

TP50834 -UN-11JUN98

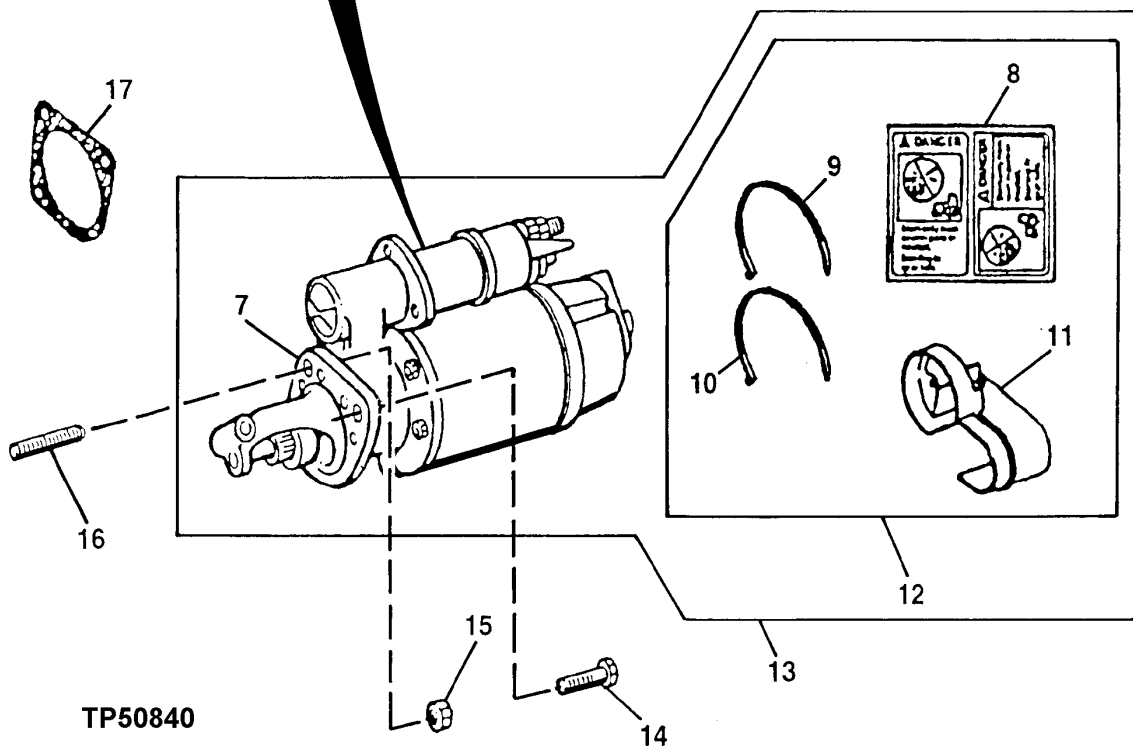
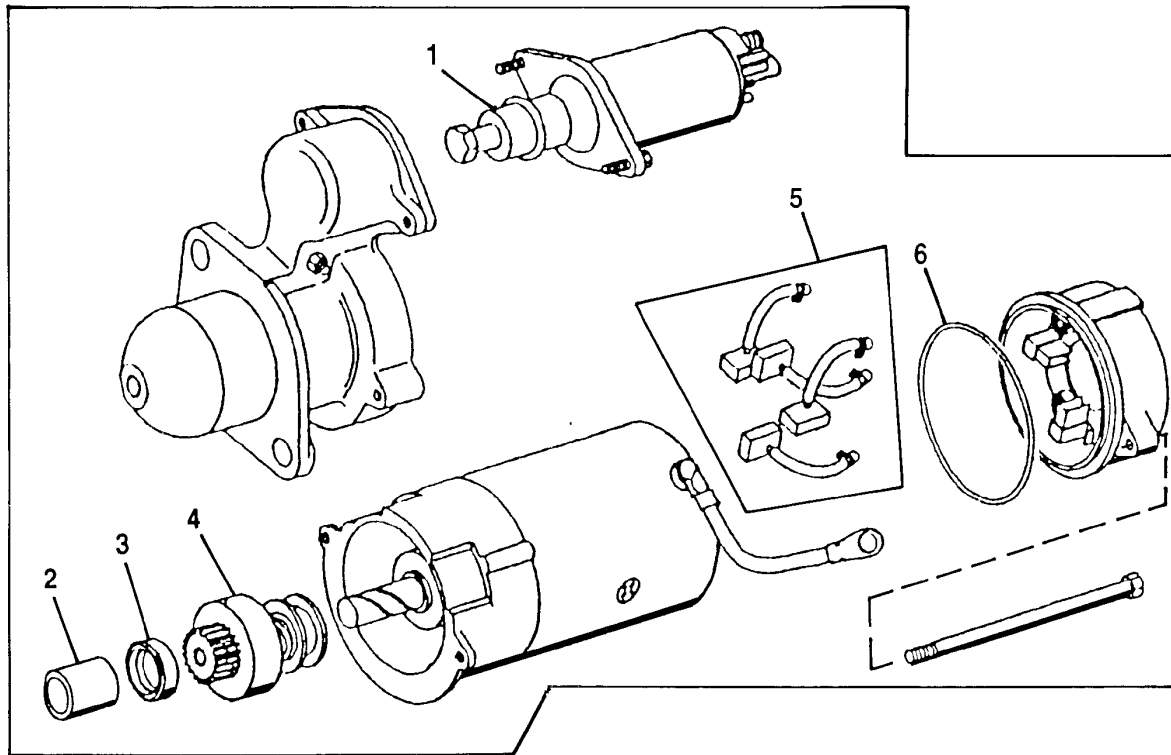


**STARTING MOTOR AND SOLENOID KIT
(CODE 3008: 12-VOLT DELCO-REMY)**

KEY	PART NO.	PART NAME	QTY	ENGINE SERIAL NO.	REMARKS
1	RE49984	SWITCH	1		(SOLENOID)
2	R112923	BUSHING	1		
3	R112922	STOP	1		
4	RE52121	BENDIX DRIVE	1		
5	RE49986	BRUSH SET	1		
6	R112926	O-RING	1		
7	STARTER MOTOR	1		(JD RE51723 12-VOLT DELCO-REMY)
8	T146102	LABEL	1		
9	R44302	TIE BAND	1		
10	R76477	TIE BAND	1		
11	SHIELD	1		
12	RE50096	KIT	1		(SOLENOID PROTECTION)
13	RE52119	STARTER MOTOR KIT	1		(STARTER AND SOLENOID KIT)
14	19M7785	SCREW	1		M10 X 25
15	14M7296	FLANGE NUT	1		M10
16	42M7058	STUD	1		
17	R71835	GASKET	1		
18	12M7064	LOCK WASHER	1		5.100 MM
19	14M7297	NUT	1		M5
20	14M7274	NUT	1		M10
21	12M7066	LOCK WASHER	1		10.200 MM

STARTING MOTOR AND SOLENOID KIT
(CODE 3009: 24-VOLT DELCO-REMY)

TP50840 -UN-12JUN98



TP50840

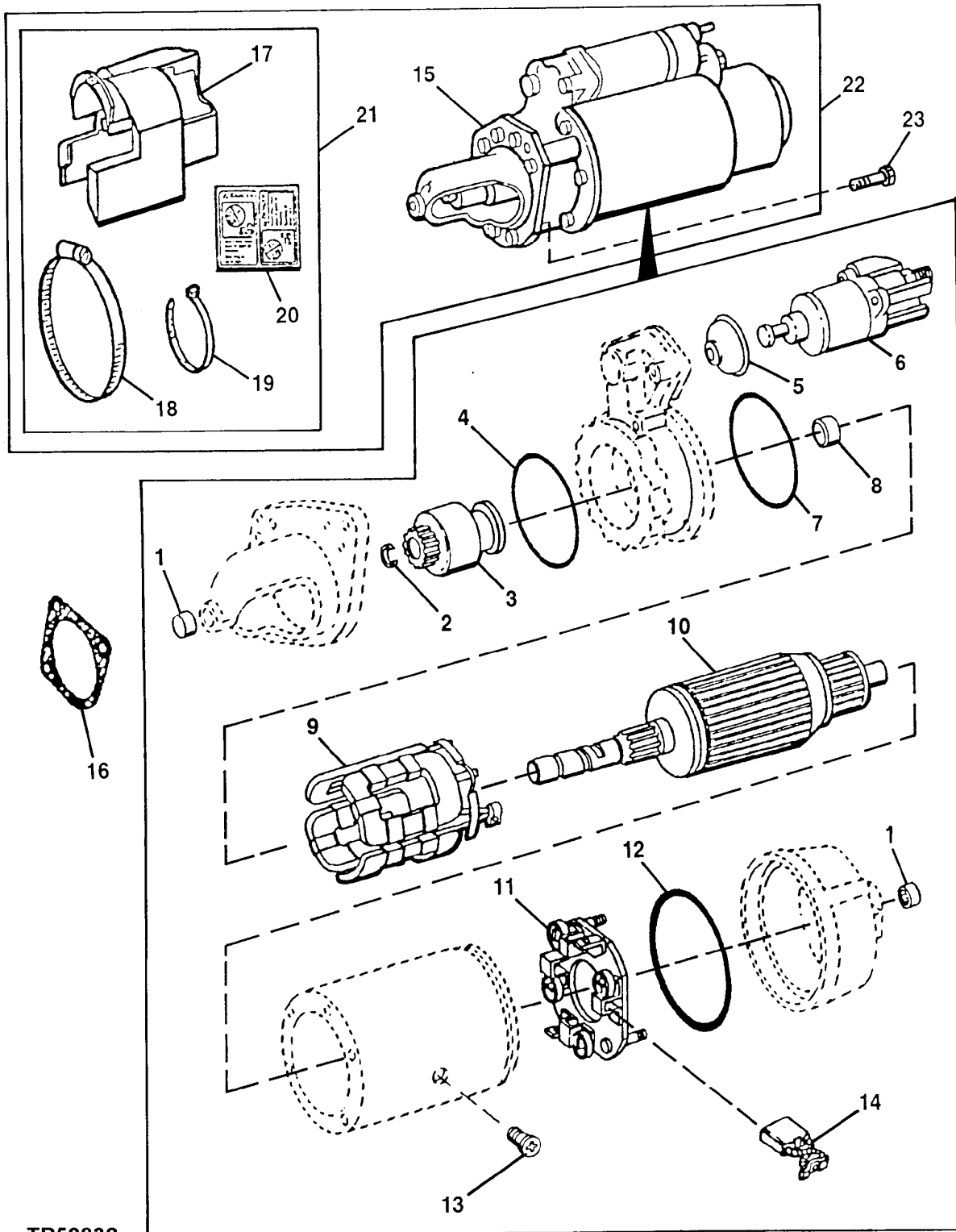
THIS PARTS LISTING IS CONTINUED

**STARTING MOTOR AND SOLENOID KIT
(CODE 3009: 24-VOLT DELCO-REMY)**

KEY	PART NO.	PART NAME	QTY	ENGINE SERIAL NO.	REMARKS
1	RE52122	SWITCH	1		(SOLENOID)
2	R112923	BUSHING	1		
3	R112922	STOP	1		
4	RE52124	BENDIX DRIVE	1		
5	RE52125	BRUSH SET	1		
6	R112926	O-RING	1		
7	STARTER MOTOR	1		(JD RE51725 24-VOLT DELCO-REMY)
8	T146102	LABEL	1		
9	R44302	TIE BAND	1		
10	R76477	TIE BAND	1		
11	SHIELD	1		
12	RE50096	KIT	1		(SOLENOID PROTECTION)
13	RE52120	STARTER MOTOR KIT	1		(STARTER AND SOLENOID KIT)
14	19M7785	SCREW	1		M10 X 25
15	14M7296	FLANGE NUT	1		M10
16	42M7058	STUD	1		
17	R71835	GASKET	1		

STARTING MOTOR AND SOLENOID KIT
 (CODE 3010: 12-VOLT NIPPONDENSO)
 (ENGINE SERIAL NO. -709445)

TP50832 -UN-12JUN98



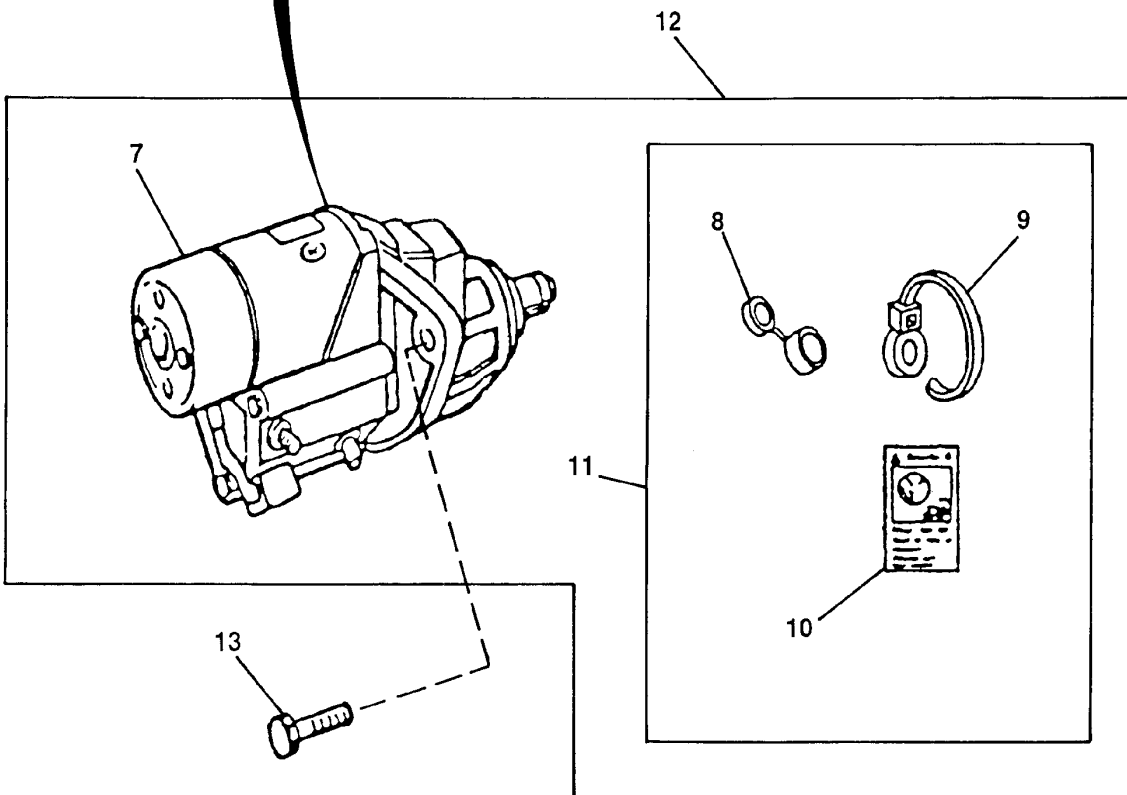
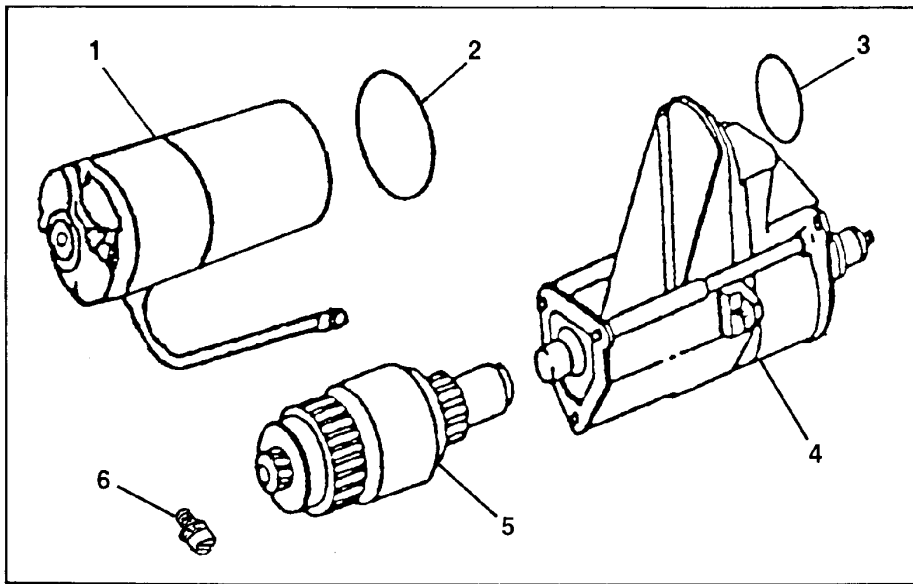
TP50832

**STARTING MOTOR AND SOLENOID KIT
(CODE 3010: 12-VOLT NIPPONDENSO)
(ENGINE SERIAL NO. -709445)**

KEY	PART NO.	PART NAME	QTY	ENGINE SERIAL NO.	REMARKS
1	RE39251	NEEDLE BEARING	2		
2	R50902	SNAP RING	1		
3	RE39249	CLUTCH	1		
4	R50901	WASHER	1		86.004 X 91.999 X 2.007 MM (3.386" X 3.622" X 0.079")
5	R100513	COVER	1		
6	RE42777	SWITCH	1		
7	R100511	O-RING	1		108 X 2 MM (4.252" X 0.079")
8	R100509	BUSHING	1		
9	FIELD WINDING COIL	1		
10	ARMATURE	1		
11	RE55087	CARBON BRUSH HOLDER	1		
12	R100512	O-RING	1		124 X 2 MM (4.882" X 0.079")
13	R100508	SCREW	1		M10 X 12.500
14	RE39247	BRUSH	1		(SUB FOR RE39248)
15	STARTER MOTOR	1		(JD RE59583 12-VOLT NIPPONDENSO)
16	R53108	GASKET	1		
17	COVER	1		
18	TY22471	CLAMP	1		
19	R76477	TIE BAND	1		
20	T146102	LABEL	1		
21	RE45329	COVER	1		
22	KIT	1		(STARTER AND SOLENOID KIT) (SUB RE65188)
23	19M7786	SCREW	3		M10 X 30

STARTING MOTOR AND SOLENOID KIT
(CODE 3010: 12-VOLT NIPPONDENSO)
(ENGINE SERIAL NO.709446-)

TP50833 -UN-15APR99



TP50833

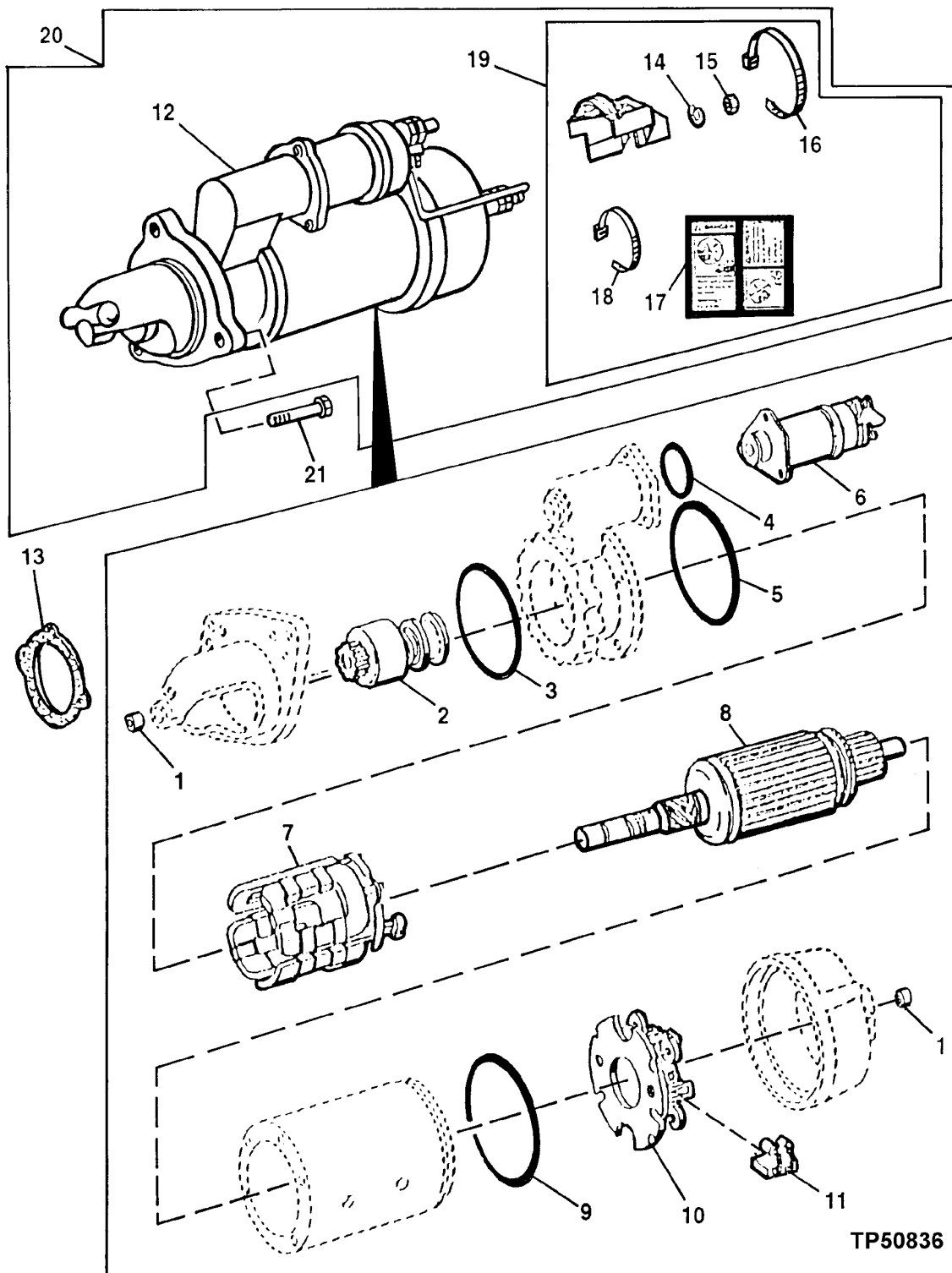
**STARTING MOTOR AND SOLENOID KIT
(CODE 3010: 12-VOLT NIPPONDENSO)
(ENGINE SERIAL NO.709446-)**

KEY	PART NO.	PART NAME	QTY	ENGINE SERIAL NO.	REMARKS
1	MOTOR	1		
2	R135509	SEAL	1		
3	R135510	O-RING	1		
4	RE70680	SWITCH	1		
5	RE70487	CLUTCH	1		
6	RE71256	SCREW, WITH WASHER	1	M5 X .8	
7	STARTER MOTOR	1	(JD RE70474 12-VOLT NIPPONDENSO)	
8	COVER	1		
9	R96703	TIE BAND	1		
10	T146102	LABEL	1	(BYPASS START)	
11	RE70756	KIT	1	(BYPASS START)	
12	RE70960	STARTER MOTOR KIT	1	(STARTER AND SOLENOID KIT)	
13	19M7786	SCREW	3	M10 X 30	
14	R71835	GASKET	1		

STARTING MOTOR AND SOLENOID KIT
(CODE 3011: 24-VOLT DELCO-REMY)

TP50836

-UN-12JUN98

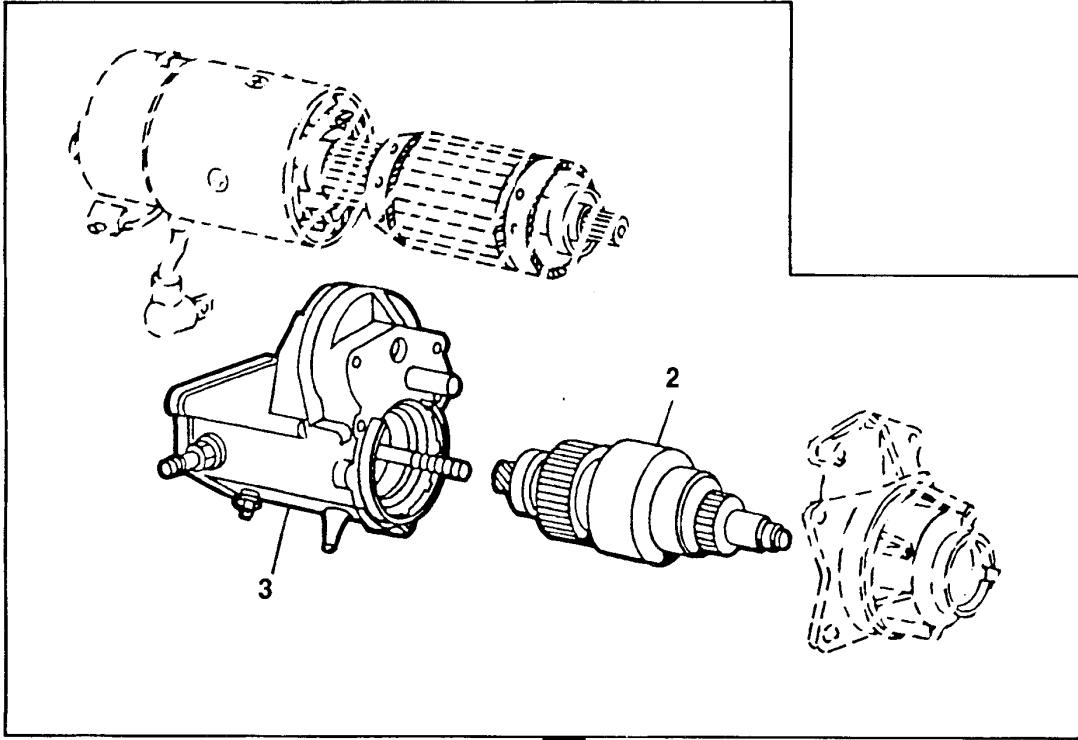


**STARTING MOTOR AND SOLENOID KIT
(CODE 3011: 24-VOLT DELCO-REMY)**

KEY	PART NO.	PART NAME	QTY	ENGINE SERIAL NO.	REMARKS
1	R99695	BUSHING	2		
2	RE38619	DRIVE	1		
3	R62673	O-RING	1		
4	R99693	O-RING	1		
5	R11120	O-RING	1		
6	RE500715	SOLENOID	1		(SUB FOR RE38616)
7	RE38626	ELECTRICAL COIL	1		
8	RE38622	ARMATURE	1		
9	R99702	O-RING	1		120.320 X 2.616 MM (4.737" X 0.103")
10	RE38704	BRUSH	1		
11	R99698	BRUSH	1		
12	STARTER MOTOR	1		(JD RE59594 24-VOLT DELCO-REMY)
13	R53108	GASKET	1		
14	AR102763	NUT	1		4.826 MM (0.190")
15	14H631	NUT	1		0.190"
16	H113196	TIE BAND	1		
17	T146102	LABEL	1		
18	R44302	TIE BAND	1		
19	RE41759	KIT	1		(SOLENOID PROTECTION)
20	RE65189	STARTER MOTOR KIT	1		(STARTER AND SOLENOID KIT)
21	19M7786	SCREW	3		M10 X 30

STARTING MOTOR
(CODE 3012: 12-VOLT NIPPONDENSO)

TP50837 -UN-12JUN98



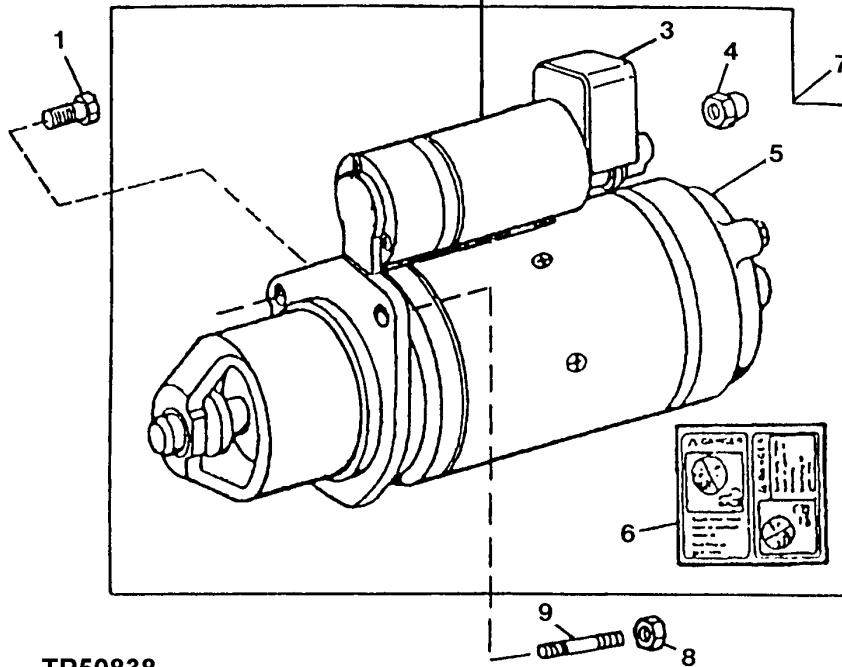
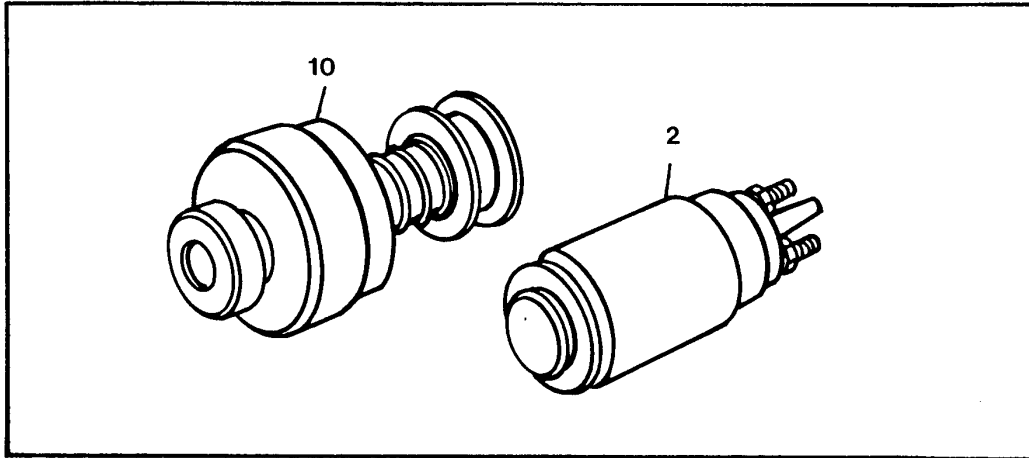
TP50837

**STARTING MOTOR
(CODE 3012: 12-VOLT NIPPONDENSO)**

KEY	PART NO.	PART NAME	QTY	ENGINE SERIAL NO.	REMARKS
1	RE59595	STARTER MOTOR	1		(12-VOLT NIPPONDENSO)
2	RE47369	CLUTCH	1		
3	RE54101	SWITCH	1		(SOLENOID)
4	19M7786	SCREW	3		M10 X 30
5	R53108	GASKET	1		
6	T146102	LABEL	1		

STARTING MOTOR
(CODE 3033: 12-VOLT ISKRA)

TP50838 -UN-03JUN98



TP50838

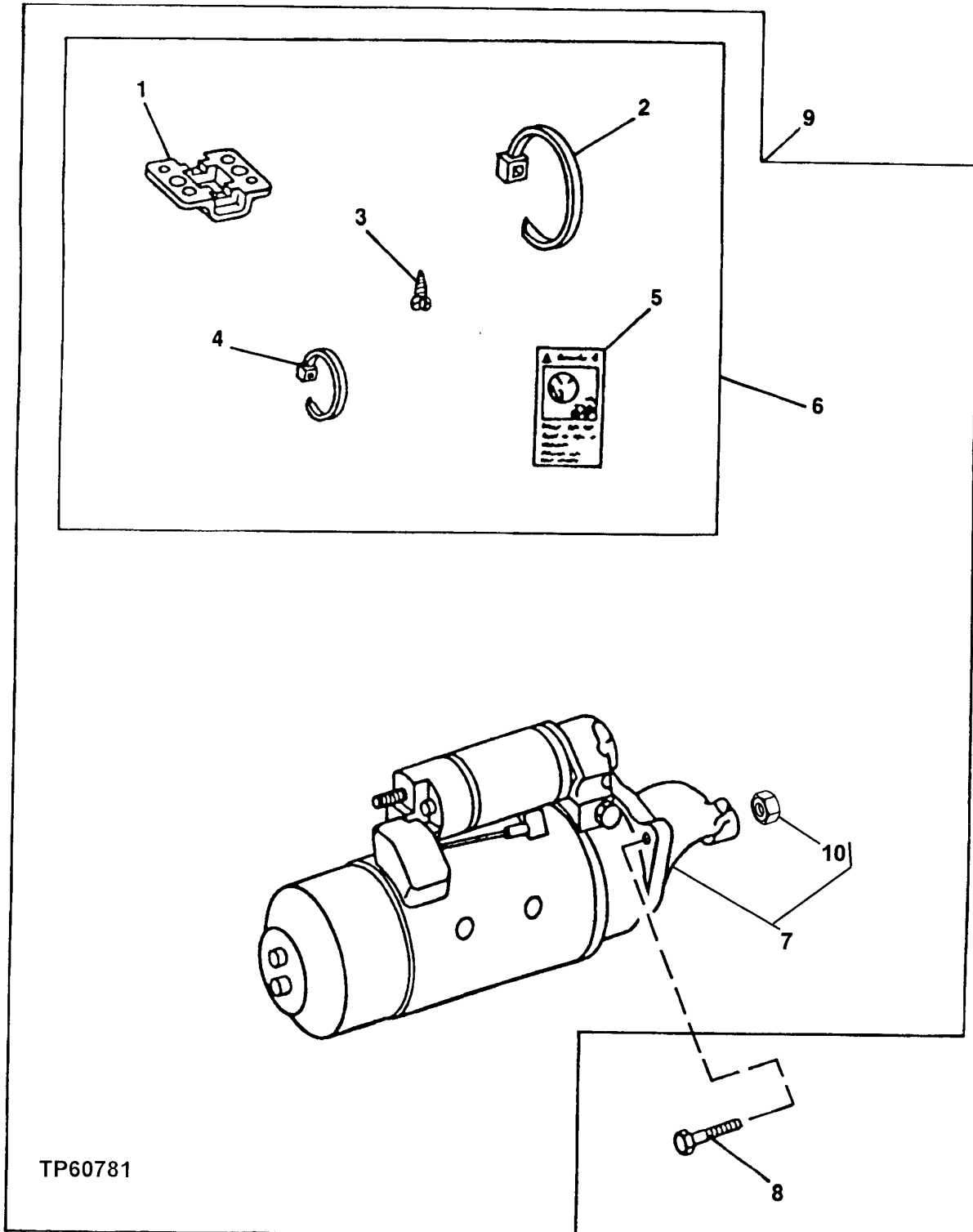
**STARTING MOTOR
(CODE 3033: 12-VOLT ISKRA)**

KEY	PART NO.	PART NAME	QTY	ENGINE SERIAL NO.	REMARKS
1	19M7786	SCREW	1	M10 X 30	
2	RE503633	SOLENOID	1		(SUB FOR RE70446 AND RE501768)
3	R135431	COVER	1		
4	R135432	NUT	1		
5	STARTER MOTOR	1		(JD RE501002 12-VOLT ISKRA)
6	T146102	LABEL	1		
7	RE502214	KIT	1		(STARTING MOTOR KIT)
8	14M7296	FLANGE NUT	1	M10	
9	42M7058	STUD	1		
10	RE62668	BENDIX DRIVE	1		

STARTING MOTOR AND SOLENOID KIT
(CODE 3044: 24-VOLT NIPPONDENSO)

TP60781

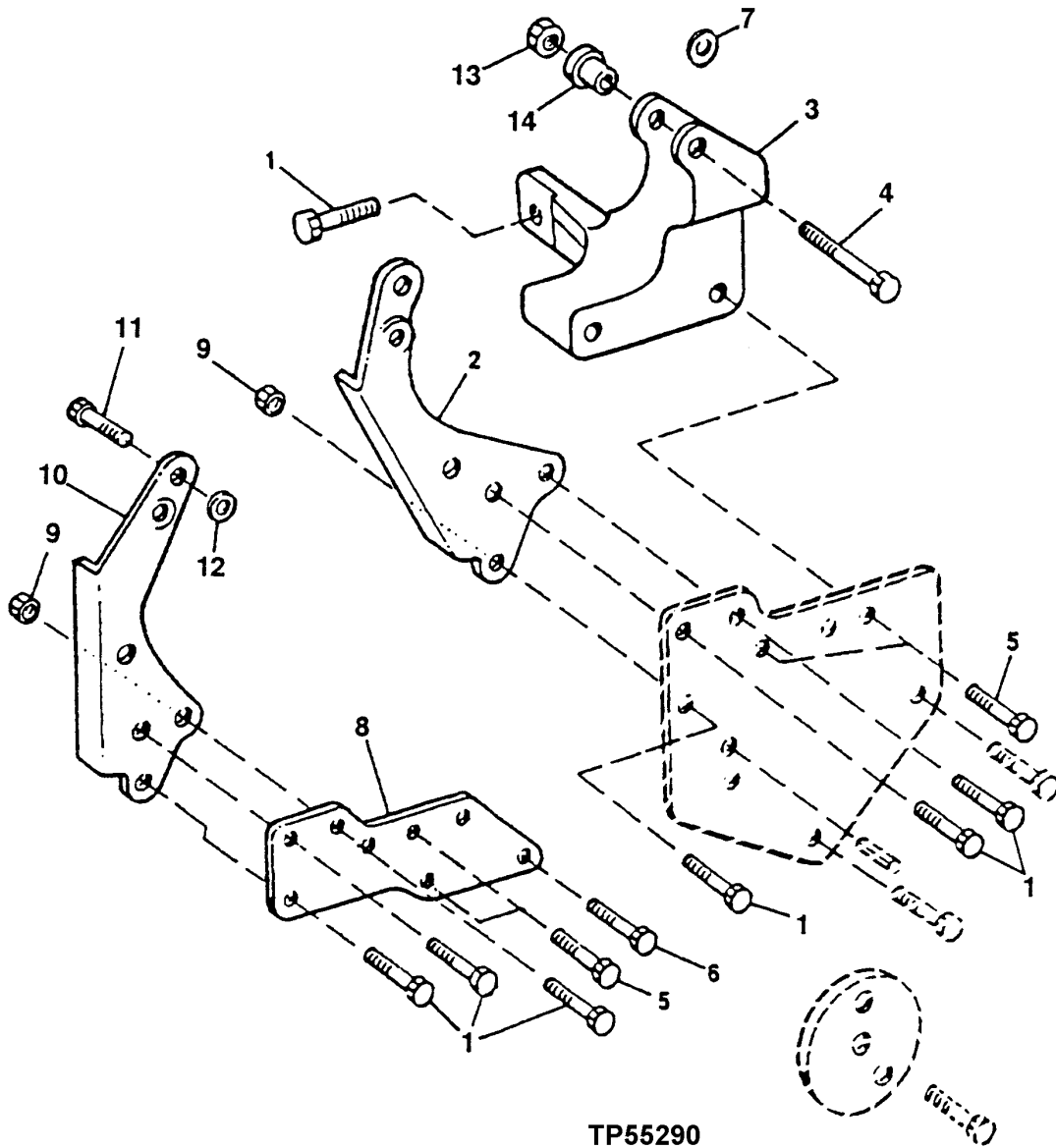
-UN-21DEC98



**STARTING MOTOR AND SOLENOID KIT
(CODE 3044: 24-VOLT NIPPONDENSO)**

KEY	PART NO.	PART NAME	QTY	ENGINE SERIAL NO.	REMARKS
1	COVER	1		
2	R105388	TIE BAND	1		
3	37M7277	SCREW	1		
4	R44302	TIE BAND	2		
5	T146102	LABEL	1		
6	RE39062	KIT	1		(SOLENOID KIT)
7	STARTER MOTOR	1		
8	19M7786	SCREW	2		M10 X 30
9	RE48827	STARTER MOTOR KIT	1		(STARTER AND SOLENOID KIT)
10	14M7274	NUT	1		M10

ALTERNATOR MOUNTING BRACKETS
CODE 6201 6202 AND 6203 ALTERNATOR BRACKETS
 TP55290 -UN-06MAR98



TP55290

ALTERNATOR MOUNTING BRACKETS
CODE 6201 6202 AND 6203 ALTERNATOR BRACKETS

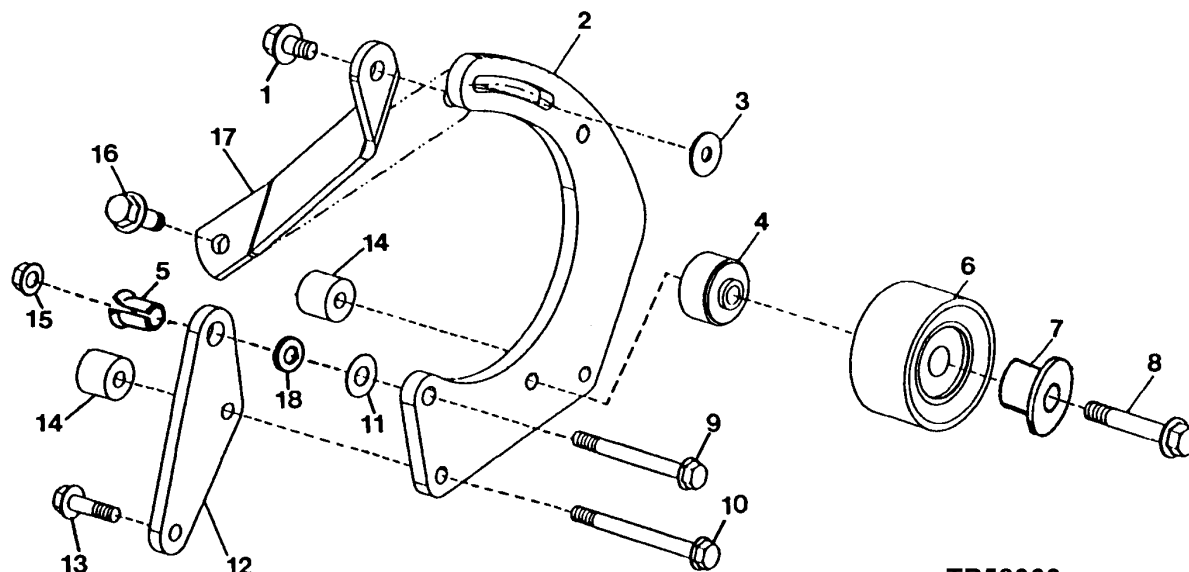
KEY	PART NO.	PART NAME	QTY	ENGINE SERIAL NO.	REMARKS
1	19M7786	SCREW	5		M10 X 30
2	R132167	STRAP	1		(CODE 6201,6202)
3	R132166	BRACKET	1		(CODE 6201,6202,6203)
4	19M7812	SCREW	1		M10 X 100
5	19M7785	CAP SCREW	2		M10 X 25
6	19M7801	SCREW	2		M8 X 60
7	R64525	THRUST WASHER	1		(CODE 6202,6203)
8	R132913	SUPPORT	1		(CODE 6202,6203)
9	14M7296	FLANGE NUT	3		M10
10	R132920	BRACKET	1		(CODE 6203)
11	19M7867	SCREW	1		M8 X 25
12	R48808	WASHER	1		8.128 X 15.748 X 3.937 MM (0.320" X 0.620" X 0.155")
13	14M7296	FLANGE NUT	1		M10
14	R100377	BUSHING	1		

ALTERNATOR BRACKET, MANUAL TENSIONER

CODE 6211, 6212 ALTERNATOR BRACKET

CODE 8711 MANUAL TENSIONER

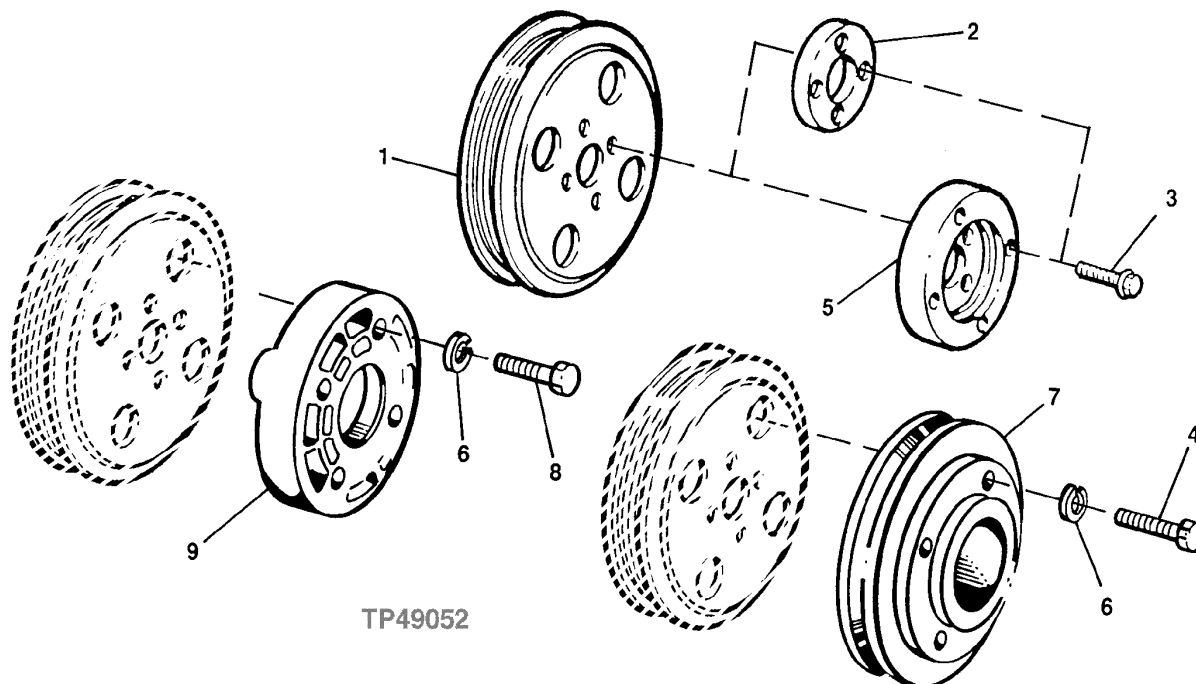
TP58360 -UN-23OCT98



TP58360

KEY	PART NO.	PART NAME	QTY	ENGINE SERIAL NO.	REMARKS
1	19M7783	SCREW	1	M10 X 16, (CODE 6211,6212)	
2	R500079	BRACKET	1	(CODE 6211,6212)	
3	24M7207	WASHER	1	8.400 X 24 X 2 MM, (CODE 6211,6212)	
4	R500320	SPACER	1	(CODE 6211,6212,8711)	
5	R501018	BUSHING	1	(CODE 6211,6212)	
6	RE68722	PULLEY	1	(CODE 8711) (SUB FOR RE51281)	
7	R502079	SLEEVE	1	(CODE 6211,6212,8711) (SUB FOR R107749) (SUB FOR R500352, THIS APPLICATION)	
8	19M7807	SCREW	1	M10 X 60, (CODE 6211,6212,8711)	
9	19M8039	SCREW	1	M8 X 80, (CODE 6211,6212)	
10	19M9028	SCREW	1	M8 X 100, (CODE 6211,6212)	
11	R64525	THRUST WASHER	1	(CODE 6212) (SUB FOR R501016)	
12	R500080	BRACKET	1	(CODE 6211,6212)	
13	19M7868	SCREW	1	M8 X 30, (CODE 6211,6212)	
14	R500724	SPACER	2	(CODE 6212) BOSCH	
	R500078	SPACER	2	(CODE 6211) MAGNETON	
15	14M7298	FLANGE NUT	1	M8, (CODE 6211,6212)	
16	19M7785	SCREW	1	M10 X 25, (CODE 6211,6212)	
17	R500333	BRACKET	1	(CODE 6211,6212)	
18	R64525	THRUST WASHER	1	13/32" X 11/16" X 0.036"	

CRANKSHAFT PULLEY
CODE 1301,1302 1303 AND 1304 CRANKSHAFT PULLEYS
CODE 4101,4102,AND 4103 ADDITIONAL PULLEYS AND COUPLING
 TP49052 -UN-27SEP95



KEY	PART NO.	PART NAME	QTY	ENGINE SERIAL NO.	REMARKS
1	R133296	PULLEY	1	(CODE 1301, 1303)	(SUB FOR R123188)
	R133295	PULLEY	1	(CODE 1302, 1304)	(SUB FOR R123189)
2	R500649	FLANGE	1	(CODE 1301, 1302)	(SUB FOR R121932 AND R133385)
3	R121897	CAP SCREW	4	(CODE 1301, 1302, 1303, 1304)	
4	19H2633	CAP SCREW	4	3/8" X 1-1/2", (CODE 4103)	
	19H2458	CAP SCREW	4	3/8" X 3", (CODE 4102)	
5	R123486	ADAPTER	1	(CODE 1303 AND 1304)	
6	12H304	LOCK WASHER	4	3/8", (CODE 4101, 4102, 4103)	
7	R123411	PULLEY	1	(CODE 4102 TRIPLE GROOVE)	
	R123413	PULLEY	1	(CODE 4103 SINGLE GROOVE)	
8	L34575	SCREW	4	(CODE 4101)	
9	L34569	COUPLING	1	(CODE 4101)	

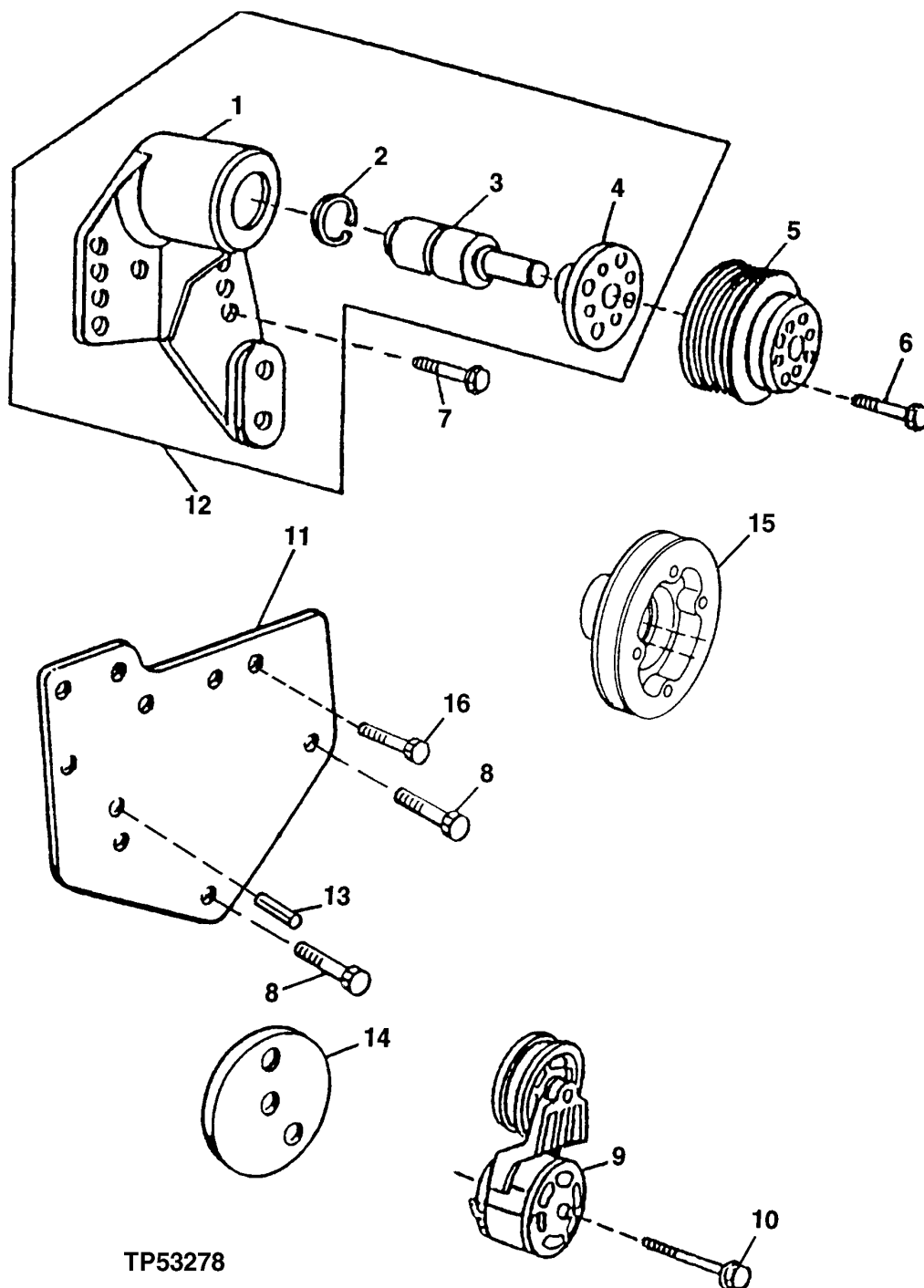
FAN DRIVE, PULLEYS AND BELT TENSIONERS

CODE 2301, 2303, 2304, 2321 FAN DRIVES

CODE 8601 THRU 8630 PULLEYS

CODE 8701, 8702 BELT TENSIONERS (4045DF150, 4045TF150, 4045TF250, 4045HF150)

TP53278 -UN-18SEP96



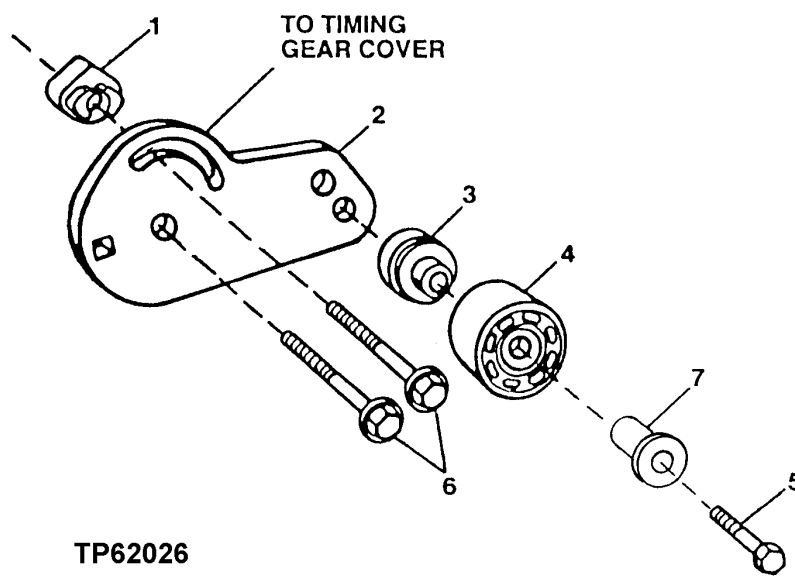
TP53278

FAN DRIVE,PULLEYS AND BELT TENSIONERS
(CODE 2301, 2303, 2304,2321 FAN DRIVES)
(CODE 8601 THRU 8630 PULLEYS)
CODE 8701, 8702 BELT TENSIONERS (4045DF150, 4045TF150, 4045TF250, 4045HF150)

KEY	PART NO.	PART NAME	QTY	ENGINE SERIAL NO.	REMARKS
1	BEARING HOUSING W/ BEARING	1	(CODE 2301)	
	BEARING HOUSING W/ BEARING	1	(CODE 2303)	
	BEARING HOUSING W/ BEARING	1	(CODE 2304)	
	BEARING HOUSING W/ BEARING	1	(CODE 2308)	
	BEARING HOUSING W/ BEARING	1	(CODE 2321)	
2	E1343FN	SNAP RING	1	(CODE 2303, 2304, 2321)	
	H80753	SNAP RING	1	(CODE 2301)	
3	R116621	BEARING	1	(CODE 2301 AND 2308)	
	BALL BEARING	1	(SUB RE500538, THIS APPLICATION) (CODE 2303 AND 2304)	
	BALL BEARING	1	(CODE 2321)	
4	R500598	HUB	1	(CODE 2301 AND 2308) (SUB RE500539) (SUB FOR R116622)	
	HUB	1	(CODE 2303, 2304, 2321) (MARKED R123284)	
5	R128660	SHEAVE	1	(CODE 8602,8605,8608,8611,8622,8628)	
	R128662	SHEAVE	1	(CODE 8606,8609,8612,8623,8630)	
	R128658	SHEAVE	1	(CODE 8601, 8604, 8607, 8610,8620)	
6	19M7867	SCREW	4	M8 X 25 (CODE 6001)	
	19M7784	SCREW	4	M10 X 20, (CODE 8601 THRU 8630)	
7	19M7835	SCREW	4	M10 X 35, (CODE 2301,2303,2304 AND 2308)	
	19M7835	SCREW	2	M10 X 35, (CODE 2321)	
	19M8292	SCREW	2	M10 X 50, (CODE 2321)	
8	19M7801	SCREW	1	M8 X 60, (CODE 8702)	
9	RE70536	SHEAVE	1	(CODE 8701 AND 8702) (SUB FOR RE59702)	
10	19M8131	SCREW	1	M10 X 70, (CODE 8701 AND 8702) (SUB FOR 19M7808 AND 19M8340)	
11	R132168	SUPPORT	1	(CODE 8702) (SUB FOR R122270)	
12	RE500539	BEARING HOUSING W/ BEARING	1	(CODE 2301) (MARKED R500304) (SUB FOR RE59709)	
	RE500538	BEARING HOUSING W/ BEARING	1	(CODE 2303, 2304) (SUB FOR RE59707)	
	RE502408	BEARING HOUSING W/ BEARING	1	(CODE 2321)	
13	34M7061	SPRING PIN	1	8 X 20 MM, (CODE 8702)	
14	R500321	SPACER	1	(CODE 8702)	
15	R123627	SHEAVE	1	(CODE 6001)	
16	19M7785	SCREW	2	M10 X 25	

**DRIVE BELT TENSIONER(MANUAL),WITH AUX, DRIVE
CODE 8712**

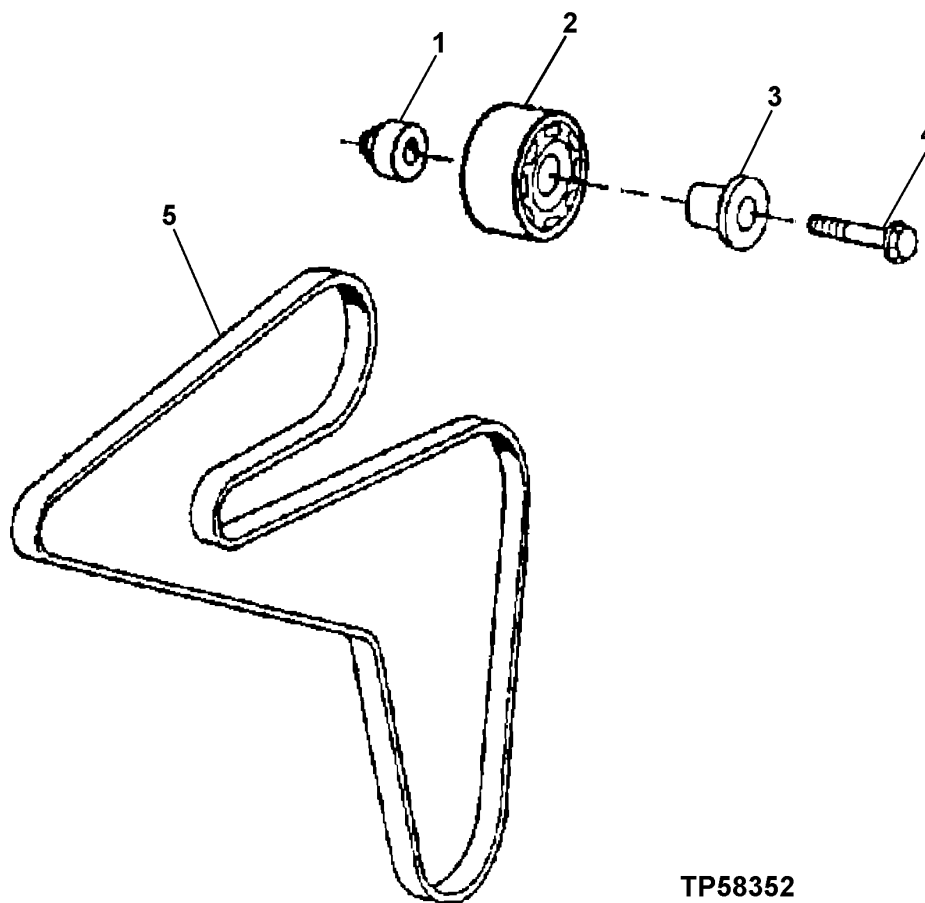
TP62026 -UN-15JAN99



KEY	PART NO.	PART NAME	QTY	ENGINE SERIAL NO.	REMARKS
1	R500710	SPACER	1		
2	R500708	BRACKET	1		
3	R501466	SLEEVE	1		
4	RE68722	PULLEY	1		
5	19M8528	SCREW	1	M10 X 55	
6	19M7785	SCREW	2	M10 X 25	
7	R502079	SLEEVE	1		

MEMORANDA

FAN BELT,PULLEY(CODES 240A,B,C,D,E,G,J,P,Q,U)
CODE 24AG,AH,AJ,AL,AM,AR & 2401 THRU 2413 FAN BELT
CODE 2415,2416,2420,THRU 2459,AND 2461 FAN BELT
CODE 2462,2471,2473 THRU 2480, 2482, 2485 ,2486
TP58352 -UN-28OCT98

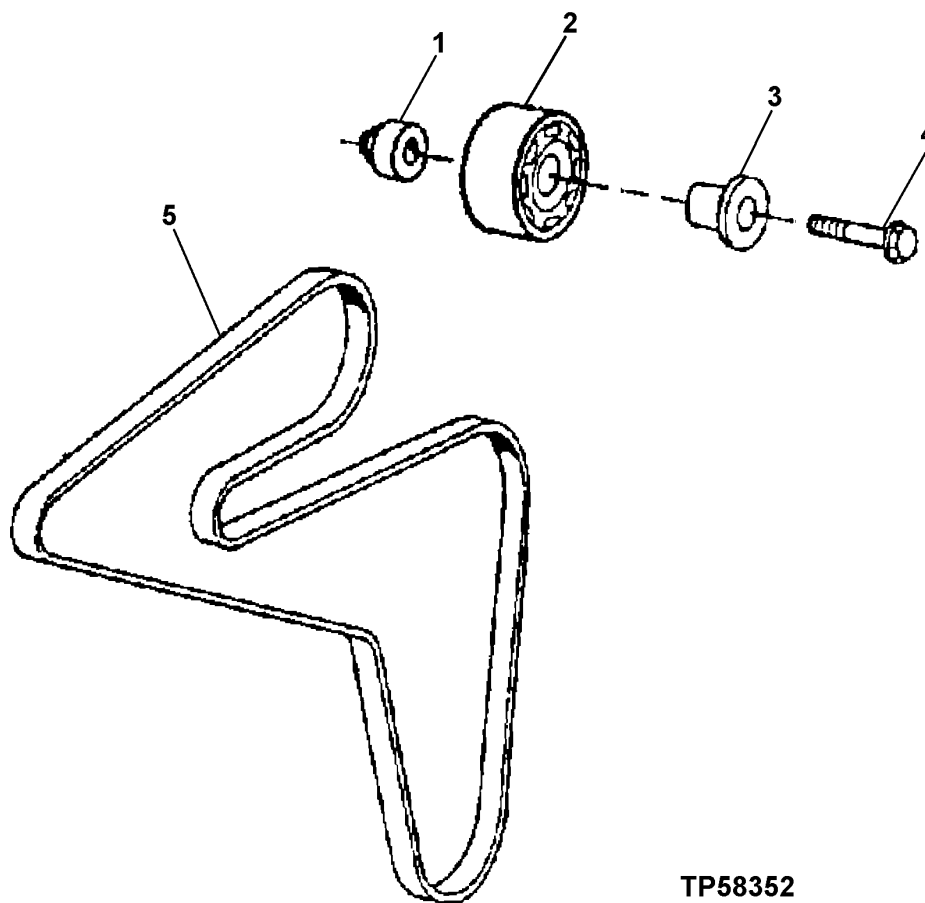


TP58352

FAN BELT AND PULLEY
 CODE 2401 THRU 2412 FAN BELT
 CODE 2415,2416,2420 THRU 2459 FAN BELT
 CODE 2461,2462,2471,2473 THRU 2480, 2482, 2485 BELT
 CODE 240A,240B,240C,240D,240E,240G,240J FAN BELT
 CODE 240P,240Q,240U
 CODE 24AG,AH,AJ,AL,AM,AR

KEY	PART NO.	PART NAME	QTY	ENGINE SERIAL NO.	REMARKS
1	R500320	SPACER	1		(CODE2404 THRU2415,240P,240Q,240U,24AM,24AR) (SUB FOR R107654)
2	RE68722	PULLEY	1		(CODE2404 THRU2415,240P,240Q,240U,24AM,24AR) (SUB FOR RE51281)
3	R502079	SLEEVE	1		(SUB FOR R107749) (SUB FOR R500352, THIS APPLICATION)
4	19M7808	SCREW	1		M10 X 65
5	R123432	BELT	1		(CODE 2422 ,240Q)
	R123432	BELT	1	777136-	(CODE 2404)
	R123432	BELT	1	-777135	(CODE 2401)
	R123436	BELT	1		(CODE 2421,2471,2479,24AM,24AR)
	R123436	BELT	1	-777135	(CODE 2402)
	R123438	BELT	1		(CODE 2420,2458,AND 2459)
	R123438	BELT	1	-777135	(CODE 2404)
	R123439	BELT	1		(CODE 2406 AND 240P)
	R123440	BELT	1		(CODE 2407,24AJ,24AL,)
	R123296	BELT	1		(CODE 2408,2472,24AH)
	R123441	BELT	1		(CODE 2409,240U)
	R123441	BELT	1	777136-	(CODE 2462)
	R123442	BELT	1		(CODE 2410,2443 ,2473)
	R123442	BELT	1	-777135	(CODE 2461)
	R123306	BELT	1		(CODE 2411)
	R123306	BELT	1	777014-	(CODE 2440)
	R123308	BELT	1		(CODE 2412)
	R123445	BELT	1		(CODE 2416,2475,2477)
	R123445	BELT	1	-777135	(CODE 2413,2462)
	R123450	BELT	1		(CODE 2415,2423,2476,240E)
	R123450	BELT	1	777136-	(CODE 2461)
	R123451	BELT	1		(CODE 2478)
	R123457	BELT	1		(CODE 2480)
	R123461	BELT	1		(CODE 2482,240G)
	R501007	BELT	1		(CODE 2485,240A)
	R123307	BELT	1		(CODE 240B)
	R123437	BELT	1		(CODE 240C,240D)
	R128196	BELT	1		(CODE 240J)
	R123468	BELT	1		(CODE 2465)
	R122126	BELT	1		(CODE 24AG)

FAN BELT AND PULLEY (CODE 24AK,24AM)
 CODE 2417,2419,2424,2426,2428,2430 AND 2431 FAN BELT
 CODE 2432,2434 THRU 2437,2439 AND 2440 FAN BELT
 CODE 2442 THRU 2446,2455,2460 THRU 2465 FAN BELT
 TP58352 -UN-28OCT98

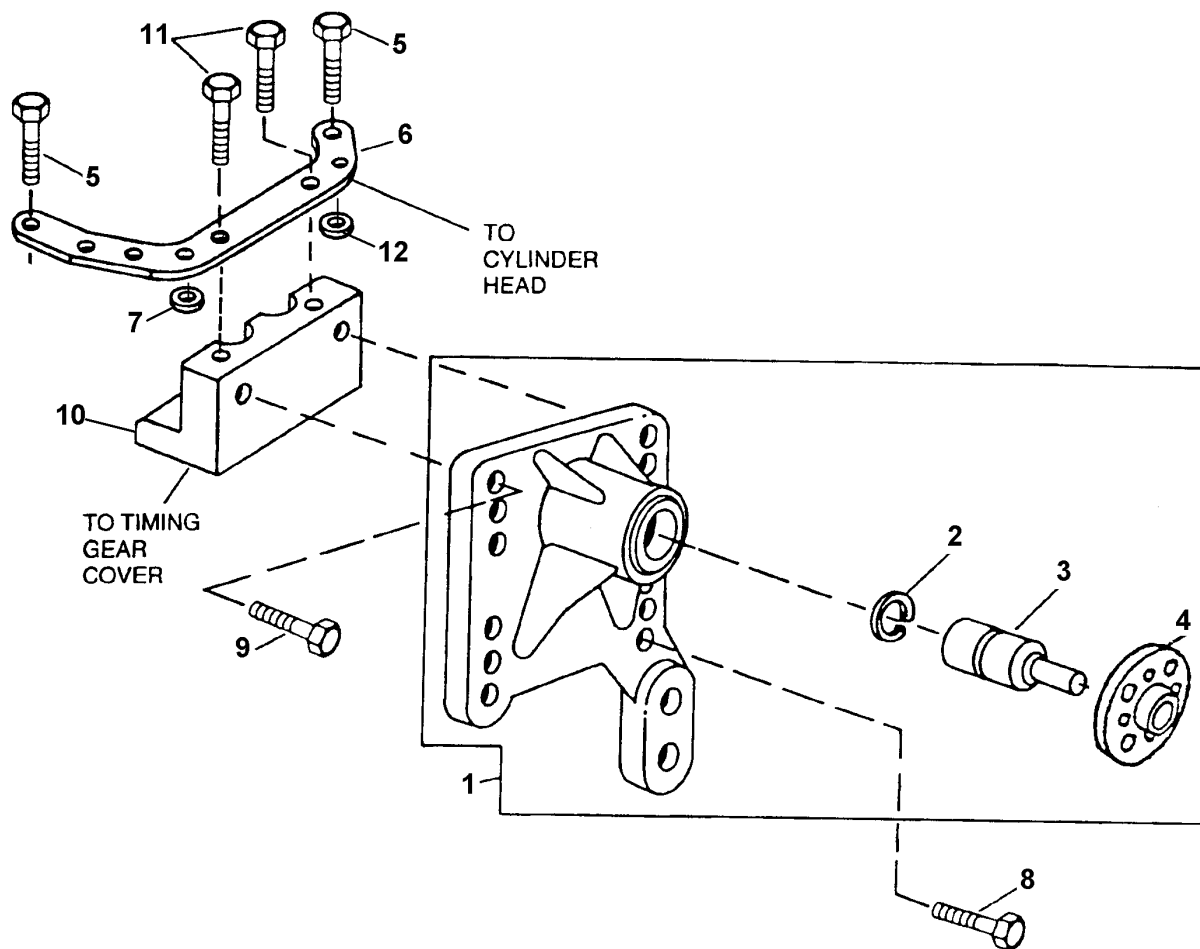


TP58352

FAN BELT AND PULLEY
 CODE 2417,2419,2424,2426,2428,2430 AND 2431 FAN BELT
 CODE 2432,2434 THRU 2437,2439 AND 2440 FAN BELT
 CODE 2442 THRU 2446,2455,2464 AND 2465 FAN BELT
 CODE 240H,24AK,24AM FAN BELT
 CODE 2496 2498 NO FAN BELT

KEY	PART NO.	PART NAME	QTY	ENGINE SERIAL NO.	REMARKS
1	R500320	SPACER	1		(CODE 2434 THRU 2496) (SUB FOR R107654)
2	RE68722	PULLEY	1		(SUB FOR RE51281) (CODE 2434 THRU 2496)
3	R502079	SLEEVE	1		(SUB FOR R107749) (SUB FOR R500352, THIS APPLICATION)
4	19M7808	SCREW	1		M10 X 65, (CODE 2434 THRU 2496)
	19M7805	SCREW	1		M10 X 45, (CODE 2498) (NO SPACER)
5	R123456	BELT	1		(CODE 2424, 2436, 24AK, 24AM)
	R123441	BELT	1		(CODE 2455,2460)
	R123469	BELT	1		(CODE 2428) (SUB FOR R123460)
	R123462	BELT	1		(CODE 2430)
	R123463	BELT	1		(CODE 2431, 2435)
	R123464	BELT	1		(CODE 2432,2464)
	R123466	BELT	1		(CODE 2434)
	R123451	BELT	1		(CODE 2417,2437 AND 2463)
	R123454	BELT	1		(CODE 2419, 2439)
	R123453	BELT	1	-777013	(CODE 2440)
	R123308	BELT	1		(CODE 2442)
	R123442	BELT	1		(CODE 2443,2461)
	R123468	BELT	1		(CODE 2426,2444,2465,240H)
	R123469	BELT	1		(CODE 2445)
	R123470	BELT	1		(CODE 2446)
	R123441	BELT	1		(CODE 2455)

FAN DRIVE SUPPORT
CODE 2313 AND 2314 HEAVY-DUTY
TP58255 -UN-06OCT97



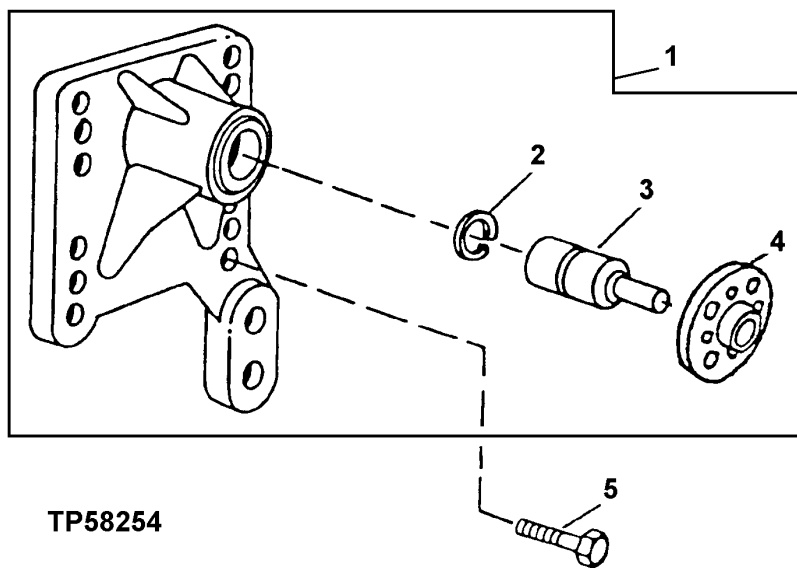
TP58255

ENGINE 4
FAN DRIVE 0429

FAN DRIVE SUPPORT
CODE 2313 AND 2314 HEAVY-DUTY

KEY	PART NO.	PART NAME	QTY	ENGINE SERIAL NO.	REMARKS
1	RE503664	SUPPORT	1		(MARKED R502014) (SUB FOR RE70177)
2	E1343FN	SNAP RING	1		
3	SHAFT	1		(RE69292 NO LONGER AVAILABLE)
4	HUB	1		(MARKED R123284)
5	19M7790	SCREW	2		M12 X 35
6	R134891	BRACKET	1		
7	H98792	WASHER	1		
8	19M7835	SCREW	4		M10 X 35
9	19M7784	SCREW	2		M10 X 20
10	R134890	SPACER	1		
11	19M7786	SCREW	2		M10 X 30
12	T151858	WASHER	1		CODE 2314 (WITH AIR CONDITIONER)

FAN DRIVE SUPPORT
CODE 2312 HEAVY-DUTY
TP58254 -UN-03OCT97

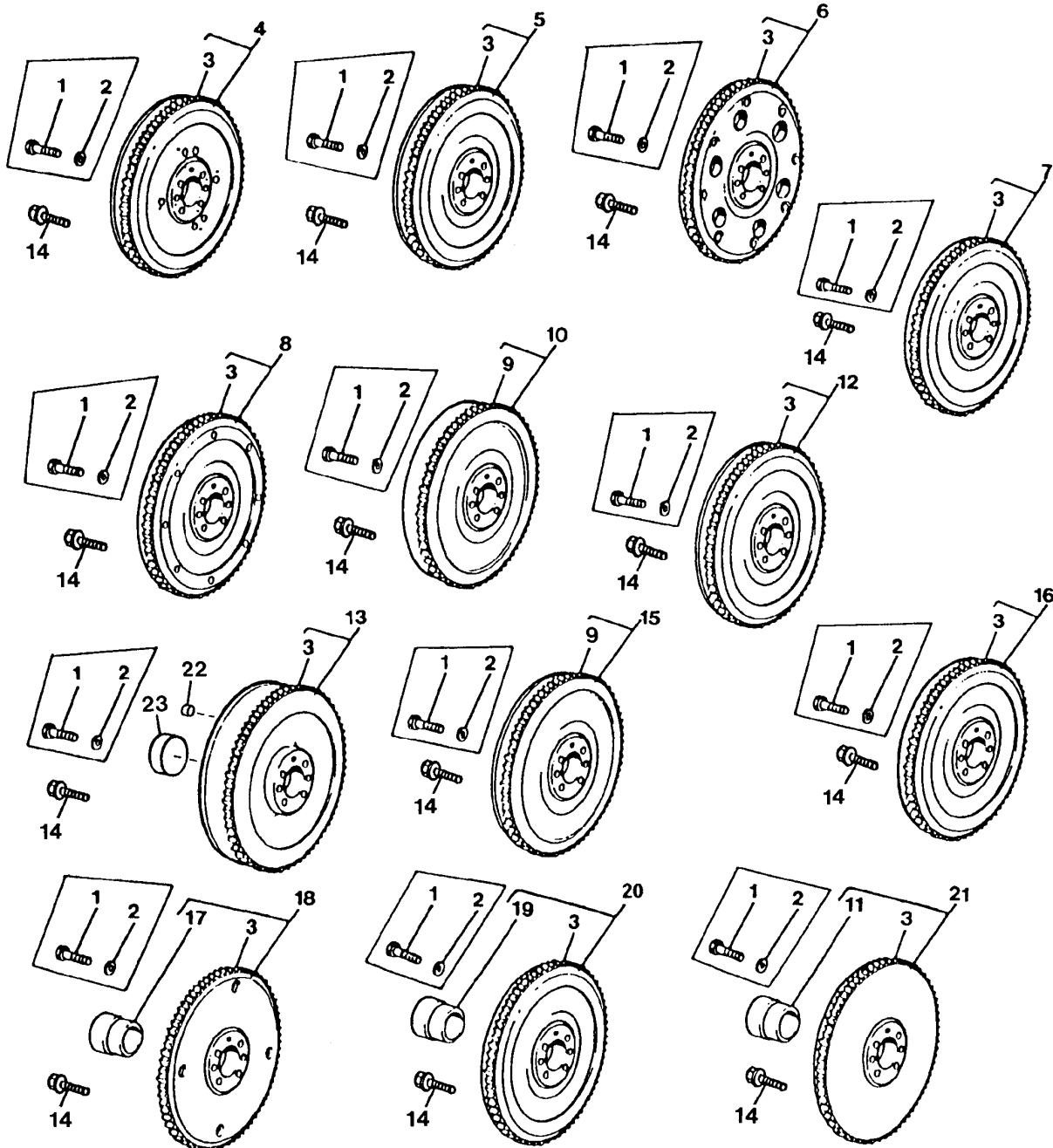


TP58254

KEY	PART NO.	PART NAME	QTY	ENGINE SERIAL NO.	REMARKS
1	RE503664	SUPPORT	1		(MARKED R502014) (SUB FOR RE70177)
2	E1343FN	SNAP RING	1		
3	SHAFT	1		(RE69292 NO LONGER AVAILABLE)
4	HUB	1		(MARKED R123284)
5	19M7835	SCREW	4		M10 X 35

MEMORANDA

ENGINE FLYWHEEL
CODE 1501 THRU 1515 AND 1554 FLYWHEEL
TP58401 -UN-15DEC98

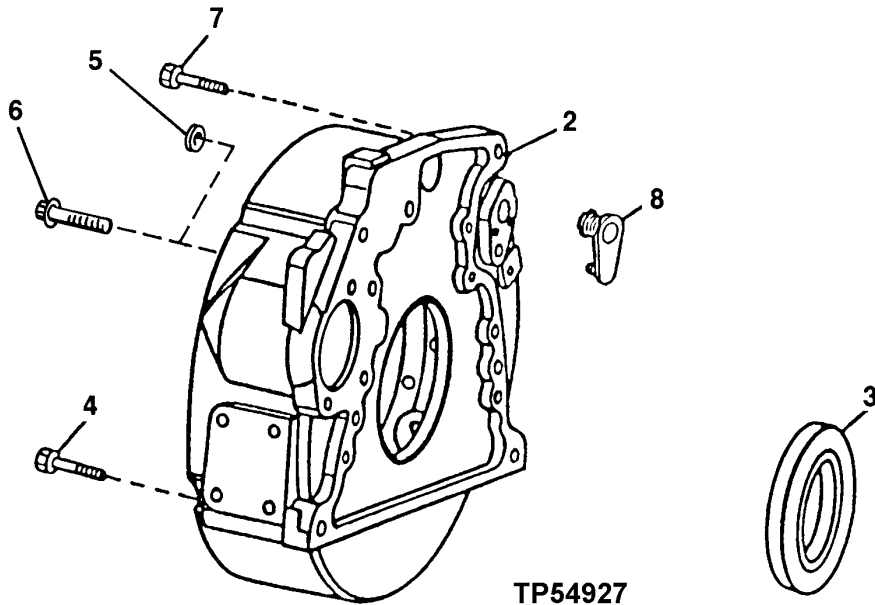
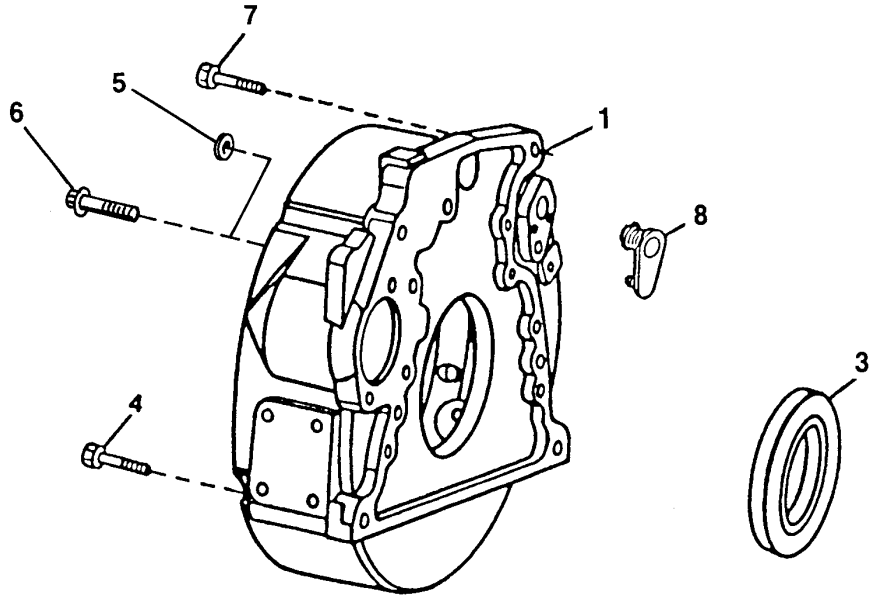


TP58401

ENGINE FLYWHEEL
CODE 1501 THRU 1515 AND 1554 FLYWHEEL

KEY	PART NO.	PART NAME	QTY	ENGINE SERIAL NO.	REMARKS
1	19M7493	CAP SCREW	AR	-708963	M12 X 40
2	T77258	WASHER	AR	-708963	
3	R28811	RING GEAR	1		(129 TEETH)
4	RE500511	FLYWHEEL	1		(CODE 1501) (MARKED R122406) (SUB FOR RE58571)
5	RE500398	FLYWHEEL	1		(CODE 1503) (MARKED R500219) (SUB FOR RE58568)
6	RE500513	FLYWHEEL	1		(CODE 1504) (MARKED R122410) (SUB FOR RE58575)
7	RE500514	FLYWHEEL	1		(CODE 1505) (MARKED R122408) (SUB FOR RE58573)
8	RE500512	FLYWHEEL	1		(CODE 1506) (MARKED R122407) (SUB FOR RE58572)
9	R114282	GEAR	1		(CODE 1507 AND 1512) (142 TEETH)
10	RE58574	FLYWHEEL	1		(CODE 1507) (MARKED R122409)
11	R108587	SLEEVE	1		(CODE 1508)
12	RE500516	FLYWHEEL	1		(CODE 1509) (MARKED R123966) (SUB FOR RE60279)
13	RE59315	FLYWHEEL	1		(CODE 1510, 1511) (MARKED R123198)
	RE502470	FLYWHEEL	1		(CODE 1553) (MARKED R501321) (INCLUDES R34456 AND 30H9)
	RE502089	FLYWHEEL	1		(CODE 1554) (MARKED R501235) (INCLUDES R34456 AND 30H9)
14	R135918	BOLT	6	708964-	
15	RE59337	FLYWHEEL	1		(CODE 1512) (MARKED R123209)
16	RE500518	FLYWHEEL	1		(CODE 1513) (MARKED R123227) (SUB FOR RE59434)
17	R123531	SLEEVE	1		(CODE 1515)
18	RE500529	FLYWHEEL	1		(CODE 1515) (MARKED R123515) (SUB FOR RE59779)
19	R123521	SLEEVE	1		(CODE 1502)
20	RE500137	FLYWHEEL	1		(CODE 1502) (MARKED R500096) (SUB FOR RE58569)
21	RE500515	FLYWHEEL	1		(CODE 1508) (MARKED R123202) (SUB FOR RE59339)
22	30H9	PLUG	1		(CODE 1554)
23	R34456	CAP	1		(CODE 1554)

ENGINE FLYWHEEL HOUSING
CODE 1401 AND 1402 FLYWHEEL HOUSING
 TP54927 -UN-30APR97

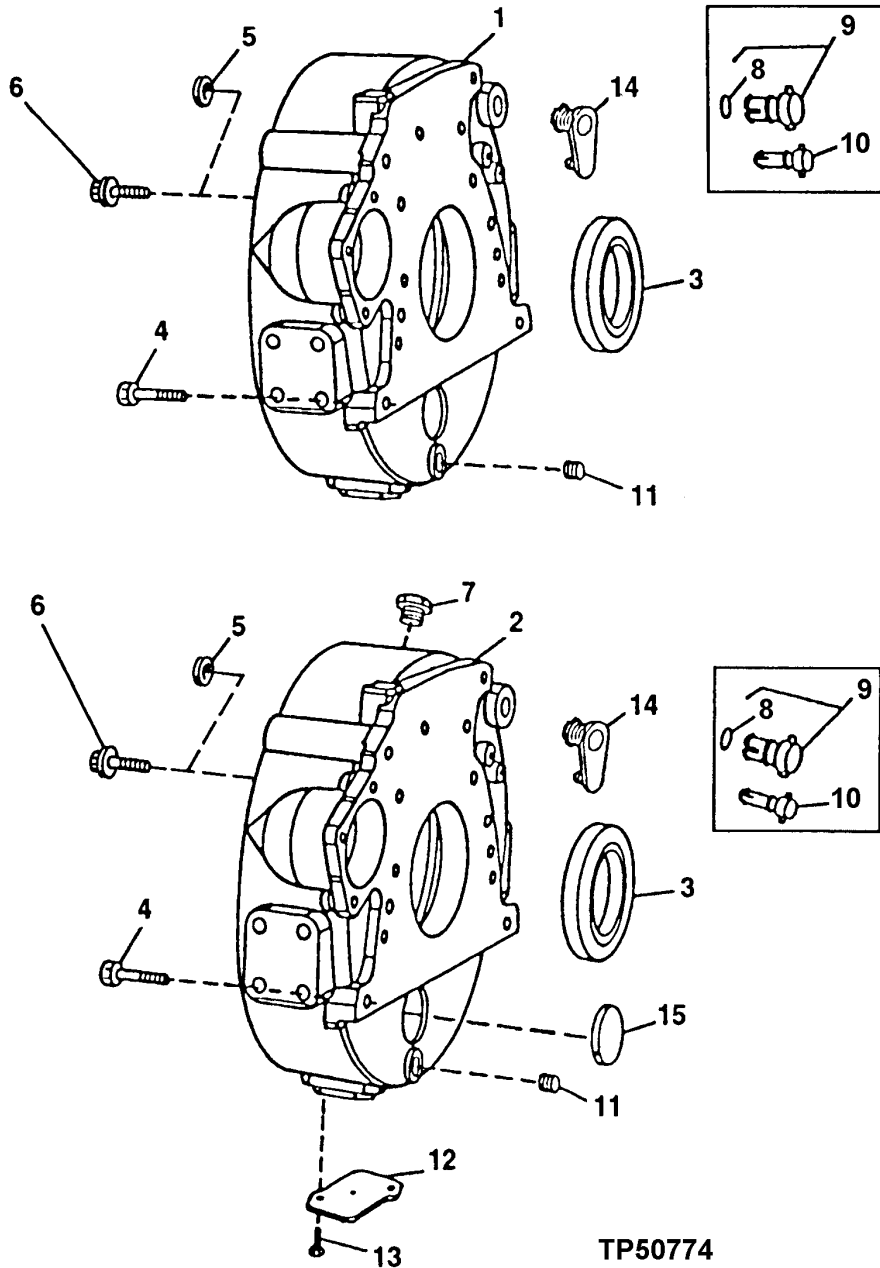


TP54927

**ENGINE FLYWHEEL HOUSING
CODE 1401 AND 1402 FLYWHEEL HOUSING**

KEY	PART NO.	PART NAME	QTY	ENGINE SERIAL NO.	REMARKS
1	R501332	HOUSING	1		(CODE 1401) (SUB FOR R123214)
2	R501333	HOUSING	1		(CODE 1402) (SUB FOR R121791)
3	RE44574	SEAL	1		
4	19M7838	SCREW	2		M12 X 130
5	T77258	WASHER	8		(USE WITH 19M7493)
6	R135918	BOLT	8		(SUB FOR 19M7493, THIS APPLICATION)
7	19M8306	SCREW	2		M12 X 50
8	R131765	PLUG	1		(SUB FOR R83555)

ENGINE FLYWHEEL HOUSING
CODE 1403 AND 1404 FLYWHEEL HOUSING
 TP50774 -UN-11MAR98

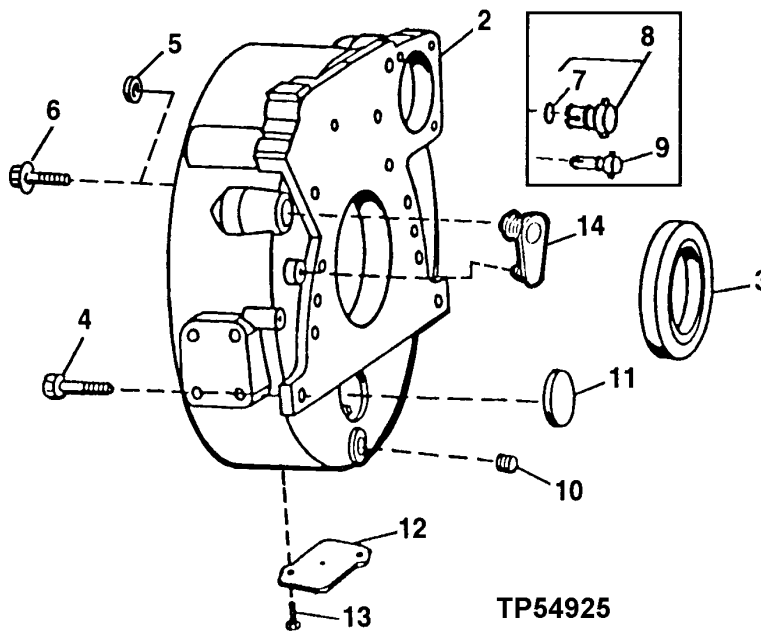
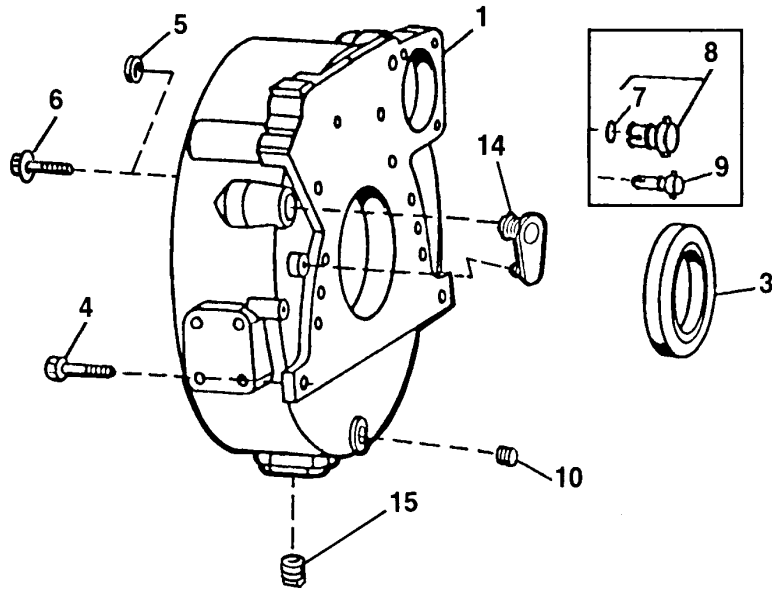


TP50774

**ENGINE FLYWHEEL HOUSING
CODE 1403 AND 1404 FLYWHEEL HOUSING**

KEY	PART NO.	PART NAME	QTY	ENGINE SERIAL NO.	REMARKS
1	R123208	HOUSING	1		(CODE 1403)
2	R122087	HOUSING	1		(CODE 1404)
3	RE44574	SEAL	1		
4	19M8306	SCREW	4		M12 X 50
5	T77258	WASHER	8		(USE WITH 19M7493)
6	R135918	BOLT	8		(SUB FOR 19M7493, THIS APPLICATION)
7	R39112	FITTING	1		(CODE 1404)
8	R27149	O-RING	1	-XXXXXX	
9	AR61533	PLUG	1	-XXXXXX	
10	AR61589	PLUG	1	-XXXXXX	
11	15H624	PIPE PLUG	1		1/2"
12	R121039	PLATE	2		(CODE 1404)
13	19M7923	CAP SCREW	2		(CODE 1404)
14	R131768	PLUG	1	XXXXXX-	
15	T13518	CAP	1		(CODE 1404)

ENGINE FLYWHEEL HOUSING
CODE 1405 AND 1406 FLYWHEEL HOUSING
 TP54925 -UN-30APR97

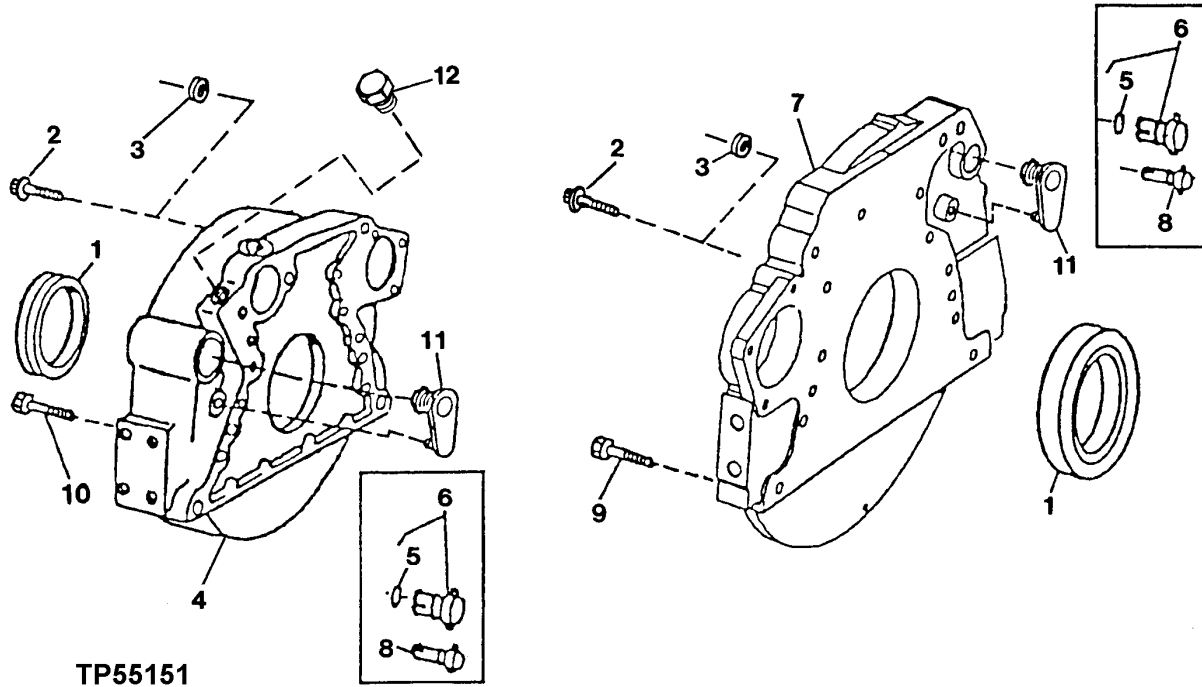


TP54925

**ENGINE FLYWHEEL HOUSING
CODE 1405 AND 1406 FLYWHEEL HOUSING**

KEY	PART NO.	PART NAME	QTY	ENGINE SERIAL NO.	REMARKS
1	R123687	HOUSING	1		(CODE 1405) (MARKED R121830)
2	R132006	HOUSING	1		(CODE 1406) (MARKED R121830) (SUB FOR R121793)
3	RE44574	SEAL	1		
4	19M8306	SCREW	4		M12 X 50
5	T77258	WASHER	8		(USE WITH 19M7493)
6	R135918	BOLT	8		(SUB FOR 19M7493, THIS APPLICATION)
7	R27149	O-RING	1	-XXXXXX	
8	AR61533	PLUG	1	-XXXXXX	
9	AR61589	PLUG	1	-XXXXXX	
10	15H624	PIPE PLUG	1		
11	T13518	CAP	1		(CODE 1406)
12	R121039	PLATE	1		(CODE 1406)
13	19M7923	CAP SCREW	2		M6 X 12 (CODE 1406)
14	R131769	PLUG	1	XXXXXX-	
15	15H562	PIPE PLUG	1		1", (CODE 1405)

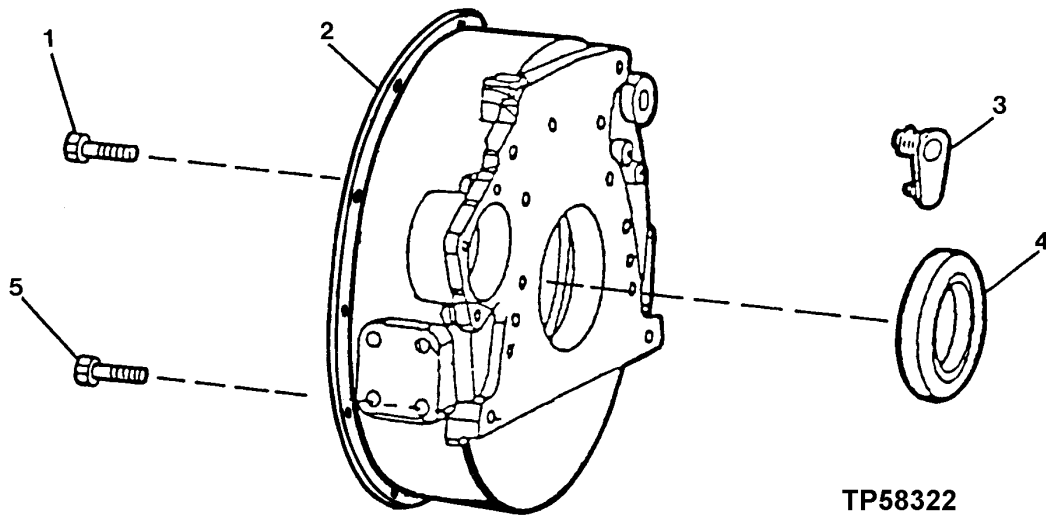
FLYWHEEL HOUSING
CODE 1407 FLYWHEEL HOUSING
CODE 1411 FLYWHEEL HOUSING
CODE 1420 FLYWHEEL HOUSING
TP55151 -UN-18AUG97



KEY	PART NO.	PART NAME	QTY	ENGINE SERIAL NO.	REMARKS
1	RE44574	SEAL	1		
2	R135918	BOLT	8		(CODE 1407) (SUB FOR 19M7493, THIS APPLICATION)
	R135918	BOLT	10		(CODE 1411,1420) (SUB FOR 19M7493, THIS APPLICATION)
3	T77258	WASHER	8		(CODE 1407) (USE WITH 19M7493)
4	R123234	HOUSING	10		(CODE 1411) (USE WITH 19M7493)
	R500129	HOUSING	1		(CODE 1407)
			1		(CODE 1420)
5	R27149	O-RING	1	-XXXXXX	
6	AR61533	PLUG	1	-XXXXXX	
7	R501078	HOUSING	1		(CODE 1411) (SUB FOR R122092 OR R501078)
8	AR61589	PLUG	1	-XXXXXX	
9	19M8306	SCREW	2		M12 X 50, (CODE 1411)
10	19M8306	SCREW	4		M12 X 50, (CODE 1407,1420)
11	R131769	PLUG	1	XXXXXX-	(CODE 1407,1420)
	R131769	PLUG	1		(CODE 1411)
12	R39112	FITTING	1		(CODE 1420)

ENGINE FLYWHEEL HOUSING

CODE 1429
 TP58322 -UN-01OCT98



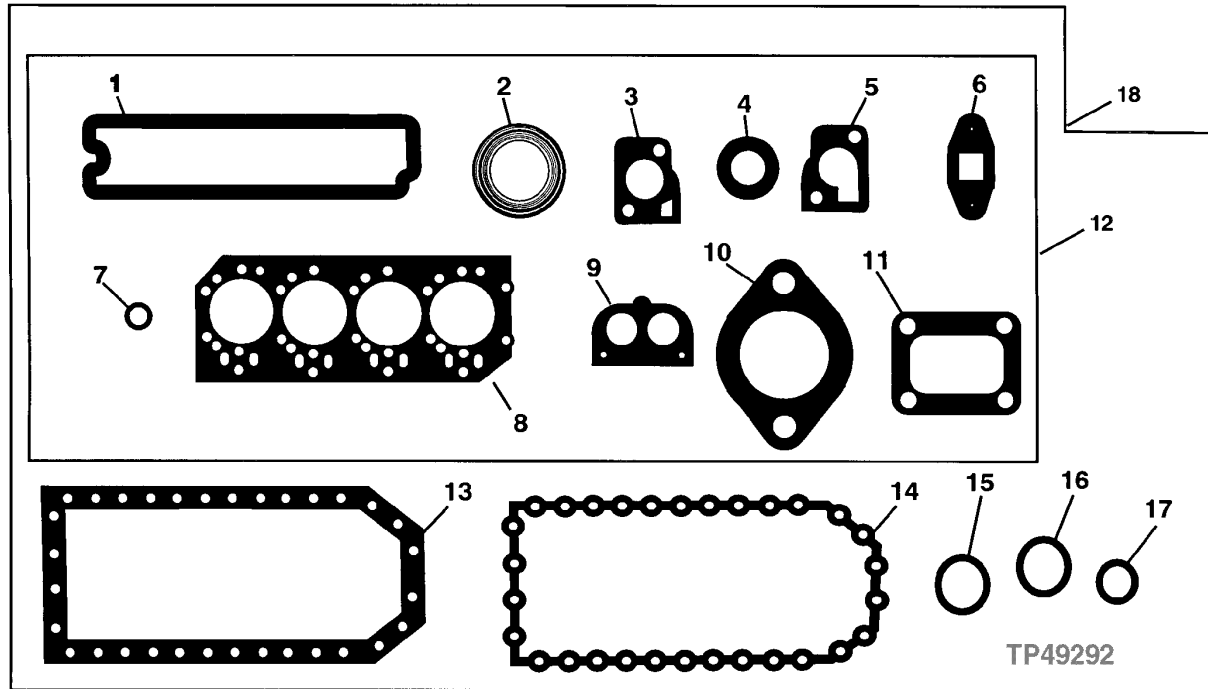
TP58322

KEY	PART NO.	PART NAME	QTY	ENGINE SERIAL NO.	REMARKS
1	R135918	BOLT	8		
2	R501046	HOUSING	1	(MARKED R501362)	
3	R131769	PLUG	1		
4	RE44574	SEAL	1		
5	19M8306	SCREW	4	M12 X 50	

MEMORANDA

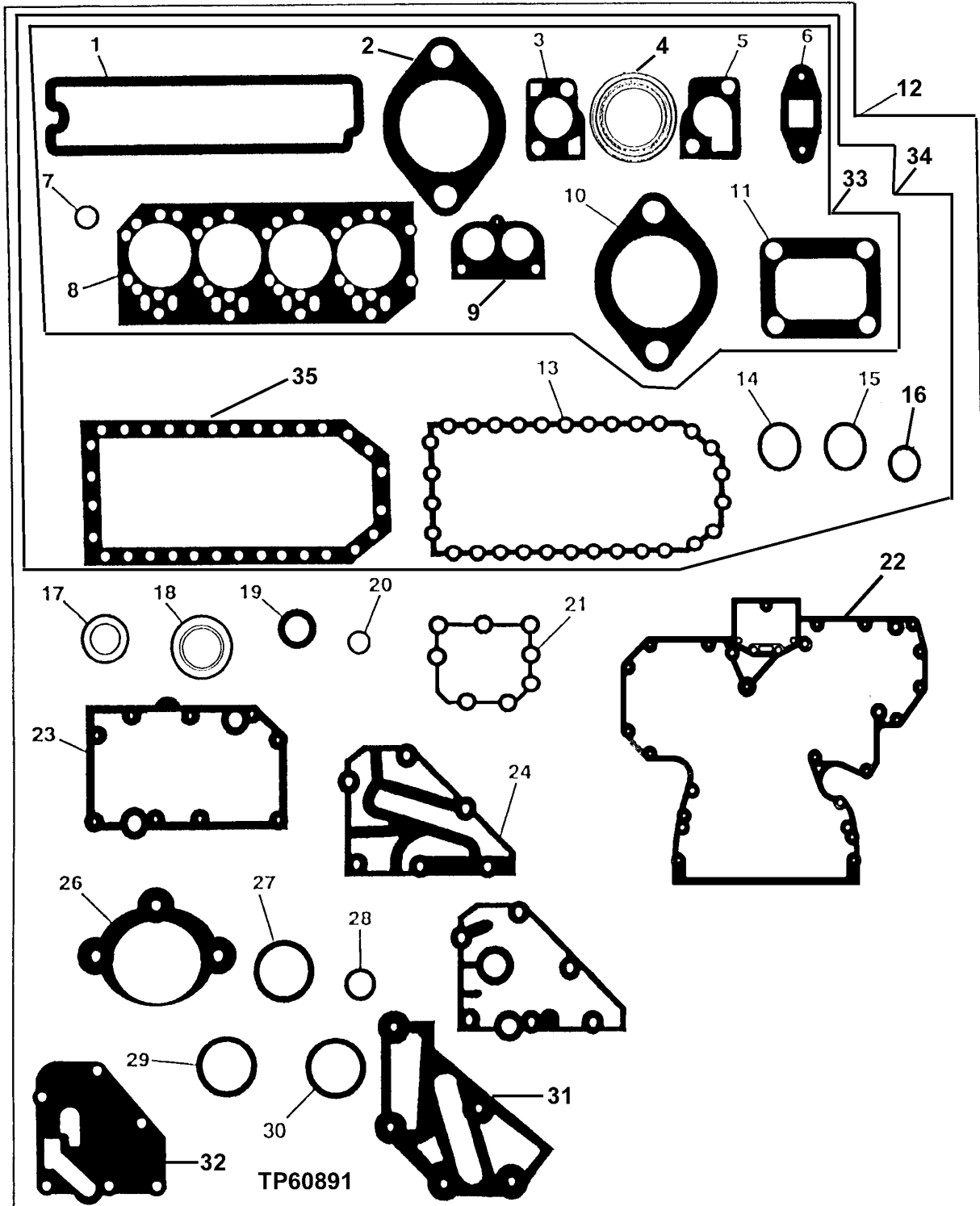
CYLINDER HEAD REMOVAL AND IN VEHICLE OVERHAUL GASKET SETS

TP49292 -UN-27SEP95



KEY	PART NO.	PART NAME	QTY	ENGINE SERIAL NO.	REMARKS
1	R123542	GASKET	1		ROCKER ARM COVER
2	R90658	GASKET	4		EXHAUST MANIFOLD
3	R135896	GASKET	1		THERMOSTAT COVER, (SUB FOR R121416)
4	R123226	GASKET	2		WATER BY-PASS TUBE
5	R123345	GASKET	1		THERMOSTAT HOUSING
6	R123570	GASKET	1		TURBOCHARGER OIL OUTLET LINE
7	R123575	O-RING	4		ROCKER ARM COVER HOLD DOWN STUD
8	R116515	ENGINE CYLINDER HEAD GASKET	1		CYLINDER HEAD
9	R501373	GASKET	1		THERMOSTAT COVER, (SUB FOR R54638)
10	R81275	GASKET	1		AIR INLET
11	R92097	GASKET	1		TURBOCHARGER TO EXHAUST MANIFOLD, (SUB FOR R123583)
12	RE66082	GASKET KIT	1		CYLINDER HEAD REMOVAL
13	R123353	GASKET	1		ENGINE OIL PAN (USE WITH CODE 1904 AND 1905 ENGINE OIL PAN)
14	R123352	GASKET	1		ENGINE OIL PAN (USE WITH CODE 1901,1902 AND 1903 ENGINE OIL PAN)
15	R75892	O-RING	1		OIL PUMP TUBE CONNECTOR
16	R97185	O-RING	1		OIL PUMP OUTLET TUBE TO COVER
17	R61871	O-RING	1		OIL PUMP INTAKE TUBE
18	RE66084	GASKET KIT	1		IN CHASSIS OVERHAUL

ENGINE MAJOR OVERHAUL GASKET SET
TP60891 -UN-25MAR99

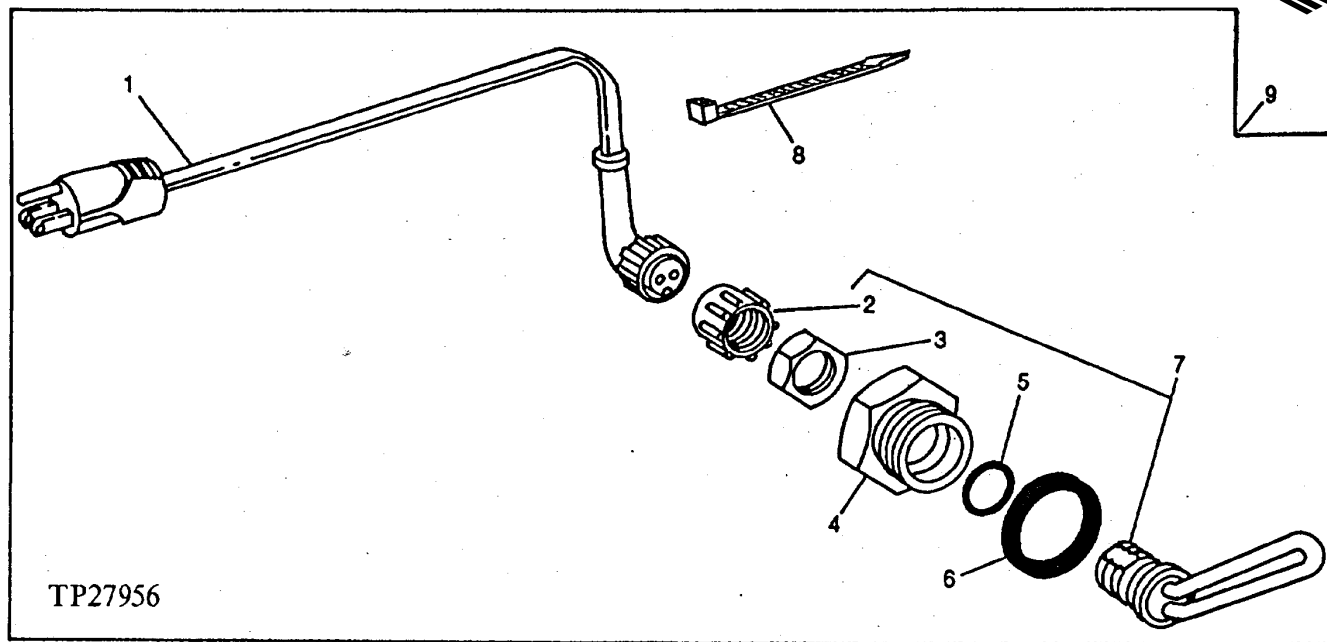


ENGINE MAJOR OVERHAUL GASKET SET

KEY	PART NO.	PART NAME	QTY	ENGINE SERIAL NO.	REMARKS
1	R123542	GASKET	1		ROCKER ARM COVER
2	R90658	GASKET	4		EXHAUST MANIFOLD
3	R135896	GASKET	1		THERMOSTAT COVER, (SUB FOR R121416)
4	R123226	GASKET	2		WATER BY-PASS TUBE
5	R123345	GASKET	1		THERMOSTAT HOUSING
6	R123570	GASKET	1		TURBOCHARGER OIL OUTLET TUBE
7	R123575	O-RING	4		ROCKER ARM COVER HOLD DOWN STUD
8	R116515	ENGINE CYLINDER HEAD GASKET	1		
9	R501373	GASKET	1		(SUB FOR R54638) THERMOSTAT COVER
10	R81275	GASKET	1		AIR INLET
11	R92097	GASKET	1		TURBOCHARGER TO EXHAUST MANIFOLD, (SUB FOR R123583)
12	RE501455	GASKET KIT	1		(SUB FOR RE66086) ENGINE MAJOR OVERHAUL
	RE66093	ENGINE OVERHAUL KIT	1		(NOT ALL ILLUSTRATED) (WITH TURBOCHARGER) (T1) (INCLUDES (4) RE65165, RE65168, (4) RE65908 AND (4) RE65967)
	RE66094	ENGINE OVERHAUL KIT	1		(NOT ALL ILLUSTRATED) (WITH TURBOCHARGER) (HF150 AND TF250) (INCLUDES (4) RE65165, RE65168, (4) RE65908 AND (4) RE65969)
	RE66092	ENGINE OVERHAUL KIT	1		(NOT ALL ILLUSTRATED) (WITHOUT TURBOCHARGER) (INCLUDES (4) RE65165, RE65168, (4) RE65908 AND (4) RE65966)
13	R123352	GASKET	1		ENGINE OIL PAN, (USE WITH CODE 1901,1902 AND 1903 ENGINE OIL PAN)
14	R75892	O-RING	1		OIL PUMP TUBE CONNECTOR
15	R97185	O-RING	1		OIL PUMP OUTLET TUBE TO COVER
16	R61871	O-RING	1		OIL PUMP INTAKE TUBE
17	A4827R	WASHER	1		OIL PRESSURE REGULATOR PLUG
18	RE44574	SEAL	1		REAR OIL SEAL
19	RE59810	SEAL KIT	1		FRONT OIL SEAL
20	R123273	O-RING	1		FUEL TRANSFER PUMP
21	R123417	GASKET	1		WATER PUMP
22	R136516	GASKET	1		TIMING GEAR COVER (USE WITH CODE 4401 AND 4403 TIMING GEAR COVER) (SUB FOR R123421 OR R134534)
	R136515	GASKET	1		TIMING GEAR COVER (USE WITH CODE 4402 AND 4404 TIMING GEAR COVER) (SUB FOR R123425 AND R134533)
23	R123501	GASKET	1		OIL COOLER HOUSING
24	R123504	GASKET	1		REMOTE OIL FILTER ADAPTER
25	R123525	GASKET	1	-764919	OIL FILTER HEADER
26	R53108	GASKET	1		STARTING MOTOR
27	R72328	O-RING	4		OIL FILTER TUBES
28	R89944	O-RING	1		WATER PUMP INLET
29	R61105	O-RING	2		CONNECTOR TUBE TO TIMING GEAR COVER
30	T122075	O-RING	2		OIL COOLER TO HOUSING
31	R501428	GASKET	1		(SUB FOR R123502) COOLANT PASSAGE ADAPTER
32	R500374	GASKET	1	764920-	OIL FILTER HEADER
33	RE66082	GASKET KIT	1		CYLINDER HEAD REMOVAL
34	RE66084	GASKET KIT	1		IN CHASSIS OVERHAUL
35	R123353	GASKET	1		ENGINE OIL PAN (USE WITH CODE 1904 AND 1905)

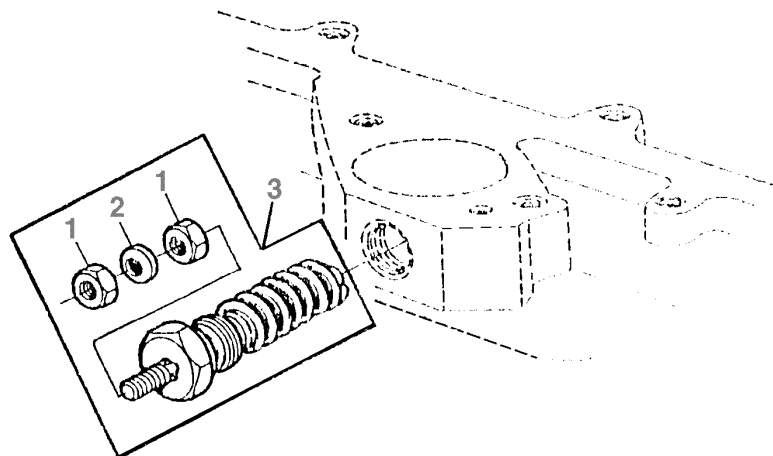
MEMORANDA

ENGINE COOLANT HEATER
CODE 2601 110 VOLT COOLANT HEATER
CODE 2602 220 VOLT COOLANT HEATER
TP27956 -UN-01JAN94



KEY	PART NO.	PART NAME	QTY	ENGINE SERIAL NO.	REMARKS
1	AR87079	POWER CORD	1		220 VOLT
	AR50411	WIRING LEAD	1		110 VOLT
2	CAP	1		
3	NUT	1		
4	R54123	ADAPTER	1		
5	R47693	GASKET	1		
6	U13639	O-RING	1		
7	RE42139	HEATING ELEMENT	1		(CODE 2601)(110 VOLT)
	RE42140	COOLANT HEATER	1		(CODE 2602)(220 VOLT)
8	R44302	TIE BAND	1		
9	RE42138	COOLANT HEATER	1		(CODE 2601)(110 VOLT)
	RE42140	COOLANT HEATER	1		(CODE 2602)(220 VOLT)

AIR INTAKE SYSTEM AIR HEATER
CODE 4303 AIR INTAKE HEATER
(ENGINE SERIAL # -XXXXXX)
TP49379 -UN-26JAN96



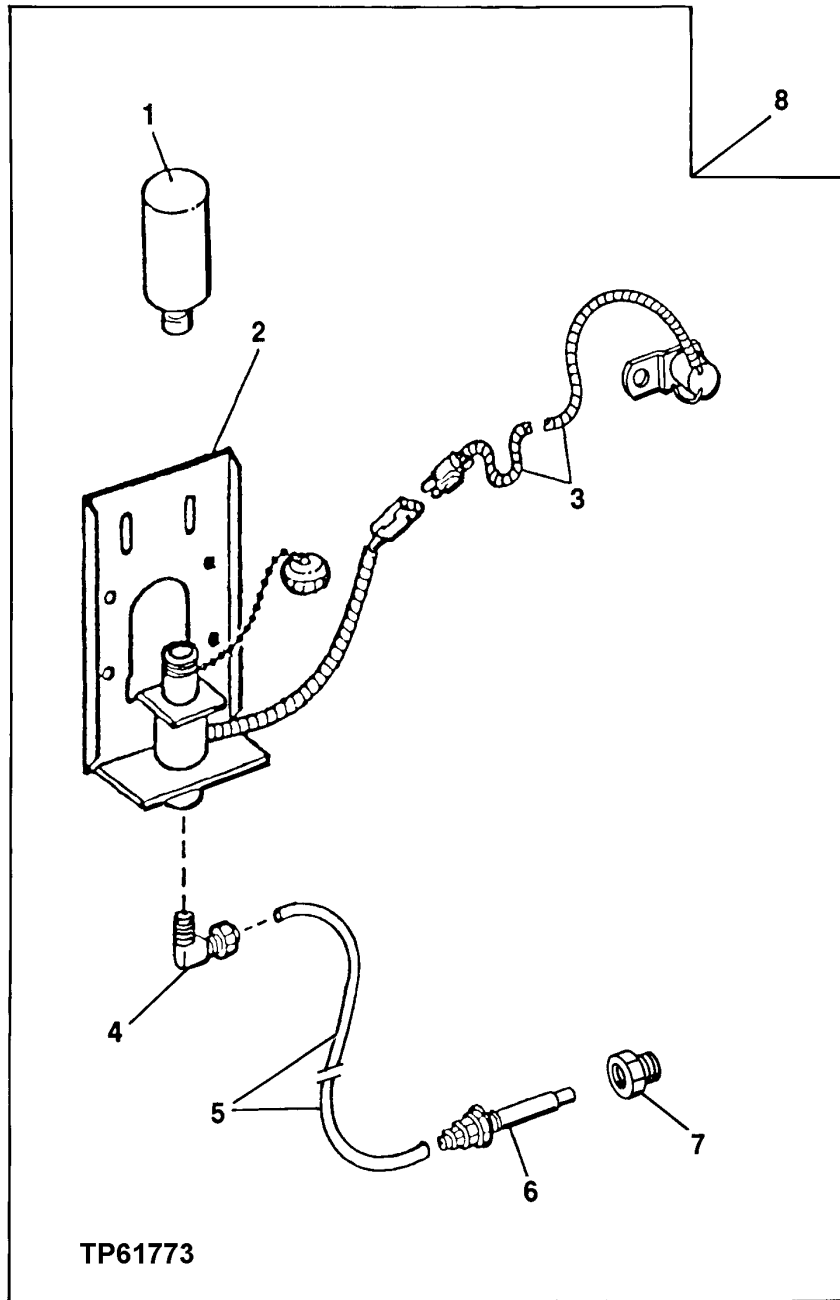
TP49379

KEY	PART NO.	PART NAME	QTY	ENGINE SERIAL NO.	REMARKS
1	14M7297	NUT	2	M5, 7/8"-14UNF	
2	12M7064	LOCK WASHER	1	5.100 MM	
3	RE502079	GLOW PLUG	1	(SUB FOR RE29658)	

MEMORANDA

COLD WEATHER STARTING AID
CODE 9701

TP61773 -UN-06NOV98

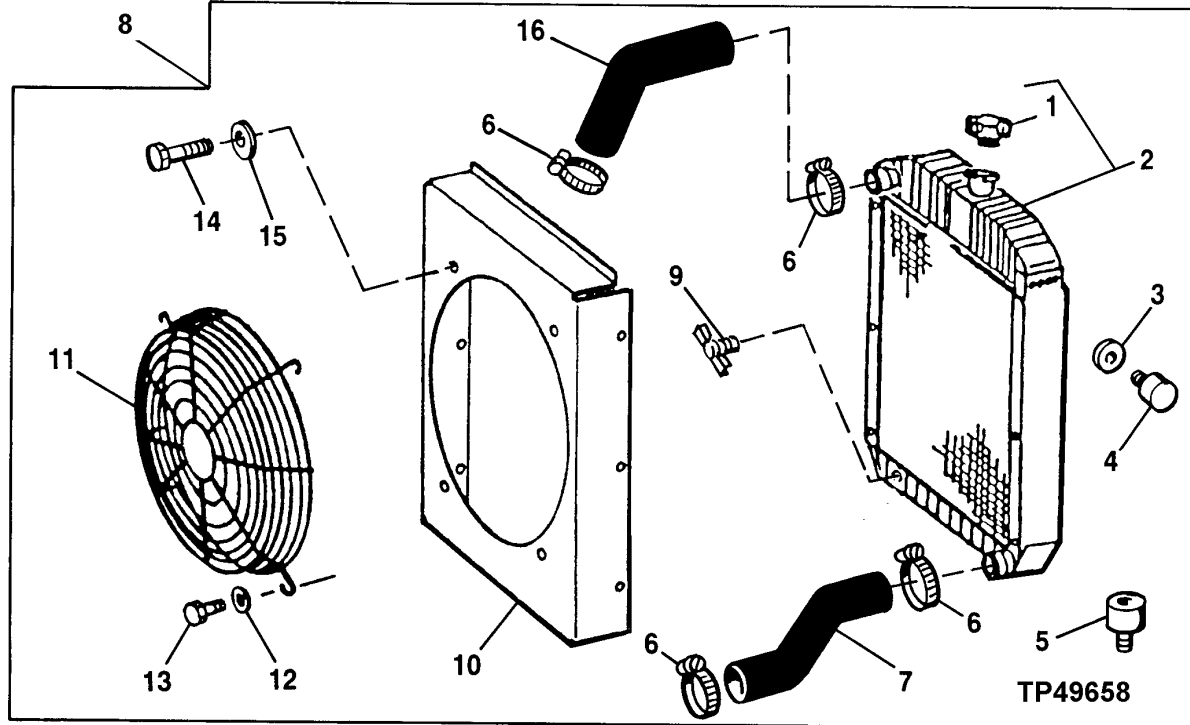


**COLD WEATHER STARTING AID
 CODE 9701**

KEY	PART NO.	PART NAME	QTY	SERIAL NO.	REMARKS
1	AT171162	STARTING FLUID	1		
2	RE502443	VALVE	1		
3	RE502891	SWITCH	1		TEMPERATURE SENSOR
4	AT181582	ELBOW FITTING	1		
5	TUBE	1		(MAKE FROM T78593 BULK MATERIAL, CUT TO LENGTH)
6	AT183222	NOZZLE	1		
7	T175293	ADAPTER	1		
8	RE502745	KIT	1		

MEMORANDA

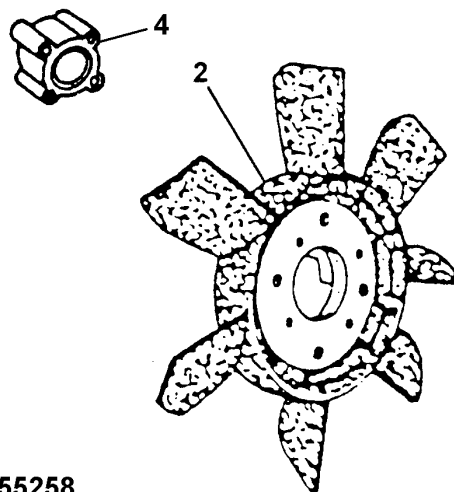
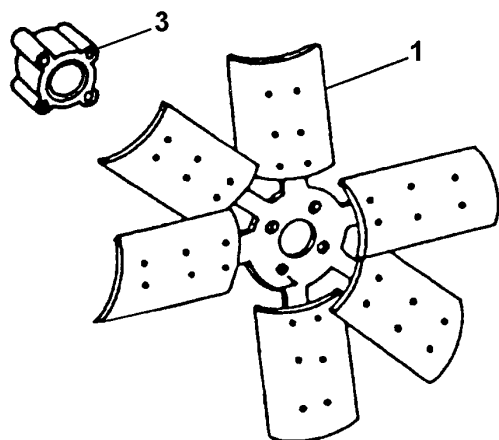
RADIATOR,RADIATOR HOSES,FAN SHROUD AND FAN GUARD
 TP49658 -UN-22OCT97



KEY	PART NO.	PART NAME	QTY	ENGINE SERIAL NO.	REMARKS
1	RE64092	FILLER CAP	1		
2	RE64110	RADIATOR	1		STANDARD
	RE64111	RADIATOR	1		TRASH RESISTANT
3	WASHER	1		
4	ISOLATOR	1		
5	ISOLATOR	1		
6	TY22471	CLAMP	4		
7	R128456	HOSE	1		LOWER
8	RE68026	KIT	1		STANDARD RADIATOR
	RE68027	KIT	1		TRASH RESISTANT RADIATOR
9	AT13740	DRAIN VALVE	1		
10	RE64109	SHROUD	1		
11	RE64108	GUARD	1		
12	24M7024	WASHER	4		9 X 28 X 3 MM
13	19H2127	CAP SCREW	4		5/16" X 7/8"
14	19H1813	CAP SCREW	4		5/16" X 5/8"
15	12H303	RADIATOR	4		5/16"
16	R128455	HOSE	1		UPPER

**FAN BLADES
SUCKER AND BLOWER
(CODE 9901)**

TP55258 -UN-18DEC97

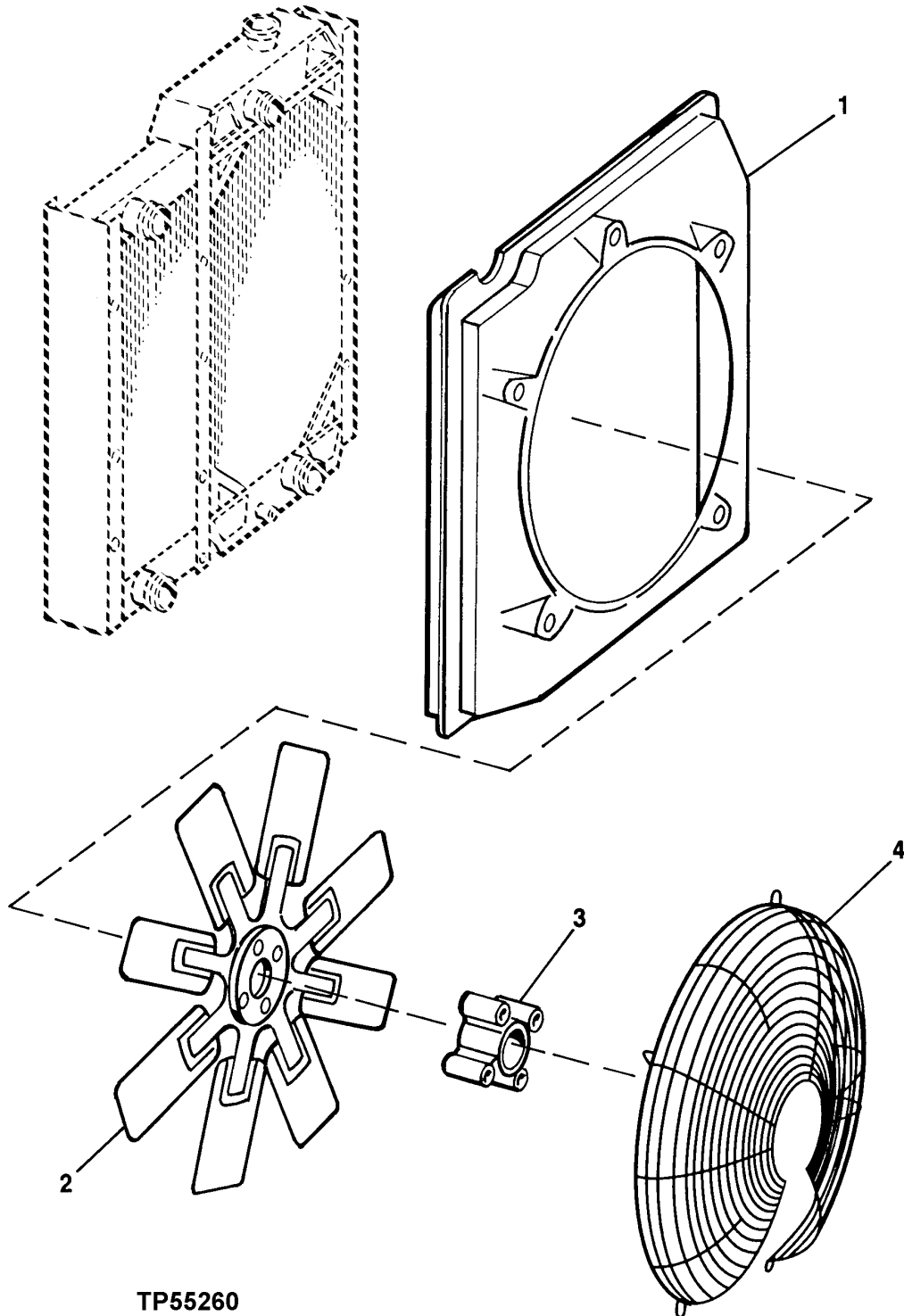


TP55258

KEY	PART NO.	PART NAME	QTY	ENGINE SERIAL NO.	REMARKS
1	AT170040	FAN	1	(SUCKER FAN)	
2	RE47519	BLOWER FAN	1		
3	R128443	SPACER	1	(USE WITH AT170040)	
4	R128442	SPACER	1	(USE WITH RE47519)	

MEMORANDA

RADIATOR, RADIATOR SHROUD, FAN BLADES, FAN SPACERS
TP55260 -UN-09FEB98

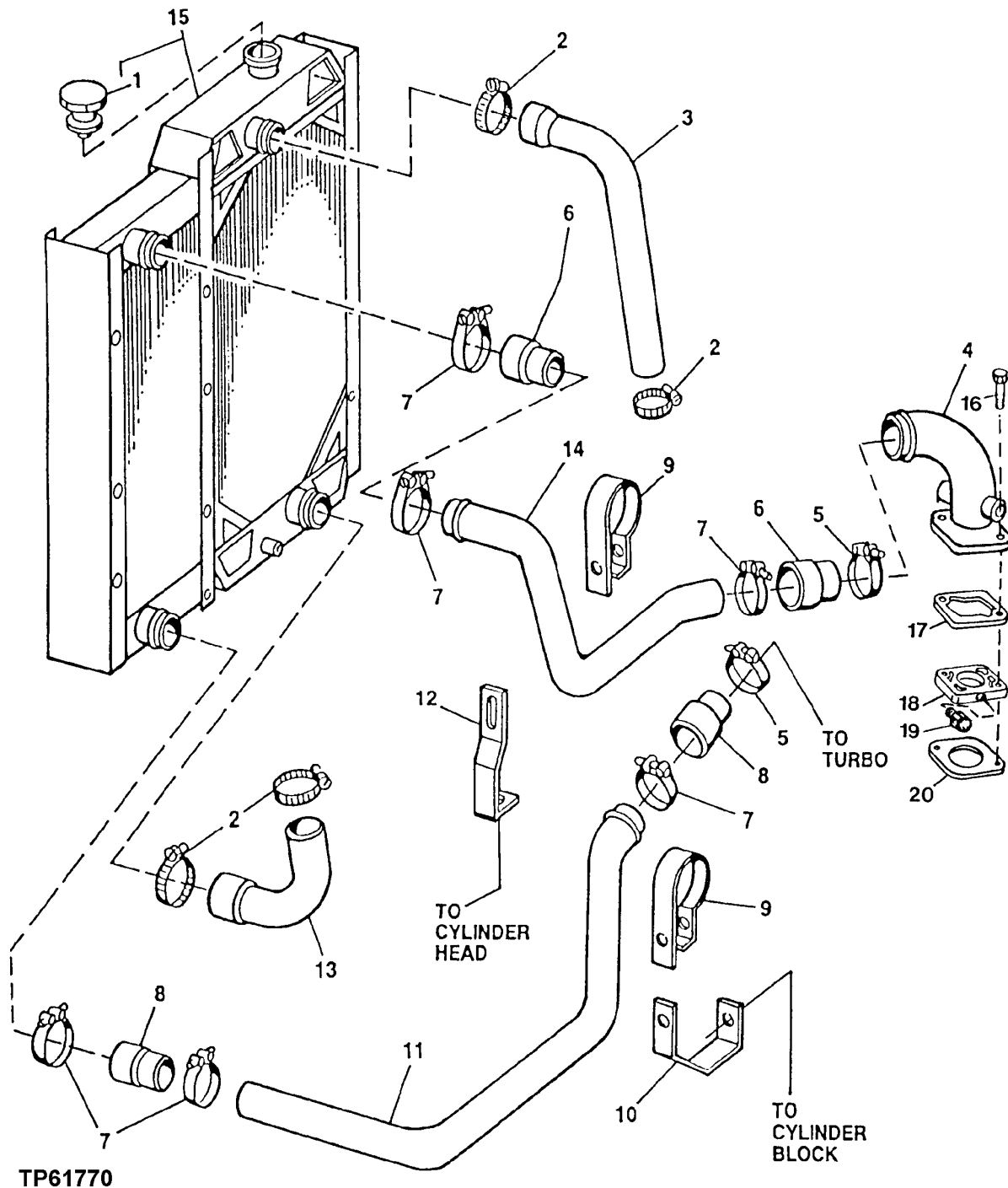


TP55260

**RADIATOR, RADIATOR HOSES, FAN SHROUD AND FAN GUARD
WITH CHARGE AIR ASSEMBLY**

KEY	PART NO.	PART NAME	QTY	SERIAL NO.	REMARKS
1	RE70527	SHROUD	1		
2	AT34808	FAN	1		(8 BLADE--BLOWER)
	AT38076	FAN	1		(6 BLADE--SUCTION)
3	R128442	SPACER	1		(USE WITH AT34808)
	R128443	SPACER	1		(USE WITH AT37076)
4	RE70650	GUARD	1		

RADIATOR/WITH AIR CHARGE,RADIATOR HOSES,TUBES,CLAMPS,BRACKETS
 TP61770 -UN-27OCT98

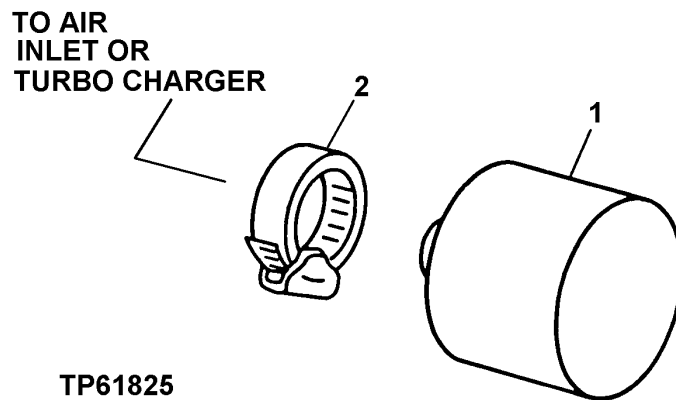


RADIATOR/WITH AIR CHARGE, RADIATOR HOSES,TUBES,CLAMPS,BRKTs.

KEY	PART NO.	PART NAME	QTY	SERIAL NO.	REMARKS
1	RE64092	FILLER CAP	1		
2	AR21840	CLAMP	4		
3	R135733	HOSE	1		
4	RE501895	AIR INTAKE	1		(SUB FOR RE70723) (ALSO ORDER R501472, R81275, (2) 19M8292, RE60071 AND R133893)
5	R110531	CLAMP	1		
6	R135729	HOSE	2		
7	AT105289	CLAMP	6		
8	R135730	HOSE	2		
9	N110000	CLIP	2		
10	R500362	BRACKET	1		
11	R136334	TUBE	1		
12	R136012	BRACKET	1		
13	R136010	HOSE	1		
14	R135732	TUBE	1		
15	RE500071	RADIATOR TOP	1		
16	19M8292	SCREW	1	XXXXXX-	
17	R133893	GASKET	1	XXXXXX-	
18	R501472	SPACER	1	XXXXXX-	
19	RE60071	FITTING	1	XXXXXX-	
20	R81275	GASKET	1	XXXXXX-	

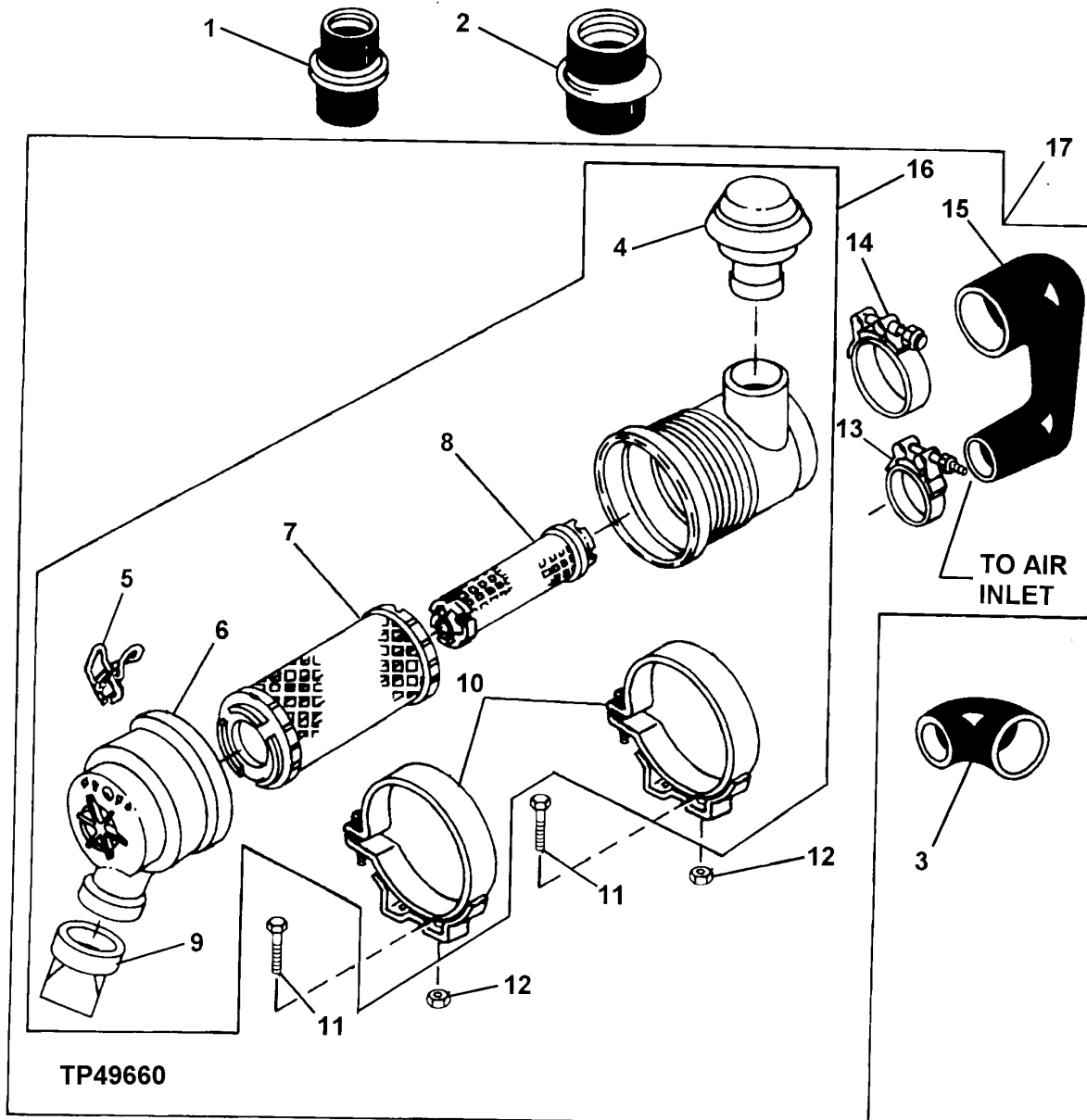
MEMORANDA

SINGLE STAGE AIR CLEANER
 TP61825 -UN-07APR99



KEY	PART NO.	PART NAME	QTY	SERIAL NO.	REMARKS
1	RE40436	CLAMP	1		
2	RE63778	AIR CLEANER	1		(WITHOUT TURBOCHARGER)
	RE63779	AIR CLEANER	1		(WITH TURBOCHARGER)

**AIR CLEANER AND RAIN CAP
(WITH TURBOCHARGER)
(4045TF150 AND 4045TF250)
TP49660 -UN-12NOV97**

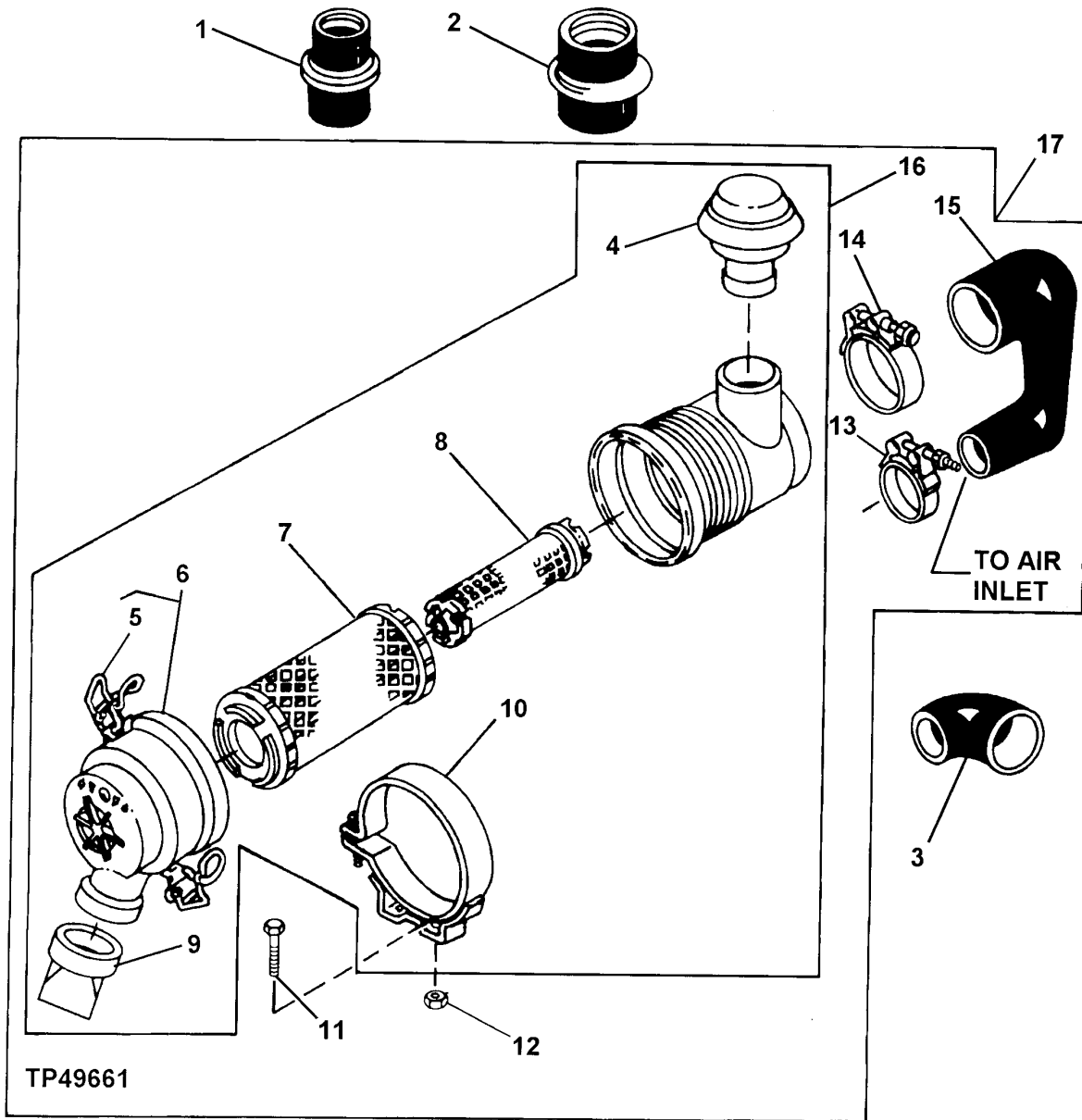


**AIR CLEANER AND RAIN CAP
(WITH TURBOCHARGER)
(4045TF150 AND 4045TF250)**

KEY	PART NO.	PART NAME	QTY	SERIAL NO.	REMARKS
1	R128993	REDUCER	1		(2 1/2" I.D. TO 3" I.D.)
2	R128992	REDUCER	1		(3" I.D TO 4" I.D.)
3	R128994	ELBOW FITTING	1		ELBOW
4	AT175358	AIR CLEANER	1		RAIN CAP
5	R122386	CLIP	1		
6	AR84565	COVER	1		
7	AT203469	FILTER ELEMENT	1		PRIMARY
8	AT203470	FILTER ELEMENT	1		SECONDARY
9	T156947	VALVE	1		
10	AR35435	BAND	2		MOUNTING
11	19M7784	SCREW	4		M10 X 20
12	14M7296	FLANGE NUT	4		M10
13	AT56657	CLAMP	1		
14	AT50923	CLAMP	1		
15	R128438	HOSE	1		
16	AT203471	AIR CLEANER	1		
17	RE68010	AIR CLEANER KIT	1		

**AIR CLEANER AND RAIN CAP
(WITHOUT TURBOCHARGER)**

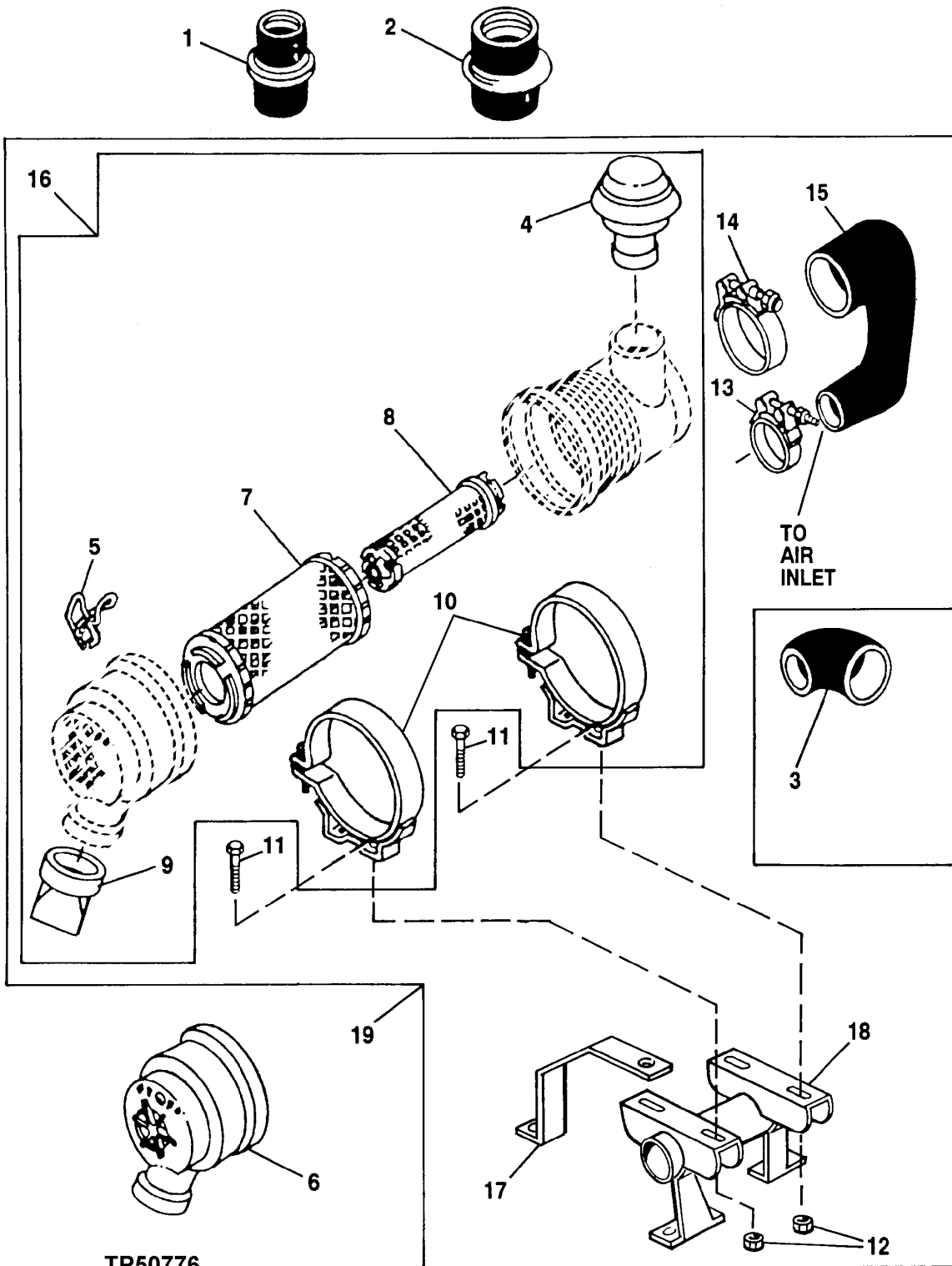
TP49661 -UN-12NOV97



**AIR CLEANER AND RAIN CAP
(WITHOUT TURBOCHARGER)**

KEY	PART NO.	PART NAME	QTY	SERIAL NO.	REMARKS
1	R128993	REDUCER	1		(2 1/2" I.D. TO 3" I.D.)
2	R128992	REDUCER	1		(3" I.D TO 4" I.D.)
3	R128994	ELBOW FITTING	1		ELBOW
4	RE64099	AIR CLEANER	1		RAIN CAP
5	R122386	CLIP	1		
6	AT171855	COVER	1		
7	AT171853	AIR FILTER	1		PRIMARY
8	AT171854	AIR FILTER	1		SECONDARY
9	R48568	VALVE	1		
10	RE64100	BAND	1		MOUNTING
11	19M7784	SCREW	4		M10 X 20
12	14M7296	FLANGE NUT	4		M10
13	AT56658	CLAMP	1		
14	R110531	CLAMP	1		
15	R132731	HOSE	1		
16	RE64098	AIR CLEANER	1		
17	RE68011	AIR CLEANER KIT	1		

**AIR CLEANER AND RAIN CAP
(WITH TURBOCHARGER)
(4045HF150)**
TP50776 -UN-11MAR98

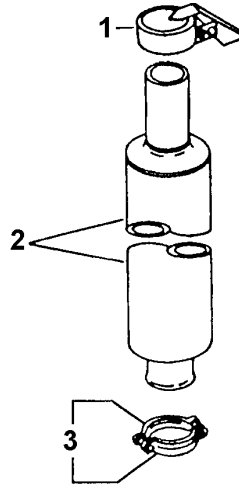


**AIR CLEANER AND RAIN CAP
(WITH TURBOCHARGER)
(4045HF150)**

KEY	PART NO.	PART NAME	QTY	SERIAL NO.	REMARKS
1	R128993	REDUCER	1		(2 1/2" I.D. TO 3" I.D.)
2	R128992	REDUCER	1		(3" I.D TO 4" I.D.)
3	R128994	ELBOW FITTING	1		ELBOW
4	AT175358	AIR CLEANER	1		RAIN CAP
5	R122386	CLIP	1		
6	AR84565	COVER	1		
7	AT203469	FILTER ELEMENT	1		PRIMARY
8	AT203470	FILTER ELEMENT	1		SECONDARY
9	T156947	VALVE	1		
10	AR35435	BAND	2		MOUNTING
11	19M7784	SCREW	5		M10 X 20
12	14M7296	FLANGE NUT	5		M10
13	AT56657	CLAMP	1		
14	AT50923	CLAMP	1		
15	R128438	HOSE	1		
16	AT203471	AIR CLEANER	1		
17	R500360	BRACKET	1		
18	RE71303	BRACKET	1		
19	RE500802	AIR CLEANER KIT	1		

MEMORANDA

**MUFFLER AND MUFFLER COVER
(WITH SOUND REDUCTION PACKAGE)**
TP58321 -UN-09OCT98

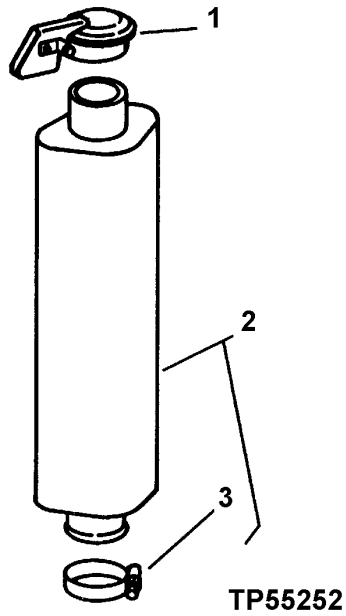


TP58321

KEY	PART NO.	PART NAME	QTY	SERIAL NO.	REMARKS
1	AR56784	EXHAUST CAP	1		
2	RE62267	MUFFLER	1		
3	AT63813	HALF CLAMP	2		

MUFFLER AND MUFFLER COVER
(CODE 9901)

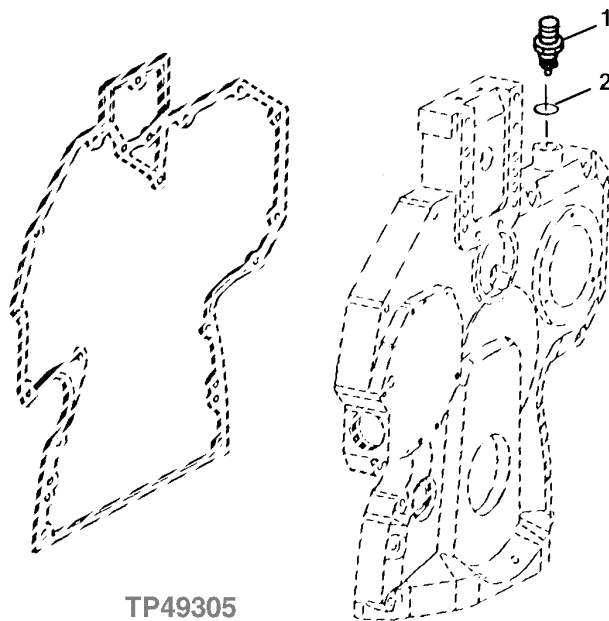
TP55252 -UN-04DEC97



KEY	PART NO.	PART NAME	QTY	SERIAL NO.	REMARKS
1	AR86600	CAP	1		
2	RE20224	MUFFLER	1		
3	RE20223	CLAMP	1		

TACHOMETER SENSOR
CODE 6701 SENSOR

TP49305 -UN-04OCT95



TP49305

KEY	PART NO.	PART NAME	QTY	ENGINE SERIAL NO.	REMARKS
1	RE71121	SENSOR	1	(SUB FOR RE43511)	
2	51M7044	O-RING	1		

TP49951 -UN-17FEB98

FLUID ANALYSIS PRODUCTS



TP49951

"OILSCAN PLUS"

KEY	PART NO.	PART NAME	QTY	SERIAL NO.	REMARKS
1	AT178840	KIT	1		STANDARD ENGINE, SELF EXTRACTION (12 PER PACKAGE)(INCLUDES SPECTROCHEMICAL ANALYSIS, VISCOSITY, ° WATER, FUEL DILUTION, GLYCOL, FUEL SOOT) (SUB FOR AT178843)
	AT180333	KIT	1		STANDARD ENGINE, 4 OZ BOTTLE (10 PER PACKAGE) (SAME AS AT178840) (SUB FOR AT180335)
	AT178842	KIT	1		COMPREHENSIVE ENGINE W/TBN (EXTENDED DRAIN) (12 PER PACKAGE)(SAME AS AT178840 PLUS TBN)
	AT180334	KIT	1		COMPREHENSIVE ENGINE W/TBN (EXTENDED DRAIN) 4 OZ BOTTLE (10 PRT PACKAGE) (SAME AS AT178842)
	KIT	1		TRANSMISSION, GEARBOXES & BASIC HYDRAULIC SYSTEM (12 PER PACKAGE)(INCLUDES SPECTRO-CHEMICAL ANALYSIS, VISCOSITY, ° WATER) (AT178843 NO LONGER USED) (SUB AT178840)
	KIT	1		TRANSMISSION,GEARBOXES & BASIC HYDRAULICS, 4 OZ BOTTLE (10 PER PACKAGE) (AT180335 NO LONGER AVAILABLE) (SUB AT180333)
	AT178844	KIT	1		COMPREHENSIVE HYDRAULIC & HYDROSTATIC SYSTEMS, 4 OZ BOTTLE (10 PER PACKAGE) (REQUIRES USE OF A SAMPLING VALVE FOR ACCURATE RESULTS)
	AT182602	KIT	1		VALVE, SAMPLING, 1000 PSI RATING, (5 PER PACKAGE)(PUSH BUTTON, 1/8" NPT MALE)
	AT182603	KIT	1		FITTING, PRESSURE REDUCING (5 PER PACKAGE) (REQUIRED FOR CIRCUIT PRESSURE OVER 100 PSI) (USED WITH AT182602) (7/16" O-RING MALE X 1/8" NPT FEMALE WITH 0.025" ORIFACE)
	AT185503	KIT	1		FITTING, PRESSURE REDUCING (5 PER PACKAGE) (1/8" NPT MALE X 1/8 NPT FEMALE) (NOT ILLUSTRATED)

MISCELLANEOUS VEHICLE 13
 GREASES ,OILS ,FUELS AND COOLANTS 1369

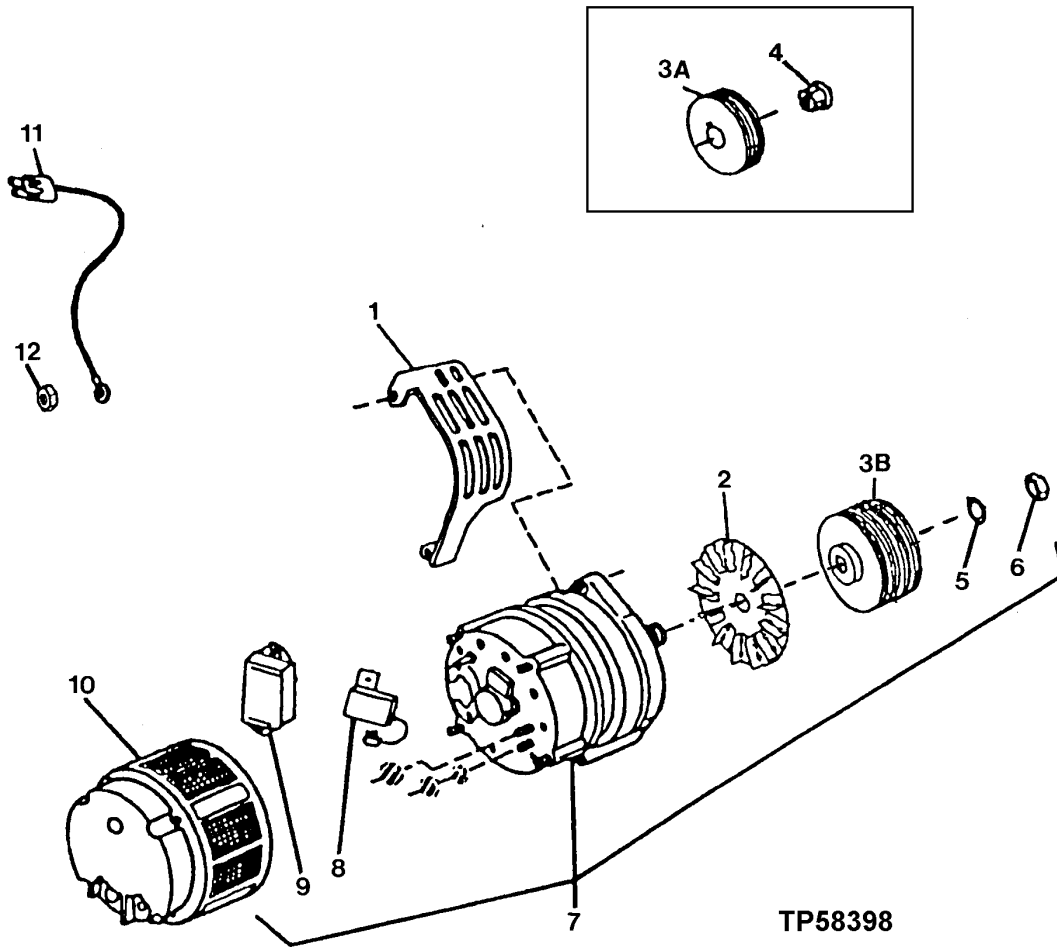
"OILSCAN PLUS" (CONTINUED)					
KEY	PART NO.	PART NAME	QTY	SERIAL NO.	REMARKS
1	AT183524	FITTING	1		PRESSURE REDUCING (5 PER PACKAGE)(REQUIRED FOR PRESSURE OVER 100 PSI)(USED WITH AT182602. 9/16" O-RING MALE X 1/8" NPT FEMALE WITH 0.025" ORIFICE)
	ISPKIT3	PUMP	1		OIL EXTRACTION (1 PER PACKAGE)(CAN BE USED WITH AT180333, AT180334, AND AT180335 KITS TO EXTRACT OIL SAMPLE)
	DSO345	TUBE	1		500' ROLL (USED WITH IPSKIT3 PUMP TO EXTRACT SAMPLE)
	DSO346	TUBE	1		100' ROLL (USED WITH IPSKIT3 PUMP TO EXTRACT SAMPLE)

"COOLSCAN PLUS"					
KEY	PART NO.	PART NAME	QTY	SERIAL NO.	REMARKS
1	AT183016	KIT	1		COOLANT ANALYSIS (6 PER PACKAGE)(TESTS FREEZE POINT, ° ANTIFREEZE, PH, RESERVE ALKALINITY, NITRITE, MOLYBDATE, SILICATE, VISUAL ASSESSMENT & CORROSION METALS (IRON, COPPER, ALUMINUM & LEAD))

"DIESELSCAN "					
KEY	PART NO.	PART NAME	QTY	SERIAL NO.	REMARKS
1	AT180344	KIT	1		DIESEL ANALYSIS (6 PER PACKAGE)(USED TO VERIFY TYPE, SUITABILITY FOR COLD TEMPERATURE OPERATIONS, CLEANLINESS, WATER CONTENT AND IF FUEL IS WITHIN ASTM SPECIFICATIONS. CHECKS API GRAVITY, VISCOSITY AT 40C, SULFUR, CETANE INDEX, DISTILLATION, CLOUD POINT, POUR POINT AND COLD FILTER PLUGGING POINT.

CUSTOMER CONVENIENCE PACKS					
KEY	PART NO.	PART NAME	QTY	ENGINE SERIAL NO.	REMARKS
1	AT182016	KIT	1		(INCLUDES (6) AT178840 KITS)
	AT182017	KIT	1		(INCLUDES (6) AT178840 & (2) AT178844 KITS)

ALTERNATOR,REGULATOR AND ALTERNATOR WIRE HARNESS
CODE 3104,3107,3108 AND 3109
TP58398 -UN-08DEC98



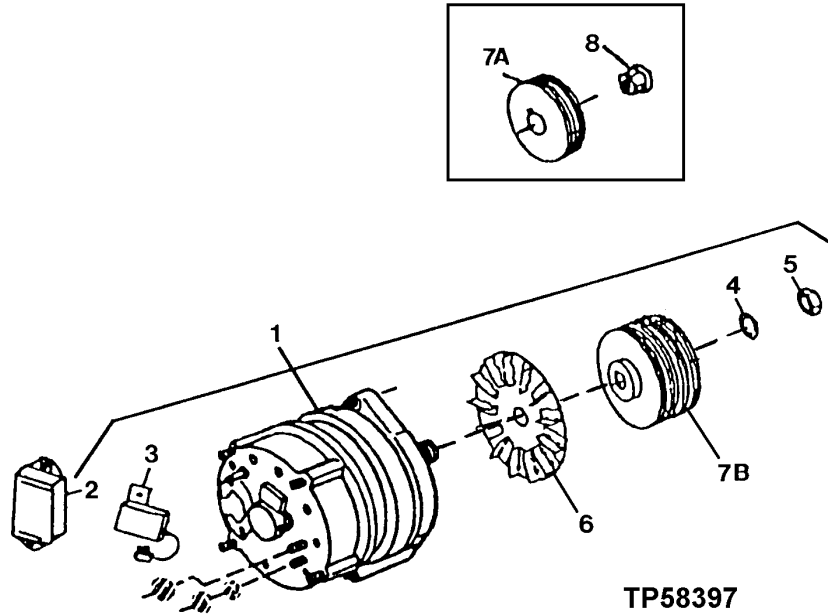
**ALTERNATOR,REGULATOR AND ALTERNATOR WIRE HARNESS
CODE 3104,3107,3108 AND 3109**

KEY	PART NO.	PART NAME	QTY	ENGINE SERIAL NO.	REMARKS
1	R122848	SHIELD	1		(CODE 3107)
2	T158584	FAN	1		
3A	R94350	SHEAVE	1	-803970	
3B	R501486	SHEAVE	1	803971-	
4	R94351	BUSHING	1	-803970	
5	T10745	WASHER	1		
6	14M7158	NUT	1		M16
7	AT185696	ALTERNATOR	1		NEW (CODE 3104) 24V/45AMP, (BOSCH) (CONVENIENCE ASSEMBLY) (SUB FOR AT175195)
	TY24322	ALTERNATOR	1		(CODE 3104) 24V/45AMP, REMANUFACTURED, (SUB FOR TY6774)
	AT220394	ALTERNATOR	1		NEW (CODE 3107) 12V/95AMP, (BOSCH) (CONVENIENCE ASSEMBLY) (SUB FOR AT175194)
	TY24485	ALTERNATOR	1		(CODE 3107) 12V/95AMP, REMANUFACTURED (BOSCH) (SUB FOR TY6750)
	AT185951	ALTERNATOR	1		NEW(CODE 3108) 12V/120AMP, (BOSCH) (SUB FOR AE53101)
	AT220393	ALTERNATOR	1		NEW(CODE 3109) 12V/65AMP, BOSCH (CONVENIENCE ASSEMBLY) (SUB FOR AT173624)
	TY6799	ALTERNATOR	1		(CODE 3109) 12V/65AMP, REMANUFACTURED (BOSCH)
8	H144095	CAPACITOR	1		
9	AT163156	REGULATOR	1		(CODE 3104)
	H144094	VOLTAGE REGULATOR	1		(CODE 3107 AND 3109)
10	AT207952	COVER	1		(SUB FOR AH138291, THIS APPLICATION)
11	RE503814	CONNECTOR	1		(SUB FOR RE60251)
12	14M7297	NUT	1		M5

ALTERNATOR ,REGULATOR WITHOUT WIRING HARNESS

CODE 3111

TP58397 -UN-08DEC98

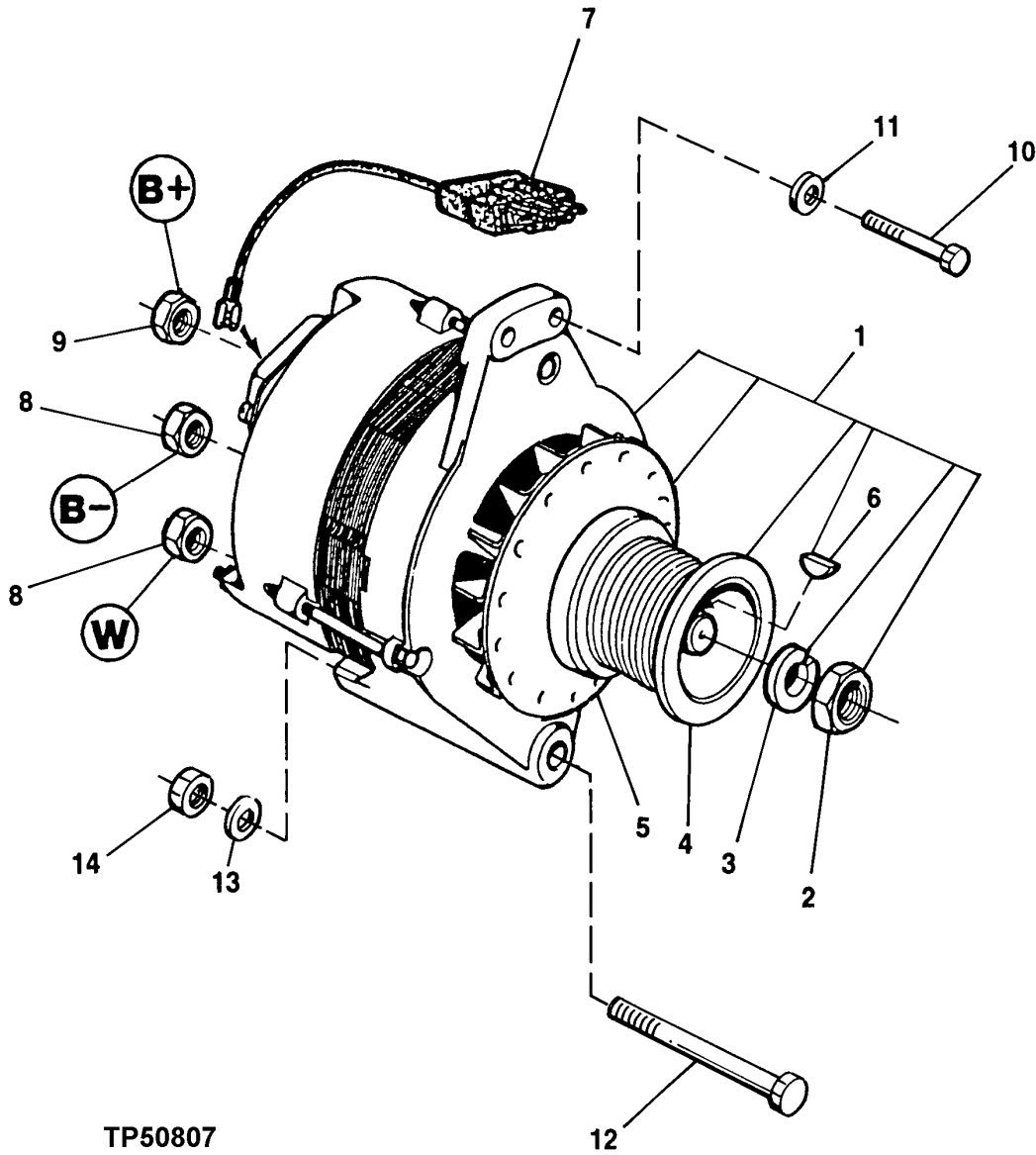


KEY	PART NO.	PART NAME	QTY	SERIAL NO.	REMARKS
1	AT220393	ALTERNATOR	1		(12V/65A) (BOSCH) (SUB FOR AT173624) (NEW)
	TY6799	ALTERNATOR	1		(12V/65A) (BOSCH) (REMANUFACTURED)
2	H144094	VOLTAGE REGULATOR	1		
3	H144095	CAPACITOR	1		
4	T10745	WASHER	1		
5	14M7158	NUT	1	M16	
6	T158584	FAN	1		
7A	R94350	SHEAVE	1	-803970	
7B	R501486	SHEAVE	1	803971-	
8	R94351	BUSHING	1	-803970	

MEMORANDA

ALTERNATOR WITH WIRING HARNESS
(CODE 3101)

TP50807 -UN-16APR98



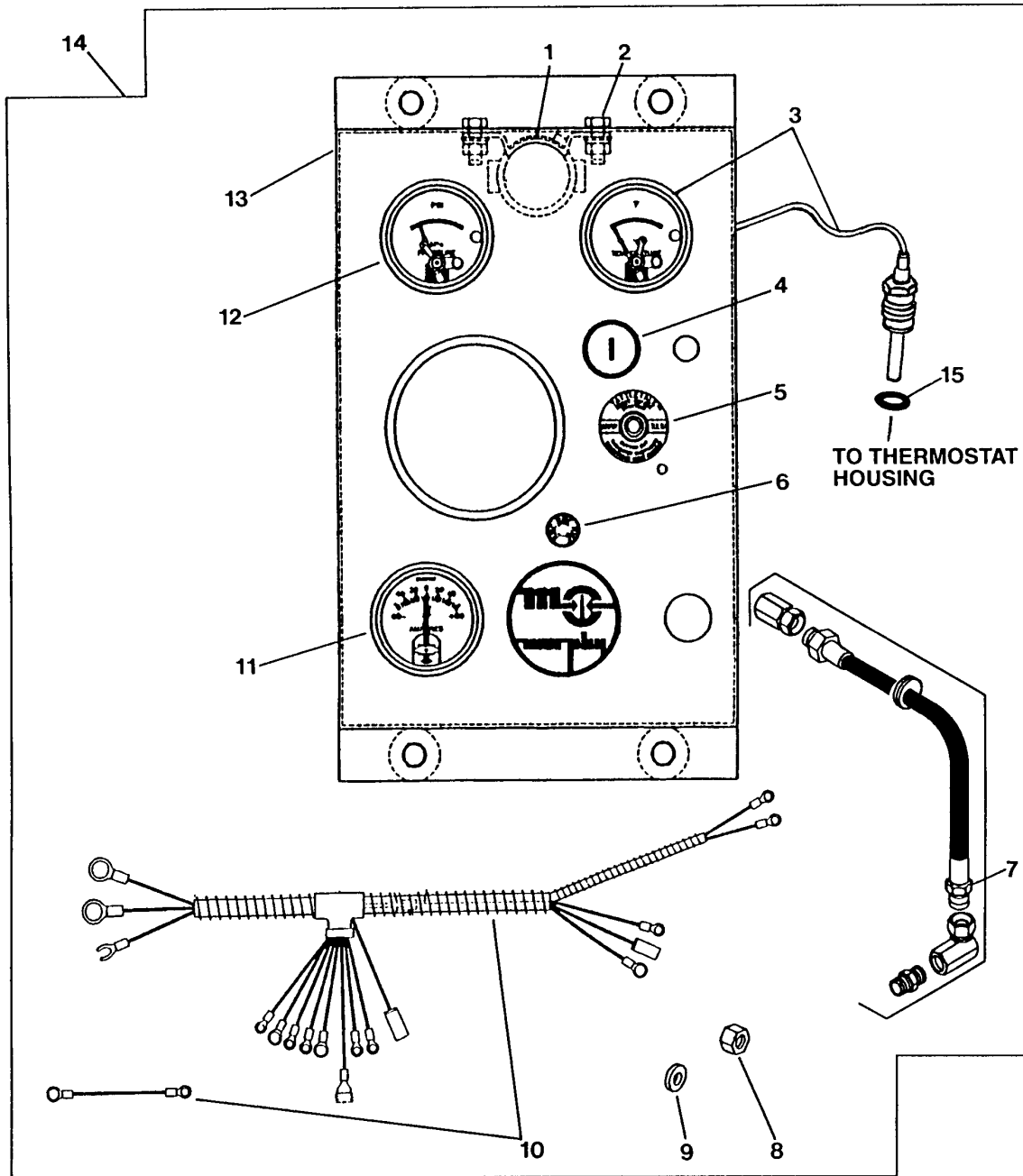
TP50807

**ALTERNATOR WITH WIRING HARNESS
(CODE 3101)**

KEY	PART NO.	PART NAME	QTY	SERIAL NO.	REMARKS
1	RE501634	ALTERNATOR	1		
2	NUT	1		
3	LOCK WASHER	1		
4	R501192	SHEAVE	1		
5	T158584	FAN	1		
6	SHAFT KEY	1		
7	RE503815	CONNECTOR	1		(SUB FOR RE62627)
8	14M7265	LOCK NUT	1		M5
9	14M7165	LOCK NUT	1		M6
10	19M7867	SCREW	1		M8 X 25
11	R501065	WASHER	1		
12	19M7812	SCREW	1		M10 X 100
13	R64525	THRUST WASHER	1		10.312 X 17.475 X 0.914 MM (13/32" X 11/16" X 0.036")
14	14M7296	FLANGE NUT	1		M10

INSTRUMENT PANEL AND GAUGES
12-VOLT

TP55389 -UN-24JUN98



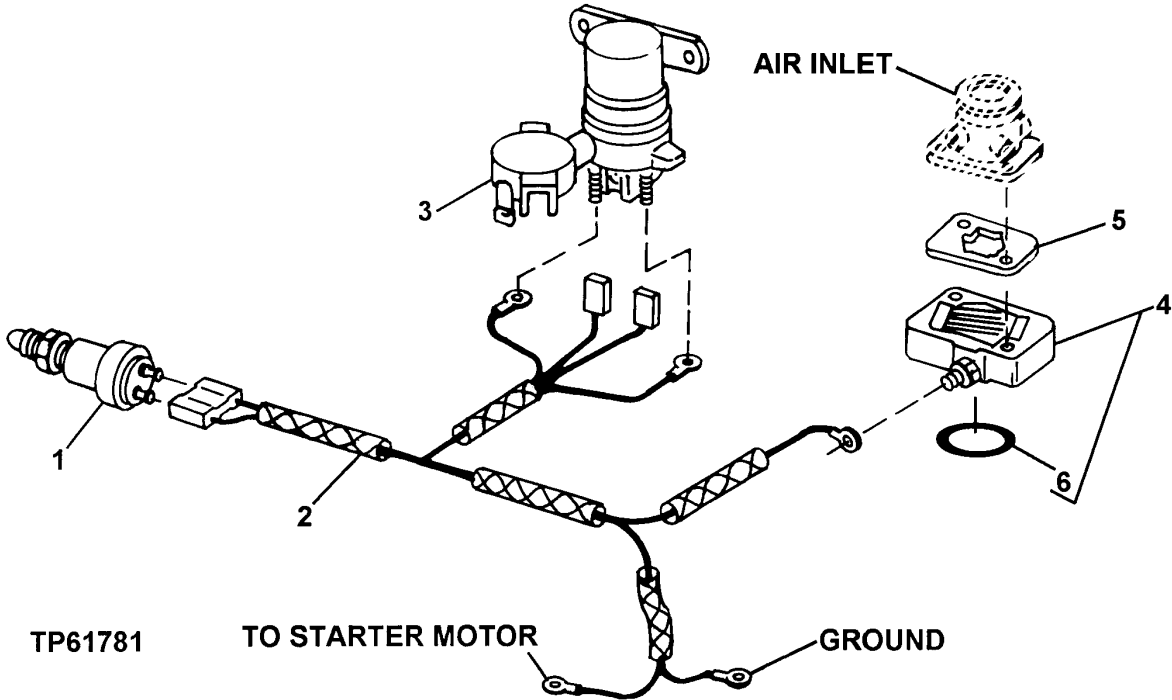
INSTRUMENT PANEL AND GAUGES-CONTINUED

KEY	PART NO.	PART NAME	QTY	ENGINE SERIAL NO.	REMARKS
1	AT141011	RELAY	1		
2	CAP SCREW	2		EXTERNAL (1/4-20 X 3/4)
	LOCK WASHER	2		EXTERNAL (1/4")
	NUT	2		INTERNAL (1/4-20 X 7/16)
	WASHER	2		INTERNAL (1/4")
	LOCK WASHER	2		INTERNAL (1/4")
3	RE501656	TEMPERATURE GAUGE	1		
4	AR58126	KEY SWITCH	1		
	AR51481	KEY	1		
5	RE63642	SWITCH	1		
6	RE63643	FUSE HOLDER	1		
	AH84168	FUSE	1		
7	RE63695	HYDRAULIC HOSE	1		
8	R44342	NUT	10		
9	A4827R	WASHER	10		
10	RE63641	WIRING HARNESS	1		
11	RE43304	AMMETER	1		
12	RE43305	METER	1		
13	PANEL	1		(ORDER RE502090)
14	PANEL	1		(RE502090 NOT AVAILABLE FOR SERVICE, ORDER DIRECT)
15	51M7041	O-RING	1		

AIR HEATER AND WIRING HARNESS

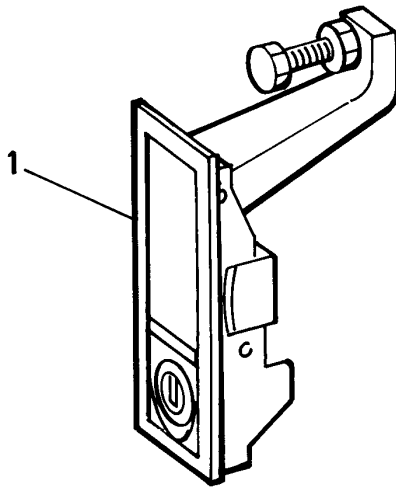
RELAY, 12 AND 24 VOLT
SWITCH

TP61781 -UN-06NOV98



KEY	PART NO.	PART NAME	QTY	SERIAL NO.	REMARKS
1	R39554	SWITCH	1		
2	RE502646	WIRING HARNESS	1		
3	AT141011	RELAY	1	12 VOLT	
	AT145341	RELAY	1	24 VOLT	
4	RE502657	HEATER	1	24 VOLT	
	RE502668	HEATER	1	12 VOLT	
5	R133893	GASKET	1		
6	R501459	GASKET	1		

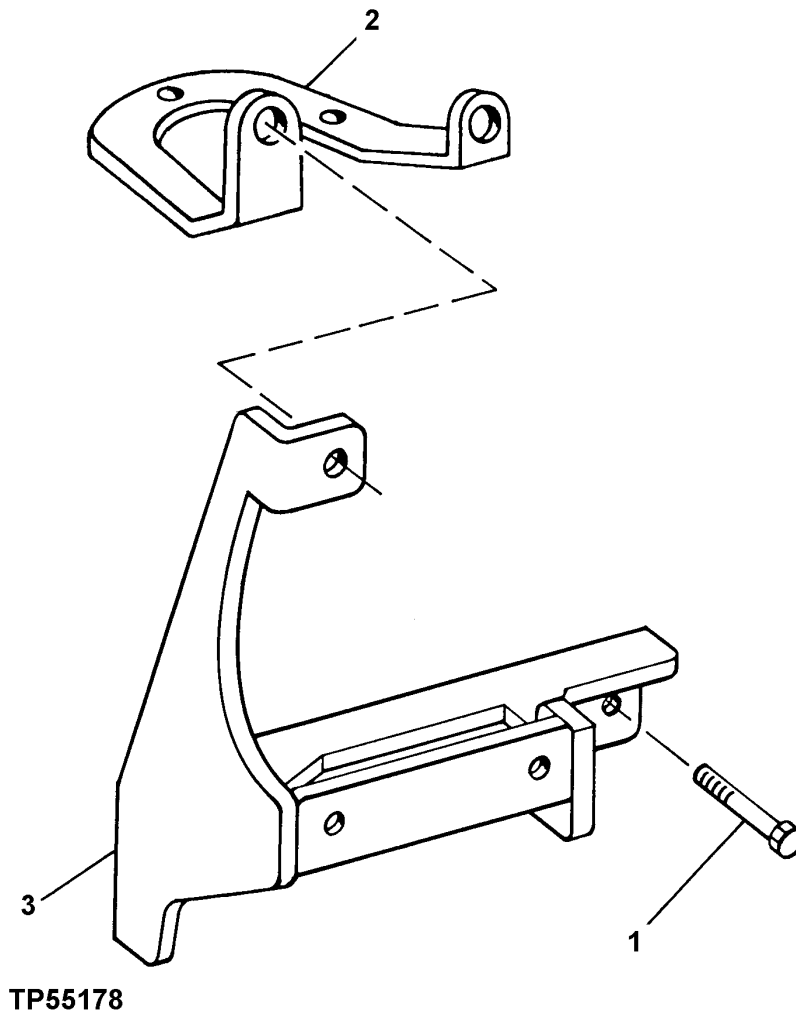
HINGES, YOKES AND GUDGEONS
 CODE 9701 LATCH, FLUSH LOCKING
 TP48986 -UN-01MAY96



TP48986

KEY	PART NO.	PART NAME	QTY	SERIAL NO.	REMARKS
1	RE64097	LATCH	1		

AIR CONDITIONER COMPRESSOR SUPPORT
CODE 7402 COMPRESSOR SUPPORT
TP55178 -UN-19AUG97



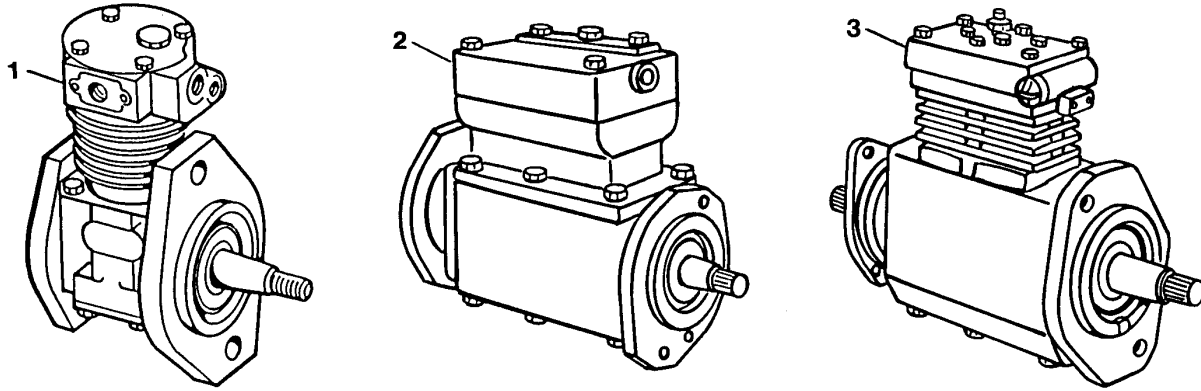
**AIR CONDITIONER COMPRESSOR SUPPORT
CODE 7402 COMPRESSOR SUPPORT**

KEY	PART NO.	PART NAME	QTY	ENGINE SERIAL NO.	REMARKS
1	19M7784	SCREW	1		
2	R132690	BRACKET	1		
3	RE70107	BRACKET	1		(SUB FOR R123500)

MEMORANDA

AIR COMPRESSOR

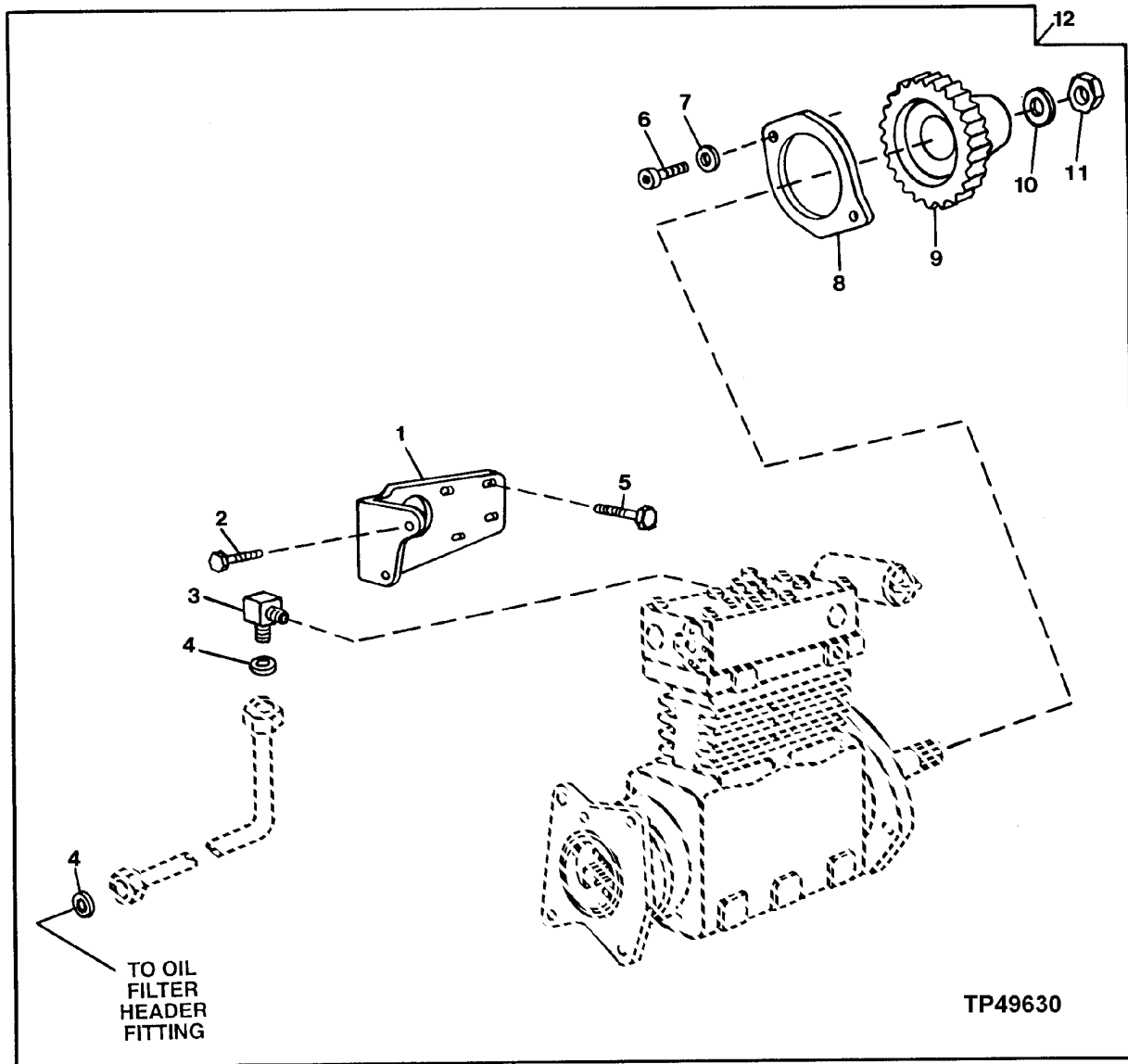
TP49629 -UN-30JUN97



TP49629

KEY	PART NO.	PART NAME	QTY	SERIAL NO.	REMARKS
1	RE71102	COMPRESSOR	1		(MIDLAND NO.EL-850) (SUB FOR RE67309 AND RE67310)
	RE70072	GOVERNOR	1		(MIDLAND NO.EL-850)
2	RE71103	COMPRESSOR	1		(MIDLAND NO.EL-1300)(WITH HYDRAULIC PUMP DRIVE THROUGH)
	RE71133	COMPRESSOR	1		(MIDLAND NO.EL-1300)(WITHOUT HYDRAULIC PUMP DRIVE THROUGH)
3	RE70072	GOVERNOR	1		(MIDLAND NO.EL-1300)
	RE66033	COMPRESSOR	1		(BENDIX TU-FLO 550)

**AIR COMPRESSOR DRIVE KIT
(WITH BENDIX AIR COMPRESSOR)
(ENGINE SERIAL NO. -742889)
TP49630 -UN-30JUN97**



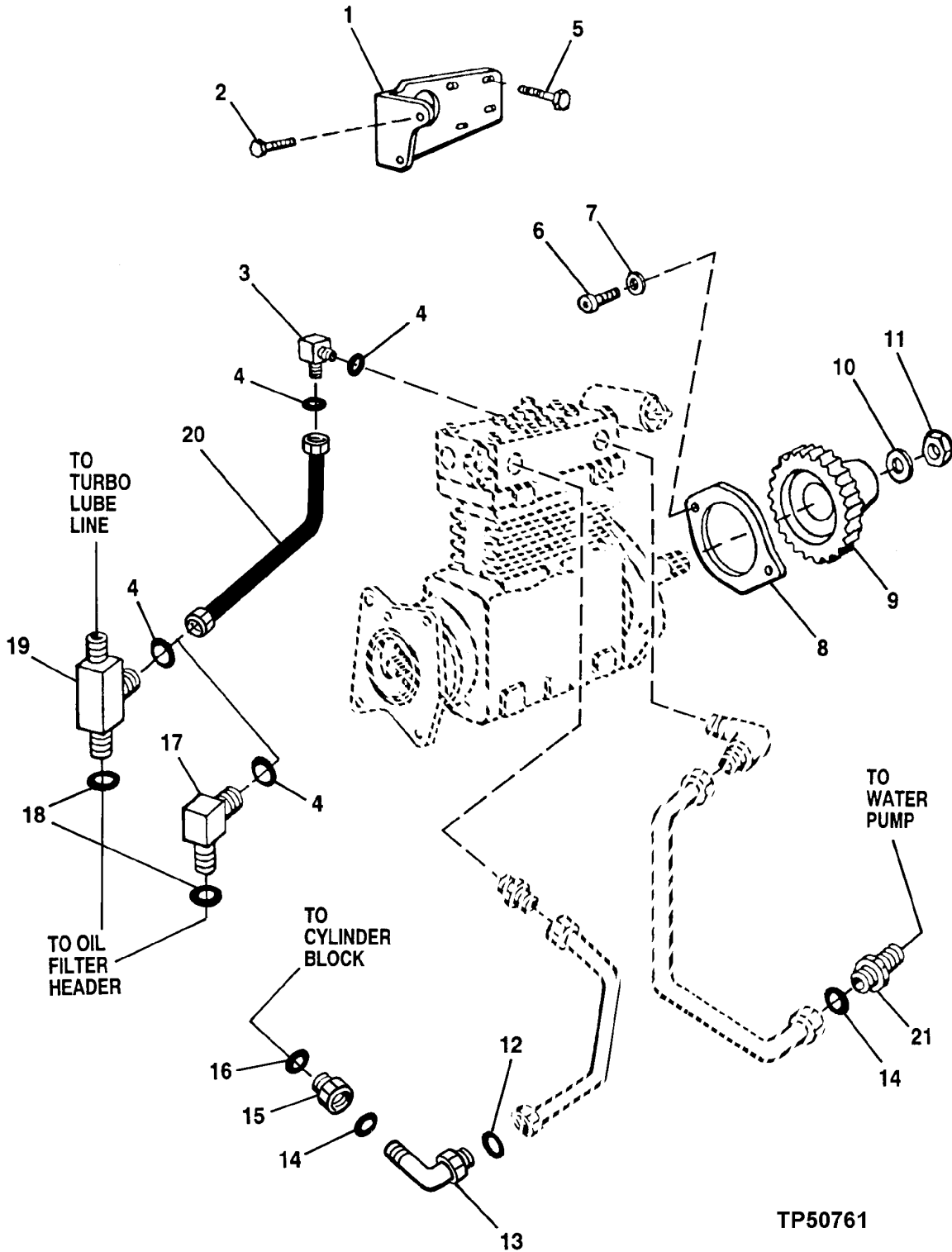
PNEUMATIC

SYSTEM

AIR COMPRESSOR DRIVE KIT- CONTINUED
(WITH BENDIX AIR COMPRESSOR)
(ENGINE SERIAL NO. -742889)

KEY	PART NO.	PART NAME	QTY	ENGINE SERIAL NO.	REMARKS
1	R132348	BRACKET	1		
2	19M7402	CAP SCREW	2	M10 X 25	
3	T112804	ELBOW FITTING	1		
4	T77613	O-RING	1		
5	19M7865	SCREW	4	M8 X 16	
6	19M8489	SCREW	2	M12 X 65	
7	24M7044	WASHER	2	13 X 20 X 2 MM	
8	R123676	GASKET	1		
9	R134479	BEVEL GEAR DRIVE	1	(34 TEETH)	
10	24H1392	WASHER	1	25/32" X 1-3/8" X 0.120"	
11	14H863	NUT	1	3/4"	
12	RE60196	KIT	1	(BENDIX AIR COMPRESSOR DRIVE) (SUB RE500909)	

AIR COMPRESSOR DRIVE KIT
 (WITH BENDIX 550 AIR COMPRESSOR)
 (ENGINE SERIAL NO.742890-)
 TP50761 -UN-12MAR98



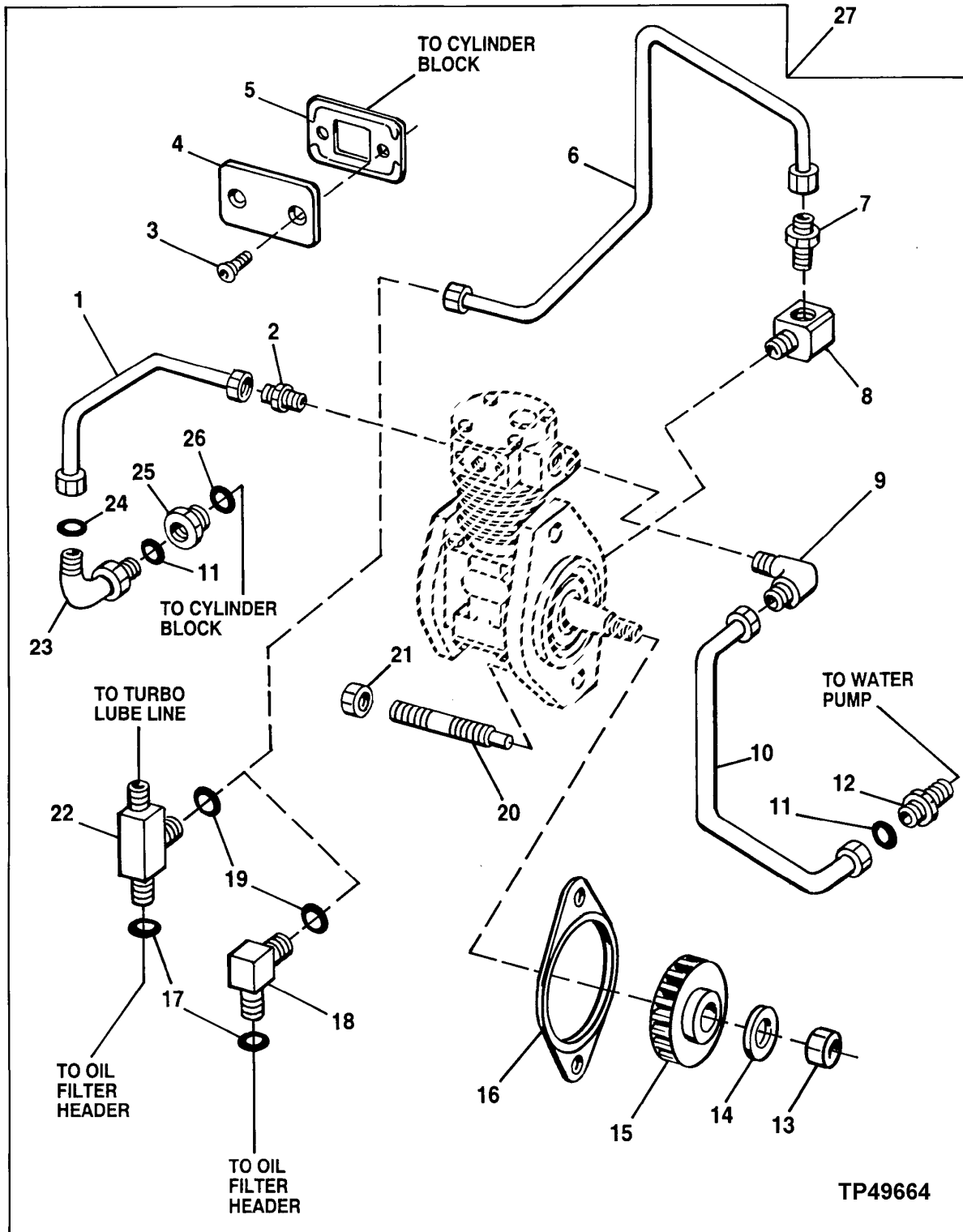
PNEUMATIC

SYSTEM

AIR COMPRESSOR DRIVE KIT- CONTINUED
 (WITH BENDIX 550 AIR COMPRESSOR)
 (ENGINE SERIAL NO.742890-)

KEY	PART NO.	PART NAME	QTY	ENGINE SERIAL NO.	REMARKS
1	R132348	BRACKET	1		
2	19M7402	CAP SCREW	2	M10 X 25	
3	T112804	ELBOW FITTING	1		
4	T77613	O-RING	2	0.364" X 0.070"	
5	19M7865	SCREW	4	M8 X 16	
6	19M8489	SCREW	2	M12 X 65	
7	24M7044	WASHER	2	13 X 20 X 2 MM	
8	R123676	GASKET	1		
9	R134479	BEVEL GEAR DRIVE	1	(34 TEETH)	
10	24H1392	WASHER	1	25/32" X 1-3/8" X 0.120"	
11	14H863	NUT	1	3/4"	
12	51M7043	O-RING	1	15.300 X 2.200 MM	
13	38H5017	ELBOW FITTING	1		
14	T77857	O-RING	2	0.489" X 0.070"	
15	R135334	PLUG	1		
16	U13639	O-RING	1	1.475" X 0.118"	
17	38H5035	ELBOW FITTING	1	(WITHOUT TURBOCHARGER, BUT WITH LOW MOUNT TURBOCHARGER)	
18	51M7042	O-RING	1	13.300 X 2.200 MM	
19	38H5165	TEE FITTING	1	(WITH HIGH MOUNT TURBOCHARGER)	
20	RE60017	HYDRAULIC HOSE - FABRICATE	1		
21	38H5003	ADAPTER	1	(STRAIGHT CONNECTOR)	
22	RE500909	KIT	1		

AIR COMPRESSOR DRIVE KIT
 (WITH MIDLAND NO.EL-850 COMPRESSOR)
 (ENGINE SERIAL NO. -742889)
 TP49664 -UN-16JAN98



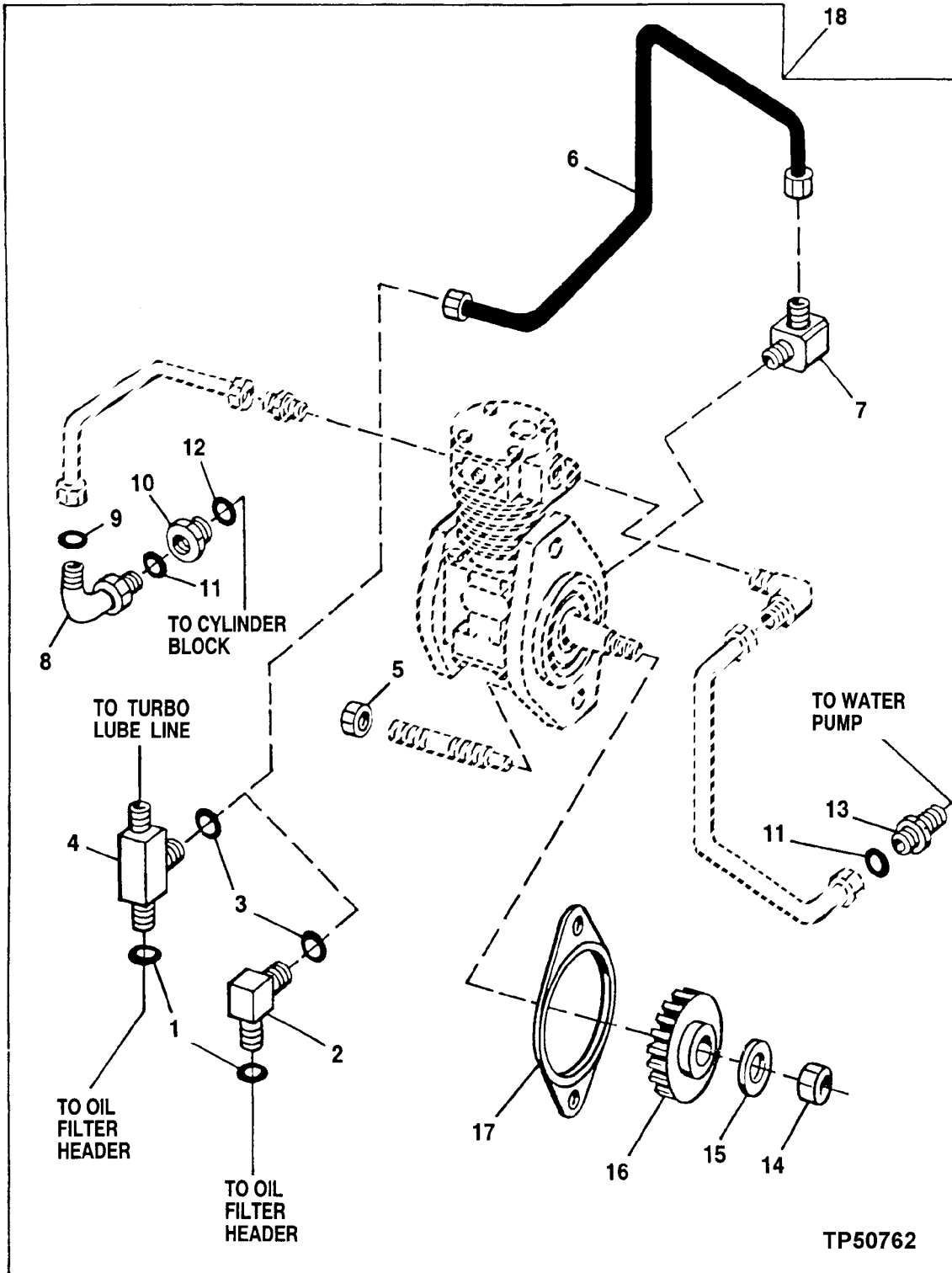
PNEUMATIC

SYSTEM

AIR COMPRESSOR DRIVE KIT - CONTINUED
(WITH MIDLAND NO.EL-850 COMPRESSOR)
(ENGINE SERIAL NO. -742889)

KEY	PART NO.	PART NAME	QTY	ENGINE SERIAL NO.	REMARKS
1	RE70322	LINE	1		
2	R126206	CONNECTOR	1		
3	RE70306	SCREW	2		
4	R135262	COVER	1		
5	R136495	GASKET	1		(34 TEETH)
6	RE69763	OIL LINE	1	-XXXXXX	
	RE500643	OIL LINE	1	XXXXXX-	
7	R63604	FITTING	1		
8	R135261	FITTING	1		(MIDLAND AIR COMPRESSOR DRIVE)
9	R126287	PIPE ELBOW	1		
10	RE70323	LINE	1		
11	T77857	O-RING	2		
12	38H5003	ADAPTER	1		
13	14H1083	NUT	1	5/8"	
14	24H1368	WASHER	2	21/32" X 1-5/16" X 0.090"	
15	R120634	GEAR	1	(31 TEETH)	
16	R134465	GASKET	1		
17	51M7042	O-RING	2	0.524" X 0.087"	
18	38H5035	ELBOW FITTING	1	(WITH LOW MOUNT TURBOCHARGER)	
19	T77613	O-RING	2	0.364" X 0.070"	
20	R134228	STUD	2		
21	14M7299	FLANGE NUT	2	M12	
22	38H5165	TEE FITTING	1	(WITH HIGH MOUNT TURBOCHARGER)	
23	38H5017	ELBOW FITTING	1		
24	51M7043	O-RING	1		
25	R135334	PLUG	1		
26	U13639	O-RING	1		
27	RE60177	KIT	1		ACCESSORY DRIVE, (SUB RE500910)

AIR COMPRESSOR DRIVE KIT
 (WITH MIDLAND EL1300 COMPRESSOR)
 (ENGINE SERIAL NO.742890-)
 TP50762 -UN-12MAR98



TP50762

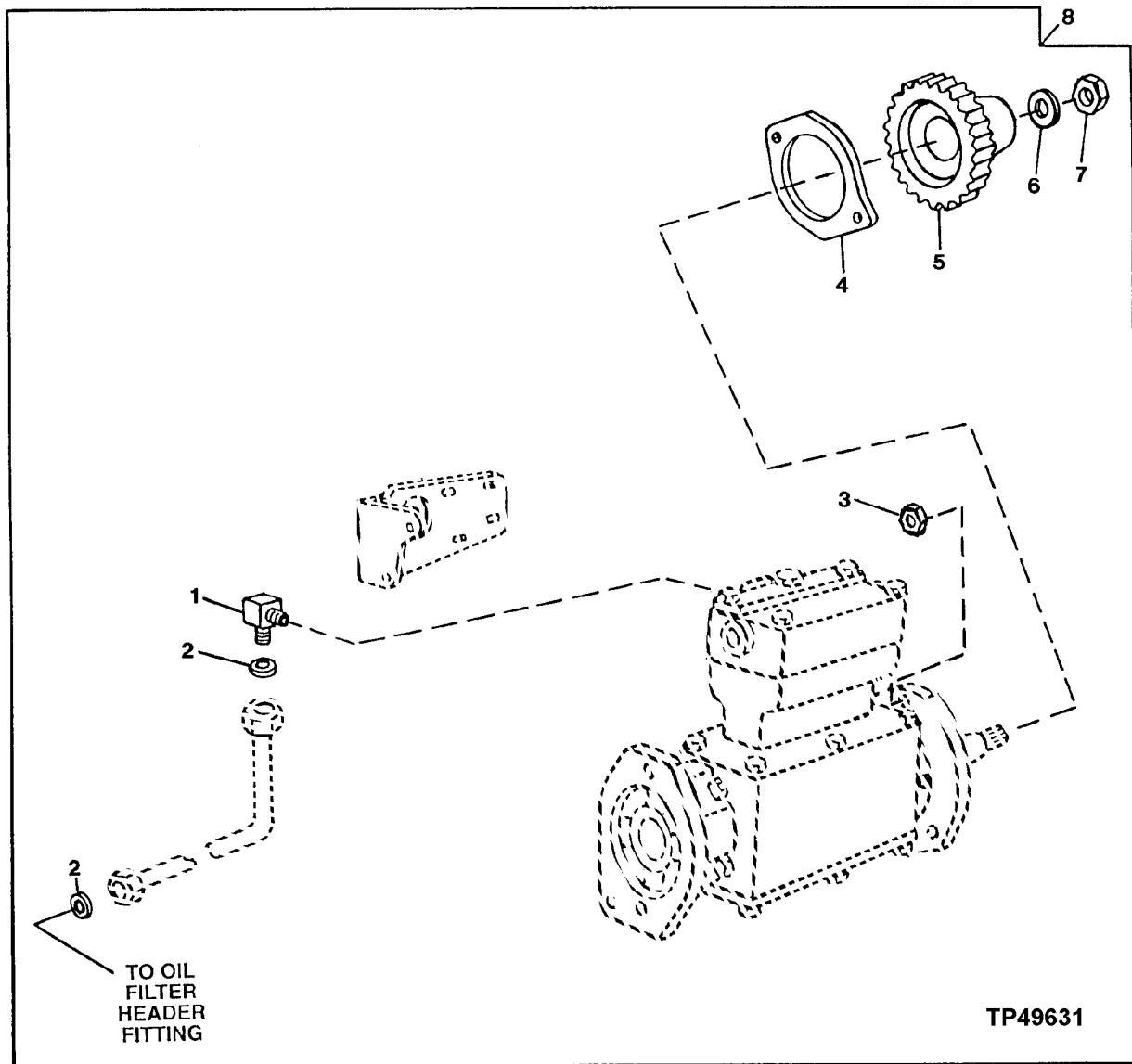
PNEUMATIC

SYSTEM

AIR COMPRESSOR DRIVE KIT - CONTINUED
(WITH MIDLAND EL1300 COMPRESSOR)
(ENGINE SERIAL NO.742890-)

KEY	PART NO.	PART NAME	QTY	ENGINE SERIAL NO.	REMARKS
1	51M7042	O-RING	1		13.300 X 2.200 MM
2	38H5035	ELBOW FITTING	1		(WITHOUT TURBOCHARGER, BUT WITH LOW MOUNT TURBOCHARGER)
3	T77613	O-RING	2		0.364" X 0.070"
4	38H5165	TEE FITTING	1		(WITH HIGH MOUNT TURBOCHARGER)
5	14M7299	FLANGE NUT	2		M12
6	RE60017	HYDRAULIC HOSE - FABRICATE	1		
7	T112804	ELBOW FITTING	1		
8	38H5017	ELBOW FITTING	1		
9	51M7043	O-RING	1		15.300 X 2.200 MM
10	R135334	PLUG	1		
11	T77857	O-RING	2		0.489" X 0.070"
12	U13639	O-RING	1		1.475" X 0.118"
13	38H5003	ADAPTER	1		(STRAIGHT CONNECTOR)
14	14H1083	NUT	1		5/8"
15	24H1368	WASHER	1		21/32" X 1-5/16" X 0.090"
16	R134479	BEVEL GEAR DRIVE	1		
17	R125670	GASKET	1		
18	RE500910	KIT	1		

**AIR COMPRESSOR DRIVE KIT
(WITH MIDLAND NO.EL-1300 COMPRESSOR)**
TP49631 -UN-30JUN97



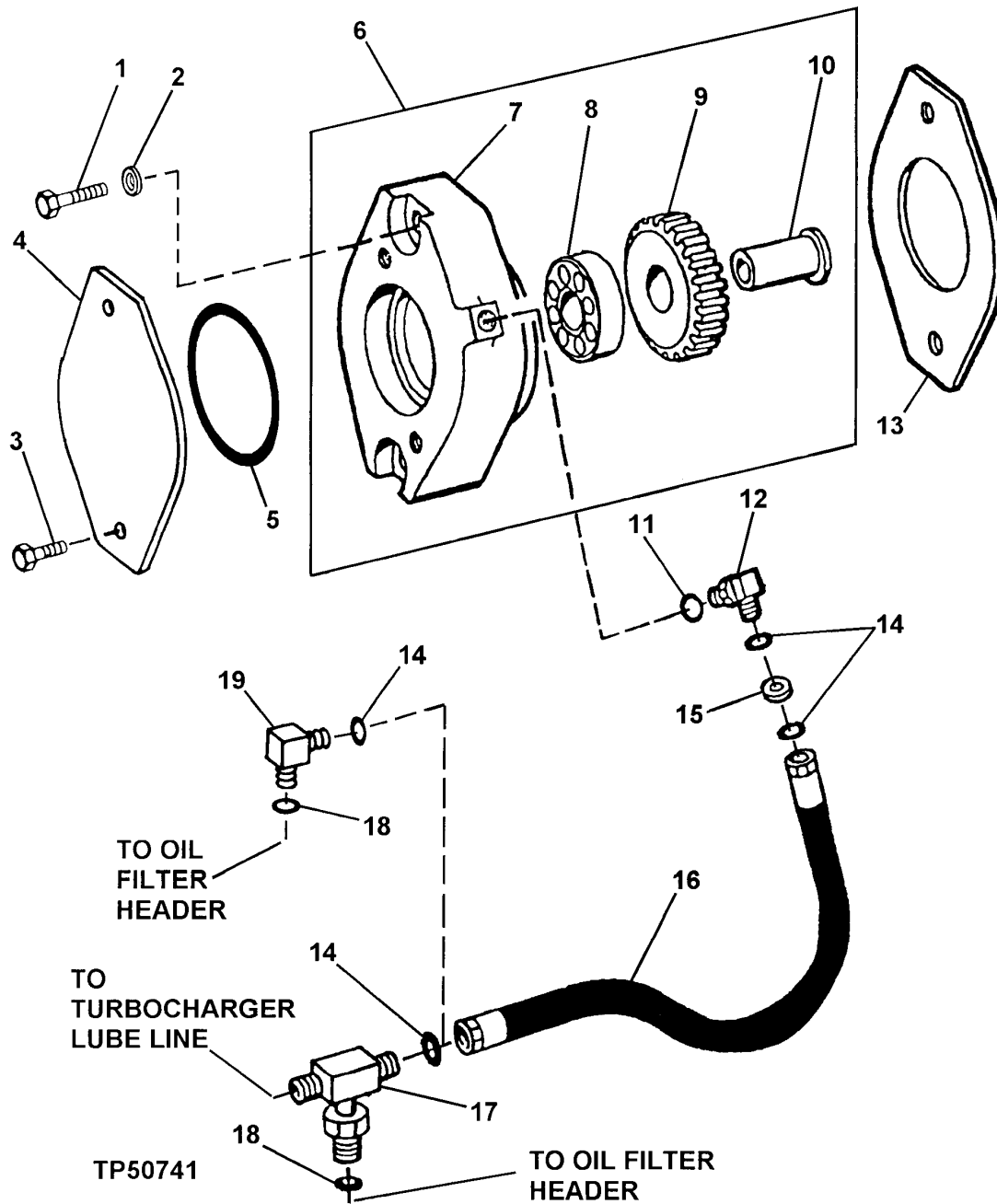
PNEUMATIC

SYSTEM

**AIR COMPRESSOR DRIVE KIT - CONTINUED
(WITH MIDLAND NO.EL-1300 COMPRESSOR)**

KEY	PART NO.	PART NAME	QTY	ENGINE SERIAL NO.	REMARKS
1	T112804	ELBOW FITTING	1		
2	T77613	O-RING	2		
3	14M7299	FLANGE NUT	2	M12	
4	R125670	GASKET	1		
5	R134479	BEVEL GEAR DRIVE	1	(34 TEETH)	
6	24H1368	WASHER	1	21/32" X 1-5/16" X 0.090"	
7	14H1083	NUT	1	5/8"	
8	RE60197	KIT	1	(MIDLAND AIR COMPRESSOR DRIVE)	

AUXILIARY DRIVE GEAR ADAPTER (CODE 5201) (ENGINE SERIAL NO. -700294)
 ENTRAIN. AUXIL. LATERAL
 NEBENANTRIEB
 COMMANDO AUSL. INGRA.
 MANDO AUXIL. IMPULSADO
 HJAELOPDRIVENHET
 TP50741 -UN-10MAR98

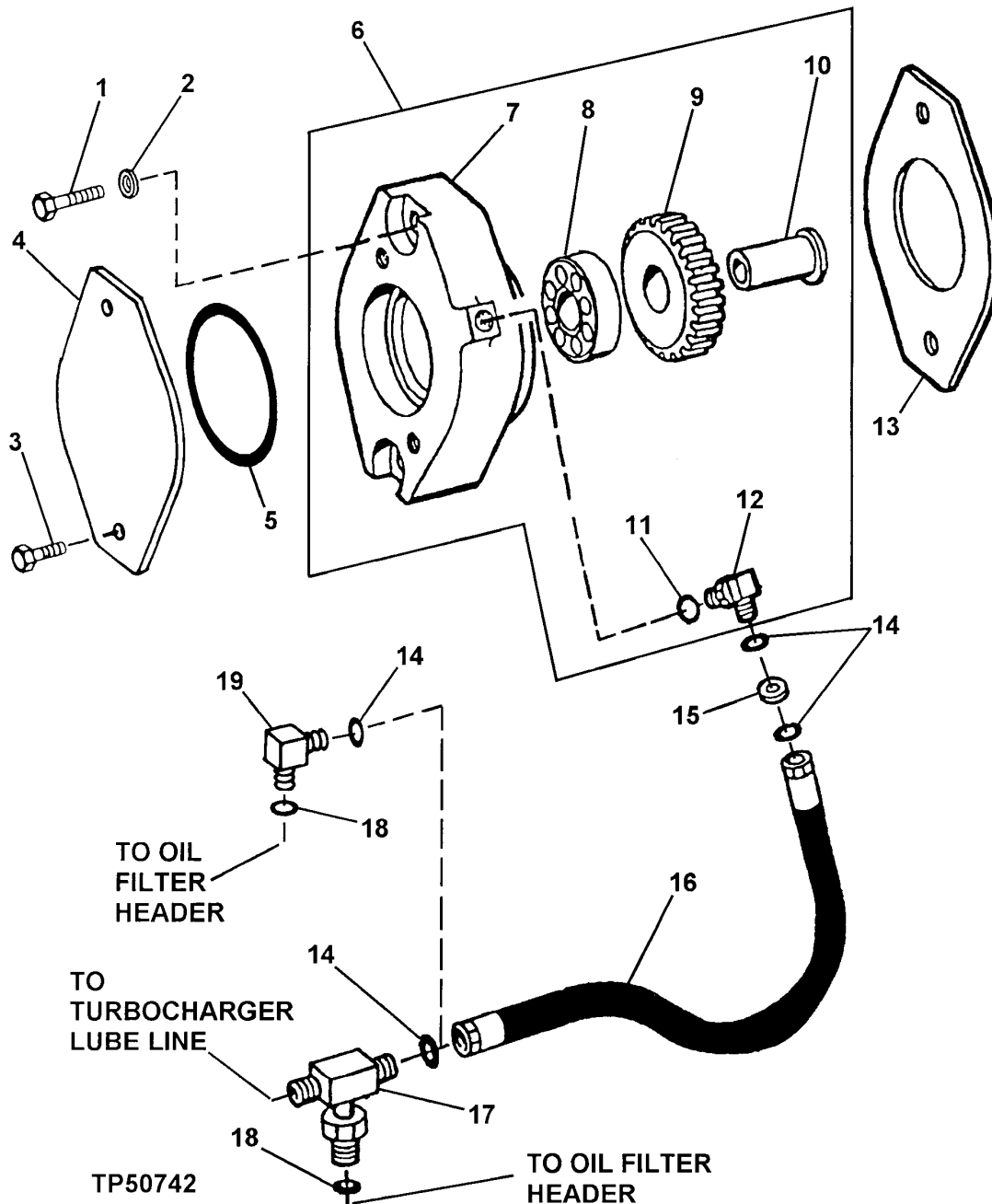


MISCELLANEOUS FUNCTION MECHANICAL DRIVE 41
GEARS, SHAFTS AND BEARINGS 4151

AUXILIARY DRIVE GEAR ADAPTER
(CODE 5201)
(ENGINE SERIAL NO. -700294)

KEY	PART NO.	PART NAME	QTY	ENGINE SERIAL NO.	REMARKS
1	19M7753	CAP SCREW	2	M12 X 70	
2	24M7047	WASHER	2	13 X 24 X 2.500 MM	
3	19M7943	CAP SCREW	2	M12 X 90, (WITHOUT ACCESSORIES)	
4	R135757	COVER	1	(WITHOUT ACCESSORIES) (SUB FOR R123480)	
5	T20758	O-RING	1	(WITHOUT ACCESSORIES)	
6	RE59505	ADAPTER	1	(MARKED R123289) (SUB RE500824, T77613, 38H5022 AND 51M7040) (ALSO ORDER (2) 14M7299)	
7	HOUSING	1		
8	ROLLER BEARING	1		
9	GEAR	1		
10	DRIVE SHAFT	1		
11	51M7040	O-RING	1	9.300 X 2.200 MM	
12	38H5022	ELBOW FITTING	1		
13	R134465	GASKET	1	(SUB FOR R123481)	
14	T77613	O-RING	3	0.364" X 0.070"	
15	N275799	ORIFICE	1		
16	RE60017	HYDRAULIC HOSE - FABRICATE	1		
17	38H5165	TEE FITTING	1	(WITH HIGH MOUNT TURBOCHARGER)	
18	51M7042	O-RING	1	13.300 X 2.200 MM	
19	38H5035	ELBOW FITTING	1	(WITHOUT TURBOCHARGER) (WITH LOW MOUNT TURBOCHARGER)	

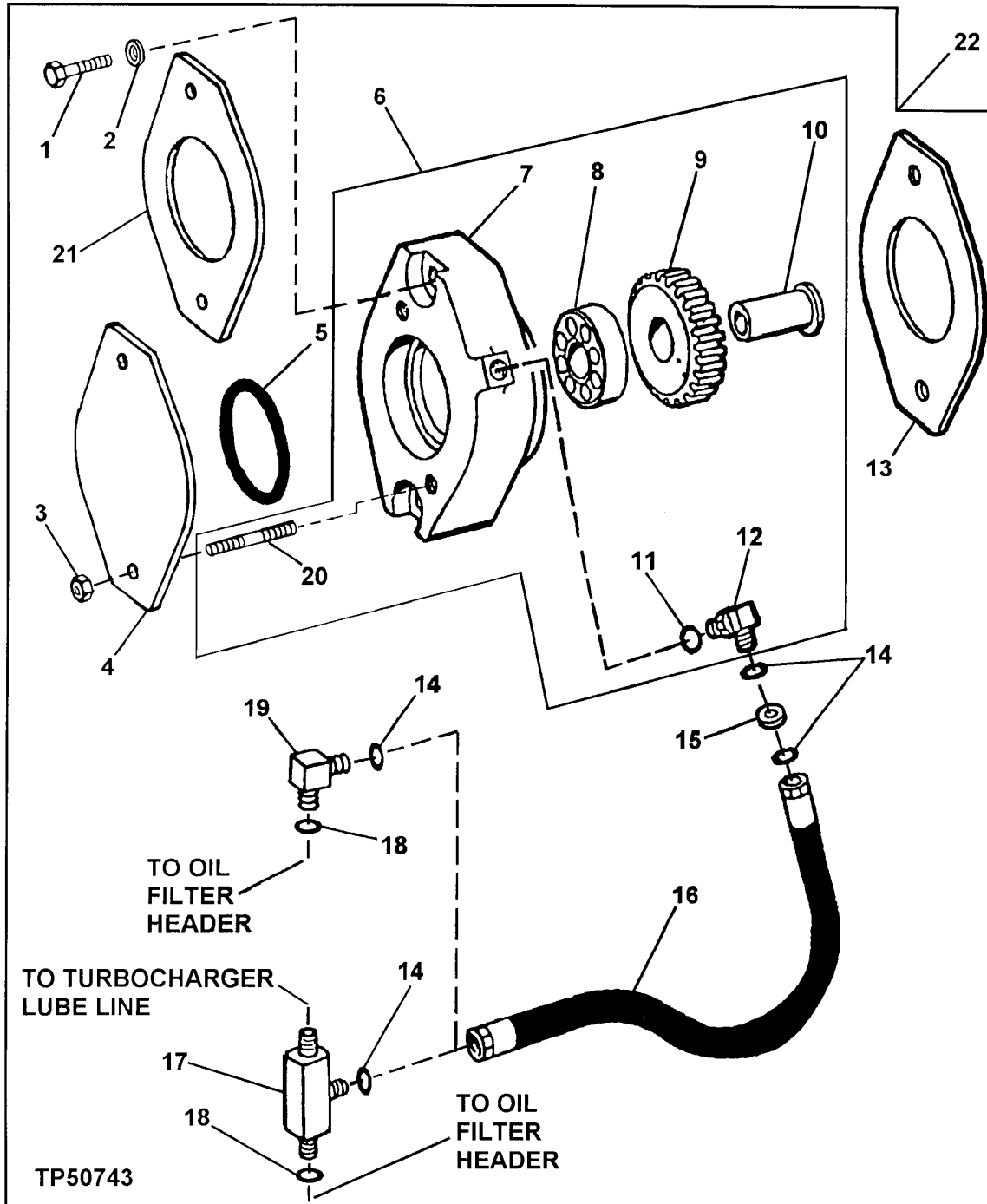
AUXILIARY DRIVE GEAR ADAPTER (CODE 5201) (ENGINE SERIAL NO.700295-720811)
 ENTRAIN. AUXIL. LATERAL
 NEBENANTRIEB
 COMMANDO AUSL. INGRA.
 MANDO AUXIL. IMPULSADO
 HJAELOPDRIVENHET
 TP50742 -UN-10MAR98



AUXILIARY DRIVE GEAR ADAPTER
(CODE 5201)
(ENGINE SERIAL NO.700295-720811)

KEY	PART NO.	PART NAME	QTY	ENGINE SERIAL NO.	REMARKS
1	19M7753	CAP SCREW	2	M12 X 70	
2	24M7047	WASHER	2	13 X 24 X 2.500 MM	
3	19M7789	SCREW	2	M12 X 30, (WITHOUT ACCESSORIES)	
4	R135757	COVER	1	(WITHOUT ACCESSORIES)	
5	T20758	O-RING	1	(WITHOUT ACCESSORIES)	
6	RE69561	ADAPTER	1	(MARKED R135121) (SUB RE500824, T77613, 38H5022 AND 51M7040) (ALSO ORDER (2) 14M7299)	
7	HOUSING	1		
8	ROLLER BEARING	1		
9	GEAR	1		
10	DRIVE SHAFT	1		
11	51M7040	O-RING	1	9.300 X 2.200 MM	
12	38H5022	ELBOW FITTING	1		
13	R134465	GASKET	1		
14	T77613	O-RING	3	0.364" X 0.070"	
15	N275799	ORIFICE	1		
16	RE60017	HYDRAULIC HOSE - FABRICATE	1		
17	38H5035	ELBOW FITTING	1	(WITH HIGH MOUNT TURBOCHARGER)	
18	51M7042	O-RING	1	13.300 X 2.200 MM	
19	38H5035	ELBOW FITTING	1	(WITHOUT TURBOCHARGER) (WITH LOW MOUNT TURBOCHARGER)	

AUXILIARY DRIVE GEAR ADAPTER (CODE 5201) (ENGINE SERIAL NO.720812-742889)
 ENTRAIN. AUXIL. LATERAL
 NEBENANTRIEB
 COMMANDO AUSL. INGRA.
 MANDO AUXIL. IMPULSADO
 HJAELOPDRIVENHET
 TP50743 -UN-10MAR98

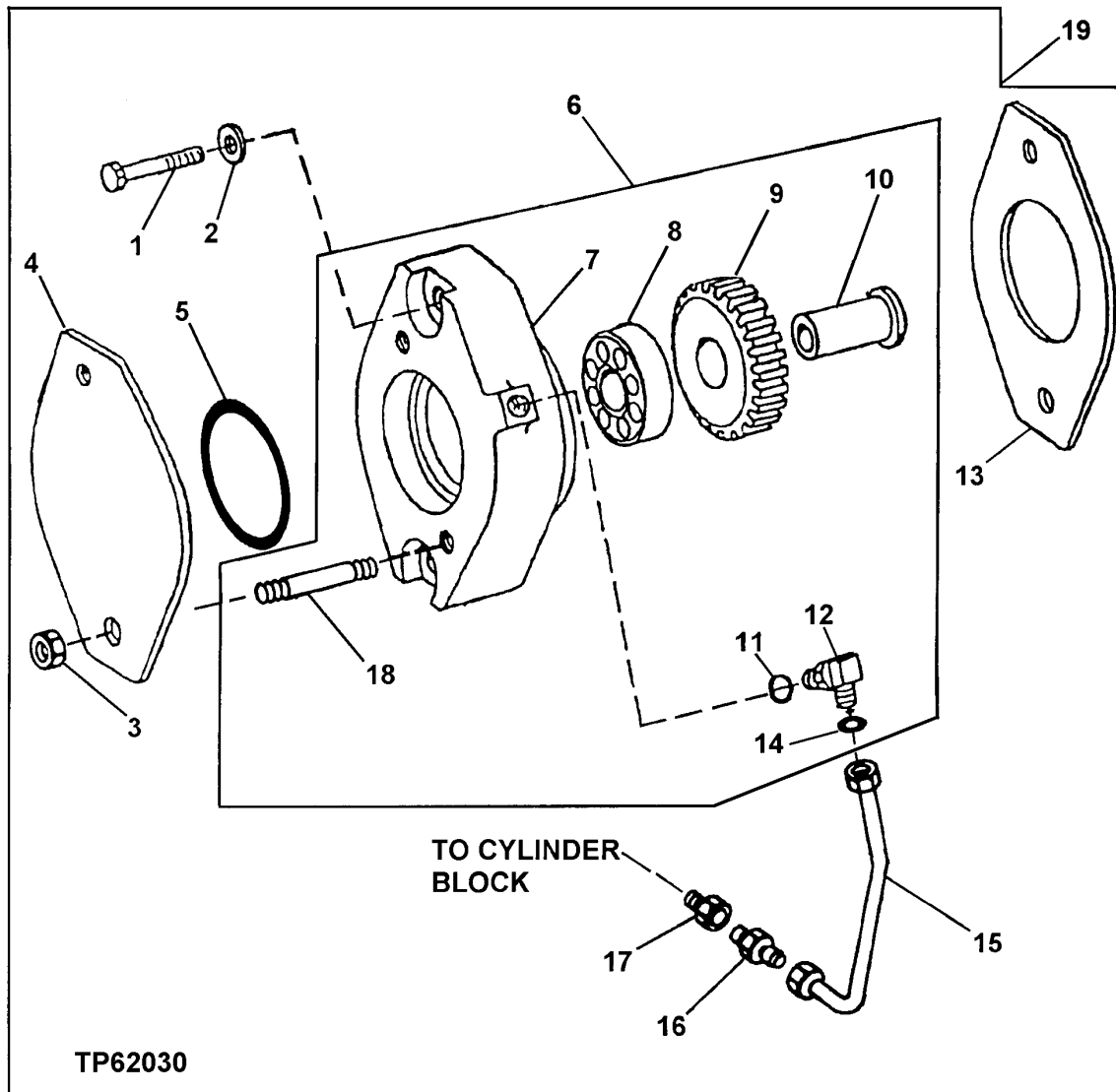


MISCELLANEOUS FUNCTION MECHANICAL DRIVE 41
GEARS, SHAFTS AND BEARINGS 4151

AUXILIARY DRIVE GEAR ADAPTER
(CODE 5201)
(ENGINE SERIAL NO.720812-742889)

KEY	PART NO.	PART NAME	QTY	ENGINE SERIAL NO.	REMARKS
1	19M7753	CAP SCREW	2		M12 X 70
2	24M7047	WASHER	2		13 X 24 X 2.500 MM
3	14M7299	FLANGE NUT	2		M12, (WITHOUT ACCESSORIES)
4	R135757	COVER	1		(WITHOUT ACCESSORIES)
5	T20758	O-RING	1		(WITHOUT ACCESSORIES)
6	RE500038	ADAPTER	1		(MARKED R135121) (SUB RE500824, T77613, 38H5022 AND 51M7040)
7	HOUSING	1		
8	ROLLER BEARING	1		
9	GEAR	1		
10	DRIVE SHAFT	1		
11	51M7040	O-RING	1		9.300 X 2.200 MM
12	38H5022	ELBOW FITTING	1		
13	R134465	GASKET	1		
14	T77613	O-RING	3		0.364" X 0.070"
15	N275799	ORIFICE	1		
16	RE60017	HYDRAULIC HOSE - FABRICATE	1		
17	38H5165	TEE FITTING	1		(WITH HIGH MOUNT TURBOCHARGER)
18	51M7042	O-RING	1		13.300 X 2.200 MM
19	38H5035	ELBOW FITTING	1		(WITHOUT TURBOCHARGER) (WITH LOW MOUNT TORBOCHARGER)
20	42M7071	STUD	2		
21	R134465	GASKET	1		(WITH ACCESSORIES)
22	RE500029	ADAPTER	1		(KIT) (SUB RE500883, RE46716, T77613, 38H5037, 38H5154 AND 51M7042)

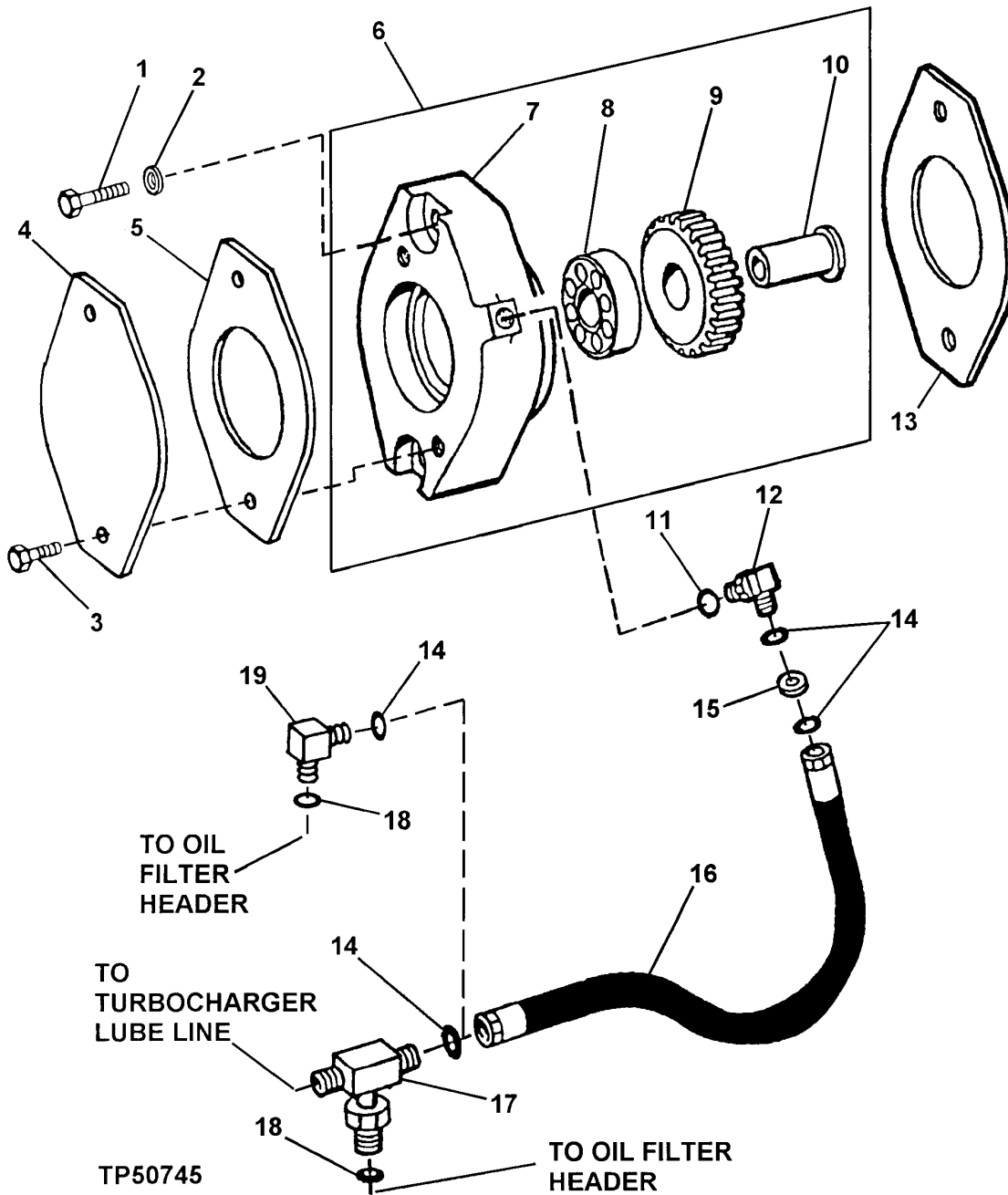
AUXILIARY DRIVE GEAR ADAPTER (CODE 5201) (ENGINE SERIAL NO.742890-)
 ENTRAIN. AUXIL. LATERAL
 NEBENANTRIEB
 COMMANDO AUSL. INGRA.
 MANDO AUXIL. IMPULSADO
 HJAELOPDRIVENHET
 TP62030 -UN-13JAN99



AUXILIARY DRIVE GEAR ADAPTER
(CODE 5201)
(ENGINE SERIAL NO.742890-)

KEY	PART NO.	PART NAME	QTY	ENGINE SERIAL NO.	REMARKS
1	19M7753	CAP SCREW	2		M12 X 70
2	24M7047	WASHER	2		13 X 24 X 2.500 MM
3	14M7299	FLANGE NUT	2		M12, (WITHOUT ACCESSORIES)
4	R135757	COVER	1		(WITHOUT ACCESSORIES)
5	T20758	O-RING	1		(WITHOUT ACCESSORIES)
6	RE500824	ADAPTER	1		(MARKED R135121)
7	HOUSING	1		
8	ROLLER BEARING	1		
9	GEAR	1		
10	DRIVE SHAFT	1		
11	T77814	O-RING	1		7.645 X 1.778 MM
12	38H5015	ELBOW FITTING	1		
13	R134465	GASKET	1		
14	T77814	O-RING	1		7.645 X 1.778 MM (0.301" X 0.070")
15	RE500718	OIL LINE	1		
16	R110664	COUPLING	1		
17	15H642	PIPE BUSHING	1		1/4"
18	42M7071	STUD	1		
19	RE500883	ADAPTER	1		(KIT)

AUXILIARY DRIVE GEAR ADAPTER (CODE 5202) (ENGINE SERIAL NO. -700294)
 ENTRAIN. AUXIL. LATERAL
 NEBENANTRIEB
 COMMANDO AUSL. INGRA.
 MANDO AUXIL. IMPULSADO
 HJAELOPDRIVENHET
 TP50745 -UN-10MAR98

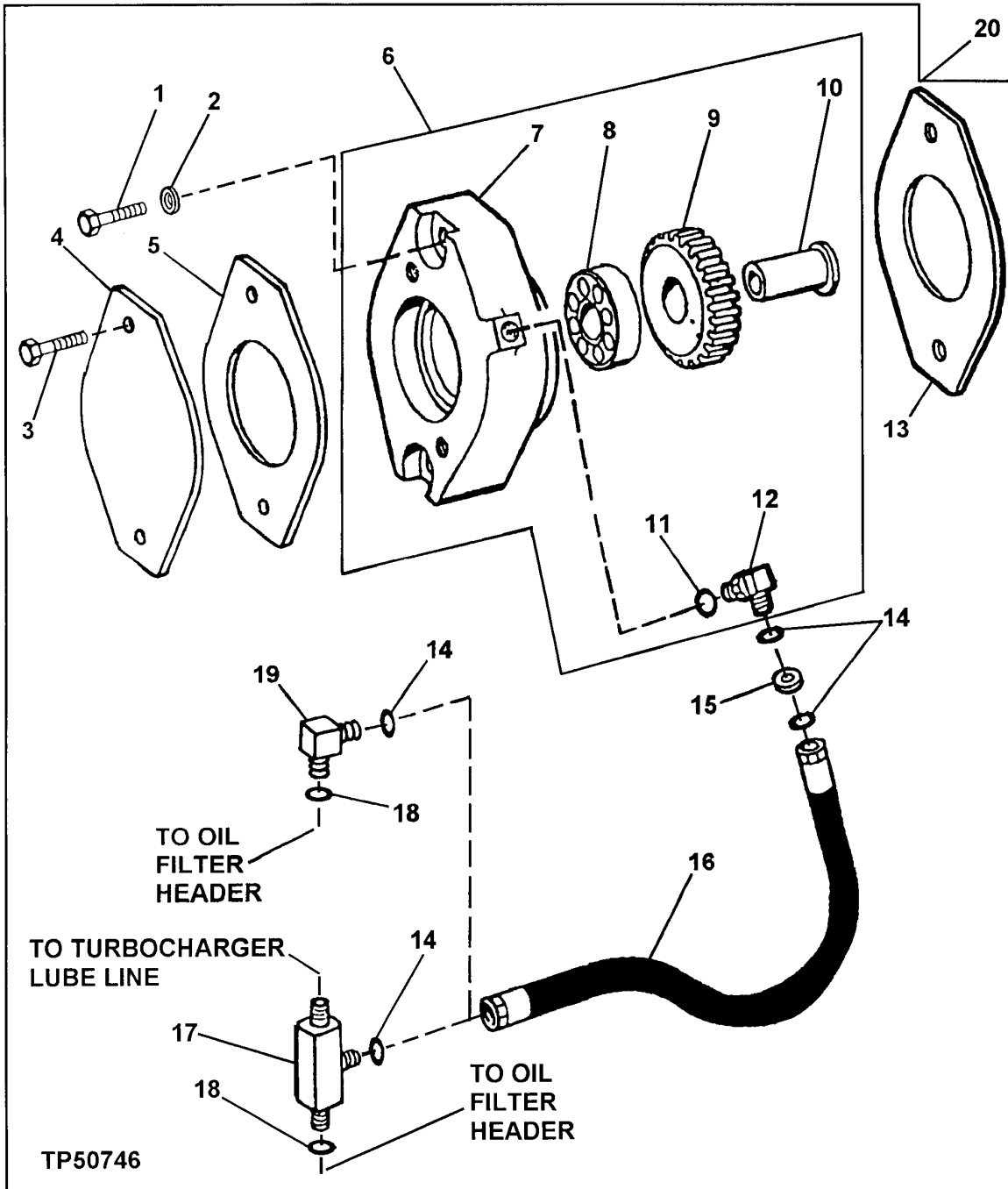


MISCELLANEOUS FUNCTION MECHANICAL DRIVE 41
GEARS, SHAFTS AND BEARINGS 4151

AUXILIARY DRIVE GEAR ADAPTER
(CODE 5202)
(ENGINE SERIAL NO. -700294)

KEY	PART NO.	PART NAME	QTY	ENGINE SERIAL NO.	REMARKS
1	19M7753	CAP SCREW	2	M12 X 70	
2	24M7047	WASHER	2	13 X 24 X 2.500 MM	
3	19M7402	CAP SCREW	2	M10 X 25, (WITHOUT ACCESSORIES)	
4	R85145	COVER	1	(WITHOUT ACCESSORIES)	
5	R96935	GASKET	1	(WITHOUT ACCESSORIES) (SUB FOR R123482)	
6	RE59503	ADAPTER	1	(MARKED R123286) (SUB RE500825, T77613, 38H5022 AND 51M7040)	
7	HOUSING	1		
8	ROLLER BEARING	1		
9	GEAR	1		
10	DRIVE SHAFT	1		
11	51M7040	O-RING	1	9.300 X 2.200 MM	
12	38H5022	ELBOW FITTING	1		
13	R134465	GASKET	1	(SUB FOR R123481)	
14	T77613	O-RING	3	0.364" X 0.070"	
15	N275799	ORIFICE	1		
16	RE60017	HYDRAULIC HOSE - FABRICATE	1		
17	38H5165	TEE FITTING	1	(WITH HIGH MOUNT TURBOCHARGER)	
18	51M7042	O-RING	1	13.300 X 2.200 MM	
19	38H5035	ELBOW FITTING	1	(WITHOUT TURBOCHARGER) (WITH LOW MOUNT TURBOCHARGER)	

AUXILIARY DRIVE GEAR ADAPTER (CODE 5202) (ENGINE SERIAL NO.700295-742889)
 ENTRAIN. AUXIL. LATERAL
 NEBENANTRIEB
 COMMANDO AUSL. INGRA.
 MANDO AUXIL. IMPULSADO
 HJAELPDRIVENHET
 TP50746 -UN-10MAR98

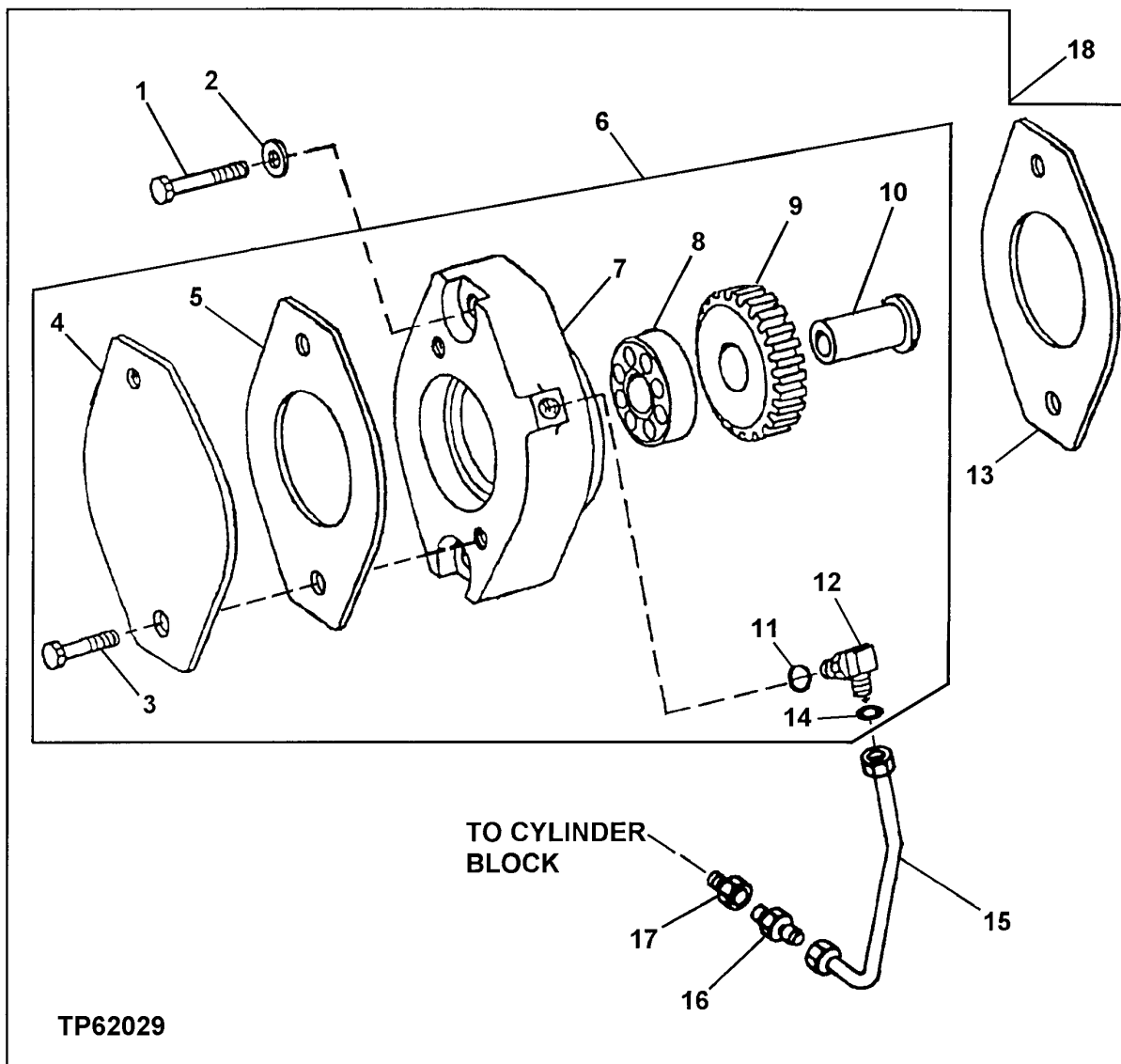


MISCELLANEOUS FUNCTION MECHANICAL DRIVE 41
GEARS, SHAFTS AND BEARINGS 4151

AUXILIARY DRIVE GEAR ADAPTER
(CODE 5202)
(ENGINE SERIAL NO.700295-742889)

KEY	PART NO.	PART NAME	QTY	ENGINE SERIAL NO.	REMARKS
1	19M7753	CAP SCREW	2		M12 X 70
2	24M7047	WASHER	2		13 X 24 X 2.500 MM
3	19M7786	SCREW	2		M10 X 30, (WITHOUT ACCESSORIES)
4	R85145	COVER	1		(WITHOUT ACCESSORIES)
5	R96935	GASKET	1		(WITHOUT ACCESSORIES)
6	RE69562	ADAPTER	1		(MARKED R135120) (SUB RE500825, T77613, 38H5022 AND 51M7040)
7	HOUSING	1		
8	ROLLER BEARING	1		
9	GEAR	1		
10	DRIVE SHAFT	1		
11	51M7040	O-RING	1		9.300 X 2.200 MM
12	38H5022	ELBOW FITTING	1		
13	R134465	GASKET	1		
14	T77613	O-RING	3		0.364" X 0.070"
15	N275799	ORIFICE	1		
16	RE60017	HYDRAULIC HOSE - FABRICATE	1		
17	38H5165	TEE FITTING	1		(WITH HIGH MOUNT TURBOCHARGER)
18	51M7042	O-RING	1		13.300 X 2.200 MM
19	38H5035	ELBOW FITTING	1		(WITHOUT TURBOCHARGER) (WITH LOW MOUNT TURBOCHARGER)
20	RE500030	ADAPTER	1		(KIT) (SUB RE500884, RE46716, T77613, 38H5037, 38H5154 AND 51M7042)

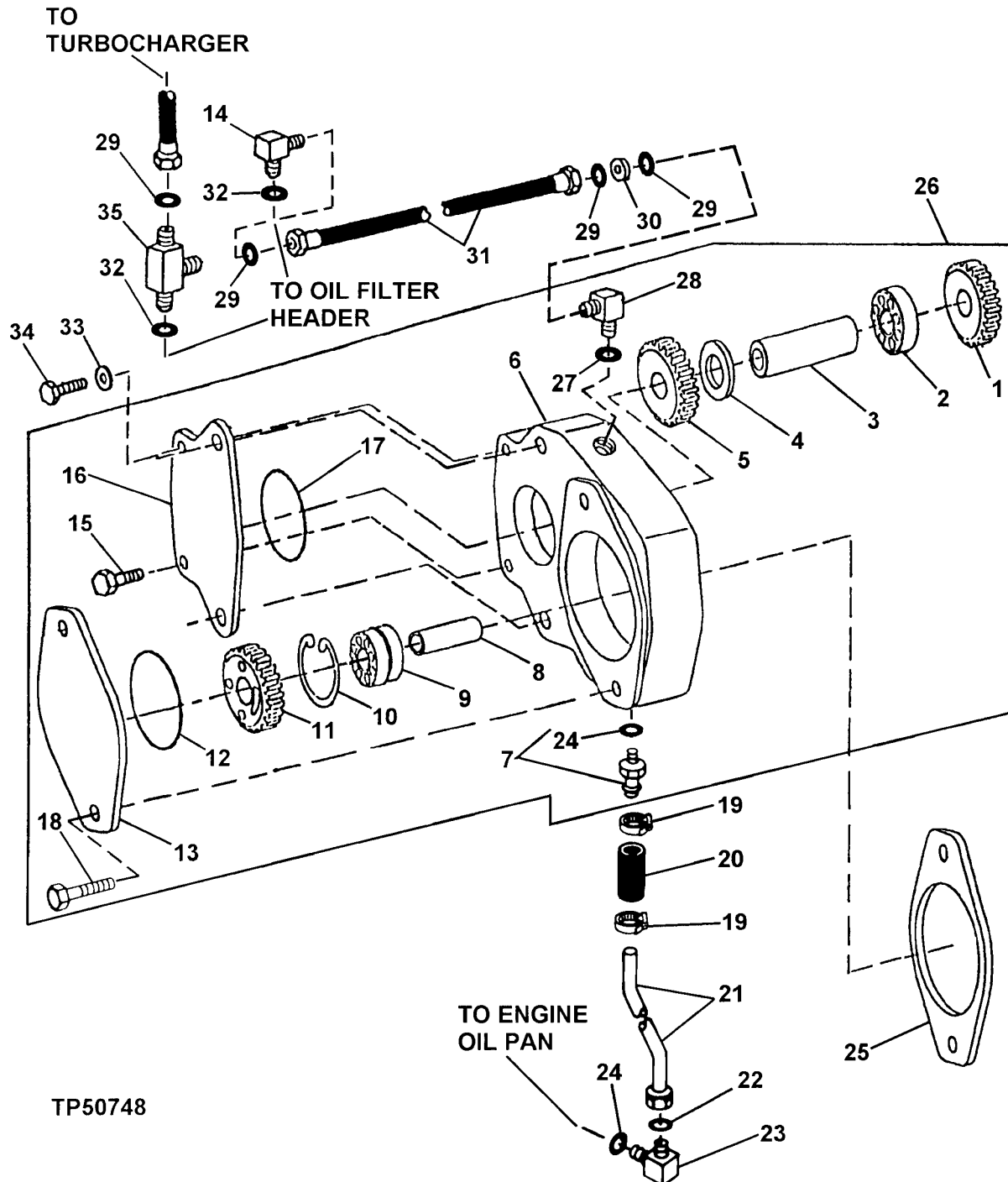
AUXILIARY DRIVE GEAR ADAPTER (CODE 5202) (ENGINE SERIAL NO.742890-)
 ENTRAIN. AUXIL. LATERAL
 NEBENANTRIEB
 COMMANDO AUSL. INGRA.
 MANDO AUXIL. IMPULSADO
 HJAELOPDRIVENHET
 TP62029 -UN-27JAN99



AUXILIARY DRIVE GEAR ADAPTER
(CODE 5202)
(ENGINE SERIAL NO.742890-)

KEY	PART NO.	PART NAME	QTY	ENGINE SERIAL NO.	REMARKS
1	19M7753	CAP SCREW	2		M12 X 70
2	24M7047	WASHER	2		13 X 24 X 2.500 MM
3	19M7785	SCREW	2		M10 X 25, (WITHOUT ACCESSORIES)
4	R85145	COVER	1		(WITHOUT ACCESSORIES)
5	R96935	GASKET	1		(WITHOUT ACCESSORIES)
6	RE500825	ADAPTER	1		(MARKED R135120)
7	HOUSING	1		
8	ROLLER BEARING	1		
9	GEAR	1		
10	DRIVE SHAFT	1		
11	51M7040	O-RING	1		
12	38H5015	ELBOW FITTING	1		
13	R134465	GASKET	1		
14	T77814	O-RING	1		
15	RE500718	OIL LINE	1		
16	R110664	COUPLING	1		
17	15H642	PIPE BUSHING	1		1/4"
18	RE500884	ADAPTER	1		(KIT)

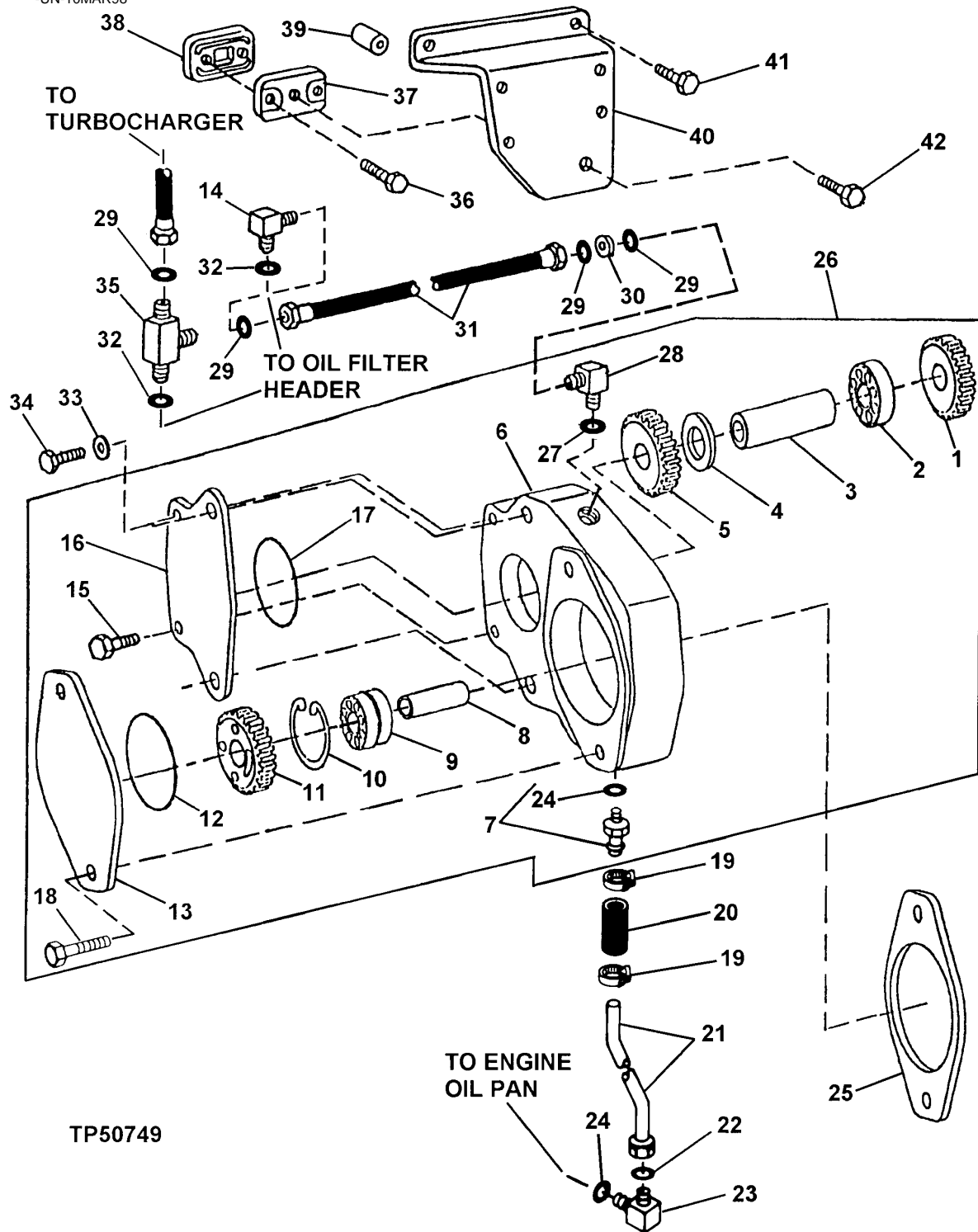
OFFSET AUXILIARY DRIVE GEAR ADAPTER (CODE 5203) (ENGINE SERIAL NO. -XXXXXX)
 ENTRAIN. AUXIL. LATERAL
 NEBENANTRIEB
 COMMANDO AUSL. INGRA.
 MANDO AUXIL. IMPULSADO
 HJAEALPDRIVENHET
 TP50748 -UN-10MAR98



OFFSET AUXILIARY DRIVE GEAR ADAPTER
(CODE 5203)
(ENGINE SERIAL NO. -XXXXXX)

KEY	PART NO.	PART NAME	QTY	ENGINE SERIAL NO.	REMARKS
1	GEAR	1		
2	ROLLER BEARING	1		
3	DRIVE SHAFT	1		
4	SPACER	1		
5	GEAR	1		
6	HOUSING	1		
7	L56883	HOSE FITTING	1		
8	DRIVE SHAFT	1		
9	ROLLER BEARING	1		
10	R71228	RING	1		
11	GEAR	1		
12	T20758	O-RING	1		
13	R135757	COVER	1		(SUB FOR R123480)
14	38H5035	ELBOW FITTING	1		(WITHOUT TURBOCHARGER) (WITH LOW MOUNT TURBOCHARGER)
15	19M7785	SCREW	2		M10 X 25
16	COVER	1		
17	R112857	O-RING	1		
18	19M7789	SCREW	2		M12 X 30
19	RE32361	CLAMP	2		
20	HOSE	1		(MAKE FROM T60811, CUT TO LENGTH)
21	RE69088	OIL LINE	1		
22	T77932	O-RING	1		
23	38H5018	ELBOW FITTING	1		
24	51M7045	O-RING	2		19.300 X 2.200 MM
25	R134465	GASKET	1		(SUB FOR R123481)
26	RE59654	ADAPTER	1		(MARKED R123443) (SUB RE500826, T77613, 38H5022 AND 51M7040)
27	51M7040	O-RING	1		9.300 X 2.200 MM
28	38H5022	ELBOW FITTING	1		
29	T77613	O-RING	3		0.364" X 0.070"
30	N275799	ORIFICE	1		
31	RE60017	HYDRAULIC HOSE - FABRICATE	1		
32	51M7042	O-RING	1		13.300 X 2.200 MM
33	24M7047	WASHER	2		13 X 24 X 2.500 MM
34	19M7908	CAP SCREW	2		M12 X 110
35	38H5165	TEE FITTING	1		(WITH HIGH MOUNT TURBOCHARGER)

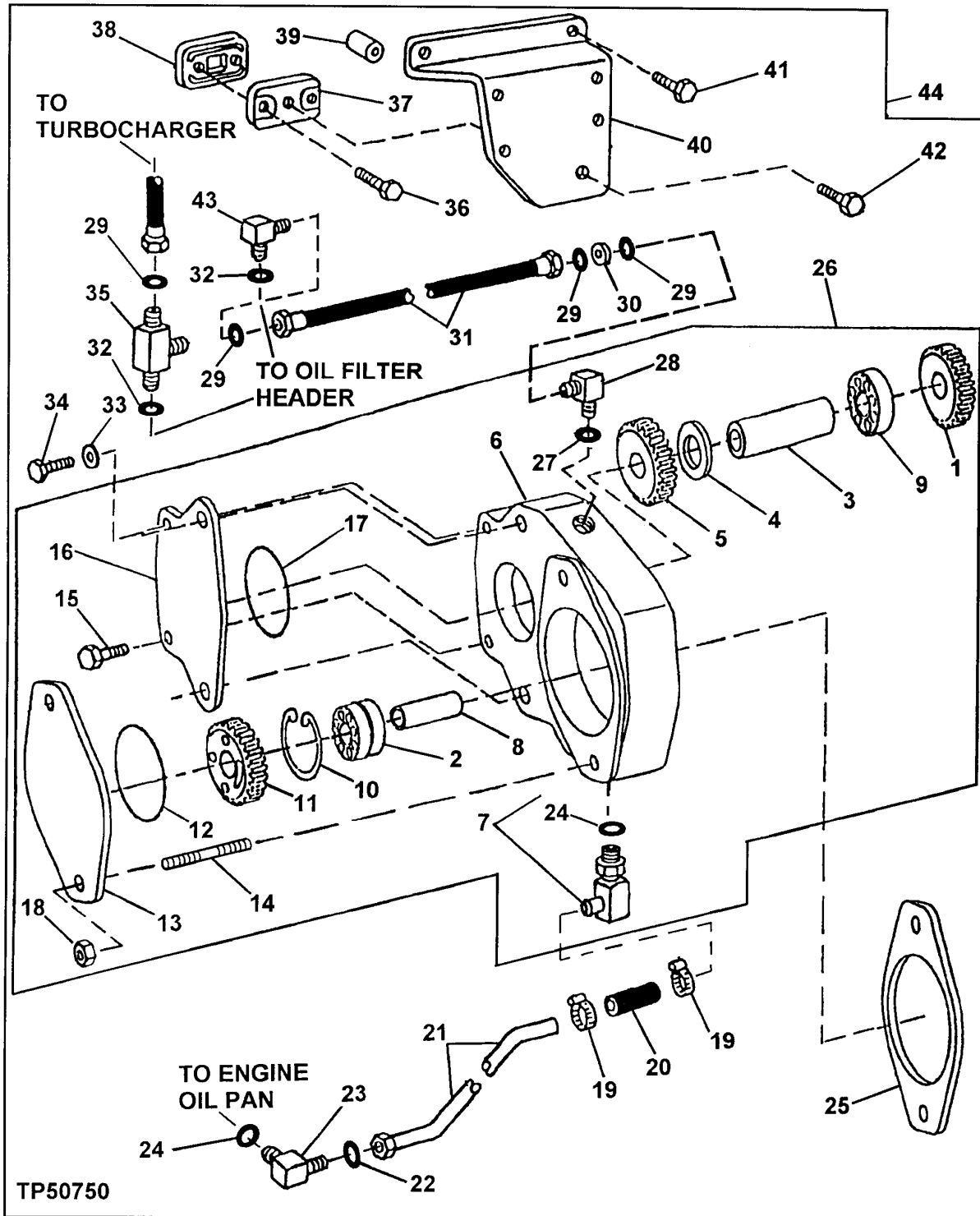
OFFSET AUXILIARY DRIVE GEAR ADAPTER (CODE 5203) (ENGINE SERIAL NO.XXXXXX-717568)
ENTRAIN. AUXIL. LATERAL
NEBENANTRIEB
COMMANDO AUSL. INGRA.
MANDO AUXIL. IMPULSADO
HJAELOPDRIVENHET
TP50749 -UN-10MAR98



**OFFSET AUXILIARY DRIVE GEAR ADAPTER
(CODE 5203)
(ENGINE SERIAL NO.XXXXXX-717568)**

KEY	PART NO.	PART NAME	QTY	ENGINE SERIAL NO.	REMARKS
1	GEAR	1		
2	ROLLER BEARING	1		
3	DRIVE SHAFT	1		
4	SPACER	1		
5	GEAR	1		
6	HOUSING	1		
7	L56883	HOSE FITTING	1		
8	DRIVE SHAFT	1		
9	ROLLER BEARING	1		
10	R71228	RING	1		
11	GEAR	1		
12	T20758	O-RING	1		
13	R135757	COVER	1		(SUB FOR R123480)
14	38H5035	ELBOW FITTING	1		(WITHOUT TURBOCHARGER) (WITH LOW MOUNT TURBOCHARGER)
15	19M7785	SCREW	2		M10 X 25
16	COVER	1		
17	R112857	O-RING	1		
18	19M7789	SCREW	2		M12 X 30
19	RE32361	CLAMP	2		
20	HOSE	1		(MAKE FROM T60811, CUT TO LENGTH)
21	RE69088	OIL LINE	1		
22	T77932	O-RING	1		
23	38H5018	ELBOW FITTING	1		
24	51M7045	O-RING	2		19.300 X 2.200 MM
25	R134465	GASKET	1		
26	RE69486	ADAPTER	1		(MARKED R134446) (SUB RE500826, T77613, 38H5022 AND 51M7040)
27	51M7040	O-RING	1		9.300 X 2.200 MM
28	38H5022	ELBOW FITTING	1		
29	T77613	O-RING	3		0.364" X 0.070"
30	N275799	ORIFICE	1		
31	RE60017	HYDRAULIC HOSE - FABRICATE	1		
32	51M7042	O-RING	1		13.300 X 2.200 MM
33	24M7047	WASHER	2		13 X 24 X 2.500 MM
34	19M7908	CAP SCREW	2		M12 X 110
35	38H5165	TEE FITTING	1		(WITH HIGH MOUNT TURBOCHARGER)
36	RE71544	CAP SCREW	2		
37	R132350	SPACER	1		
38	R136495	GASKET	1		(SUB FOR R116297, THIS APPLICATION)
39	R114358	SPACER	1		
40	R134953	BRACKET	1		
41	19M7835	SCREW	2		M10 X 35
42	19M7784	SCREW	1		M10 X 20

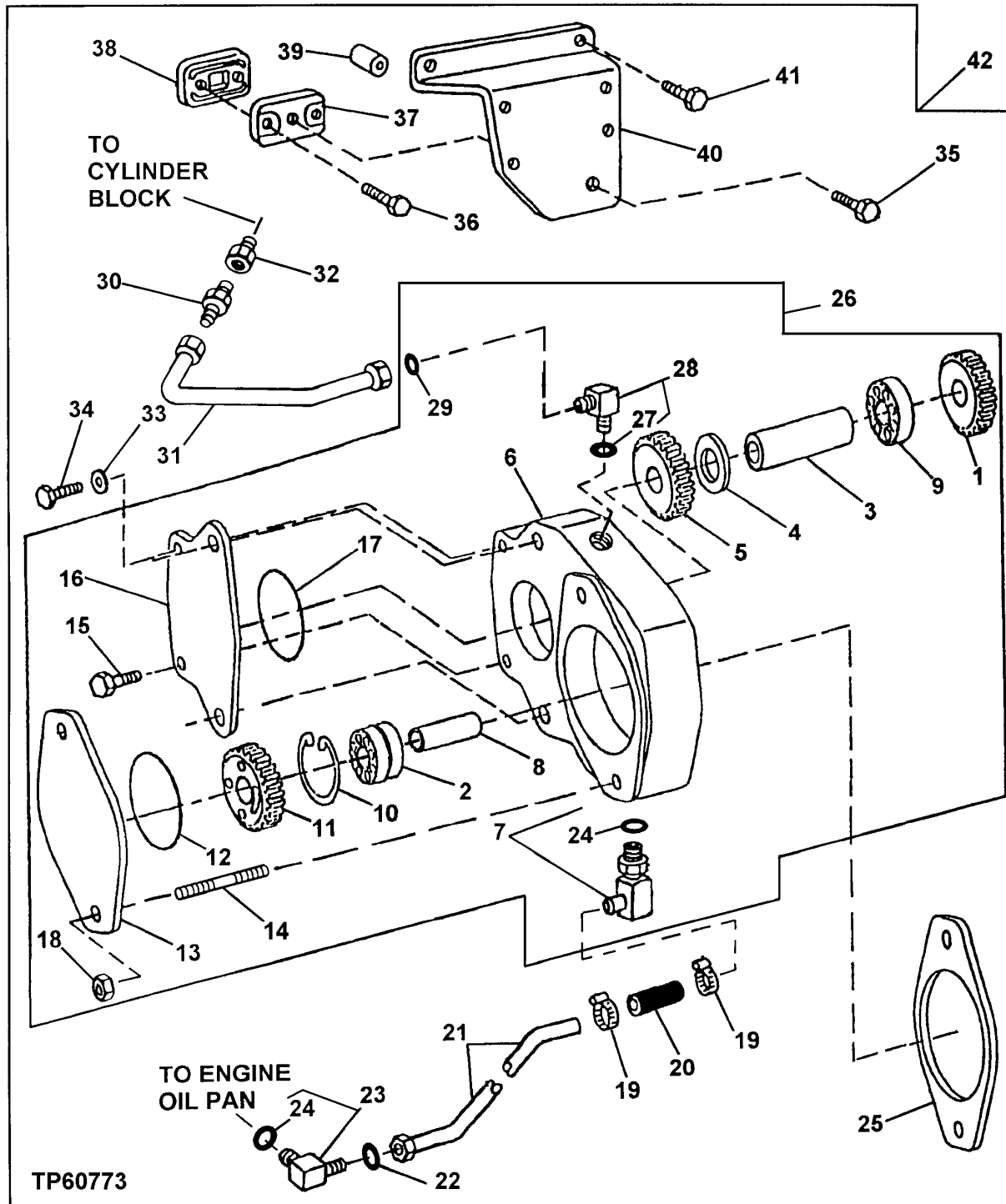
OFFSET AUXILIARY DRIVE GEAR ADAPTER (CODE 5203) (ENGINE SERIAL NO.717569-742889)
ENTRAIN. AUXIL. LATERAL
NEBENANTRIEB
COMMANDO AUSL. INGRA.
MANDO AUXIL. IMPULSADO
HJAELOPDRIVENHET
TP50750 -UN-10MAR98



**OFFSET AUXILIARY DRIVE GEAR ADAPTER
(CODE 5203)
(ENGINE SERIAL NO.717569-742889)**

KEY	PART NO.	PART NAME	QTY	ENGINE SERIAL NO.	REMARKS
1	GEAR	1		
2	ROLLER BEARING	1		
3	DRIVE SHAFT	1		
4	SPACER	1		
5	GEAR	1		
6	HOUSING	1		
7	R136464	FITTING	1		
8	DRIVE SHAFT	1		
9	ROLLER BEARING	1		
10	RING	1		
11	GEAR	1		
12	T20758	O-RING	1		(WITHOUT ACCESSORIES)
13	R135757	COVER	1		(WITHOUT ACCESSORIES)
14	42M7071	STUD	2		
15	19M7785	SCREW	2		M10 X 25
16	COVER	1		
17	R112857	O-RING	1		
18	14M7299	FLANGE NUT	2		M12
19	M19356	CLAMP	2		(SUB FOR RE32361, THIS APPLICATION)
20	HOSE	1		(MAKE FROM T60811, CUT TO LENGTH)
21	RE70718	OIL LINE	1		(SUB FOR RE69088)
22	T77932	O-RING	1		
23	38H5018	ELBOW FITTING	1		
24	51M7045	O-RING	2		19.300 X 2.200 MM
25	R134465	GASKET	1		(SUB FOR R123481)
26	RE500041	ADAPTER	1		(MARKED R134446) (SUB RE500826, T77613, 38H5022 AND 51M7040)
27	51M7040	O-RING	1		9.300 X 2.200 MM
28	38H5022	ELBOW FITTING	1		
29	T77613	O-RING	3		0.364" X 0.070"
30	N275799	ORIFICE	1		
31	RE60017	HYDRAULIC HOSE - FABRICATE	1		
32	51M7042	O-RING	1		13.300 X 2.200 MM
33	24M7047	WASHER	2		13 X 24 X 2.500 MM
34	19M7908	CAP SCREW	2		M12 X 110
35	38H5165	TEE FITTING	1		(WITH HIGH MOUNT TURBOCHARGER)
36	19M8291	SCREW	2		M8 X 35
37	R132350	SPACER	1		
38	R136495	GASKET	1		(SUB FOR R116297, THIS APPLICATION)
39	R114358	SPACER	1		
40	R134953	BRACKET	1		
41	19M7835	SCREW	2		M10 X 35
42	19M7784	SCREW	1		M10 X 20
43	38H5035	ELBOW FITTING	1		(WITHOUT TURBOCHARGER) (WITH LOW MOUNT TURBOCHARGER)
44	RE500031	ADAPTER	1		(KIT) (SUB RE500885, RE46716, T77613, 38H5037, 38H5154 AND 51M7042)

OFFSET AUXILIARY DRIVE GEAR ADAPTER (CODE 5203 AND 5213) ENGINE SERIAL NO.742890-)
 ENTRAIN. AUXIL. LATERAL
 NEBENANTRIEB
 COMMANDO AUSL. INGRA.
 MANDO AUXIL. IMPULSADO
 HJAELPDRIVENHET
 TP60773 -UN-23OCT98

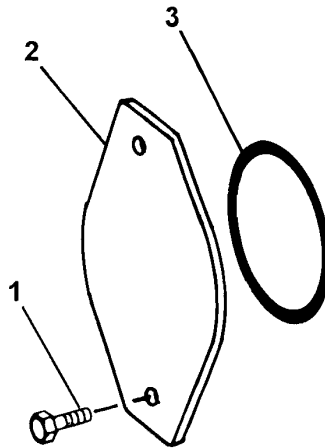


OFFSET AUXILIARY DRIVE GEAR ADAPTER
(CODE 5203 AND 5213)
(ENGINE SERIAL NO.742890-)

KEY	PART NO.	PART NAME	QTY	ENGINE SERIAL NO.	REMARKS
1	GEAR	1		
2	ROLLER BEARING	1		
3	DRIVE SHAFT	1		
4	SPACER	1		
5	GEAR	1		
6	HOUSING	1		
7	R136464	FITTING	1		
8	DRIVE SHAFT	1		
9	ROLLER BEARING	1		
10	SNAP RING	1		
11	GEAR	1		
12	T20758	O-RING	1		(WITHOUT ACCESSORIES)
13	R135757	COVER	1		(WITHOUT ACCESSORIES)
14	42M7071	STUD	2		
15	19M7785	SCREW	2		M10 X 25
16	COVER	1		
17	R112857	O-RING	1		
18	14M7299	FLANGE NUT	2		M12
19	M19356	CLAMP	2		
20	HOSE	1		(MAKE FROM T60811, CUT TO LENGTH)
21	RE70718	OIL LINE	1		(CODE 5203)
	RE502321	OIL LINE	1		(CODE 5213)
22	T77932	O-RING	1		
23	38H5018	ELBOW FITTING	1		(CODE 5203)
	38H5024	ELBOW FITTING	1		(CODE 5213)
24	51M7045	O-RING	2		19.300 X 2.200 MM
25	R134465	GASKET	1		(SUB FOR R123481)
26	RE500826	ADAPTER	1		(MARKED R134446)
27	51M7040	O-RING	1		
28	38H5015	ELBOW FITTING	1		
29	T77814	O-RING	1		0.301" X 0.070"
30	R110664	COUPLING	1		
31	RE500750	OIL LINE	1		
32	15H642	PIPE BUSHING	1		1/4"
33	24M7047	WASHER	2		13 X 24 X 2.500 MM
34	19M7908	CAP SCREW	2		M12 X 110
35	19M7784	SCREW	1		M10 X 20
36	RE71544	CAP SCREW	2		
37	R132350	SPACER	1		
38	R136495	GASKET	1		
39	R114358	SPACER	1		
40	R134953	BRACKET	1		
41	19M7835	SCREW	2		M10 X 35
42	RE500885	ADAPTER	1		(KIT)

AUXILIARY DRIVE COVER
(WITHOUT AUXILIARY DRIVE ADAPTER)
(CODE 5204)

TP50752 -UN-10MAR98



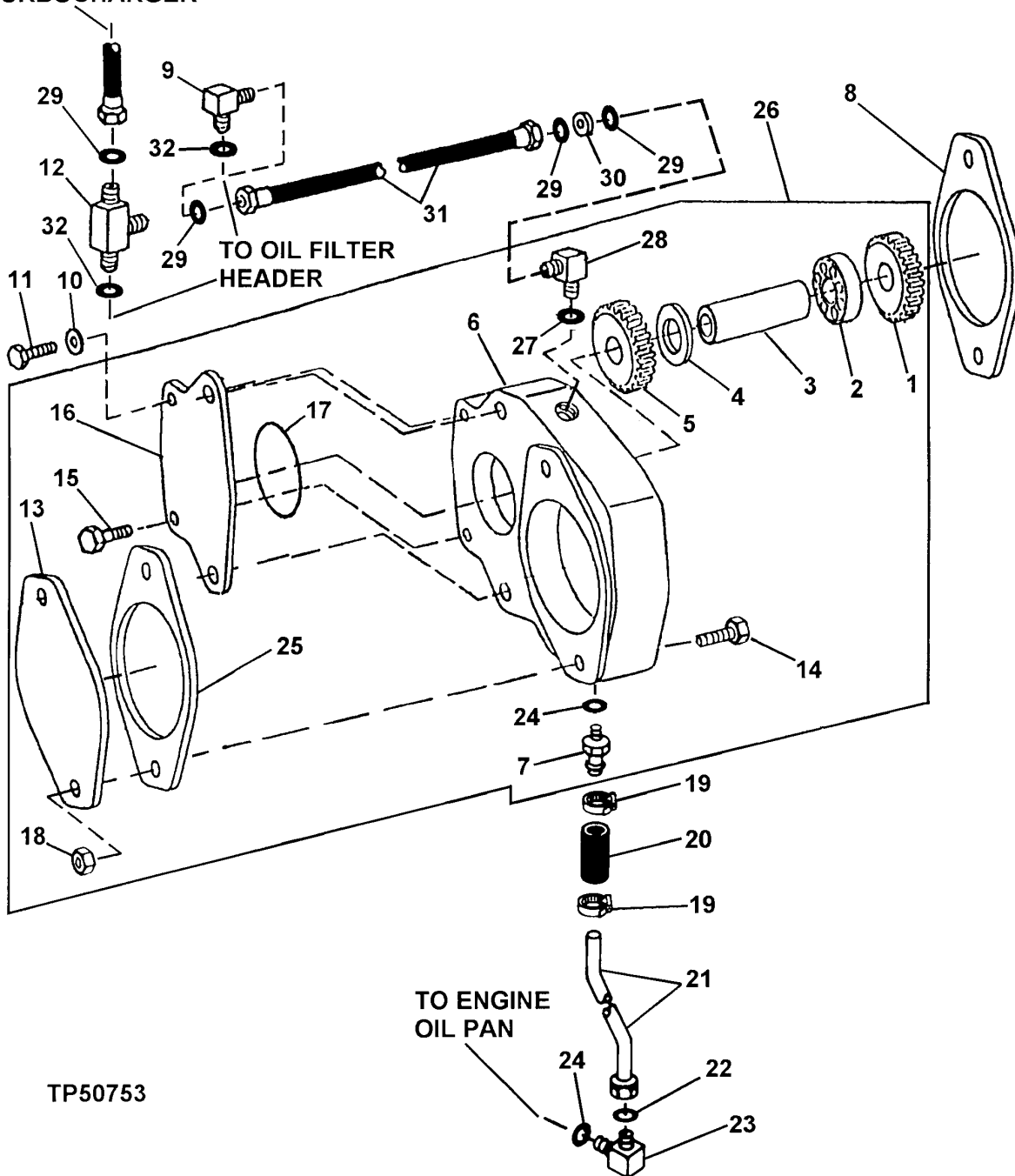
TP50752

KEY	PART NO.	PART NAME	QTY	SERIAL NO.	REMARKS
1	19M7790	SCREW	2	M12 X 35	
2	R135757	COVER	1	(SUB FOR R123480)	
3	T20758	O-RING	1	4.237" X 0.103"	

MEMORANDA

OFFSET AUXILIARY DRIVE GEAR ADAPTER (CODE 5205) (ENGINE SERIAL NO. -XXXXXX)
 ENTRAIN. AUXIL. LATERAL
 NEBENANTRIEB
 COMMANDO AUSL. INGRA.
 MANDO AUXIL. IMPULSADO
 HJAELOPDRIVENHET
 TP50753 -UN-10MAR98

TO
TURBOCHARGER

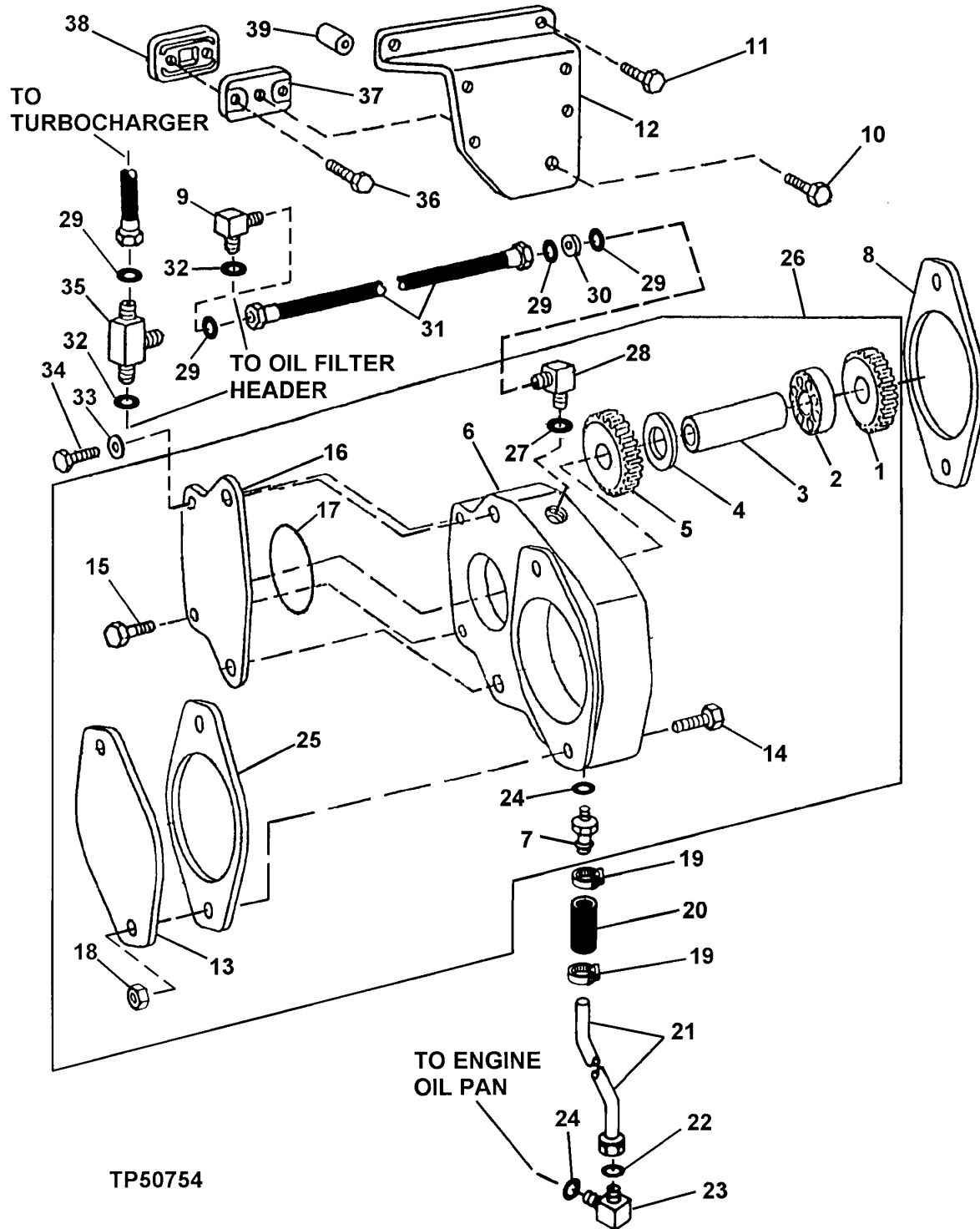


TP50753

OFFSET AUXILIARY DRIVE GEAR ADAPTER
(CODE 5205)
(ENGINE SERIAL NO. -XXXXXX)

KEY	PART NO.	PART NAME	QTY	ENGINE SERIAL NO.	REMARKS
1	GEAR	1		
2	ROLLER BEARING	1		
3	DRIVE SHAFT	1		
4	SPACER	1		
5	GEAR	1		
6	HOUSING	1		
7	L56883	HOSE FITTING	1		
8	R123481	GASKET	1		
9	38H5035	ELBOW FITTING	1		(WITHOUT TURBOCHARGER) (WITH LOW MOUNT TURBOCHARGER)
10	24M7047	WASHER	2		13 X 24 X 2.500 MM
11	19M7908	CAP SCREW	2		M12 X 110
12	38H5165	TEE FITTING	1		(WITH HIGH MOUNT TURBOCHARGER)
13	R135757	COVER	1		(WITHOUT ACCESSORIES)
14	19M8790	SCREW	2		M12 X 55
15	19M7785	SCREW	2		M10 X 25
16	COVER	1		
17	R112857	O-RING	1		
18	14M7299	FLANGE NUT	2		M12
19	RE32361	CLAMP	2		
20	HOSE	1		(MAKE FROM T60811, CUT TO LENGTH)
21	RE69088	OIL LINE	1		
22	T77932	O-RING	1		
23	38H5018	ELBOW FITTING	1		
24	51M7045	O-RING	2		19.300 X 2.200 MM
25	R134465	GASKET	1		(WITHOUT ACCESSORIES) (SUB FOR R123565)
26	RE60164	ADAPTER	1		(MARKED R123443) (SUB RE500827, L56883, T77613, 38H5022, 51M7040 AND 51M7045)
27	51M7040	O-RING	1		9.300 X 2.200 MM
28	38H5022	ELBOW FITTING	1		
29	T77613	O-RING	3		0.364" X 0.070"
30	N275799	ORIFICE	1		
31	RE60017	HYDRAULIC HOSE - FABRICATE	1		
32	51M7042	O-RING	1		13.300 X 2.200 MM

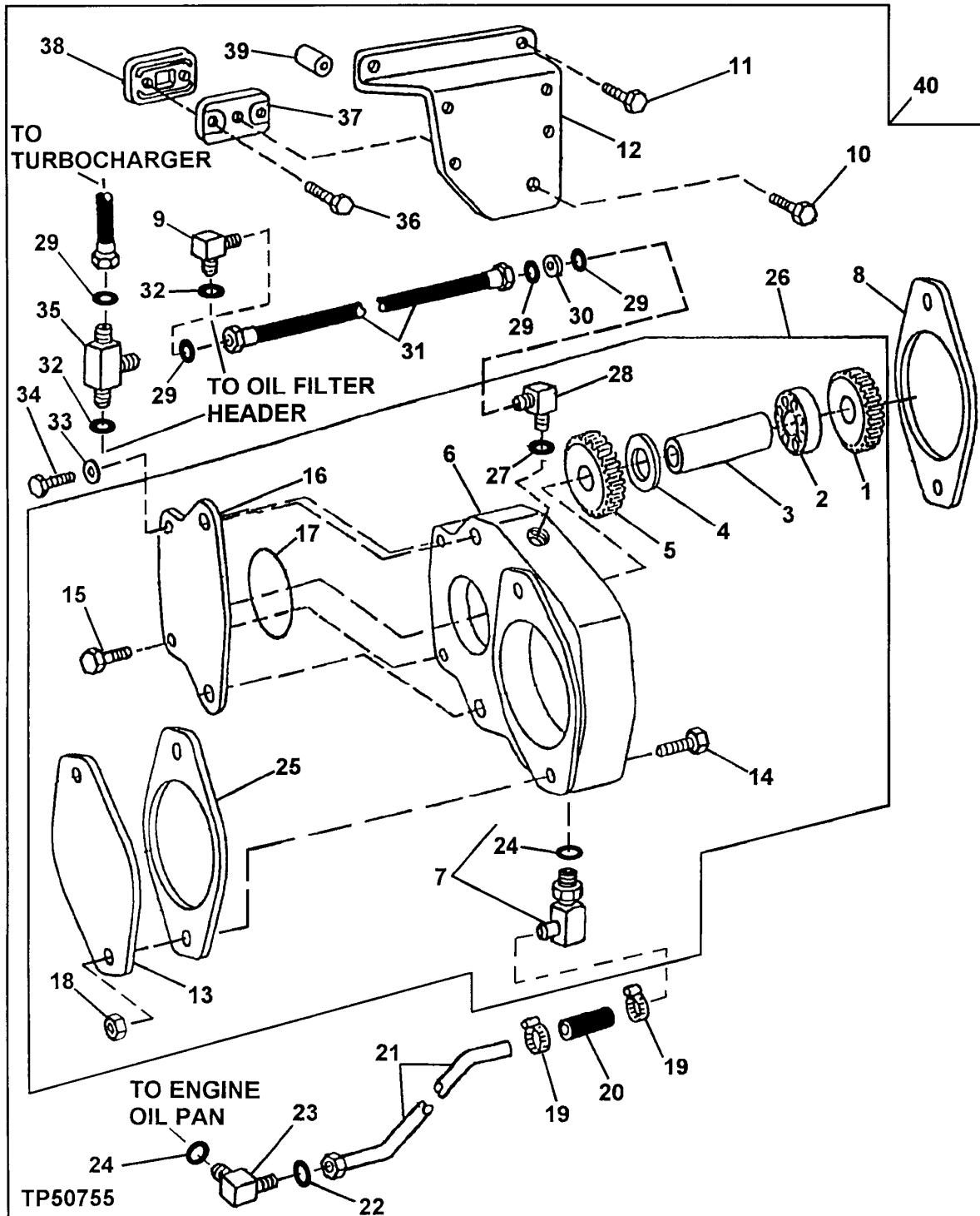
OFFSET AUXILIARY DRIVE GEAR ADAPTER (CODE 5205) (ENGINE SERIAL NO.XXXXXX-720811)
 ENTRAIN. AUXIL. LATERAL
 NEBENANTRIEB
 COMMANDO AUSL. INGRA.
 MANDO AUXIL. IMPULSADO
 HJAELOPDRIVENHET
 TP50754 -UN-10MAR98



**OFFSET AUXILIARY DRIVE GEAR ADAPTER
(CODE 5205)
(ENGINE SERIAL NO.XXXXXX-720811)**

KEY	PART NO.	PART NAME	QTY	ENGINE SERIAL NO.	REMARKS
1	GEAR	1		
2	ROLLER BEARING	1		
3	DRIVE SHAFT	1		
4	SPACER	1		
5	GEAR	1		
6	HOUSING	1		
7	L56883	HOSE FITTING	1		
8	R134465	GASKET	1		
9	38H5035	ELBOW FITTING	1		(WITHOUT TURBOCHARGER) (WITH LOW MOUNT TURBOCHARGER)
10	19M7784	SCREW	2		M10 X 20
11	19M7835	SCREW	2		M10 X 35
12	R134953	BRACKET	1		
13	R135757	COVER	1		(WITHOUT ACCESSORIES)
14	19M8790	SCREW	2		M12 X 55
15	19M7785	SCREW	2		M10 X 25
16	COVER	1		
17	R112857	O-RING	1		
18	14M7299	FLANGE NUT	2		M12
19	RE32361	CLAMP	2		
20	HOSE	1		(MAKE FROM T60811, CUT TO LENGTH)
21	RE69088	OIL LINE	1		
22	T77932	O-RING	1		
23	38H5018	ELBOW FITTING	1		
24	51M7045	O-RING	2		19.300 X 2.200 MM
25	R123676	GASKET	1		(WITHOUT ACCESSORIES)
26	RE69487	ADAPTER	1		(MARKED R134467) (SUB RE500827, L56883, T77613, 38H5022, 51M7040 AND 51M7045)
27	51M7040	O-RING	1		9.300 X 2.200 MM
28	38H5022	ELBOW FITTING	1		
29	T77613	O-RING	3		0.364" X 0.070"
30	N275799	ORIFICE	1		
31	RE60017	HYDRAULIC HOSE - FABRICATE	1		
32	51M7042	O-RING	1		13.300 X 2.200 MM
33	24M7047	WASHER	2		13 X 24 X 2.500 MM
34	19M7908	CAP SCREW	2		M12 X 110
35	38H5165	TEE FITTING	1		(WITH HIGH MOUNT TURBOCHARGER)
36	RE71544	CAP SCREW	2		
37	R132350	SPACER	1		
38	R136495	GASKET	1		(SUB FOR R116297, THIS APPLICATION)

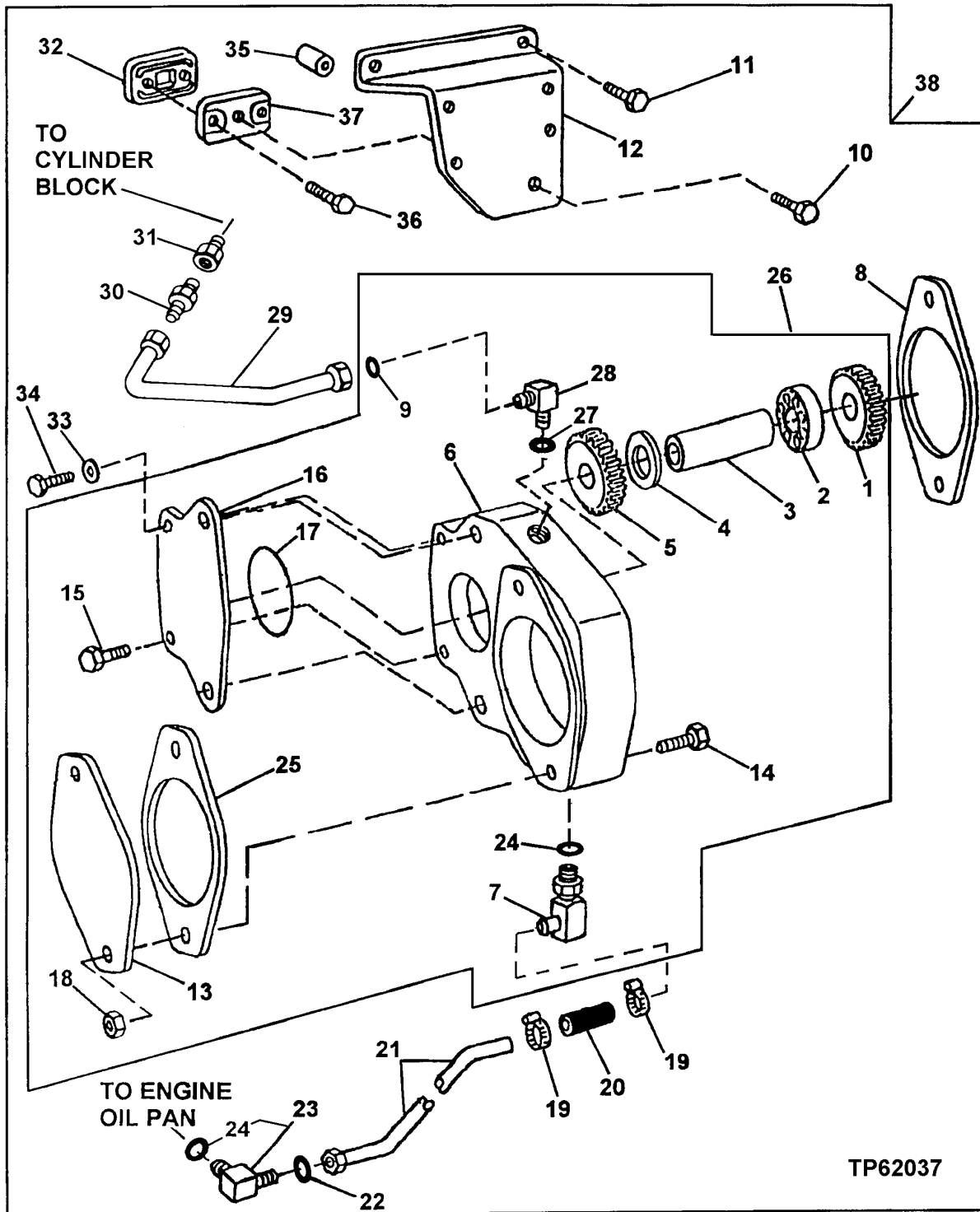
OFFSET AUXILIARY DRIVE GEAR ADAPTER (CODE 5205) (ENGINE SERIAL NO.720812-742889)
 ENTRAIN. AUXIL. LATERAL
 NEBENANTRIEB
 COMMANDO AUSL. INGRA.
 MANDO AUXIL. IMPULSADO
 HJAELOPDRIVENHET
 TP50755 -UN-10MAR98



**OFFSET AUXILIARY DRIVE GEAR ADAPTER
(CODE 5205)
(ENGINE SERIAL NO.720812-742889)**

KEY	PART NO.	PART NAME	QTY	ENGINE SERIAL NO.	REMARKS
1	GEAR	1		
2	ROLLER BEARING	1		
3	DRIVE SHAFT	1		
4	SPACER	1		
5	GEAR	1		
6	HOUSING	1		
7	R136464	FITTING	1		
8	R134465	GASKET	1		
9	38H5035	ELBOW FITTING	1		(WITHOUT TURBOCHARGER) (WITH LOW MOUNT TURBOCHARGER)
10	19M7784	SCREW	2		M10 X 20
11	19M7835	SCREW	2		M10 X 35
12	R134953	BRACKET	1		
13	R135757	COVER	1		(WITHOUT ACCESSORIES)
14	19M8790	SCREW	2		M12 X 55
15	19M7785	SCREW	2		M10 X 25
16	COVER	1		
17	R112857	O-RING	1		
18	14M7299	FLANGE NUT	2		M12
19	M19356	CLAMP	2		
20	HOSE	1		(MAKE FROM T60811, CUT TO LENGTH)
21	RE70718	OIL LINE	1		
22	T77932	O-RING	1		
23	38H5018	ELBOW FITTING	1		
24	51M7045	O-RING	2		19.300 X 2.200 MM
25	R123676	GASKET	1		(WITHOUT ACCESSORIES)
26	RE500042	ADAPTER	1		(MARKED R134467) (SUB RE500827, T77613, 38H5022 AND 51M7040)
27	51M7040	O-RING	1		9.300 X 2.200 MM
28	38H5022	ELBOW FITTING	1		
29	T77613	O-RING	3		0.364" X 0.070"
30	N275799	ORIFICE	1		
31	RE60017	HYDRAULIC HOSE - FABRICATE	1		
32	51M7042	O-RING	1		13.300 X 2.200 MM
33	24M7047	WASHER	2		13 X 24 X 2.500 MM
34	19M7908	CAP SCREW	2		M12 X 110
35	38H5165	TEE FITTING	1		(WITH HIGH MOUNT TURBOCHARGER)
36	19M8291	SCREW	2		M8 X 35
37	R132350	SPACER	1		
38	R136495	GASKET	1		
39	R114358	SPACER	1		
40	RE500032	ADAPTER	1		(KIT) (SUB RE500886)

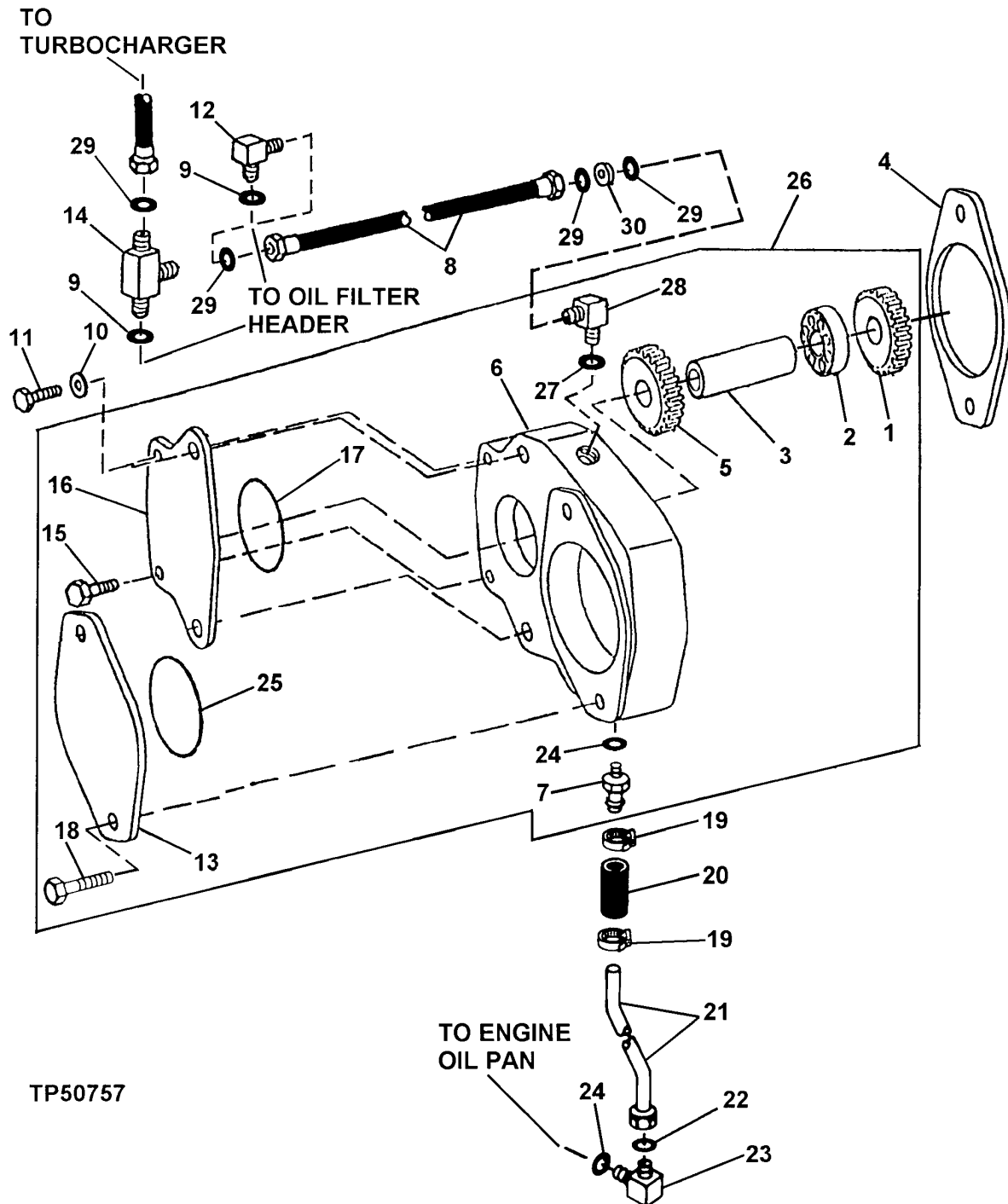
OFFSET AUXILIARY DRIVE GEAR ADAPTER (CODE 5205) (ENGINE SERIAL NO.742890-)
 ENTRAIN. AUXIL. LATERAL
 NEBENANTRIEB
 COMMANDO AUSL. INGRA.
 MANDO AUXIL. IMPULSADO
 HJAELOPDRIVENHET
 TP62037 -UN-14SEP99



**OFFSET AUXILIARY DRIVE GEAR ADAPTER
(CODE 5205)
(ENGINE SERIAL NO.742890-)**

KEY	PART NO.	PART NAME	QTY	ENGINE SERIAL NO.	REMARKS
1	GEAR	1		
2	ROLLER BEARING	1		
3	DRIVE SHAFT	1		
4	SPACER	1		
5	GEAR	1		
6	HOUSING	1		
7	R136464	FITTING	1		
8	R134465	GASKET	1		
9	T77814	O-RING	1		
10	19M7784	SCREW	2	M10 X 20	
11	19M7835	SCREW	2	M10 X 35	
12	R134953	BRACKET	1		
13	R135757	COVER	1		(WITHOUT ACCESSORIES)
14	19M8790	SCREW	2	M12 X 55	
15	19M7785	SCREW	2	M10 X 25	
16	COVER	1		
17	R112857	O-RING	1		
18	14M7299	FLANGE NUT	2	M12	
19	M19356	CLAMP	2		
20	HOSE	1		(MAKE FROM T60811, CUT TO LENGTH)
21	RE70718	OIL LINE	1		
22	T77932	O-RING	1		
23	38H5018	ELBOW FITTING	1		
24	51M7045	O-RING	2	19.300 X 2.200 MM	
25	R123676	GASKET	1		(WITHOUT ACCESSORIES)
26	RE500827	ADAPTER	1		(MARKED R134467)
27	51M7040	O-RING	1	9.300 X 2.200 MM	
28	38H5015	ELBOW FITTING	1		
29	RE500750	OIL LINE	1		
30	R110664	COUPLING	1		
31	15H642	PIPE BUSHING	1	1/4"	
32	R136495	GASKET	1		
33	24M7047	WASHER	2	13 X 24 X 2.500 MM	
34	19M7908	CAP SCREW	2	M12 X 110	
35	R114358	SPACER	1		
36	RE71544	CAP SCREW	2		
37	R132350	SPACER	1		
38	RE500886	ADAPTER	1	(KIT)	

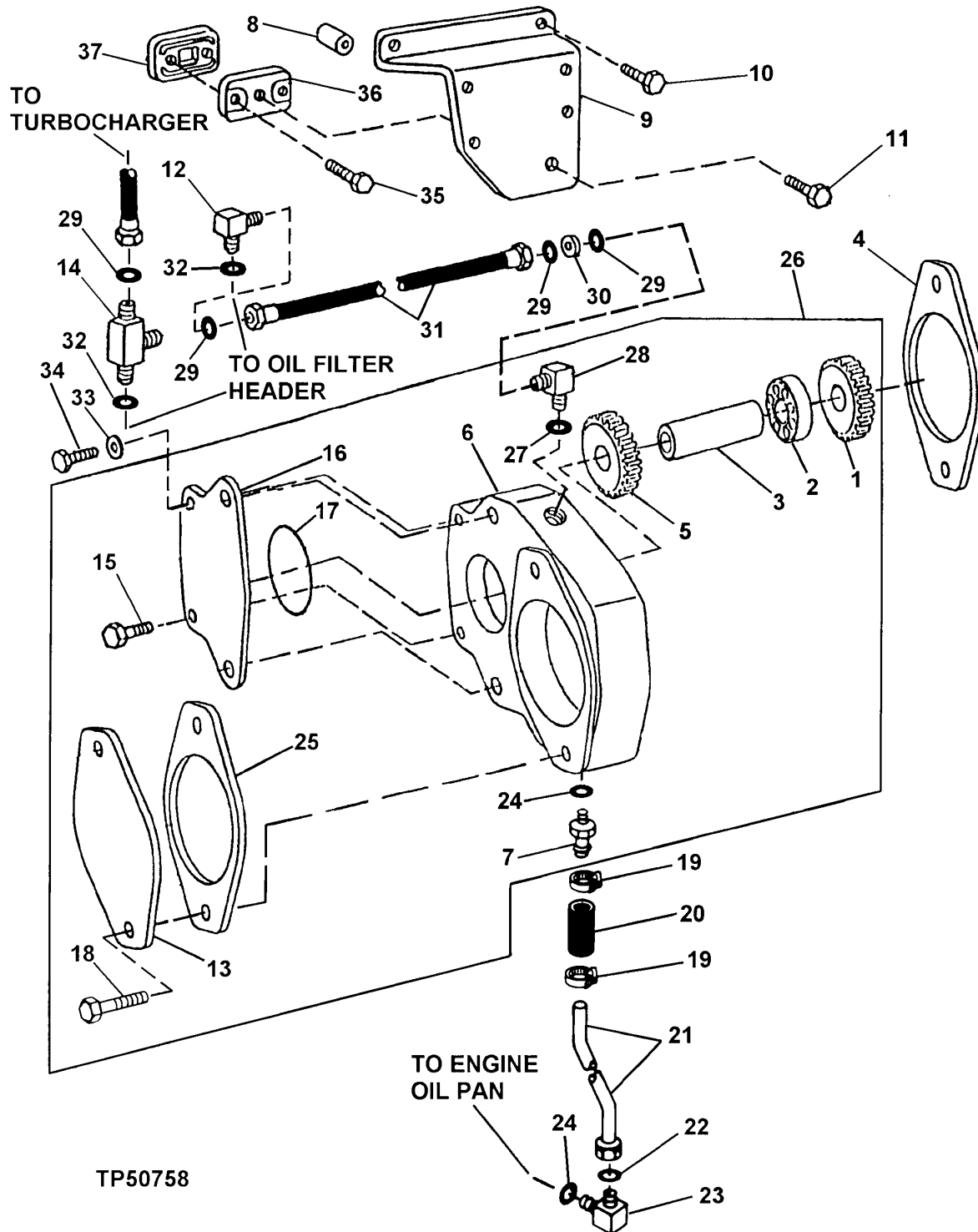
OFFSET AUXILIARY DRIVE GEAR ADAPTER (CODE 5206) (ENGINE SERIAL NO. -XXXXXX)
 ENTRAIN. AUXIL. LATERAL
 NEBENANTRIEB
 COMMANDO AUSL. INGRA.
 MANDO AUXIL. IMPULSADO
 HJAELOPDRIVENHET
 TP50757 -UN-10MAR98



OFFSET AUXILIARY DRIVE GEAR ADAPTER
(CODE 5206)
(ENGINE SERIAL NO. -XXXXXX)

KEY	PART NO.	PART NAME	QTY	ENGINE SERIAL NO.	REMARKS
1	GEAR	1		
2	ROLLER BEARING	1		
3	DRIVE SHAFT	1		
4	R123481	GASKET	1		
5	GEAR	1		
6	HOUSING	1		
7	L56883	HOSE FITTING	1		
8	RE60017	HYDRAULIC HOSE - FABRICATE	1		
9	51M7042	O-RING	1		13.300 X 2.200 MM
10	24M7047	WASHER	2		13 X 24 X 2.500 MM
11	19M7908	CAP SCREW	2		M12 X 110
12	38H5035	ELBOW FITTING	1		(WITHOUT TURBOCHARGER) (WITH LOW MOUNT TURBOCHARGER)
13	R123480	COVER	1		(WITHOUT ACCESSORIES)
14	38H5165	TEE FITTING	1		(WITH HIGH MOUNT TURBOCHARGER)
15	19M7785	SCREW	2		M10 X 25
16	COVER	1		
17	R112857	O-RING	1		
18	19M7789	SCREW	2		M12 X 30, (WITHOUT ACCESSORIES)
19	M19356	CLAMP	2		
20	HOSE	1		(MAKE FROM T60811, CUT TO LENGTH)
21	RE70718	OIL LINE	1		
22	T77932	O-RING	1		0.614" X 0.070"
23	38H5018	ELBOW FITTING	1		
24	51M7045	O-RING	2		19.300 X 2.200 MM
25	T20758	O-RING	1		(WITHOUT ACCESSORIES)
26	RE60165	ADAPTER	1		(MARKED R130393) (SUB RE500828, T77613, 38H5022 AND 51M7040)
27	51M7040	O-RING	1		9.300 X 2.200 MM
28	38H5022	ELBOW FITTING	1		
29	T77613	O-RING	3		0.364" X 0.070"
30	N275799	ORIFICE	1		

OFFSET AUXILIARY DRIVE GEAR ADAPTER (CODE 5206) (ENGINE SERIAL NO.XXXXXX-720811)
 ENTRAIN. AUXIL. LATERAL
 NEBENANTRIEB
 COMMANDO AUSL. INGRA.
 MANDO AUXIL. IMPULSADO
 HJAELOPDRIVENHET
 TP50758 -UN-10MAR98

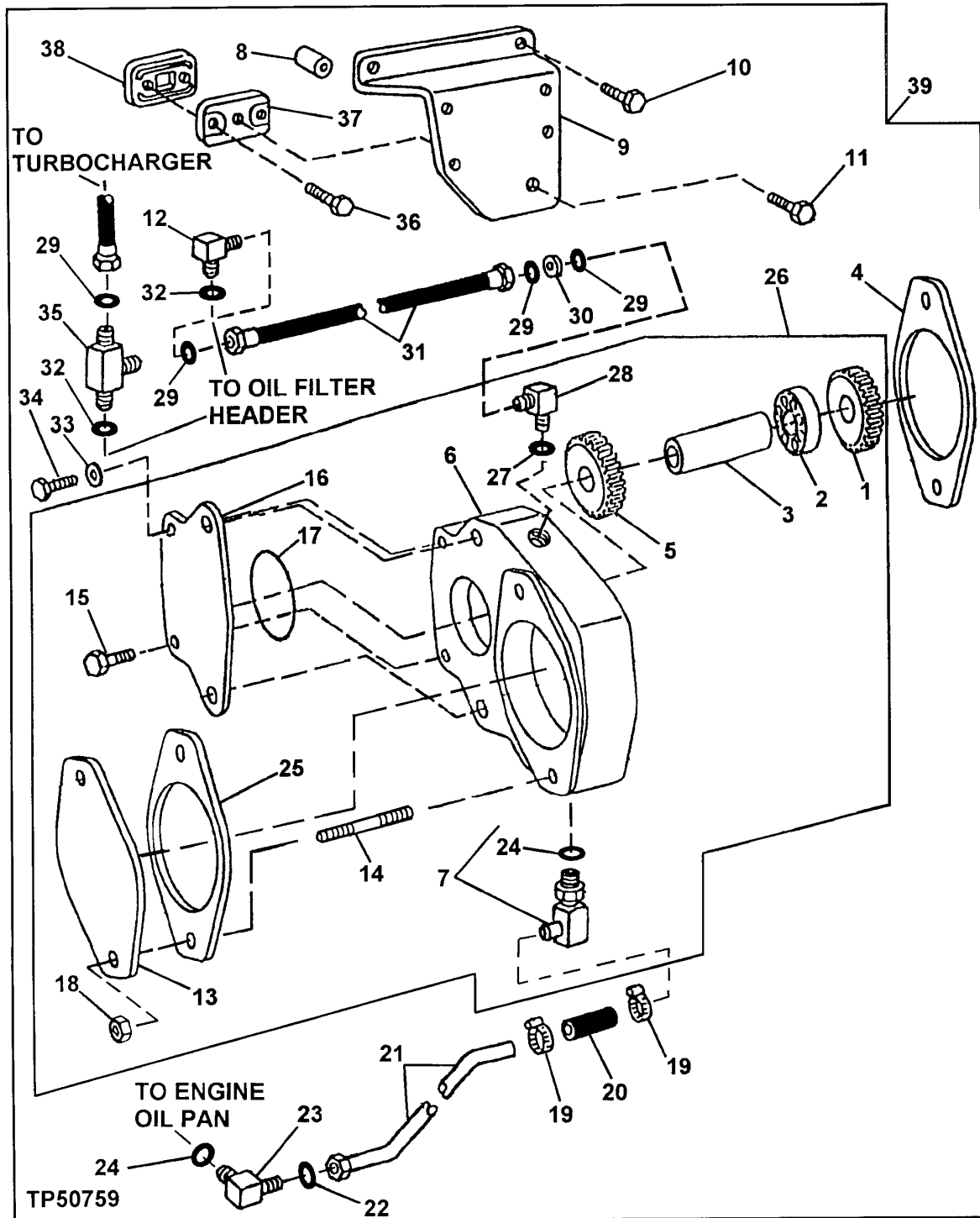


TP50758

**OFFSET AUXILIARY DRIVE GEAR ADAPTER
(CODE 5206)
(ENGINE SERIAL NO.XXXXXX-720811)**

KEY	PART NO.	PART NAME	QTY	ENGINE SERIAL NO.	REMARKS
1	GEAR	1		
2	ROLLER BEARING	1		
3	DRIVE SHAFT	1		
4	R134465	GASKET	1		
5	GEAR	1		
6	HOUSING	1		
7	L56883	HOSE FITTING	1		
8	R114358	SPACER	1		
9	19M7908	CAP SCREW	2	M12 X 110	
10	19M7784	SCREW	1	M10 X 20	
11	19M7835	SCREW	2	M10 X 35	
12	38H5035	ELBOW FITTING	1		(WITHOUT TURBOCHARGER) (WITH LOW MOUNT TURBOCHARGER)
13	R135757	COVER	1		(WITHOUT ACCESSORIES)
14	38H5165	TEE FITTING	1		(WITH HIGH MOUNT TURBOCHARGER)
15	19M7785	SCREW	2	M10 X 25	
16	COVER	1		
17	R112857	O-RING	1		
18	19M7789	SCREW	2	M12 X 30, (WITHOUT ACCESSORIES)	
19	RE32361	CLAMP	2		
20	HOSE	1		(MAKE FROM T60811, CUT TO LENGTH)
21	RE69088	OIL LINE	1		
22	T77932	O-RING	1	0.614" X 0.070"	
23	38H5018	ELBOW FITTING	1		
24	51M7045	O-RING	2	19.300 X 2.200 MM	
25	R125670	GASKET	1		(WITHOUT ACCESSORIES)
26	RE70221	ADAPTER	1		(MARKED R130393) (SUB RE500828, T77613, 38H5022 AND 51M7040)
27	51M7040	O-RING	1	9.300 X 2.200 MM	
28	38H5022	ELBOW FITTING	1		
29	T77613	O-RING	3	0.364" X 0.070"	
30	N275799	ORIFICE	1		
31	RE60017	HYDRAULIC HOSE - FABRICATE	1		
32	51M7042	O-RING	1	13.300 X 2.200 MM	
33	24M7047	WASHER	2	13 X 24 X 2.500 MM	
34	19M7908	CAP SCREW	2	M12 X 110	
35	19M8291	SCREW	2	M8 X 35	
36	R132350	SPACER	1		
37	R136495	GASKET	1		

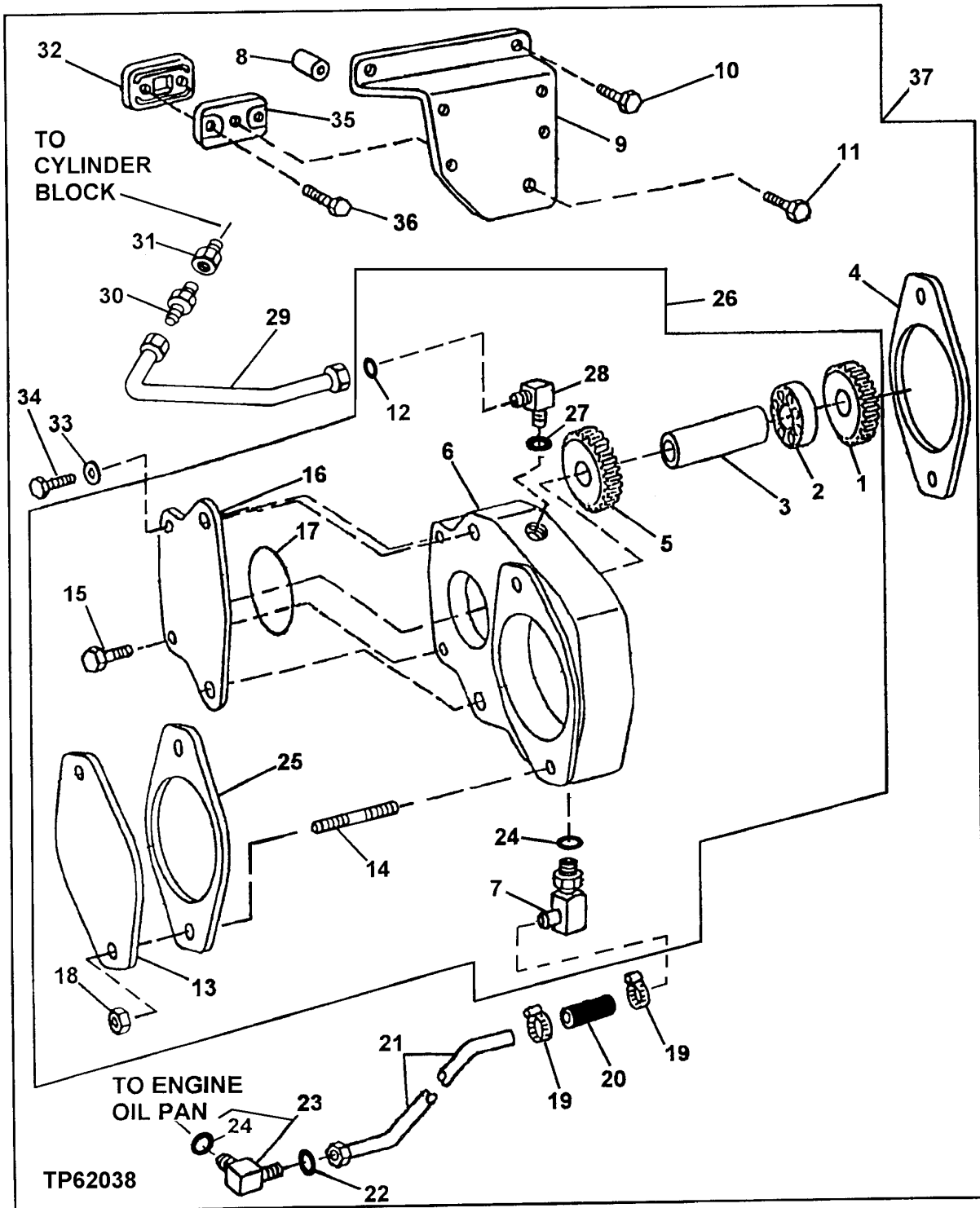
OFFSET AUXILIARY DRIVE GEAR ADAPTER (CODE 5206) (ENGINE SERIAL NO.720812-742889)
 ENTRAIN. AUXIL. LATERAL
 NEBENANTRIEB
 COMMANDO AUSL. INGRA.
 MANDO AUXIL. IMPULSADO
 HJAELOPDRIVENHET
 TP50759 -UN-10MAR98



**OFFSET AUXILIARY DRIVE GEAR ADAPTER
(CODE 5206)
(ENGINE SERIAL NO.720812-742889)**

KEY	PART NO.	PART NAME	QTY	ENGINE SERIAL NO.	REMARKS
1	GEAR	1		
2	ROLLER BEARING	1		
3	DRIVE SHAFT	1		
4	R134465	GASKET	1		
5	GEAR	1		
6	HOUSING	1		
7	R136464	FITTING	1		
8	R114358	SPACER	1		
9	R134953	BRACKET	1		
10	19M7835	SCREW	2	M10 X 35	
11	19M7784	SCREW	1	M10 X 20	
12	38H5035	ELBOW FITTING	1		(WITHOUT TURBOCHARGER) (WITH LOW MOUNT TURBOCHARGER)
13	R135757	COVER	1		(WITHOUT ACCESSORIES)
14	42M7071	STUD	2		
15	19M7785	SCREW	2	M10 X 25	
16	COVER	1		
17	R112857	O-RING	1		
18	14M7299	FLANGE NUT	2	M12	
19	M19356	CLAMP	2		
20	HOSE	1		(MAKE FROM T60811, CUT TO LENGTH)
21	RE70718	OIL LINE	1		
22	T77932	O-RING	1		
23	38H5018	ELBOW FITTING	1		
24	51M7045	O-RING	2	19.300 X 2.200 MM	
25	R125670	GASKET	1		(WITHOUT ACCESSORIES)
26	RE500043	ADAPTER	1		(MARKED R135245) (SUB RE500828, T77613, 38H5022 AND 51M7040)
27	51M7040	O-RING	1	9.300 X 2.200 MM	
28	38H5022	ELBOW FITTING	1		
29	T77613	O-RING	3	0.364" X 0.070"	
30	N275799	ORIFICE	1		
31	RE60017	HYDRAULIC HOSE - FABRICATE	1		
32	51M7042	O-RING	1	13.300 X 2.200 MM	
33	24M7047	WASHER	2	13 X 24 X 2.500 MM	
34	19M7908	CAP SCREW	2	M12 X 110	
35	38H5165	TEE FITTING	1		(WITH HIGH MOUNT TURBOCHARGER)
36	19M8291	SCREW	2	M8 X 35	
37	R132350	SPACER	1		
38	R136495	GASKET	1		
39	RE500887	ADAPTER	1		(KIT) (SUB FOR RE500033)

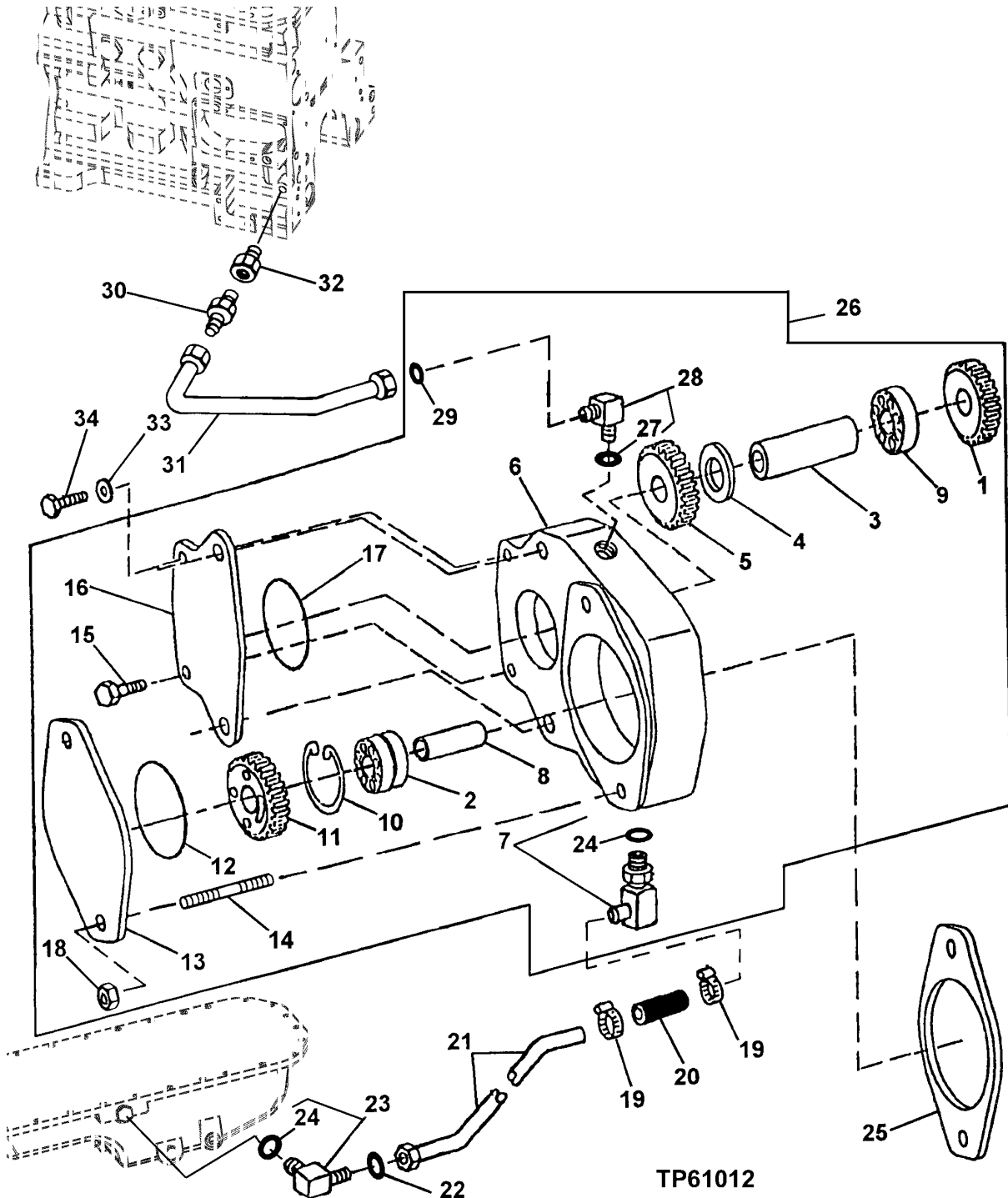
OFFSET AUXILIARY DRIVE GEAR ADAPTER (CODE 5206) (ENGINE SERIAL NO.742890-)
 ENTRAIN. AUXIL. LATERAL
 NEBENANTRIEB
 COMMANDO AUSL. INGRA.
 MANDO AUXIL. IMPULSADO
 HJAELOPDRIVENHET
 TP62038 -UN-27JAN99



OFFSET AUXILIARY DRIVE GEAR ADAPTER
(CODE 5206)
(ENGINE SERIAL NO.742890-)

KEY	PART NO.	PART NAME	QTY	ENGINE SERIAL NO.	REMARKS
1	GEAR	1		
2	ROLLER BEARING	1		
3	DRIVE SHAFT	1		
4	R134465	GASKET	1		
5	GEAR	1		
6	HOUSING	1		
7	R136464	FITTING	1		
8	R114358	SPACER	1		
9	R134953	BRACKET	1		
10	19M7835	SCREW	2	M10 X 35	
11	19M7784	SCREW	1	M10 X 20	
12	T77814	O-RING	1		
13	R135757	COVER	1		(WITHOUT ACCESSORIES)
14	42M7071	STUD	2		
15	19M7785	SCREW	2	M10 X 25	
16	COVER	1		
17	R112857	O-RING	1		
18	14M7299	FLANGE NUT	2	M12	
19	M19356	CLAMP	2		
20	HOSE	1		(MAKE FROM T60811, CUT TO LENGTH)
21	RE70718	OIL LINE	1		
22	T77932	O-RING	1		
23	38H5018	ELBOW FITTING	1		
24	51M7045	O-RING	2	19.300 X 2.200 MM	
25	R125670	GASKET	1		(WITHOUT ACCESSORIES)
26	RE500828	ADAPTER	1		(MARKED R135245)
27	51M7040	O-RING	1	9.300 X 2.200 MM	
28	38H5015	ELBOW FITTING	1		
29	RE500750	OIL LINE	1		
30	R110664	COUPLING	1		
31	15H642	PIPE BUSHING	1	1/4"	
32	R136495	GASKET	1		
33	24M7047	WASHER	2	13 X 24 X 2.500 MM	
34	19M7908	CAP SCREW	2	M12 X 110	
35	R132350	SPACER	1		
36	RE71544	CAP SCREW	2		
37	RE500887	ADAPTER	1		(KIT)

OFFSET AUXILIARY DRIVE GEAR ADAPTER (CODE 5215)
ENTRAIN. AUXIL. LATERAL
NEBENANTRIEB
COMMANDO AUSL. INGRA.
MANDO AUXIL. IMPULSADO
HJAELOPDRIVENHET
TP61012 -UN-03JUN99



OFFSET AUXILIARY DRIVE GEAR ADAPTER
(CODE 5215)

KEY	PART NO.	PART NAME	QTY	ENGINE SERIAL NO.	REMARKS
1	GEAR	1		
2	ROLLER BEARING	1		
3	DRIVE SHAFT	1		
4	SPACER	1		
5	GEAR	1		
6	HOUSING	1		
7	R136464	FITTING	1		
8	DRIVE SHAFT	1		
9	ROLLER BEARING	1		
10	SNAP RING	1		
11	GEAR	1		
12	T20758	O-RING	1		(WITHOUT ACCESSORIES)
13	R135757	COVER	1		(WITHOUT ACCESSORIES)
14	42M7071	STUD	2		
15	19M7785	SCREW	2		M10 X 25
16	COVER	1		
17	R112857	O-RING	1		
18	14M7299	FLANGE NUT	2		M12
19	M19356	CLAMP	2		
20	HOSE	1		(MAKE FROM T60811 OR R83063)
21	RE70718	OIL LINE	1		
23	38H5018	ELBOW FITTING	1		
24	51M7045	O-RING	2		19.300 X 2.200 MM
25	R134465	GASKET	1		
26	RE500826	ADAPTER	1		(MARKED R134446)
27	51M7040	O-RING	1		
28	38H5015	ELBOW FITTING	1		
29	T77814	O-RING	1		0.301" X 0.070"
30	R110664	COUPLING	1		
31	RE500750	OIL LINE	1		
32	15H642	PIPE BUSHING	1		1/4"
33	24M7047	WASHER	2		13 X 24 X 2.500 MM
34	19M7908	CAP SCREW	2		M12 X 110

MEMORANDA

NUMERICAL INDEX

PART NO.	GRID	KEY	PAGE	PART NO.	GRID	KEY	PAGE	PART NO.	GRID	KEY	PAGE
AE53101	1J6	7	1672-3	AT182016	1J3	1	1369-3	M19356	2C17	19	4151-33
AH138291	1J6	10	1672-3	AT182017	1J3	1	1369-3	M19356	2C19	19	4151-35
AH84168	1J11	6	1672-9	AT182602	1J2	1	1369-2	M19356	2C23	19	4151-39
AR102763	1G16	14	0422-27	AT182602	1J3	1	1369-3	M19356	2C25	19	4151-41
AR21840	1112	2	0510-7	AT182603	1J2	1	1369-2	M19356	2D2	19	4151-43
AR35435	1115	10	0520-3	AT183016	1J3	1	1369-3	M41029	1B21	4	0403-2
AR35435	1119	10	0520-7	AT183222	116	6	0505-5	M87733	1E21	3	0416-3
AR50411	113	1	0505-1	AT183524	1J3	1	1369-3	N110000	1112	9	0510-7
AR51481	1J11	4	1672-9	AT185503	1J2	1	1369-2	N275799	2B12	15	4151-3
AR56784	1120	1	0530-1	AT185696	1J6	7	1672-3	N275799	2B14	15	4151-5
AR58126	1J11	4	1672-9	AT185951	1J6	7	1672-3	N275799	2B16	15	4151-7
AR61533	1H17	9	0433-7	AT203469	1115	7	0520-3	N275799	2B20	15	4151-11
AR61533	1H19	8	0433-9	AT203469	1119	7	0520-7	N275799	2B22	15	4151-13
AR61533	1H20	6	0433-10	AT203470	1115	8	0520-3	N275799	2C2	30	4151-17
AR61589	1H17	10	0433-7	AT203470	1119	8	0520-7	N275799	2C4	30	4151-19
AR61589	1H19	9	0433-9	AT203471	1115	16	0520-3	N275799	2C6	30	4151-21
AR61589	1H20	8	0433-10	AT203471	1119	16	0520-7	N275799	2C11	30	4151-27
AR65294	1E15	1	0414-3	AT207952	1J6	10	1672-3	N275799	2C13	30	4151-29
AR65294	1E15	12	0414-3	AT220393	1J6	7	1672-3	N275799	2C15	30	4151-31
AR65507	1B21	9	0403-2	AT220393	1J7	1	1672-4	N275799	2C19	30	4151-35
AR84565	1115	6	0520-3	AT220394	1J6	7	1672-3	N275799	2C21	30	4151-37
AR84565	1119	6	0520-7	AT34808	1110	2	0510-5	N275799	2C23	30	4151-39
AR85519	1D12	1	0413-5	AT34808	1110	3	0510-5	P40098	1E23	17	0416-5
AR85519	1D14	1	0413-7	AT37076	1110	3	0510-5	RE19797	1D12	5	0413-5
AR85519	1D16	1	0413-9	AT38076	1110	2	0510-5	RE19797	1D14	5	0413-7
AR85519	1D18	1	0413-13	AT50923	1115	14	0520-3	RE19797	1D16	5	0413-9
AR85519	1D20	1	0413-15	AT50923	1119	14	0520-7	RE19797	1D18	5	0413-13
AR85519	1D22	2	0413-17	AT56657	1115	13	0520-3	RE19797	1D20	5	0413-15
AR85519	1E2	2	0413-19B	AT56657	1119	13	0520-7	RE19797	1D22	5	0413-17
AR85519	1E4	3	0413-21	AT56658	1117	13	0520-5	RE19797	1E2	5	0413-19B
AR86600	1121	1	0530-2	AT63813	1120	3	0530-1	RE19797	1E4	4	0413-21
AR87079	113	1	0505-1	A364R	1E24	7	0417-2	RE19799	1D12	15	0413-5
AT105289	1112	7	0510-7	A4827R	1B18	14	0402-7	RE19799	1D14	15	0413-7
AT12875	1D2	6	0408-3	A4827R	1B20	14	0402-9	RE19799	1D16	15	0413-9
AT13740	1B25	14	0404-5	A4827R	1H24	17	0452-3	RE19799	1D18	15	0413-13
AT13740	117	9	0510-1	A4827R	1J11	9	1672-9	RE19799	1D20	15	0413-15
AT141011	1E13	6	0414-1	CD16284	1D5	7	0409-3	RE19799	1D22	15	0413-17
AT141011	1J11	1	1672-9	DSO345	1J3	1	1369-3	RE19799	1E2	15	0413-19B
AT141011	1J12	3	1672-10	DSO346	1J3	1	1369-3	RE19799	1E4	7	0413-21
AT145341	1J12	3	1672-10	E1343FN	1H3	2	0429-3	RE20223	1121	3	0530-2
AT163156	1J6	9	1672-3	E1343FN	1H10	2	0429-9	RE20224	1121	2	0530-2
AT170040	118	1	0510-2	E1343FN	1H11	2	0429-10	RE23378	1G6	4	0422-17
AT170040	118	3	0510-2	H113196	1G16	16	0422-27	RE26409	1E21	5	0416-3
AT171162	116	1	0505-5	H144094	1J6	9	1672-3	RE29658	114	3	0505-2
AT171853	1117	7	0520-5	H144094	1J7	2	1672-4	RE31617	1D5	13	0409-3
AT171854	1117	8	0520-5	H144095	1J6	8	1672-3	RE31856	1D12	29	0413-5
AT171855	1117	6	0520-5	H144095	1J7	3	1672-4	RE31856	1D14	29	0413-7
AT173624	1J6	7	1672-3	H23125	1B15	2	0402-3	RE31856	1D16	29	0413-9
AT173624	1J7	1	1672-4	H36031	1D2	5	0408-3	RE31856	1D18	29	0413-13
AT175194	1J6	7	1672-3	H80753	1H3	2	0429-3	RE32361	2C2	19	4151-17
AT175195	1J6	7	1672-3	H98792	1H10	7	0429-9	RE32361	2C4	19	4151-19
AT175358	1115	4	0520-3	IPSKIT3	1J3	1	1369-3	RE32361	2C6	19	4151-21
AT175358	1119	4	0520-7	ISPKIT3	1J3	1	1369-3	RE32361	2C11	19	4151-27
AT178840	1J2	1	1369-2	K40003	1E12	1	0413-29	RE32361	2C13	19	4151-29
AT178840	1J3	1	1369-3	L34569	1H1	9	0429-1	RE32361	2C21	19	4151-37
AT178842	1J2	1	1369-2	L34575	1H1	8	0429-1	RE36364	1E19	8A	0415-3
AT178843	1J2	1	1369-2	L56883	2C2	7	4151-17	RE38616	1G16	6	0422-27
AT178844	1J2	1	1369-2	L56883	2C4	7	4151-19	RE38619	1G16	2	0422-27
AT178844	1J3	1	1369-3	L56883	2C11	7	4151-27	RE38622	1G16	8	0422-27
AT180333	1J2	1	1369-2	L56883	2C11	26	4151-27	RE38626	1G16	7	0422-27
AT180333	1J3	1	1369-3	L56883	2C13	7	4151-29	RE38704	1G16	10	0422-27
AT180334	1J2	1	1369-2	L56883	2C13	26	4151-29	RE39062	1G22	6	0422-33
AT180334	1J3	1	1369-3	L56883	2C19	7	4151-35	RE39242	1F16	6	0422-3
AT180335	1J2	1	1369-2	L56883	2C21	7	4151-37	RE39243	1G2	9	0422-13
AT180335	1J3	1	1369-3	M19356	2C6	19	4151-21	RE39244	1F16	9	0422-3
AT180344	1J3	1	1369-3	M19356	2C8	19	4151-23	RE39245	1G2	10	0422-13
AT181582	116	4	0505-5	M19356	2C15	19	4151-31	RE39246	1F16	10	0422-3

NUMERICAL INDEX - CONTINUED

PART NO.	GRID	KEY	PAGE	PART NO.	GRID	KEY	PAGE	PART NO.	GRID	KEY	PAGE
RE39247	1F16	14	0422 - 3	RE47519	1I8	2	0510 - 2	RE500643	1J25	6	2200 - 5
RE39247	1G2	14	0422 - 13	RE47519	1I8	4	0510 - 2	RE500715	1G16	6	0422 - 27
RE39247	1G12	14	0422 - 23	RE48786	1D9	8	0413 - 1	RE500718	2B18	15	4151 - 9
RE39248	1F16	14	0422 - 3	RE48786	1D9	10	0413 - 1	RE500718	2B24	15	4151 - 15
RE39248	1G2	14	0422 - 13	RE48827	1G22	9	0422 - 33	RE500737	1E24	14	0417 - 2
RE39248	1G12	14	0422 - 23	RE49984	1F22	1	0422 - 9	RE500737	1E24	16	0417 - 2
RE39249	1F16	3	0422 - 3	RE49984	1G8	1	0422 - 19	RE500750	2C8	31	4151 - 23
RE39249	1G2	3	0422 - 13	RE49985	1F22	4	0422 - 9	RE500750	2C17	29	4151 - 33
RE39249	1G12	3	0422 - 23	RE49986	1F22	5	0422 - 9	RE500750	2C25	29	4151 - 41
RE39250	1F16	11	0422 - 3	RE49986	1G8	5	0422 - 19	RE500750	2D2	31	4151 - 43
RE39250	1G2	11	0422 - 13	RE500002	1B21	3	0403 - 2	RE500802	1I19	19	0520 - 7
RE39251	1F16	1	0422 - 3	RE500005	1B15	8A	0402 - 3	RE500824	2B12	6	4151 - 3
RE39251	1G2	1	0422 - 13	RE500005	1B15	8B	0402 - 3	RE500824	2B14	6	4151 - 5
RE39251	1G12	1	0422 - 23	RE500005	1B15	11	0402 - 3	RE500824	2B16	6	4151 - 7
RE40048	1D6	5	0410 - 1	RE500005	1C3	5A	0407 - 1	RE500824	2B18	6	4151 - 9
RE40436	1I13	1	0520 - 1	RE500005	1C3	5B	0407 - 1	RE500825	2B20	6	4151 - 11
RE41759	1G16	19	0422 - 27	RE500005	1C5	6	0407 - 1B	RE500825	2B22	6	4151 - 13
RE42138	1I3	9	0505 - 1	RE500029	2B16	22	4151 - 7	RE500825	2B24	6	4151 - 15
RE42139	1I3	7	0505 - 1	RE500030	2B22	20	4151 - 13	RE500826	2C2	26	4151 - 17
RE42140	1I3	7	0505 - 1	RE500031	2C6	44	4151 - 21	RE500826	2C4	26	4151 - 19
RE42140	1I3	9	0505 - 1	RE500032	2C15	40	4151 - 31	RE500826	2C6	26	4151 - 21
RE42777	1G2	6	0422 - 13	RE500033	2C23	39	4151 - 39	RE500826	2C8	26	4151 - 23
RE42777	1G12	6	0422 - 23	RE500036	1E17	15	0414 - 5	RE500826	2D2	26	4151 - 43
RE43304	1J11	11	1672 - 9	RE500038	2B16	6	4151 - 7	RE500827	2C11	26	4151 - 27
RE43305	1J11	12	1672 - 9	RE500041	2C6	26	4151 - 21	RE500827	2C13	26	4151 - 29
RE43511	1I22	1	0570 - 1	RE500042	2C15	26	4151 - 31	RE500827	2C15	26	4151 - 31
RE44574	1H15	3	0433 - 5	RE500043	2C23	26	4151 - 39	RE500827	2C17	26	4151 - 33
RE44574	1H17	3	0433 - 7	RE500071	1I12	15	0510 - 7	RE500828	2C19	26	4151 - 35
RE44574	1H19	3	0433 - 9	RE500085	1E4	9	0413 - 21	RE500828	2C21	26	4151 - 37
RE44574	1H20	1	0433 - 10	RE500086	1E4	8	0413 - 21	RE500828	2C23	26	4151 - 39
RE44574	1H21	4	0433 - 11	RE500087	1E4	6	0413 - 21	RE500828	2C25	26	4151 - 41
RE44574	1H24	18	0452 - 3	RE500088	1E4	5	0413 - 21	RE500831	1D22	22	0413 - 17
RE45329	1F16	21	0422 - 3	RE500133	1C14	4A	0407 - 9	RE500848	1D24	22	0413 - 19
RE45329	1G2	21	0422 - 13	RE500133	1C14	4B	0407 - 9	RE500873	1D24	22	0413 - 19
RE45329	1G12	21	0422 - 23	RE500137	1H13	20	0433 - 3	RE500881	1D14	22	0413 - 7
RE46684	1E15	17	0414 - 3	RE500160	1F8	11	0420 - 3	RE500883	2B16	22	4151 - 7
RE46684	1E17	17	0414 - 5	RE500160	1F8	18	0420 - 3	RE500883	2B18	19	4151 - 9
RE46684	1F2	1	0418 - 3	RE500160	1F10	16	0420 - 5	RE500884	2B22	20	4151 - 13
RE46684	1F2	4B	0418 - 3	RE500160	1F10	20	0420 - 5	RE500884	2B24	18	4151 - 15
RE46684	1F2	15	0418 - 3	RE500160	1F12	20	0420 - 7	RE500885	2C6	44	4151 - 21
RE46684	1F4	4	0418 - 5	RE500160	1F12	22	0420 - 7	RE500885	2C8	42	4151 - 23
RE46685	1C20	2	0407 - 15	RE500168	1C6	1	0407 - 2	RE500886	2C15	40	4151 - 31
RE46685	1C20	5	0407 - 15	RE500374	1E8	13	0413 - 25	RE500886	2C17	38	4151 - 33
RE46685	1C20	8	0407 - 15	RE500375	1E8	11	0413 - 25	RE500887	2C23	39	4151 - 39
RE46685	1C20	10	0407 - 15	RE500376	1E8	10	0413 - 25	RE500887	2C25	37	4151 - 41
RE46685	1C20	12	0407 - 15	RE500398	1H13	5	0433 - 3	RE500909	1J21	12	2200 - 3
RE46685	1C22	8	0407 - 17	RE500448	1E19	11A	0415 - 3	RE500909	1J23	22	2200 - 3B
RE46685	1C24	3	0407 - 19	RE500448	1E19	11B	0415 - 3	RE500910	1J25	27	2200 - 5
RE46685	1E24	10	0417 - 2	RE500449	1E19	8A	0415 - 3	RE500910	1K2	18	2200 - 5B
RE46685	1F6	6	0419 - 3	RE500449	1E19	8B	0415 - 3	RE500948	1D22	22	0413 - 17
RE46686	1F6	7	0419 - 3	RE500461	1F12	7	0420 - 7	RE500949	1D22	22	0413 - 17
RE46686	1F8	5	0420 - 3	RE500462	1F12	21	0420 - 7	RE50096	1F22	12	0422 - 9
RE46686	1F10	5	0420 - 5	RE500511	1H13	4	0433 - 3	RE50096	1G8	12	0422 - 19
RE46686	1F12	13	0420 - 7	RE500512	1H13	8	0433 - 3	RE50096	1G10	12	0422 - 21
RE46687	1C8	8	0407 - 4	RE500513	1H13	6	0433 - 3	RE501002	1G20	5	0422 - 31
RE46687	1C22	2	0407 - 17	RE500514	1H13	7	0433 - 3	RE501180	1D24	22	0413 - 19
RE46687	1C24	2	0407 - 19	RE500515	1H13	21	0433 - 3	RE501260	1E23	1	0416 - 5
RE46716	1C8	1	0407 - 4	RE500516	1H13	12	0433 - 3	RE501346	1D24	22	0413 - 19
RE46716	1C10	1	0407 - 6	RE500518	1H13	16	0433 - 3	RE501364	1D24	22	0413 - 19
RE46716	1C12	2	0407 - 7	RE500529	1H13	18	0433 - 3	RE501365	1D24	22	0413 - 19
RE46716	1C14	2	0407 - 9	RE500538	1H3	3	0429 - 3	RE501377	1C3	6	0407 - 1
RE46716	1C16	2	0407 - 11	RE500538	1H3	12	0429 - 3	RE501377	1C5	5	0407 - 1B
RE46716	1C18	2	0407 - 13	RE500539	1H3	4	0429 - 3	RE501453	1E25	9	0417 - 3
RE46716	2B16	22	4151 - 7	RE500539	1H3	12	0429 - 3	RE501455	1H24	12	0452 - 3
RE46716	2B22	20	4151 - 13	RE500589	1D24	22	0413 - 19	RE501472	1C3	9	0407 - 1
RE46716	2C6	44	4151 - 21	RE500608	1B21	3	0403 - 2	RE501634	1J9	1	1672 - 7
RE47369	1G18	2	0422 - 29	RE500631	1B12	15	0401 - 3	RE501656	1J11	3	1672 - 9

NUMERICAL INDEX - CONTINUED

PART NO.	GRID	KEY	PAGE	PART NO.	GRID	KEY	PAGE	PART NO.	GRID	KEY	PAGE
RE501768	1G20	2	0422 - 31	RE503664	1H10	1	0429 - 9	RE58574	1H13	10	0433 - 3
RE501892	1E17	10	0414 - 5	RE503664	1H11	1	0429 - 10	RE58575	1H13	6	0433 - 3
RE501895	1E15	19	0414 - 3	RE503814	1J6	11	1672 - 3	RE59296	1F6	2	0419 - 3
RE501895	1E17	19	0414 - 5	RE503815	1J9	7	1672 - 7	RE59315	1H13	13	0433 - 3
RE501895	1I12	4	0510 - 7	RE503848	1C6	11	0407 - 2	RE59337	1H13	15	0433 - 3
RE501938	1B18	3A	0402 - 7	RE504036	1D2	6	0408 - 3	RE59339	1H13	21	0433 - 3
RE501938	1B18	3B	0402 - 7	RE504233	1F14	7B	0421 - 3	RE59341	1E15	3	0414 - 3
RE501938	1B20	3A	0402 - 9	RE50618	1B11	4	0401 - 2	RE59407	1E24	15	0417 - 2
RE501938	1B20	3B	0402 - 9	RE50618	1B12	4	0401 - 3	RE59427	1C20	2	0407 - 15
RE502079	1I4	3	0505 - 2	RE50752	1F8	9	0420 - 3	RE59430	1C20	10	0407 - 15
RE502089	1H13	13	0433 - 3	RE50752	1F10	8	0420 - 5	RE59431	1C20	10	0407 - 15
RE502090	1J11	13	1672 - 9	RE50752	1F12	16	0420 - 7	RE59434	1H13	16	0433 - 3
RE502173	1D14	26	0413 - 7	RE50770	1B21	3	0403 - 2	RE59439	1C20	2	0407 - 15
RE502173	1D18	3	0413 - 13	RE51281	1G25	6	0423 - 4	RE59447	1D20	7	0413 - 15
RE502173	1E4	10	0413 - 21	RE51281	1H6	2	0429 - 5	RE59447	1D22	7	0413 - 17
RE502173	1E8	15	0413 - 25	RE51281	1H8	2	0429 - 7	RE59447	1E2	7	0413 - 19B
RE502173	1E10	4	0413 - 27	RE51453	1F24	3	0422 - 11	RE59448	1D20	8	0413 - 15
RE502173	1E11	4	0413 - 28	RE51598	1C10	3	0407 - 6	RE59448	1D22	8	0413 - 17
RE502174	1F12	8	0420 - 7	RE51649	1F8	1	0420 - 3	RE59448	1E2	8	0413 - 19B
RE502214	1G20	7	0422 - 31	RE51649	1F10	1	0420 - 5	RE59449	1D20	9	0413 - 15
RE502269	1C7	6	0407 - 3	RE51649	1F12	15	0420 - 7	RE59449	1D22	9	0413 - 17
RE502321	2C8	21	4151 - 23	RE51725	1G10	7	0422 - 21	RE59449	1E2	9	0413 - 19B
RE502408	1H3	12	0429 - 3	RE52119	1G8	13	0422 - 19	RE59450	1D20	10	0413 - 15
RE502416	1D22	22	0413 - 17	RE52120	1G10	13	0422 - 21	RE59450	1D22	10	0413 - 17
RE502443	1I6	2	0505 - 5	RE52121	1G8	4	0422 - 19	RE59450	1E2	10	0413 - 19B
RE502470	1H13	13	0433 - 3	RE52122	1G10	1	0422 - 21	RE59457	1B16	9	0402 - 4
RE502473	1E9	5	0413 - 26	RE52124	1G10	4	0422 - 21	RE59468	1E23	1	0416 - 5
RE502491	1E17	3	0414 - 5	RE52125	1G10	5	0422 - 21	RE59487	1F8	4	0420 - 3
RE502492	1E15	8	0414 - 3	RE52196	1E19	8A	0415 - 3	RE59487	1F10	3	0420 - 5
RE502492	1E17	8	0414 - 5	RE52197	1E19	11A	0415 - 3	RE59503	2B20	6	4151 - 11
RE502493	1E15	13	0414 - 3	RE52242	1C8	1	0407 - 4	RE59505	2B12	6	4151 - 3
RE502493	1E17	13	0414 - 5	RE52242	1C11	1	0407 - 6A	RE59545	1C20	11	0407 - 15
RE502508	1E6	12	0413 - 23	RE52242	1C12	2	0407 - 7	RE59547	1E23	9	0416 - 5
RE502646	1J12	2	1672 - 10	RE52242	1C14	2	0407 - 9	RE59582	1C7	6	0407 - 3
RE502657	1J12	4	1672 - 10	RE52242	1C16	2	0407 - 11	RE59584	1F16	15	0422 - 3
RE502668	1E13	5	0414 - 1	RE52242	1C18	2	0407 - 13	RE59588	1F24	4	0422 - 11
RE502668	1J12	4	1672 - 10	RE52292	1C10	3	0407 - 6	RE59589	1G2	15	0422 - 13
RE502670	1E11	2	0413 - 28	RE52326	1B15	8A	0402 - 3	RE59594	1G16	12	0422 - 27
RE502706	1E2	22	0413 - 19B	RE52326	1C3	5A	0407 - 1	RE59595	1G18	1	0422 - 29
RE502711	1D20	22	0413 - 15	RE54064	1D12	29	0413 - 5	RE59654	2C2	26	4151 - 17
RE502711	1D22	22	0413 - 17	RE54064	1D14	29	0413 - 7	RE59702	1H3	9	0429 - 3
RE502711	1D24	22	0413 - 19	RE54064	1D16	29	0413 - 9	RE59707	1H3	12	0429 - 3
RE502711	1E2	22	0413 - 19B	RE54064	1D18	29	0413 - 13	RE59709	1H3	12	0429 - 3
RE502712	1D24	22	0413 - 19	RE54092	1G6	5	0422 - 17	RE59754	1C8	5	0407 - 4
RE502713	1D24	22	0413 - 19	RE54099	1G6	3	0422 - 17	RE59754	1C10	9	0407 - 6
RE502714	1D20	22	0413 - 15	RE54100	1F24	2	0422 - 11	RE59754	1C11	7	0407 - 6A
RE502714	1D22	22	0413 - 17	RE54101	1G18	3	0422 - 29	RE59754	1C12	7	0407 - 7
RE502715	1D24	22	0413 - 19	RE54885	1E23	6	0416 - 5	RE59754	1C14	7	0407 - 9
RE502745	1I6	8	0505 - 5	RE55087	1G12	11	0422 - 23	RE59754	1C16	6	0407 - 11
RE502747	1E12	6	0413 - 29	RE55514	1E23	1	0416 - 5	RE59754	1C18	16	0407 - 13
RE502858	1C16	1	0407 - 11	RE56313	1B11	15	0401 - 2	RE59779	1H13	18	0433 - 3
RE502886	1D20	22	0413 - 15	RE56313	1B12	15	0401 - 3	RE59801	1B15	9	0402 - 3
RE502886	1D22	22	0413 - 17	RE56323	1F8	5	0420 - 3	RE59809	1D14	22	0413 - 7
RE502886	1D24	22	0413 - 19	RE56323	1F10	5	0420 - 5	RE59809	1D16	22	0413 - 9
RE502891	1I6	3	0505 - 5	RE56323	1F12	13	0420 - 7	RE59810	1B18	11	0402 - 7
RE502903	1E15	5	0414 - 3	RE56369	1B11	21	0401 - 2	RE59810	1B20	11	0402 - 9
RE502903	1E17	5	0414 - 5	RE56369	1B12	21	0401 - 3	RE59810	1H24	19	0452 - 3
RE502903	1E17	20	0414 - 5	RE56375	1B13	4	0402 - 1	RE59811	1B11	4	0401 - 2
RE502969	1B15	7B	0402 - 3	RE56737	1E24	16	0417 - 2	RE59811	1B11	24	0401 - 2
RE503208	1E23	1	0416 - 5	RE57234	1D5	15	0409 - 3	RE59811	1B12	4	0401 - 3
RE503209	1E23	1	0416 - 5	RE57235	1D5	14	0409 - 3	RE59811	1B12	24	0401 - 3
RE503242	1D10	3	0413 - 3	RE57619	1C7	10	0407 - 3	RE59812	1F6	2	0419 - 3
RE503243	1D10	3	0413 - 3	RE58568	1H13	5	0433 - 3	RE59906	1C8	3	0407 - 4
RE503258	1D24	22	0413 - 19	RE58569	1H13	20	0433 - 3	RE59906	1C8	4	0407 - 4
RE503560	1E2	22	0413 - 19B	RE58571	1H13	4	0433 - 3	RE59907	1C10	3	0407 - 6
RE503609	1C3	4	0407 - 1	RE58572	1H13	8	0433 - 3	RE59908	1C12	4	0407 - 7
RE503633	1G20	2	0422 - 31	RE58573	1H13	7	0433 - 3	RE59908	1C14	4A	0407 - 9

NUMERICAL INDEX - CONTINUED

PART NO.	GRID	KEY	PAGE	PART NO.	GRID	KEY	PAGE	PART NO.	GRID	KEY	PAGE
RE59908	1C14	8	0407 - 9	RE60044	1D18	9	0413 - 13	RE61668	1D14	22	0413 - 7
RE59922	1E23	1	0416 - 5	RE60045	1D12	10	0413 - 5	RE62267	1I20	2	0530 - 1
RE59968	1E6	4	0413 - 23	RE60045	1D14	10	0413 - 7	RE62322	1E23	7	0416 - 5
RE59970	1E15	10	0414 - 3	RE60045	1D16	10	0413 - 9	RE62418	1F8	10	0420 - 3
RE60003	1E23	12	0416 - 5	RE60045	1D18	10	0413 - 13	RE62418	1F10	7	0420 - 5
RE60005	1D5	3	0409 - 3	RE60062	1D9	8	0413 - 1	RE62419	1F12	17	0420 - 7
RE60006	1F8	12	0420 - 3	RE60062	1D9	10	0413 - 1	RE62627	1J9	7	1672 - 7
RE60009	1E10	2A	0413 - 27	RE60063	1E6	14	0413 - 23	RE62668	1G20	10	0422 - 31
RE60010	1E23	16	0416 - 5	RE60069	1E21	2	0416 - 3	RE62916	1F22	13	0422 - 9
RE60012	1D12	3	0413 - 5	RE60069	1E21	5	0416 - 3	RE63181	1F8	11	0420 - 3
RE60012	1D16	3	0413 - 9	RE60071	1E15	5	0414 - 3	RE63181	1F10	16	0420 - 5
RE60017	1J23	20	2200 - 3B	RE60071	1E17	5	0414 - 5	RE63181	1F12	20	0420 - 7
RE60017	1K2	6	2200 - 5B	RE60071	1E17	20	0414 - 5	RE63555	1D20	22	0413 - 15
RE60017	2B12	16	4151 - 3	RE60071	1I12	4	0510 - 7	RE63555	1D22	22	0413 - 17
RE60017	2B14	16	4151 - 5	RE60071	1I12	19	0510 - 7	RE63610	1D20	22	0413 - 15
RE60017	2B16	16	4151 - 7	RE60076	1E21	2	0416 - 3	RE63610	1D22	22	0413 - 17
RE60017	2B20	16	4151 - 11	RE60081	1D20	22	0413 - 15	RE63641	1J11	10	1672 - 9
RE60017	2B22	16	4151 - 13	RE60081	1D22	22	0413 - 17	RE63642	1J11	5	1672 - 9
RE60017	2C2	31	4151 - 17	RE60083	1D16	22	0413 - 9	RE63643	1J11	6	1672 - 9
RE60017	2C4	31	4151 - 19	RE60085	1D20	22	0413 - 15	RE63695	1J11	7	1672 - 9
RE60017	2C6	31	4151 - 21	RE60085	1D22	22	0413 - 17	RE63778	1I13	2	0520 - 1
RE60017	2C11	31	4151 - 27	RE60089	1D20	22	0413 - 15	RE63779	1I13	2	0520 - 1
RE60017	2C13	31	4151 - 29	RE60089	1D22	22	0413 - 17	RE64092	1I7	1	0510 - 1
RE60017	2C15	31	4151 - 31	RE60091	1D12	22	0413 - 5	RE64092	1I12	1	0510 - 7
RE60017	2C19	8	4151 - 35	RE60091	1D14	22	0413 - 7	RE64097	1J14	1	1743 - 1
RE60017	2C21	31	4151 - 37	RE60093	1D12	22	0413 - 5	RE64098	1I17	16	0520 - 5
RE60017	2C23	31	4151 - 39	RE60096	1D20	22	0413 - 15	RE64099	1I17	4	0520 - 5
RE60021	1F8	10	0420 - 3	RE60096	1D22	22	0413 - 17	RE64100	1I17	10	0520 - 5
RE60021	1F10	7	0420 - 5	RE60124	1D12	22	0413 - 5	RE64103	1E15	13	0414 - 3
RE60022	1F8	11	0420 - 3	RE60124	1D14	22	0413 - 7	RE64105	1E15	8	0414 - 3
RE60022	1F10	16	0420 - 5	RE60145	1F10	4	0420 - 5	RE64108	1I7	11	0510 - 1
RE60022	1F12	20	0420 - 7	RE60146	1F10	9	0420 - 5	RE64109	1I7	10	0510 - 1
RE60025	1F8	12	0420 - 3	RE60147	1F10	4	0420 - 5	RE64110	1I7	2	0510 - 1
RE60027	1D20	3	0413 - 15	RE60153	1C16	7	0407 - 11	RE64111	1I7	2	0510 - 1
RE60028	1D12	26	0413 - 5	RE60153	1C16	8	0407 - 11	RE64133	1D12	22	0413 - 5
RE60028	1D16	26	0413 - 9	RE60153	1C18	7	0407 - 13	RE64133	1D14	22	0413 - 7
RE60028	1D20	26	0413 - 15	RE60153	1C18	8	0407 - 13	RE64354	1F2	7	0418 - 3
RE60028	1E6	13	0413 - 23	RE60164	2C11	26	4151 - 27	RE64354	1F4	7	0418 - 5
RE60028	1E10	1	0413 - 27	RE60165	2C19	26	4151 - 35	RE65165	1B11	7	0401 - 2
RE60028	1E10	3	0413 - 27	RE60175	1E4	11	0413 - 21	RE65165	1B12	7	0401 - 3
RE60028	1E11	1	0413 - 28	RE60176	1F12	7	0420 - 7	RE65165	1H24	12	0452 - 3
RE60029	1D12	18	0413 - 5	RE60177	1J25	27	2200 - 5	RE65168	1B11	10	0401 - 2
RE60029	1D14	18	0413 - 7	RE60178	1F12	21	0420 - 7	RE65168	1B12	10	0401 - 3
RE60029	1D16	18	0413 - 9	RE60179	1E6	12	0413 - 23	RE65168	1H24	12	0452 - 3
RE60029	1D18	18	0413 - 13	RE60181	1E4	9	0413 - 21	RE65173	1F16	22	0422 - 3
RE60029	1D20	18	0413 - 15	RE60182	1E4	8	0413 - 21	RE65176	1G2	22	0422 - 13
RE60029	1D22	18	0413 - 17	RE60183	1E4	6	0413 - 21	RE65188	1G12	22	0422 - 23
RE60029	1E2	18	0413 - 19B	RE60184	1E4	5	0413 - 21	RE65189	1G16	20	0422 - 27
RE60029	1F8	4	0420 - 3	RE60185	1D14	26	0413 - 7	RE65908	1B21	11	0403 - 2
RE60029	1F8	11	0420 - 3	RE60185	1D18	3	0413 - 13	RE65908	1H24	12	0452 - 3
RE60029	1F10	3	0420 - 5	RE60185	1E4	10	0413 - 21	RE65909	1B21	11	0403 - 2
RE60030	1F12	19	0420 - 7	RE60185	1E8	15	0413 - 25	RE65911	1B11	7	0401 - 2
RE60031	1E6	5	0413 - 23	RE60185	1E10	4	0413 - 27	RE65911	1B12	7	0401 - 3
RE60031	1E8	24	0413 - 25	RE60187	1F12	8	0420 - 7	RE65912	1B11	10	0401 - 2
RE60031	1F12	11	0420 - 7	RE60196	1J21	12	2200 - 3	RE65912	1B12	10	0401 - 3
RE60037	1F8	2	0420 - 3	RE60197	1K4	8	2200 - 7	RE65951	1B25	3	0404 - 5
RE60042	1D12	7	0413 - 5	RE60237	1D22	22	0413 - 17	RE65951	1C2	1	0404 - 7
RE60042	1D14	7	0413 - 7	RE60251	1J6	11	1672 - 3	RE65952	1B25	3	0404 - 5
RE60042	1D16	7	0413 - 9	RE60272	1B21	3	0403 - 2	RE65952	1C2	1	0404 - 7
RE60042	1D18	7	0413 - 13	RE60279	1H13	12	0433 - 3	RE65953	1B25	3	0404 - 5
RE60043	1D12	8	0413 - 5	RE60654	1F22	7	0422 - 9	RE65953	1C2	1	0404 - 7
RE60043	1D14	8	0413 - 7	RE60854	1F8	17	0420 - 3	RE65954	1B25	3	0404 - 5
RE60043	1D16	8	0413 - 9	RE60854	1F10	18	0420 - 5	RE65954	1C2	1	0404 - 7
RE60043	1D18	8	0413 - 13	RE60854	1F12	18	0420 - 7	RE65955	1B25	3	0404 - 5
RE60044	1D12	9	0413 - 5	RE61649	1D20	22	0413 - 15	RE65955	1C2	1	0404 - 7
RE60044	1D14	9	0413 - 7	RE61649	1D22	22	0413 - 17	RE65956	1B25	3	0404 - 5
RE60044	1D16	9	0413 - 9	RE61668	1D12	22	0413 - 5	RE65956	1C2	1	0404 - 7

NUMERICAL INDEX - CONTINUED

PART NO.	GRID	KEY	PAGE	PART NO.	GRID	KEY	PAGE	PART NO.	GRID	KEY	PAGE
RE65957	1B25	3	0404 - 5	RE67863	1D18	22	0413 - 13	RE70190	1C16	9	0407 - 11
RE65957	1C2	1	0404 - 7	RE68010	1115	17	0520 - 3	RE70212	1D6	5	0410 - 1
RE65958	1B25	3	0404 - 5	RE68011	1117	17	0520 - 5	RE70217	1E10	2B	0413 - 27
RE65958	1C2	1	0404 - 7	RE68026	117	8	0510 - 1	RE70221	2C21	26	4151 - 37
RE65966	1B21	10	0403 - 2	RE68027	117	8	0510 - 1	RE70269	1G6	4	0422 - 17
RE65966	1H24	12	0452 - 3	RE68201	1C16	1	0407 - 11	RE70306	1J25	3	2200 - 5
RE65967	1B21	10	0403 - 2	RE68201	1C18	17	0407 - 13	RE70322	1J25	1	2200 - 5
RE65967	1H24	12	0452 - 3	RE68345	1F14	2	0421 - 3	RE70323	1J25	10	2200 - 5
RE65969	1B21	10	0403 - 2	RE68470	1G6	5	0422 - 17	RE70366	1E15	15	0414 - 3
RE65969	1H24	12	0452 - 3	RE68491	1C7	10	0407 - 3	RE70401	1B15	6	0402 - 3
RE65978	1E23	7	0416 - 5	RE68695	1B16	9	0402 - 4	RE70401	1B15	7A	0402 - 3
RE66033	1J19	3	2200 - 1	RE68722	1G25	6	0423 - 4	RE70403	1B15	10	0402 - 3
RE66082	1H22	12	0452 - 1	RE68722	1H4	4	0429 - 3A	RE70446	1G20	2	0422 - 31
RE66082	1H24	33	0452 - 3	RE68722	1H6	2	0429 - 5	RE70452	1D24	22	0413 - 19
RE66084	1H22	18	0452 - 1	RE68722	1H8	2	0429 - 7	RE70475	1F18	7	0422 - 5
RE66084	1H24	34	0452 - 3	RE68739	1D18	22	0413 - 13	RE70486	1G4	4	0422 - 15
RE66086	1H24	12	0452 - 3	RE68748	1D12	4	0413 - 5	RE70487	1F18	5	0422 - 5
RE66092	1H24	12	0452 - 3	RE68748	1D14	4	0413 - 7	RE70487	1G4	5	0422 - 15
RE66093	1H24	12	0452 - 3	RE68748	1D16	4	0413 - 9	RE70487	1G14	5	0422 - 25
RE66094	1H24	12	0452 - 3	RE68748	1D18	4	0413 - 13	RE70527	1H10	1	0510 - 5
RE66153	1F14	11	0421 - 3	RE68748	1D20	4	0413 - 15	RE70536	1H3	9	0429 - 3
RE66178	1C6	2	0407 - 2	RE68748	1D22	3	0413 - 17	RE70650	1H10	4	0510 - 5
RE66178	1C6	13	0407 - 2	RE68748	1E2	3	0413 - 19B	RE70678	1F20	4	0422 - 7
RE66214	1D10	3	0413 - 3	RE68748	1E4	2	0413 - 21	RE70680	1G14	4	0422 - 25
RE66215	1D10	3	0413 - 3	RE68826	1D14	22	0413 - 7	RE70681	1F18	4	0422 - 5
RE66271	1B21	6	0403 - 2	RE68827	1D24	22	0413 - 19	RE70682	1F20	5	0422 - 7
RE66298	1F14	7A	0421 - 3	RE68899	1D14	3	0413 - 7	RE70683	1E24	14	0417 - 2
RE66334	1C3	1	0407 - 1	RE68899	1D18	26	0413 - 13	RE70683	1E24	16	0417 - 2
RE66334	1F14	10	0421 - 3	RE69088	2C2	21	4151 - 17	RE70718	2C6	21	4151 - 21
RE66559	1D10	1	0413 - 3	RE69088	2C4	21	4151 - 19	RE70718	2C8	21	4151 - 23
RE66560	1D10	2	0413 - 3	RE69088	2C6	21	4151 - 21	RE70718	2C15	21	4151 - 31
RE67231	1F6	1	0419 - 3	RE69088	2C11	21	4151 - 27	RE70718	2C17	21	4151 - 33
RE67238	1C3	1	0407 - 1	RE69088	2C13	21	4151 - 29	RE70718	2C19	21	4151 - 35
RE67238	1C5	1	0407 - 1B	RE69088	2C21	21	4151 - 37	RE70718	2C23	21	4151 - 39
RE67238	1C9	2	0407 - 5	RE69243	1C6	1	0407 - 2	RE70718	2C25	21	4151 - 41
RE67238	1C10	5	0407 - 6	RE69292	1H10	3	0429 - 9	RE70718	2D2	21	4151 - 43
RE67238	1C11	6	0407 - 6A	RE69292	1H11	3	0429 - 10	RE70718	1E15	19	0414 - 3
RE67238	1C12	6	0407 - 7	RE69335	1B15	6	0402 - 3	RE70723	1H12	4	0510 - 7
RE67238	1C14	6	0407 - 9	RE69364	1E19	11A	0415 - 3	RE70731	1E13	1	0414 - 1
RE67238	1C16	14	0407 - 11	RE69365	1E19	8A	0415 - 3	RE70756	1F18	11	0422 - 5
RE67238	1C18	14	0407 - 13	RE69365	1E19	11A	0415 - 3	RE70756	1F20	11	0422 - 7
RE67238	1F6	13	0419 - 3	RE69371	1B15	10	0402 - 3	RE70756	1G4	11	0422 - 15
RE67239	1B18	5	0402 - 7	RE69486	2C4	26	4151 - 19	RE70756	1G14	11	0422 - 25
RE67239	1B20	5	0402 - 9	RE69487	2C13	26	4151 - 29	RE70848	1D22	4	0413 - 17
RE67239	1B20	10	0402 - 9	RE69561	2B14	6	4151 - 5	RE70848	1E2	4	0413 - 19B
RE67239	1C3	4	0407 - 1	RE69562	2B22	6	4151 - 13	RE70941	1D24	22	0413 - 19
RE67240	1B20	10	0402 - 9	RE69588	1D14	22	0413 - 7	RE70957	1G2	22	0422 - 13
RE67309	1J19	1	2200 - 1	RE69705	1F20	7	0422 - 7	RE70957	1G4	12	0422 - 15
RE67310	1J19	1	2200 - 1	RE69763	1J25	6	2200 - 5	RE70958	1F20	12	0422 - 7
RE67325	1E9	5	0413 - 26	RE69768	1C16	9	0407 - 11	RE70960	1G14	12	0422 - 25
RE67557	1D20	22	0413 - 15	RE69769	1C16	9	0407 - 11	RE70961	1F16	22	0422 - 3
RE67557	1D22	22	0413 - 17	RE69769	1C18	9	0407 - 13	RE70961	1F18	12	0422 - 5
RE67558	1D20	22	0413 - 15	RE69778	1D24	22	0413 - 19	RE71062	1C16	11	0407 - 11
RE67558	1D22	22	0413 - 17	RE69779	1D24	22	0413 - 19	RE71062	1C18	11	0407 - 13
RE67559	1D20	22	0413 - 15	RE69780	1D24	22	0413 - 19	RE71089	1D22	22	0413 - 17
RE67559	1D22	22	0413 - 17	RE69781	1D22	22	0413 - 17	RE71102	1J19	1	2200 - 1
RE67560	1D20	22	0413 - 15	RE69782	1D22	22	0413 - 17	RE71103	1J19	2	2200 - 1
RE67560	1D22	22	0413 - 17	RE70063	1C18	1	0407 - 13	RE71121	1I22	1	0570 - 1
RE67561	1D20	22	0413 - 15	RE70072	1J19	1	2200 - 1	RE71133	1J19	2	2200 - 1
RE67561	1D22	22	0413 - 17	RE70072	1J19	2	2200 - 1	RE71204	1C5	10	0407 - 1B
RE67562	1D22	22	0413 - 17	RE70073	1C7	10	0407 - 3	RE71240	1E24	15	0417 - 2
RE67563	1D22	22	0413 - 17	RE70107	1J17	3	1832 - 3	RE71256	1F18	6	0422 - 5
RE67564	1D20	22	0413 - 15	RE70116	1C6	11	0407 - 2	RE71256	1F20	6	0422 - 7
RE67564	1D22	22	0413 - 17	RE70116	1C6	12	0407 - 2	RE71256	1G4	6	0422 - 15
RE67566	1D20	22	0413 - 15	RE70153	1C7	6	0407 - 3	RE71256	1G14	6	0422 - 25
RE67566	1D22	22	0413 - 17	RE70177	1H10	1	0429 - 9	RE71303	1H19	18	0520 - 7
RE67764	1C10	7	0407 - 6	RE70177	1H11	1	0429 - 10	RE71526	1C3	4	0407 - 1

NUMERICAL INDEX - CONTINUED

PART NO.	GRID	KEY	PAGE	PART NO.	GRID	KEY	PAGE	PART NO.	GRID	KEY	PAGE
RE71526	1C5	11	0407 - 1B	R112857	2C25	17	4151 - 41	R116466	1B25	25	0404 - 5
RE71527	1C3	4	0407 - 1	R112857	2D2	17	4151 - 43	R116515	1D5	12	0409 - 3
RE71544	2C4	36	4151 - 19	R112922	1F22	3	0422 - 9	R116515	1H22	8	0452 - 1
RE71544	2C8	36	4151 - 23	R112922	1G8	3	0422 - 19	R116515	1H24	8	0452 - 3
RE71544	2C13	36	4151 - 29	R112922	1G10	3	0422 - 21	R116621	1H3	3	0429 - 3
RE71544	2C17	36	4151 - 33	R112923	1F22	2	0422 - 9	R116622	1H3	4	0429 - 3
RE71544	2C25	36	4151 - 41	R112923	1G8	2	0422 - 19	R119874	1B25	6	0404 - 5
RE71598	1C11	4	0407 - 6A	R112923	1G10	2	0422 - 21	R120013	1E23	8	0416 - 5
RE71599	1E25	8	0417 - 3	R112926	1F22	6	0422 - 9	R120462	1F12	19	0420 - 7
R100369	1E24	14	0417 - 2	R112926	1G8	6	0422 - 19	R120467	1D2	1A	0408 - 3
R100377	1G24	14	0423 - 3	R112926	1G10	6	0422 - 21	R120467	1D3	1	0408 - 4
R100508	1F16	13	0422 - 3	R113596	1B11	4	0401 - 2	R120631	1B11	3	0401 - 2
R100508	1G2	13	0422 - 13	R113596	1B12	4	0401 - 3	R120631	1B12	3	0401 - 3
R100508	1G12	13	0422 - 23	R114082	1B21	2	0403 - 2	R120633	1B13	2	0402 - 1
R100509	1F16	8	0422 - 3	R114083	1B21	1	0403 - 2	R120634	1J25	15	2200 - 5
R100509	1G2	8	0422 - 13	R114193	1B11	20	0401 - 2	R120635	1B12	15	0401 - 3
R100509	1G12	8	0422 - 23	R114193	1B12	20	0401 - 3	R120637	1E19	10	0415 - 3
R100511	1F16	7	0422 - 3	R114194	1B11	23	0401 - 2	R120638	1C7	13	0407 - 3
R100511	1G2	7	0422 - 13	R114194	1B12	23	0401 - 3	R120639	1E19	5	0415 - 3
R100511	1G12	7	0422 - 23	R114241	1B25	17	0404 - 5	R120641	1B11	12	0401 - 2
R100512	1F16	12	0422 - 3	R114282	1H13	9	0433 - 3	R120641	1B12	12	0401 - 3
R100512	1G2	12	0422 - 13	R114292	1F24	1	0422 - 11	R120757	1E23	6	0416 - 5
R100512	1G12	12	0422 - 23	R114317	1G6	2	0422 - 17	R121036	1E24	1	0417 - 2
R100513	1F16	5	0422 - 3	R114358	1C8	7	0407 - 4	R121038	1E25	1	0417 - 3
R100513	1G2	5	0422 - 13	R114358	2C4	39	4151 - 19	R121039	1H17	12	0433 - 7
R100513	1G12	5	0422 - 23	R114358	2C6	39	4151 - 21	R121039	1H19	12	0433 - 9
R101085	1B18	3A	0402 - 7	R114358	2C8	39	4151 - 23	R121043	1B25	9	0404 - 5
R101085	1B20	3A	0402 - 9	R114358	2C15	39	4151 - 31	R121376	1C7	7	0407 - 3
R101225	1B11	14	0401 - 2	R114358	2C17	35	4151 - 33	R121402	1D5	14	0409 - 3
R101225	1B12	11	0401 - 3	R114358	2C21	8	4151 - 37	R121402	1D5	15	0409 - 3
R101225	1B12	14	0401 - 3	R114358	2C23	8	4151 - 39	R121407	1C10	3	0407 - 6
R104592	1B25	5	0404 - 5	R114358	2C25	8	4151 - 41	R121411	1B18	8	0402 - 7
R104592	1D5	5	0409 - 3	R115081	1B25	3	0404 - 5	R121411	1B20	8	0402 - 9
R105388	1G22	2	0422 - 33	R115252	1F6	10	0419 - 3	R121415	1F2	1	0418 - 3
R107654	1H6	1	0429 - 5	R115299	1B25	12	0404 - 5	R121415	1F2	2	0418 - 3
R107654	1H8	1	0429 - 7	R115299	1E19	1	0415 - 3	R121415	1F2	3A	0418 - 3
R107731	1B16	11	0402 - 4	R115301	1E19	8A	0415 - 3	R121415	1F2	4A	0418 - 3
R107749	1G25	7	0423 - 4	R115301	1E19	11A	0415 - 3	R121416	1F2	10	0418 - 3
R107749	1H6	3	0429 - 5	R115390	1B25	15	0404 - 5	R121416	1H22	3	0452 - 1
R107749	1H8	3	0429 - 7	R115582	1B13	1	0402 - 1	R121416	1H24	3	0452 - 3
R108587	1H13	11	0433 - 3	R115582	1B13	3	0402 - 1	R121424	1B18	7	0402 - 7
R109863	1B12	12	0401 - 3	R116078	1E19	6	0415 - 3	R121424	1B20	7	0402 - 9
R110531	1E15	1	0414 - 3	R116115	1C14	4A	0407 - 9	R121604	1C20	14	0407 - 15
R110531	1E15	12	0414 - 3	R116115	1C14	9	0407 - 9	R121621	1C22	4	0407 - 17
R110531	1E17	1	0414 - 5	R116116	1D12	12	0413 - 5	R121625	1B20	2	0402 - 9
R110531	1E17	12	0414 - 5	R116116	1D14	12	0413 - 7	R121633	1B18	2	0402 - 7
R110531	1I12	5	0510 - 7	R116116	1D16	12	0413 - 9	R121634	1E25	4	0417 - 3
R110531	1I17	14	0520 - 5	R116116	1D18	12	0413 - 13	R121635	1E25	3	0417 - 3
R110664	2B18	16	4151 - 9	R116116	1D20	12	0413 - 15	R121657	1D8	7	0410 - 3
R110664	2B24	16	4151 - 15	R116116	1D22	12	0413 - 17	R121662	1D8	9	0410 - 3
R110664	2C8	30	4151 - 23	R116116	1F8	15	0420 - 3	R121669	1D8	3	0410 - 3
R110664	2C17	30	4151 - 33	R116296	1C3	2	0407 - 1	R121671	1B23	4	0404 - 3
R110664	2C25	30	4151 - 41	R116296	1C5	2	0407 - 1B	R121672	1B23	2	0404 - 3
R110664	2D2	30	4151 - 43	R116297	1C3	3	0407 - 1	R121735	1E6	16	0413 - 23
R111137	1B25	10	0404 - 5	R116297	2C4	38	4151 - 19	R121791	1H15	2	0433 - 5
R11120	1G16	5	0422 - 27	R116297	2C6	38	4151 - 21	R121793	1H19	2	0433 - 9
R112857	2C2	17	4151 - 17	R116297	2C13	38	4151 - 29	R121830	1H19	1	0433 - 9
R112857	2C4	17	4151 - 19	R116324	1B15	1	0402 - 3	R121830	1H19	2	0433 - 9
R112857	2C6	17	4151 - 21	R116366	1D9	5	0413 - 1	R121897	1H1	3	0429 - 1
R112857	2C8	17	4151 - 23	R116386	1D12	20	0413 - 5	R121932	1H1	2	0429 - 1
R112857	2C11	17	4151 - 27	R116386	1D14	20	0413 - 7	R122087	1H17	2	0433 - 7
R112857	2C13	17	4151 - 29	R116386	1D16	20	0413 - 9	R122092	1H20	7	0433 - 10
R112857	2C15	17	4151 - 31	R116386	1D18	20	0413 - 13	R122126	1H6	5	0429 - 5
R112857	2C17	17	4151 - 33	R116386	1D20	20	0413 - 15	R122270	1H3	11	0429 - 3
R112857	2C19	17	4151 - 35	R116386	1D22	20	0413 - 17	R122386	1I15	5	0520 - 3
R112857	2C21	17	4151 - 37	R116386	1E2	20	0413 - 19B	R122386	1I17	5	0520 - 5
R112857	2C23	17	4151 - 39	R116466	1B25	2	0404 - 5	R122386	1I19	5	0520 - 7

NUMERICAL INDEX - CONTINUED

PART NO.	GRID	KEY	PAGE	PART NO.	GRID	KEY	PAGE	PART NO.	GRID	KEY	PAGE
R122406	1H13	4	0433-3	R123417	1E24	13	0417-2	R123525	1C10	8	0407-6
R122407	1H13	8	0433-3	R123417	1H24	21	0452-3	R123525	1C12	1	0407-7
R122408	1H13	7	0433-3	R123421	1B18	1	0402-7	R123525	1C14	1A	0407-9
R122409	1H13	10	0433-3	R123421	1H24	22	0452-3	R123525	1C16	12	0407-11
R122410	1H13	6	0433-3	R123425	1B20	1	0402-9	R123525	1C18	12	0407-13
R122497	1D8	4	0410-3	R123425	1H24	22	0452-3	R123525	1H24	25	0452-3
R122618	1D2	4	0408-3	R123426	1F2	17A	0418-3	R123531	1H13	17	0433-3
R122804	1D8	8	0410-3	R123432	1H6	5	0429-5	R123542	1B15	5	0402-3
R122816	1D8	5	0410-3	R123436	1H6	5	0429-5	R123542	1H22	1	0452-1
R122845	1B25	7	0404-5	R123437	1H6	5	0429-5	R123542	1H24	1	0452-3
R122848	1J6	1	1672-3	R123438	1H6	5	0429-5	R123561	1B11	5	0401-2
R123161	1B16	7	0402-4	R123439	1H6	5	0429-5	R123561	1B12	5	0401-3
R123170	1D8	6	0410-3	R123440	1H6	5	0429-5	R123562	1B11	6	0401-2
R123174	1B11	11	0401-2	R123441	1H6	5	0429-5	R123562	1B12	6	0401-3
R123174	1B12	11	0401-3	R123441	1H8	5	0429-7	R123563	1B11	8	0401-2
R123177	1B21	5	0403-2	R123442	1H6	5	0429-5	R123563	1B12	8	0401-3
R123178	1B21	5	0403-2	R123442	1H8	5	0429-7	R123564	1B11	9	0401-2
R123179	1C7	6	0407-3	R123443	2C2	26	4151-17	R123564	1B12	9	0401-3
R123188	1H1	1	0429-1	R123443	2C11	26	4151-27	R123565	1B16	10	0402-4
R123189	1H1	1	0429-1	R123445	1H6	5	0429-5	R123565	2C11	25	4151-27
R123198	1H13	13	0433-3	R123450	1H6	5	0429-5	R123566	1F12	10	0420-7
R123202	1H13	21	0433-3	R123451	1H6	5	0429-5	R123569	1E15	11	0414-3
R123208	1H17	1	0433-7	R123451	1H8	5	0429-7	R123570	1E23	10	0416-5
R123209	1H13	15	0433-3	R123453	1H8	5	0429-7	R123570	1H22	6	0452-1
R123214	1H15	1	0433-5	R123454	1H8	5	0429-7	R123570	1H24	6	0452-3
R123216	1C3	6	0407-1	R123456	1H8	5	0429-7	R123572	1E21	8	0416-3
R123226	1E24	9	0417-2	R123457	1H6	5	0429-5	R123574	1B15	3	0402-3
R123226	1F2	8	0418-3	R123460	1H8	5	0429-7	R123575	1B15	4	0402-3
R123226	1F4	8	0418-5	R123461	1H6	5	0429-5	R123575	1H22	7	0452-1
R123226	1H22	4	0452-1	R123462	1H8	5	0429-7	R123575	1H24	7	0452-3
R123226	1H24	4	0452-3	R123463	1H8	5	0429-7	R123583	1H22	11	0452-1
R123227	1H13	16	0433-3	R123464	1H8	5	0429-7	R123583	1H24	11	0452-3
R123234	1H20	4	0433-10	R123466	1H8	5	0429-7	R123584	1B18	18	0402-7
R123246	1D6	3	0410-1	R123468	1H6	5	0429-5	R123584	1B20	18	0402-9
R123271	1B16	5	0402-4	R123468	1H8	5	0429-7	R123586	1D2	1B	0408-3
R123273	1F14	1	0421-3	R123469	1H8	5	0429-7	R123588	1F2	9	0418-3
R123273	1H24	20	0452-3	R123470	1H8	5	0429-7	R123591	1C8	4	0407-4
R123284	1H3	4	0429-3	R123471	1F6	5	0419-3	R123591	1C10	4	0407-6
R123284	1H10	4	0429-9	R123472	1F6	11	0419-3	R123591	1C12	8	0407-7
R123284	1H11	4	0429-10	R123473	1C9	4	0407-5	R123591	1C14	8	0407-9
R123286	2B20	6	4151-11	R123475	1C14	4A	0407-9	R123591	1C16	7	0407-11
R123289	2B12	6	4151-3	R123480	2B12	4	4151-3	R123593	1C18	7	0407-13
R123295	1B23	5	0404-3	R123480	2C2	13	4151-17	R123593	1D12	2	0413-5
R123296	1H6	5	0429-5	R123480	2C4	13	4151-19	R123593	1D14	2	0413-7
R123306	1H6	5	0429-5	R123480	2C9	2	4151-24	R123593	1D16	2	0413-9
R123307	1H6	5	0429-5	R123480	2C19	13	4151-35	R123593	1D18	2	0413-13
R123308	1H6	5	0429-5	R123481	2B12	13	4151-3	R123593	1D20	2	0413-15
R123308	1H8	5	0429-7	R123481	2B20	13	4151-11	R123593	1D22	1	0413-17
R123323	1F2	14	0418-3	R123481	2C2	25	4151-17	R123593	1E2	1	0413-19B
R123323	1F4	14	0418-5	R123481	2C6	25	4151-21	R123593	1E4	1	0413-21
R123324	1E10	6	0413-27	R123481	2C8	25	4151-23	R123621	1F10	6	0420-5
R123324	1E11	6	0413-28	R123481	2C11	8	4151-27	R123627	1H3	15	0429-3
R123324	1F2	12	0418-3	R123481	2C19	4	4151-35	R123629	1F2	9	0418-3
R123324	1F4	12	0418-5	R123482	2B20	5	4151-11	R123629	1F4	9	0418-5
R123345	1H22	5	0452-1	R123486	1H1	5	0429-1	R123639	1C3	8	0407-1
R123345	1H24	5	0452-3	R123500	1J17	3	1832-3	R123676	1J21	8	2200-3
R123352	1C20	1	0407-15	R123501	1F6	3	0419-3	R123676	1J23	8	2200-3B
R123352	1H22	14	0452-1	R123501	1H24	23	0452-3	R123676	2C13	25	4151-29
R123352	1H24	13	0452-3	R123502	1F6	8	0419-3	R123676	2C15	25	4151-31
R123353	1C22	1	0407-17	R123502	1H24	31	0452-3	R123676	2C17	25	4151-33
R123353	1C24	1	0407-19	R123504	1C9	8	0407-5	R123687	1H19	1	0433-9
R123353	1H22	13	0452-1	R123504	1H24	24	0452-3	R123959	1B21	3	0403-2
R123353	1H24	35	0452-3	R123505	1C9	6	0407-5	R123960	1B21	2	0403-2
R123355	1B23	3	0404-3	R123506	1C9	7	0407-5	R123966	1H13	12	0433-3
R123396	1F14	9	0421-3	R123513	1B16	2	0402-4	R124581	1G2	4	0422-13
R123411	1H1	7	0429-1	R123515	1H13	18	0433-3	R125670	1K2	17	2200-5B
R123413	1H1	7	0429-1	R123521	1H13	19	0433-3	R125670	1K4	4	2200-7

NUMERICAL INDEX - CONTINUED

PART NO.	GRID	KEY	PAGE	PART NO.	GRID	KEY	PAGE	PART NO.	GRID	KEY	PAGE
R125670	2C21	25	4151 - 37	R131963	1E9	1	0413 - 26	R134358	1E19	8A	0415 - 3
R125670	2C23	25	4151 - 39	R132006	1H19	2	0433 - 9	R134358	1E19	11A	0415 - 3
R125670	2C25	25	4151 - 41	R132166	1G24	3	0423 - 3	R134359	1E19	2A	0415 - 3
R125712	1B23	1	0404 - 3	R132167	1G24	2	0423 - 3	R134403	1D3	3	0408 - 4
R126206	1J25	2	2200 - 5	R132168	1H3	11	0429 - 3	R134446	2C4	26	4151 - 19
R126287	1J25	9	2200 - 5	R132186	1B25	20	0404 - 5	R134446	2C6	26	4151 - 21
R126305	1E6	3	0413 - 23	R132260	1D8	6	0410 - 3	R134446	2C8	26	4151 - 23
R126306	1B23	6	0404 - 3	R132261	1D8	7	0410 - 3	R134446	2D2	26	4151 - 43
R128196	1H6	5	0429 - 5	R132267	1D12	23	0413 - 5	R134465	1J25	16	2200 - 5
R128438	1115	15	0520 - 3	R132267	1D14	23	0413 - 7	R134465	2B12	13	4151 - 3
R128438	1119	15	0520 - 7	R132267	1D16	23	0413 - 9	R134465	2B14	13	4151 - 5
R128442	118	4	0510 - 2	R132267	1D18	23	0413 - 13	R134465	2B16	13	4151 - 7
R128442	1110	3	0510 - 5	R132267	1D20	23	0413 - 15	R134465	2B16	21	4151 - 7
R128443	118	3	0510 - 2	R132267	1D24	23	0413 - 19	R134465	2B18	13	4151 - 9
R128443	1110	3	0510 - 5	R132267	1E2	23	0413 - 19B	R134465	2B20	13	4151 - 11
R128455	117	16	0510 - 1	R132323	1B13	2	0402 - 1	R134465	2B22	13	4151 - 13
R128456	117	7	0510 - 1	R132324	1B13	1	0402 - 1	R134465	2B24	13	4151 - 15
R128658	1H3	5	0429 - 3	R132324	1B13	3	0402 - 1	R134465	2C2	25	4151 - 17
R128660	1H3	5	0429 - 3	R132348	1J21	1	2200 - 3	R134465	2C4	25	4151 - 19
R128662	1H3	5	0429 - 3	R132348	1J23	1	2200 - 3B	R134465	2C6	25	4151 - 21
R128799	1D12	30	0413 - 5	R132350	2C4	37	4151 - 19	R134465	2C8	25	4151 - 23
R128799	1D14	30	0413 - 7	R132350	2C6	37	4151 - 21	R134465	2C11	25	4151 - 27
R128799	1D16	30	0413 - 9	R132350	2C8	37	4151 - 23	R134465	2C13	8	4151 - 29
R128799	1D18	30	0413 - 13	R132350	2C13	37	4151 - 29	R134465	2C15	8	4151 - 31
R128992	1115	2	0520 - 3	R132350	2C15	37	4151 - 31	R134465	2C17	8	4151 - 33
R128992	1117	2	0520 - 5	R132350	2C17	37	4151 - 33	R134465	2C21	4	4151 - 37
R128992	1119	2	0520 - 7	R132350	2C21	36	4151 - 37	R134465	2C23	4	4151 - 39
R128993	1115	1	0520 - 3	R132350	2C23	37	4151 - 39	R134465	2C25	4	4151 - 41
R128993	1117	1	0520 - 5	R132350	2C25	35	4151 - 41	R134465	2D2	25	4151 - 43
R128993	1119	1	0520 - 7	R132373	1D8	5	0410 - 3	R134467	2C13	26	4151 - 29
R128994	1115	3	0520 - 3	R132470	1D8	8	0410 - 3	R134467	2C15	26	4151 - 31
R128994	1117	3	0520 - 5	R132509	1D8	9	0410 - 3	R134467	2C17	26	4151 - 33
R128994	1119	3	0520 - 7	R132518	1B25	7	0404 - 5	R134479	1J21	9	2200 - 3
R130055	1C6	10	0407 - 2	R132690	1J17	2	1832 - 3	R134479	1J23	9	2200 - 3B
R130393	2C19	26	4151 - 35	R132731	1117	15	0520 - 5	R134479	1K2	16	2200 - 5B
R130393	2C21	26	4151 - 37	R132874	1D12	24	0413 - 5	R134479	1K4	5	2200 - 7
R130574	1B11	8	0401 - 2	R132874	1D14	24	0413 - 7	R134518	1B18	2	0402 - 7
R130574	1B12	8	0401 - 3	R132874	1D16	24	0413 - 9	R134518	1B18	19	0402 - 7
R130575	1B11	9	0401 - 2	R132874	1D18	24	0413 - 13	R134518	1B20	2	0402 - 9
R130575	1B12	9	0401 - 3	R132874	1D20	24	0413 - 15	R134518	1B20	19	0402 - 9
R130576	1B11	5	0401 - 2	R132874	1D24	24	0413 - 19	R134518	1B23	2	0404 - 3
R130576	1B12	5	0401 - 3	R132874	1E2	24	0413 - 19B	R134518	1B23	4	0404 - 3
R130577	1B11	6	0401 - 2	R132913	1G24	8	0423 - 3	R134518	1B23	6	0404 - 3
R130577	1B12	6	0401 - 3	R132920	1G24	10	0423 - 3	R134526	1B23	4	0404 - 3
R130602	1B21	2	0403 - 2	R133068	1C9	6	0407 - 5	R134527	1B23	2	0404 - 3
R130603	1B21	2	0403 - 2	R133069	1C9	7	0407 - 5	R134528	1B23	6	0404 - 3
R131016	1F2	1	0418 - 3	R133148	1D8	10	0410 - 3	R134530	1B20	2	0402 - 9
R131016	1F2	2	0418 - 3	R133295	1H1	1	0429 - 1	R134531	1B18	2	0402 - 7
R131016	1F2	3B	0418 - 3	R133296	1H1	1	0429 - 1	R134531	1B23	2	0404 - 3
R131016	1F2	4B	0418 - 3	R133303	1B13	3	0402 - 1	R134533	1B20	1	0402 - 9
R131182	1B25	21	0404 - 5	R133385	1H1	2	0429 - 1	R134533	1B20	2	0402 - 9
R131206	1B11	16	0401 - 2	R133405	1F14	8	0421 - 3	R134533	1B23	4	0404 - 3
R131206	1B12	16	0401 - 3	R133456	1C24	4	0407 - 19	R134533	1B23	6	0404 - 3
R131257	1D8	5	0410 - 3	R133810	1B13	1	0402 - 1	R134533	1H24	22	0452 - 3
R131283	1B11	19	0401 - 2	R133810	1B13	3	0402 - 1	R134534	1B18	1	0402 - 7
R131283	1B12	16	0401 - 3	R133812	1B13	2	0402 - 1	R134534	1B18	2	0402 - 7
R131283	1B12	19	0401 - 3	R133893	1E13	3	0414 - 1	R134534	1H24	22	0452 - 3
R131284	1B11	14	0401 - 2	R133893	1E17	14	0414 - 5	R134550	1C6	9	0407 - 2
R131284	1B12	14	0401 - 3	R133893	1112	4	0510 - 7	R134552	1C6	4	0407 - 2
R131425	1B18	13	0402 - 7	R133893	1112	17	0510 - 7	R134570	1C8	3	0407 - 4
R131425	1B20	13	0402 - 9	R133893	1J12	5	1672 - 10	R134890	1H10	10	0429 - 9
R131765	1H15	8	0433 - 5	R134212	1E6	16	0413 - 23	R134891	1H10	6	0429 - 9
R131768	1H17	14	0433 - 7	R134228	1J25	20	2200 - 5	R134953	2C4	40	4151 - 19
R131769	1H19	14	0433 - 9	R134240	1C6	3	0407 - 2	R134953	2C6	40	4151 - 21
R131769	1H20	11	0433 - 10	R134357	1E19	8A	0415 - 3	R134953	2C8	40	4151 - 23
R131769	1H21	3	0433 - 11	R134357	1E19	11A	0415 - 3	R134953	2C13	12	4151 - 29
R131881	1F12	6	0420 - 7	R134358	1E19	2A	0415 - 3	R134953	2C15	12	4151 - 31

NUMERICAL INDEX - CONTINUED

PART NO.	GRID	KEY	PAGE	PART NO.	GRID	KEY	PAGE	PART NO.	GRID	KEY	PAGE
R134953	2C17	12	4151 - 33	R135918	1H20	2	0433 - 10	R48600	1D20	24	0413 - 15
R134953	2C23	9	4151 - 39	R135918	1H21	1	0433 - 11	R48685	1B11	1	0401 - 2
R134953	2C25	9	4151 - 41	R136010	1112	13	0510 - 7	R48685	1B12	1	0401 - 3
R135120	2B22	6	4151 - 13	R136012	1112	12	0510 - 7	R48685	1B25	1	0404 - 5
R135120	2B24	6	4151 - 15	R136079	1F12	25	0420 - 7	R48808	1G24	12	0423 - 3
R135121	2B14	6	4151 - 5	R136081	1F12	26	0420 - 7	R500000	1B21	3	0403 - 2
R135121	2B16	6	4151 - 7	R136082	1F12	24	0420 - 7	R500001	1B15	11	0402 - 3
R135121	2B18	6	4151 - 9	R136334	1112	11	0510 - 7	R500001	1C3	7	0407 - 1
R135164	1E8	3	0413 - 25	R136464	2C6	7	4151 - 21	R500001	1C5	7	0407 - 1B
R135177	1F6	11	0419 - 3	R136464	2C8	7	4151 - 23	R500078	1G25	14	0423 - 4
R135179	1F4	9	0418 - 5	R136464	2C15	7	4151 - 31	R500079	1G25	2	0423 - 4
R135245	2C23	26	4151 - 39	R136464	2C17	7	4151 - 33	R500080	1G25	12	0423 - 4
R135245	2C25	26	4151 - 41	R136464	2C23	7	4151 - 39	R500084	1E6	3	0413 - 23
R135261	1J25	8	2200 - 5	R136464	2C25	7	4151 - 41	R500096	1H13	20	0433 - 3
R135262	1J25	4	2200 - 5	R136464	2D2	7	4151 - 43	R500116	1C6	10	0407 - 2
R135268	1C9	6	0407 - 5	R136475	1B23	3	0404 - 3	R500129	1H20	4	0433 - 10
R135269	1C9	7	0407 - 5	R136483	1C3	6	0407 - 1	R500219	1H13	5	0433 - 3
R135270	1C9	6	0407 - 5	R136483	1C5	5	0407 - 1B	R500220	1E8	12	0413 - 25
R135271	1C9	7	0407 - 5	R136495	1C3	3	0407 - 1	R500265	1E19	2A	0415 - 3
R135334	1J23	15	2200 - 3B	R136495	1C5	3	0407 - 1B	R500265	1E19	2B	0415 - 3
R135334	1J25	25	2200 - 5	R136495	1J25	5	2200 - 5	R500266	1E19	8B	0415 - 3
R135334	1K2	10	2200 - 5B	R136495	2C4	38	4151 - 19	R500269	1F14	5	0421 - 3
R135431	1G20	3	0422 - 31	R136495	2C6	38	4151 - 21	R500270	1F14	4	0421 - 3
R135432	1G20	4	0422 - 31	R136495	2C8	38	4151 - 23	R500271	1F14	3	0421 - 3
R135439	1B13	1	0402 - 1	R136495	2C13	38	4151 - 29	R500304	1H3	12	0429 - 3
R135439	1B13	3	0402 - 1	R136495	2C15	38	4151 - 31	R500320	1G25	4	0423 - 4
R135439	1B13	4	0402 - 1	R136495	2C17	32	4151 - 33	R500320	1H6	1	0429 - 5
R135509	1F18	2	0422 - 5	R136495	2C21	37	4151 - 37	R500320	1H8	1	0429 - 7
R135509	1F20	2	0422 - 7	R136495	2C23	38	4151 - 39	R500321	1H3	14	0429 - 3
R135509	1G4	2	0422 - 15	R136495	2C25	32	4151 - 41	R500333	1G25	17	0423 - 4
R135509	1G14	2	0422 - 25	R136514	1C3	8	0407 - 1	R500335	1B21	3	0403 - 2
R135510	1F18	3	0422 - 5	R136514	1C5	4	0407 - 1B	R500352	1G25	7	0423 - 4
R135510	1F20	3	0422 - 7	R136515	1B20	1	0402 - 9	R500352	1H6	3	0429 - 5
R135510	1G4	3	0422 - 15	R136515	1H24	22	0452 - 3	R500352	1H8	3	0429 - 7
R135510	1G14	3	0422 - 25	R136516	1B18	1	0402 - 7	R500360	1119	17	0520 - 7
R135729	1112	6	0510 - 7	R136516	1B23	2	0404 - 3	R500362	1112	10	0510 - 7
R135730	1112	8	0510 - 7	R136516	1H24	22	0452 - 3	R500363	1B12	15	0401 - 3
R135732	1112	14	0510 - 7	R26125	1D5	4	0409 - 3	R500374	1C14	1B	0407 - 9
R135733	1112	3	0510 - 7	R26286	1F12	14	0420 - 7	R500374	1C14	4A	0407 - 9
R135749	1C6	12	0407 - 2	R26375	1F2	3A	0418 - 3	R500374	1H24	32	0452 - 3
R135757	2B12	4	4151 - 3	R26493	1B25	11	0404 - 5	R500390	1D9	8	0413 - 1
R135757	2B14	4	4151 - 5	R26650	1B25	13	0404 - 5	R500394	1E15	14	0414 - 3
R135757	2B16	4	4151 - 7	R27149	1H17	8	0433 - 7	R500500	1B21	1	0403 - 2
R135757	2B18	4	4151 - 9	R27149	1H19	7	0433 - 9	R500598	1H3	4	0429 - 3
R135757	2C2	13	4151 - 17	R27149	1H20	5	0433 - 10	R500649	1H1	2	0429 - 1
R135757	2C4	13	4151 - 19	R28811	1H13	3	0433 - 3	R500650	1E19	2A	0415 - 3
R135757	2C6	13	4151 - 21	R34456	1H13	13	0433 - 3	R500650	1E19	2B	0415 - 3
R135757	2C8	13	4151 - 23	R34456	1H13	23	0433 - 3	R500654	1B23	1	0404 - 3
R135757	2C9	2	4151 - 24	R39112	1F2	4A	0418 - 3	R500668	1E19	11B	0415 - 3
R135757	2C11	13	4151 - 27	R39112	1H17	7	0433 - 7	R500708	1H4	2	0429 - 3A
R135757	2C13	13	4151 - 29	R39112	1H20	12	0433 - 10	R500709	1C6	10	0407 - 2
R135757	2C15	13	4151 - 31	R39554	1J12	1	1672 - 10	R500710	1H4	1	0429 - 3A
R135757	2C17	13	4151 - 33	R39741	1B25	22	0404 - 5	R500724	1G25	14	0423 - 4
R135757	2C21	13	4151 - 37	R42729	1B16	6	0402 - 4	R501007	1H6	5	0429 - 5
R135757	2C23	13	4151 - 39	R43409	1D5	9	0409 - 3	R501016	1G25	11	0423 - 4
R135757	2C25	13	4151 - 41	R44302	1F22	9	0422 - 9	R501018	1G25	5	0423 - 4
R135757	2D2	13	4151 - 43	R44302	1G8	9	0422 - 19	R501029	1F2	9	0418 - 3
R135874	1E8	5	0413 - 25	R44302	1G10	9	0422 - 21	R501029	1F4	9	0418 - 5
R135896	1F2	10	0418 - 3	R44302	1G16	18	0422 - 27	R501046	1H21	2	0433 - 11
R135896	1F4	10	0418 - 5	R44302	1G22	4	0422 - 33	R501065	1J9	11	1672 - 7
R135896	1H22	3	0452 - 1	R44302	1I3	8	0505 - 1	R501078	1H20	7	0433 - 10
R135896	1H24	3	0452 - 3	R44342	1J11	8	1672 - 9	R501124	1B21	1	0403 - 2
R135916	1C9	4	0407 - 5	R47693	1I3	5	0505 - 1	R501130	1F4	1	0418 - 5
R135918	1H13	14	0433 - 3	R48000	1D9	8	0413 - 1	R501144	1F2	9	0418 - 3
R135918	1H15	6	0433 - 5	R48568	1117	9	0520 - 5	R501144	1F4	9	0418 - 5
R135918	1H17	6	0433 - 7	R48600	1D12	24	0413 - 5	R501192	1J9	4	1672 - 7
R135918	1H19	6	0433 - 9	R48600	1D16	24	0413 - 9	R501235	1H13	13	0433 - 3

NUMERICAL INDEX - CONTINUED

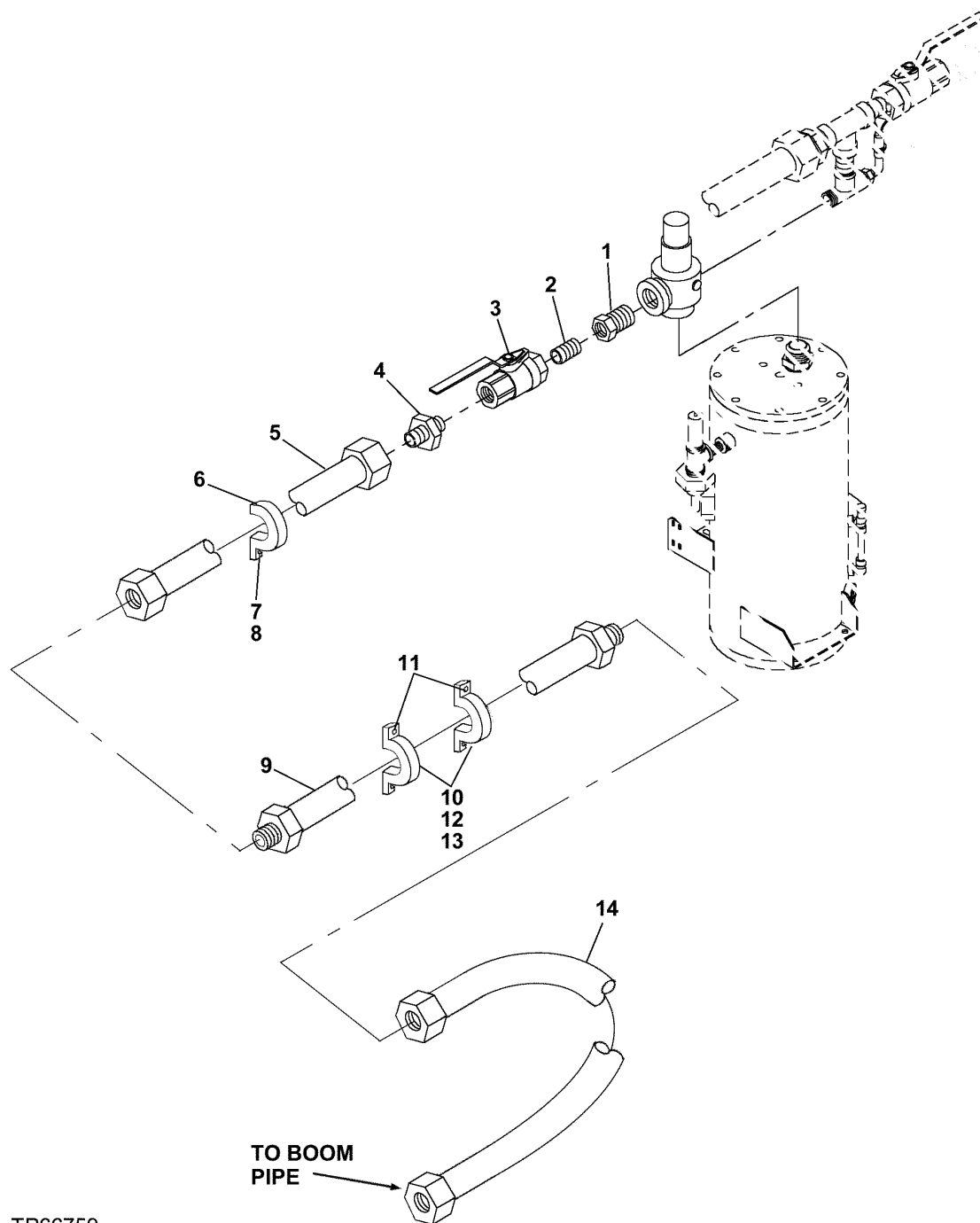
PART NO.	GRID	KEY	PAGE	PART NO.	GRID	KEY	PAGE	PART NO.	GRID	KEY	PAGE
R501252	1C6	10	0407 - 2	R56551	1E17	2	0414 - 5	R77551	1E12	5	0413 - 29
R501297	1B20	2	0402 - 9	R56551	1E17	16	0414 - 5	R78048	1E12	7	0413 - 29
R501297	1B23	4	0404 - 3	R56588	1E6	9	0413 - 23	R78773	1E8	20	0413 - 25
R501297	1B23	6	0404 - 3	R56588	1F8	19	0420 - 3	R79604	1D9	4	0413 - 1
R501321	1H13	13	0433 - 3	R56588	1F10	13	0420 - 5	R79605	1D9	3	0413 - 1
R501332	1H15	1	0433 - 5	R61105	1F6	9	0419 - 3	R81004	1F12	2	0420 - 7
R501333	1H15	2	0433 - 5	R61105	1H24	29	0452 - 3	R81275	1E15	6	0414 - 3
R501362	1H21	2	0433 - 11	R61871	1C7	9	0407 - 3	R81275	1E17	6	0414 - 5
R501373	1H22	9	0452 - 1	R61871	1H22	17	0452 - 1	R81275	1H22	10	0452 - 1
R501373	1H24	9	0452 - 3	R61871	1H24	16	0452 - 3	R81275	1H24	10	0452 - 3
R501428	1F6	8	0419 - 3	R62673	1G16	3	0422 - 27	R81275	1I12	4	0510 - 7
R501428	1H24	31	0452 - 3	R63548	1E21	4	0416 - 3	R81275	1I12	20	0510 - 7
R501459	1E13	4	0414 - 1	R63548	1E23	13	0416 - 5	R83063	2D2	20	4151 - 43
R501459	1J12	6	1672 - 10	R63604	1D20	26	0413 - 15	R83169	1B18	12	0402 - 7
R501466	1H4	3	0429 - 3A	R63604	1E6	6	0413 - 23	R83169	1B20	12	0402 - 9
R501472	1E17	18	0414 - 5	R63604	1J25	7	2200 - 5	R83555	1H15	8	0433 - 5
R501472	1I12	4	0510 - 7	R63845	1E6	2	0413 - 23	R85145	2B20	4	4151 - 11
R501472	1I12	18	0510 - 7	R64525	1G24	7	0423 - 3	R85145	2B22	4	4151 - 13
R501480	1E17	11	0414 - 5	R64525	1G25	11	0423 - 4	R85145	2B24	4	4151 - 15
R501484	1C10	3	0407 - 6	R64525	1G25	18	0423 - 4	R85363	1D5	1	0409 - 3
R501484	1C11	5	0407 - 6A	R64525	1J9	13	1672 - 7	R85687	1D5	8	0409 - 3
R501486	1J6	3B	1672 - 3	R64854	1E8	9	0413 - 25	R87732	1D6	4	0410 - 1
R501486	1J7	7B	1672 - 4	R64857	1E8	14	0413 - 25	R87814	1C20	11	0407 - 15
R501516	1E12	3	0413 - 29	R64861	1E8	25	0413 - 25	R89944	1D20	29	0413 - 15
R501517	1E12	2	0413 - 29	R64927	1E8	27	0413 - 25	R89944	1D24	29	0413 - 19
R501519	1E12	4	0413 - 29	R64967	1E8	7	0413 - 25	R89944	1E25	5	0417 - 3
R501523	1F8	19	0420 - 3	R64968	1E8	17	0413 - 25	R89944	1H24	28	0452 - 3
R501556	1F2	17A	0418 - 3	R64969	1E8	8	0413 - 25	R90658	1D8	1	0410 - 3
R501556	1F2	17B	0418 - 3	R64989	1E8	4	0413 - 25	R90658	1H22	2	0452 - 1
R501556	1F4	15	0418 - 5	R64995	1E8	2	0413 - 25	R90658	1H24	2	0452 - 3
R502014	1H10	1	0429 - 9	R64997	1E8	23	0413 - 25	R90692	1D5	10	0409 - 3
R502014	1H11	1	0429 - 10	R65437	1E8	6	0413 - 25	R91360	1D12	25	0413 - 5
R502076	1D20	29	0413 - 15	R67364	1D24	26	0413 - 19	R91360	1D14	25	0413 - 7
R502076	1D24	29	0413 - 19	R67364	1E2	11	0413 - 19B	R91360	1D16	25	0413 - 9
R502076	1E2	19	0413 - 19B	R71228	2C2	10	4151 - 17	R91360	1D18	25	0413 - 13
R502079	1G25	7	0423 - 4	R71228	2C4	10	4151 - 19	R91360	1D20	25	0413 - 15
R502079	1H4	7	0429 - 3A	R71835	1F18	14	0422 - 5	R91360	1D24	25	0413 - 19
R502079	1H6	3	0429 - 5	R71835	1F20	14	0422 - 7	R91360	1E2	25	0413 - 19B
R502079	1H8	3	0429 - 7	R71835	1F22	17	0422 - 9	R91692	1B18	15	0402 - 7
R502362	1E8	26	0413 - 25	R71835	1G4	14	0422 - 15	R91889	1D5	2	0409 - 3
R502743	1D2	1C	0408 - 3	R71835	1G8	17	0422 - 19	R92097	1E21	7	0416 - 3
R50901	1F16	4	0422 - 3	R71835	1G10	17	0422 - 21	R92097	1H22	11	0452 - 1
R50901	1G12	4	0422 - 23	R71835	1G14	14	0422 - 25	R92097	1H24	11	0452 - 3
R50902	1F16	2	0422 - 3	R71963	1D9	2	0413 - 1	R92352	1D9	7	0413 - 1
R50902	1G2	2	0422 - 13	R72328	1C9	5	0407 - 5	R93910	1D5	8	0409 - 3
R50902	1G12	2	0422 - 23	R72328	1D2	2	0408 - 3	R94350	1J6	3A	1672 - 3
R51936	1D24	30	0413 - 19	R72328	1D3	2	0408 - 4	R94350	1J7	7A	1672 - 4
R51937	1D12	2	0413 - 5	R72328	1H24	27	0452 - 3	R94351	1J6	4	1672 - 3
R51937	1D16	2	0413 - 9	R72659	1D2	3	0408 - 3	R94351	1J7	8	1672 - 4
R51937	1D20	2	0413 - 15	R72659	1D3	5	0408 - 4	R95065	1C22	2	0407 - 17
R53108	1F24	5	0422 - 11	R73821	1E8	22	0413 - 25	R96703	1F18	9	0422 - 5
R53108	1G2	16	0422 - 13	R73864	1E6	4	0413 - 23	R96703	1F20	9	0422 - 7
R53108	1G12	16	0422 - 23	R73864	1E6	17	0413 - 23	R96703	1G4	9	0422 - 15
R53108	1G16	13	0422 - 27	R73864	1E8	21	0413 - 25	R96703	1G14	9	0422 - 25
R53108	1G18	5	0422 - 29	R73885	1E8	18	0413 - 25	R96935	2B20	5	4151 - 11
R53108	1H24	26	0452 - 3	R74012	1F8	2	0420 - 3	R96935	2B22	5	4151 - 13
R54114	1B21	4	0403 - 2	R74012	1F10	9	0420 - 5	R96935	2B24	5	4151 - 15
R54123	1I3	4	0505 - 1	R75892	1B25	16	0404 - 5	R97185	1C7	8	0407 - 3
R54565	1B16	1	0402 - 4	R75892	1H22	15	0452 - 1	R97185	1H22	16	0452 - 1
R54638	1H22	9	0452 - 1	R75892	1H24	14	0452 - 3	R97185	1H24	15	0452 - 3
R54638	1H24	9	0452 - 3	R76477	1F16	19	0422 - 3	R97490	1D5	11	0409 - 3
R54799	1B16	11	0402 - 4	R76477	1F22	10	0422 - 9	R97491	1D5	11	0409 - 3
R54813	1C20	2	0407 - 15	R76477	1G2	19	0422 - 13	R97492	1D5	10	0409 - 3
R55233	1B25	4	0404 - 5	R76477	1G8	10	0422 - 19	R97493	1D5	10	0409 - 3
R56281	1C20	10	0407 - 15	R76477	1G10	10	0422 - 21	R98062	1D5	11	0409 - 3
R56551	1E15	2	0414 - 3	R76477	1G12	19	0422 - 23	R98063	1D5	8	0409 - 3
R56551	1E15	16	0414 - 3	R77536	1E8	19	0413 - 25	R98335	1D5	8	0409 - 3

NUMERICAL INDEX - CONTINUED

PART NO.	GRID	KEY	PAGE	PART NO.	GRID	KEY	PAGE	PART NO.	GRID	KEY	PAGE
R98527	1E24	14	0417 - 2	T20316	1B16	3	0402 - 4	T77613	2B20	6	4151 - 11
R99693	1G16	4	0422 - 27	T20758	2B12	5	4151 - 3	T77613	2B20	14	4151 - 11
R99695	1G16	1	0422 - 27	T20758	2B14	5	4151 - 5	T77613	2B22	6	4151 - 13
R99698	1G16	11	0422 - 27	T20758	2B16	5	4151 - 7	T77613	2B22	14	4151 - 13
R99702	1G16	9	0422 - 27	T20758	2B18	5	4151 - 9	T77613	2B22	20	4151 - 13
TY22450	1D2	5	0408 - 3	T20758	2C2	12	4151 - 17	T77613	2C2	26	4151 - 17
TY22471	1F16	18	0422 - 3	T20758	2C4	12	4151 - 19	T77613	2C2	29	4151 - 17
TY22471	1G2	18	0422 - 13	T20758	2C6	12	4151 - 21	T77613	2C4	26	4151 - 19
TY22471	1G12	18	0422 - 23	T20758	2C8	12	4151 - 23	T77613	2C4	29	4151 - 19
TY22471	1I7	6	0510 - 1	T20758	2C9	3	4151 - 24	T77613	2C6	26	4151 - 21
TY24322	1J6	7	1672 - 3	T20758	2C19	25	4151 - 35	T77613	2C6	29	4151 - 21
TY24485	1J6	7	1672 - 3	T20758	2D2	12	4151 - 43	T77613	2C6	44	4151 - 21
TY6750	1J6	7	1672 - 3	T23474	1B25	19	0404 - 5	T77613	2C11	26	4151 - 27
TY6774	1J6	7	1672 - 3	T24472	1D9	9	0413 - 1	T77613	2C11	29	4151 - 27
TY6799	1J6	7	1672 - 3	T27657	1B20	15	0402 - 9	T77613	2C13	26	4151 - 29
TY6799	1J7	1	1672 - 4	T27860	1D12	27	0413 - 5	T77613	2C13	29	4151 - 29
T10745	1J6	5	1672 - 3	T27860	1D14	27	0413 - 7	T77613	2C15	26	4151 - 31
T10745	1J7	4	1672 - 4	T27860	1D16	27	0413 - 9	T77613	2C15	29	4151 - 31
T112804	1E23	14	0416 - 5	T27860	1D18	27	0413 - 13	T77613	2C19	26	4151 - 35
T112804	1J21	3	2200 - 3	T27860	1D20	27	0413 - 15	T77613	2C19	29	4151 - 35
T112804	1J23	3	2200 - 3B	T27860	1D24	28	0413 - 19	T77613	2C21	26	4151 - 37
T112804	1K2	7	2200 - 5B	T27860	1E2	13	0413 - 19B	T77613	2C21	29	4151 - 37
T112804	1K4	1	2200 - 7	T28745	1E19	3	0415 - 3	T77613	2C23	26	4151 - 39
T122075	1F6	4	0419 - 3	T28745	1E19	8A	0415 - 3	T77613	2C23	29	4151 - 39
T122075	1H24	30	0452 - 3	T28745	1E19	11A	0415 - 3	T77814	2B18	11	4151 - 9
T13518	1H17	15	0433 - 7	T28862	1C6	7	0407 - 2	T77814	2B18	14	4151 - 9
T13518	1H19	11	0433 - 9	T30202	1E15	9	0414 - 3	T77814	2B24	14	4151 - 15
T14050	1D12	13	0413 - 5	T30202	1E17	9	0414 - 5	T77814	2C8	29	4151 - 23
T14050	1D14	13	0413 - 7	T34037	1D2	4	0408 - 3	T77814	2C17	9	4151 - 33
T14050	1D16	13	0413 - 9	T43514	1B25	24	0404 - 5	T77814	2C25	12	4151 - 41
T14050	1D18	13	0413 - 13	T56055	1D2	4	0408 - 3	T77814	2D2	29	4151 - 43
T14050	1D20	13	0413 - 15	T58477	1D5	6	0409 - 3	T77857	1J23	14	2200 - 3B
T14050	1D22	13	0413 - 17	T60811	2C2	20	4151 - 17	T77857	1J25	11	2200 - 5
T14050	1F8	14	0420 - 3	T60811	2C4	20	4151 - 19	T77857	1K2	11	2200 - 5B
T14050	1F10	12	0420 - 5	T60811	2C6	20	4151 - 21	T77932	1C16	10	0407 - 11
T146102	1F16	20	0422 - 3	T60811	2C8	20	4151 - 23	T77932	1C18	10	0407 - 13
T146102	1F18	10	0422 - 5	T60811	2C11	20	4151 - 27	T77932	1C18	17	0407 - 13
T146102	1F20	10	0422 - 7	T60811	2C13	20	4151 - 29	T77932	2C2	22	4151 - 17
T146102	1F22	8	0422 - 9	T60811	2C15	20	4151 - 31	T77932	2C4	22	4151 - 19
T146102	1F24	6	0422 - 11	T60811	2C17	20	4151 - 33	T77932	2C6	22	4151 - 21
T146102	1G2	20	0422 - 13	T60811	2C19	20	4151 - 35	T77932	2C8	22	4151 - 23
T146102	1G4	10	0422 - 15	T60811	2C21	20	4151 - 37	T77932	2C11	22	4151 - 27
T146102	1G6	1	0422 - 17	T60811	2C23	20	4151 - 39	T77932	2C13	22	4151 - 29
T146102	1G8	8	0422 - 19	T60811	2C25	20	4151 - 41	T77932	2C15	22	4151 - 31
T146102	1G10	8	0422 - 21	T60811	2D2	20	4151 - 43	T77932	2C17	22	4151 - 33
T146102	1G12	20	0422 - 23	T74410	1D10	4	0413 - 3	T77932	2C19	22	4151 - 35
T146102	1G14	10	0422 - 25	T74410	1E6	8	0413 - 23	T77932	2C21	22	4151 - 37
T146102	1G16	17	0422 - 27	T74410	1E10	7	0413 - 27	T77932	2C23	22	4151 - 39
T146102	1G18	6	0422 - 29	T74410	1E11	7	0413 - 28	T77932	2C25	22	4151 - 41
T146102	1G20	6	0422 - 31	T77258	1H13	2	0433 - 3	T78593	1I6	5	0505 - 5
T146102	1G22	5	0422 - 33	T77258	1H15	5	0433 - 5	U13639	1B25	23	0404 - 5
T151858	1H10	12	0429 - 9	T77258	1H17	5	0433 - 7	U13639	1I3	6	0505 - 1
T15634	1E19	4	0415 - 3	T77258	1H19	5	0433 - 9	U13639	1J23	16	2200 - 3B
T15634	1E19	8A	0415 - 3	T77258	1H20	3	0433 - 10	U13639	1J25	26	2200 - 5
T15634	1E19	11A	0415 - 3	T77613	1E23	2	0416 - 5	U13639	1K2	12	2200 - 5B
T156947	1I15	9	0520 - 3	T77613	1J21	4	2200 - 3				
T156947	1I19	9	0520 - 7	T77613	1J23	4	2200 - 3B				
T158584	1J6	2	1672 - 3	T77613	1J25	19	2200 - 5				
T158584	1J7	6	1672 - 4	T77613	1K2	3	2200 - 5B				
T158584	1J9	5	1672 - 7	T77613	1K4	2	2200 - 7				
T16318	1D24	29	0413 - 19	T77613	2B12	6	4151 - 3				
T16318	1E2	19	0413 - 19B	T77613	2B12	14	4151 - 3				
T175293	1I6	7	0505 - 5	T77613	2B14	6	4151 - 5				
T18891	1B25	2	0404 - 5	T77613	2B14	14	4151 - 5				
T20034	1B12	25	0401 - 3	T77613	2B16	6	4151 - 7				
T20168	1B25	18	0404 - 5	T77613	2B16	14	4151 - 7				
T20314	1B16	4	0402 - 4	T77613	2B16	22	4151 - 7				

TP66759 -UN-21OCT99

AIR LINE, ROCK DRILL



TP66759

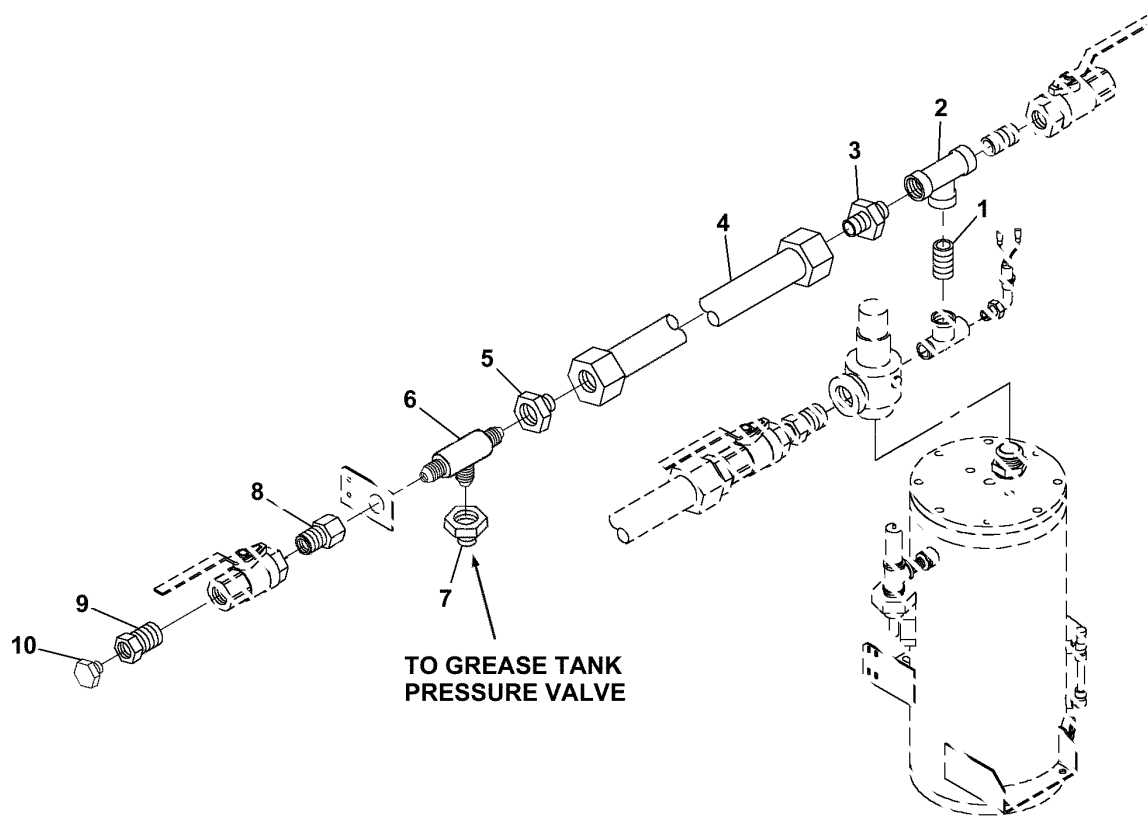
COMPRESSOR

AIR LINE, ROCK DRILL

KEY	PART NO.	PART NAME	QTY	SERIAL NO.	REMARKS
1	15H644	PIPE BUSHING	1	1-1/4"	
2	29H500	THREADED NIPPLE	1	1-1/4"	
3	VALVE	1		(SUPPLIED BY INGERSOLL-RAND) (BALL VALVE)
4	T100926	ADAPTER	1		
5	AT188852	HYDRAULIC HOSE - FABRICATE	1		
6	N205415	CLAMP	1		
7	19M7402	CAP SCREW	1	M10 X 25	
8	14M7400	BOLT	1	M10	
9	AT186726	LINE	1		
10	X5381-HPP	CLAMP	2		
11	19H2732	CAP SCREW	4	3/8" X 2-3/4"	
12	XWPH-5	PLATE	2		
13	XCPH-5	PLATE	2		
14	AT188853	HOSE	1		

TP66760 -UN-21OCT99

AIR LINE, AUXILIARY



TP66760

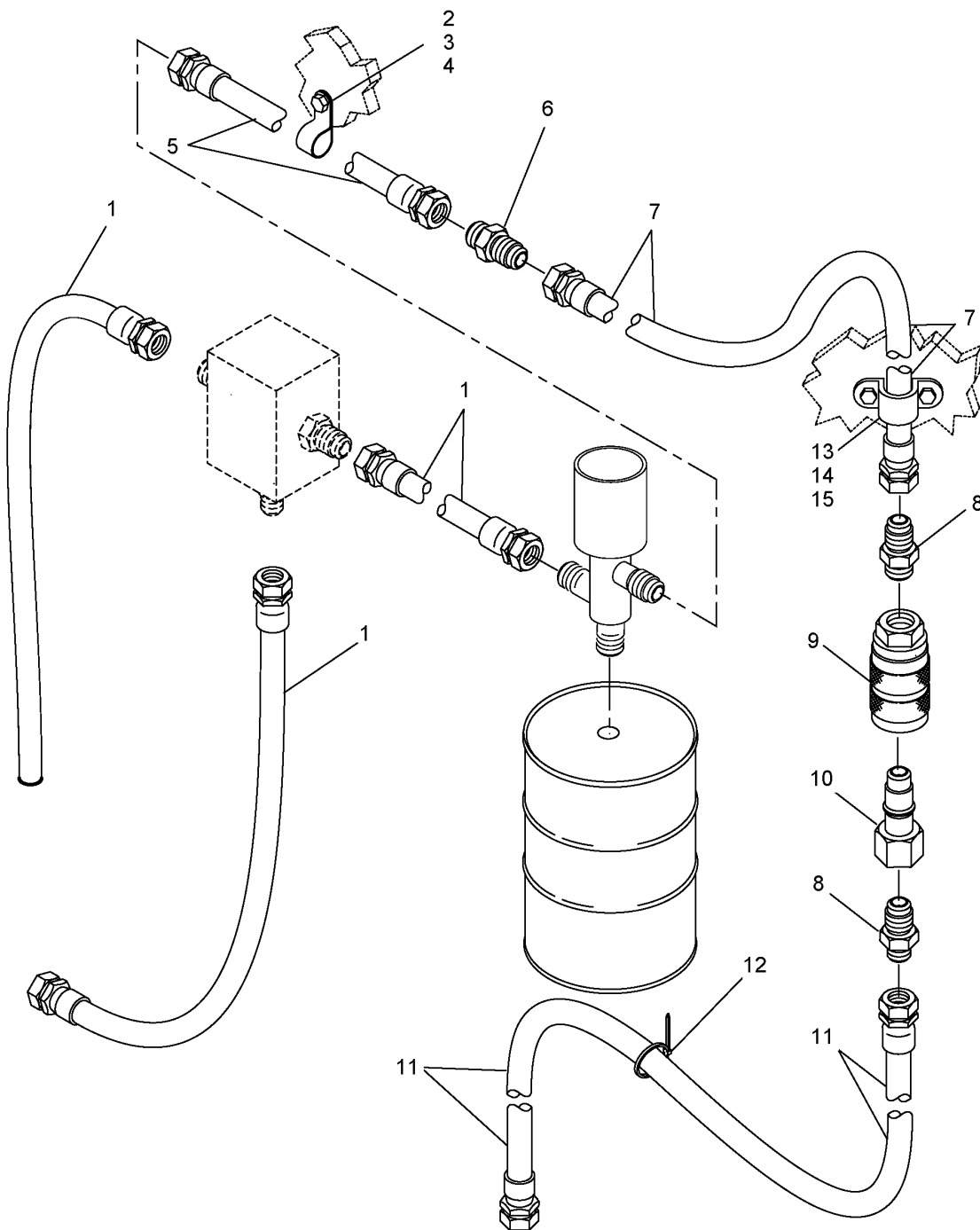
COMPRESSOR

AIR LINE, AUXILIARY

KEY	PART NO.	PART NAME	QTY	SERIAL NO.	REMARKS
1	29H729	THREADED NIPPLE	1	3/4"	
2	15H599	TEE FITTING	1	3/4"	
3	X12FL0-5	FITTING	1		
4	AT188857	HOSE	1		
5	X12L0HX6-5	FITTING	1		
6	X533T-12-12	TEE FITTING	1		
7	X0603-12-6	ADAPTER	1		
8	203371	FITTING	1		(GR MANUFACTURING PART NUMBER)
9	203372	FITTING	1		(GR MANUFACTURING PART NUMBER)
10	203382	PLUG	1		(GR MANUFACTURING PART NUMBER)

TP66763 -UN-21OCT99

GREASE LINE, DRILL



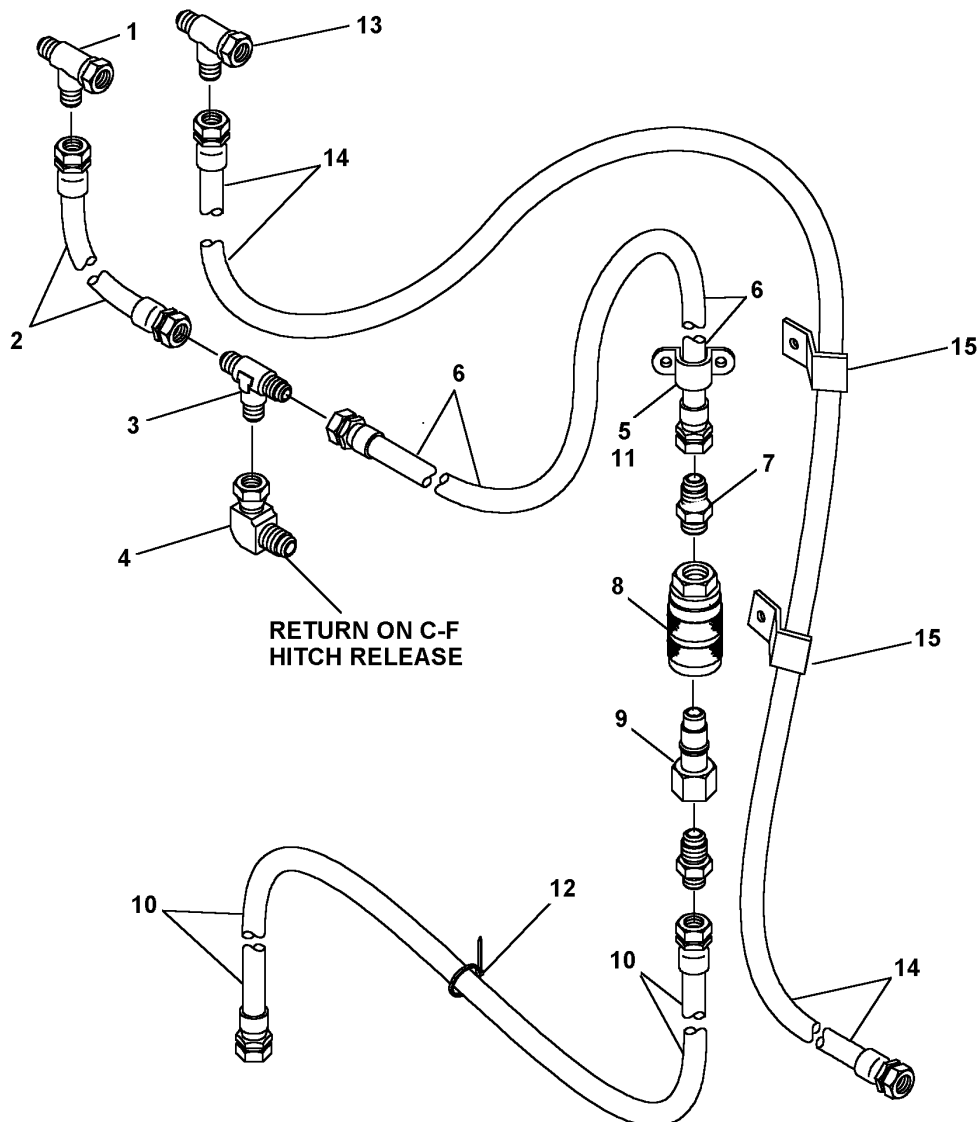
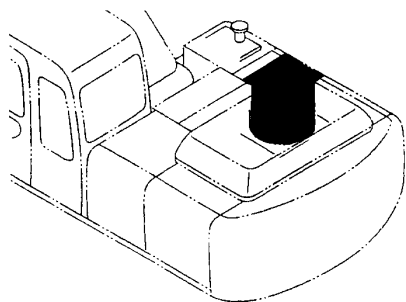
TP66763

GREASE LINE, DRILL

KEY	PART NO.	PART NAME	QTY	SERIAL NO.	REMARKS
1	AT188885	HYDRAULIC HOSE - FABRICATE	3		
2	N205415	CLAMP	5		
3	19M7358	CAP SCREW	9		
4	14M7168	LOCK NUT	5		M10 X 40
5	AT188888	HYDRAULIC HOSE - FABRICATE	1		M12
6	R27095	FITTING	1		
7	AT188891	HYDRAULIC HOSE - FABRICATE	1		
8	R44795	ADAPTER	2		
9	AT187855	QUICK COUPLER	1		
10	AT187856	QUICK COUPLER	1		
11	AT188892	HOSE	1		
12	R44302	TIE BAND	12		
13	19H3031	CAP SCREW	2		3/8" X 2-1/2"
14	24H1219	WASHER	2		7/16" X 1" X 0.083"
15	24H1290	WASHER	2		21/64" X 3/4" X 0.035"

TP66764 -UN-21OCT99

RETURN LINE, DRILL



TP66764

COMPRESSOR

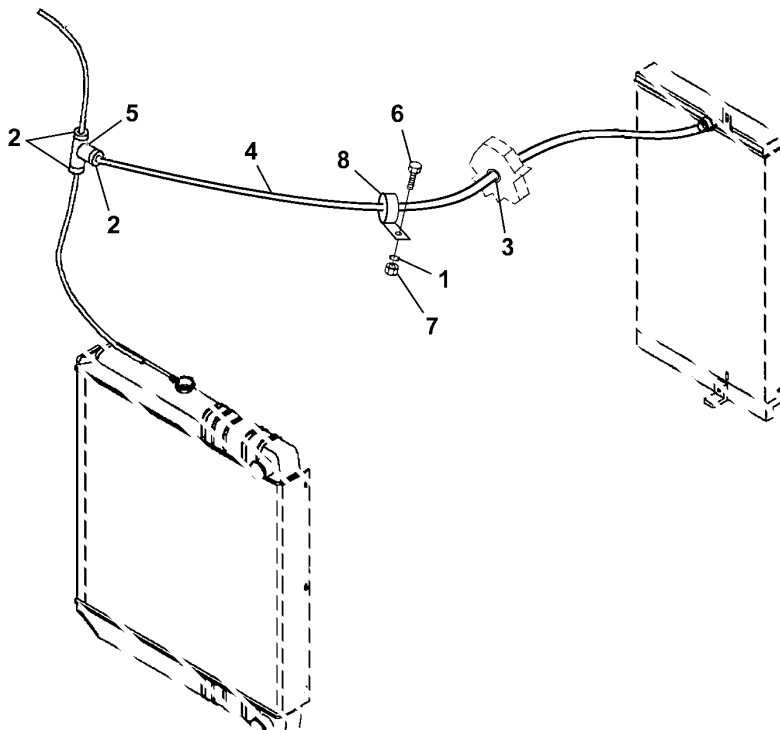
RETURN LINE, DRILL

KEY	PART NO.	PART NAME	QTY	SERIAL NO.	REMARKS
1	AT369215	FITTING	1		
2	AT188893	HYDRAULIC HOSE - FABRICATE	1		
3	T20926	TEE FITTING	1		
4	AE24616	ELBOW FITTING	1		
5	4190HPP	CLAMP	2		
6	AT188894	HOSE	1		
7	R44795	ADAPTER	2		
8	AT187856	QUICK COUPLER	1		
9	AT187855	QUICK COUPLER	1		
10	AT188895	HYDRAULIC HOSE - FABRICATE	1		
11	CPH-4	HOSE	1		
12	R44302	TIE BAND	12		
13	38H1042	TEE FITTING	1		
14	AT188897	HOSE	1		
15	TH108302	CLAMP	2		

MEMORANDA

TP66758 -UN-21OCT99

COOLANT KIT

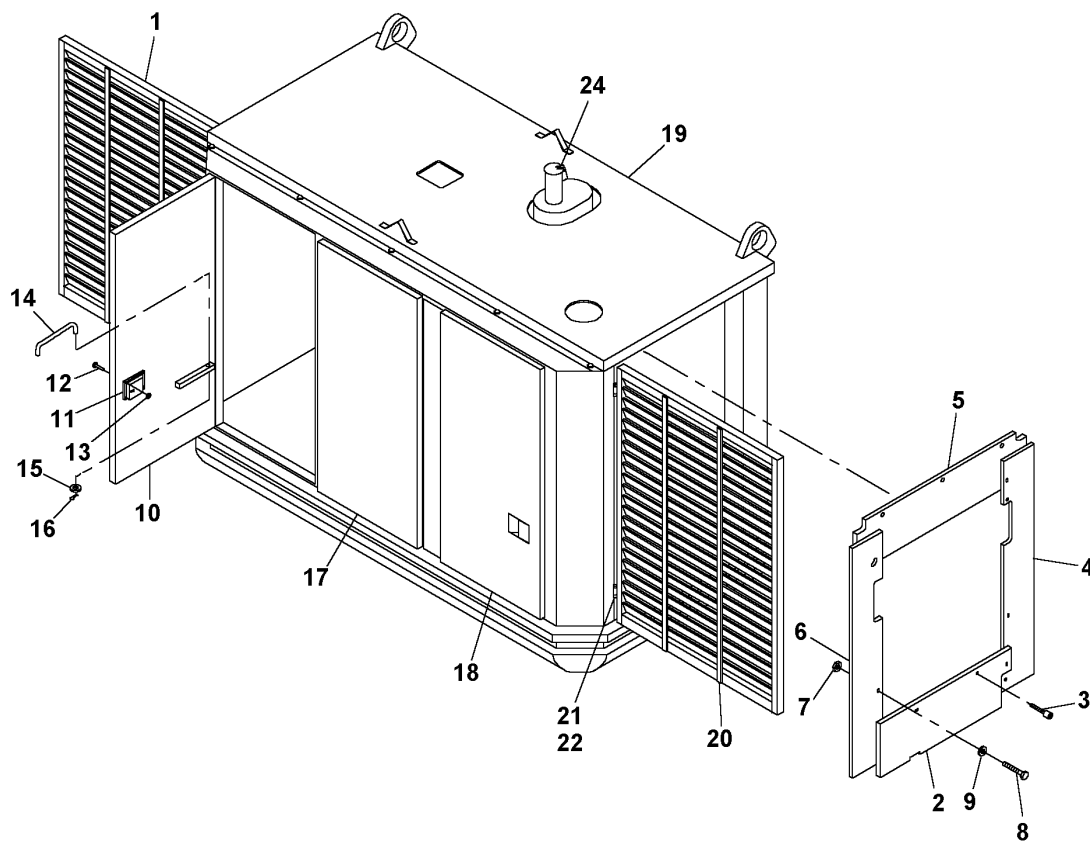


KEY	TP66758 PART NO.	PART NAME	QTY	SERIAL NO.	REMARKS
1	24H1219	WASHER	1		
2	AR21836	CLAMP	3		7/16" X 1" X 0.083"
3	201430	GROMMET	1		
4	T79477	HYDRAULIC HOSE - FABRICATE	1		
5	N192783	TEE FITTING	1		
6	19M7402	CAP SCREW	1		M10 X 25
7	14M7400	LOCK NUT	1		M10
8	T118385	CLAMP	1		

TP66765

-UN-22OCT99

COMPRESSOR HOOD/DOORS/BAFFLE/GRILL



TP66765

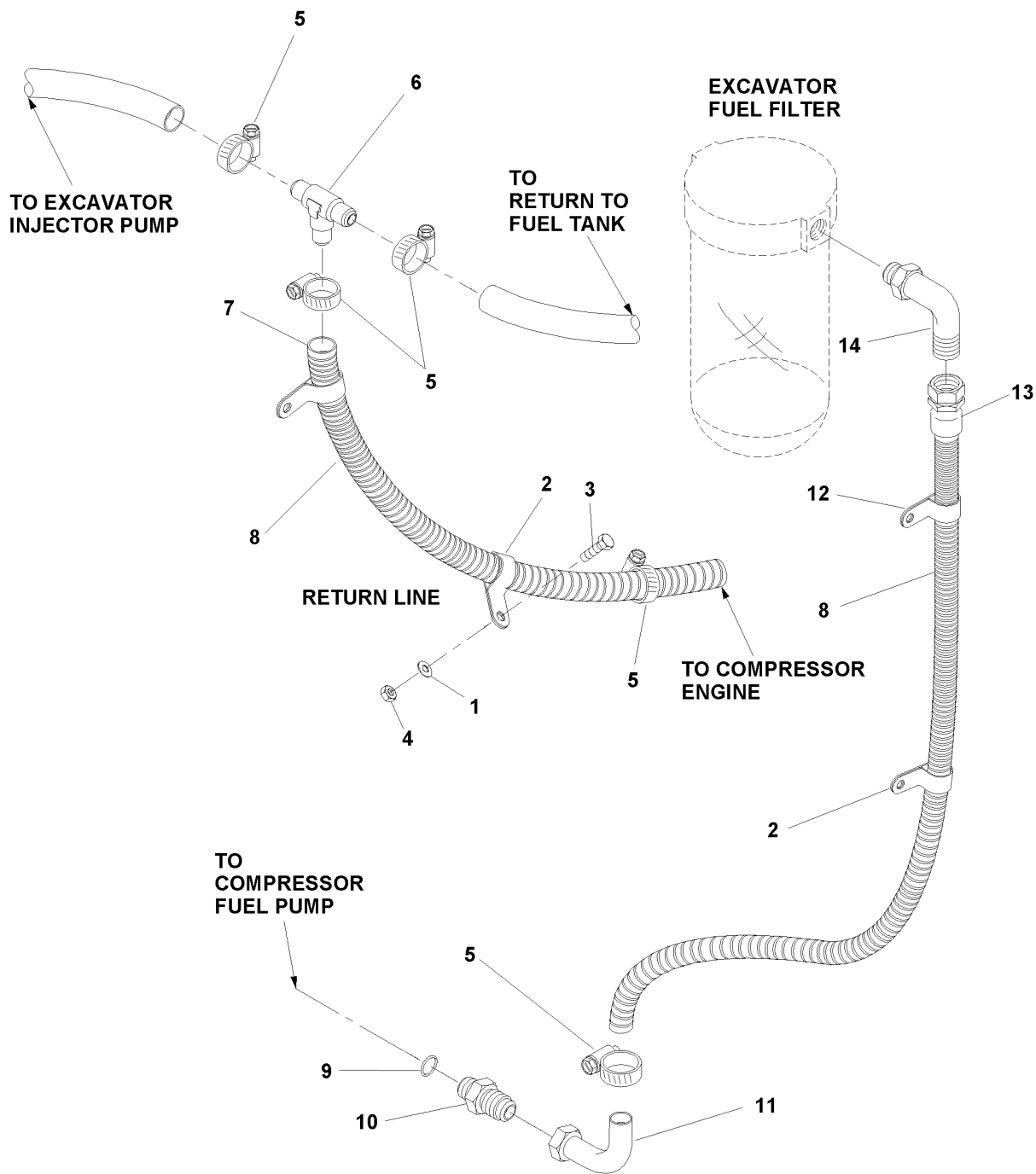
COMPRESSOR

COMPRESSOR HOOD/DOORS/BAFFLE/GRILL

KEY	PART NO.	PART NAME	QTY	SERIAL NO.	REMARKS
1	303422	GRILLE	1		
2	113849	ISOLATOR	1		(BOTTOM BAFFLE)
	990006	RUBBER MOUNT	12		
3	19M7407	CAP SCREW	5		M8 X 25
4	113850	ISOLATOR	1		(FRONT BAFFLE)
	990006	RUBBER MOUNT	11		
5	113852	ISOLATOR	2		(TOP BAFFLE)
6	113851	ISOLATOR	1		(REAR BAFFLE)
	990006	RUBBER MOUNT	8		
7	14M7476	NUT	5		M27
8	100804016	SCREW	5		
9	24M7207	WASHER	15		8.400 X 24 X 2 MM
10	500693	DOOR	1		(LEFT REAR)
11	AT214010	LOCK	2		
	AT147803	KEY	2		
12	M63200	RIVET	12		
13	24M7027	WASHER	12		5.300 X 10 X 1 MM
14	AT217838	PIN	3		
15	24M7055	WASHER	3		8.400 X 16 X 1.600 MM
16	H132922	COTTER PIN	3		
17	500677	DOOR	1		(MIDDLE REAR)
18	500694	DOOR	1		(RIGHT REAR)
19	500676	HOOD	1		
20	303410	GRILLE	1		
21	19M8011	BRACKET	8		M12 X 30, (NOT ILLUSTRATED)
22	24H1211	WASHER	8		9/16" X 1-3/8" X 0.105"
23	203457	CAP	1		4.5", (USED ON EXCAVATOR EXHAUST PIPE) (NOT ILLUSTRATED)
24	AR86598	CAP	1		3"

TP66766 -UN-26OCT99

KIT, FUEL LINES, COMPRESSOR - EXCAVATOR



TP66766

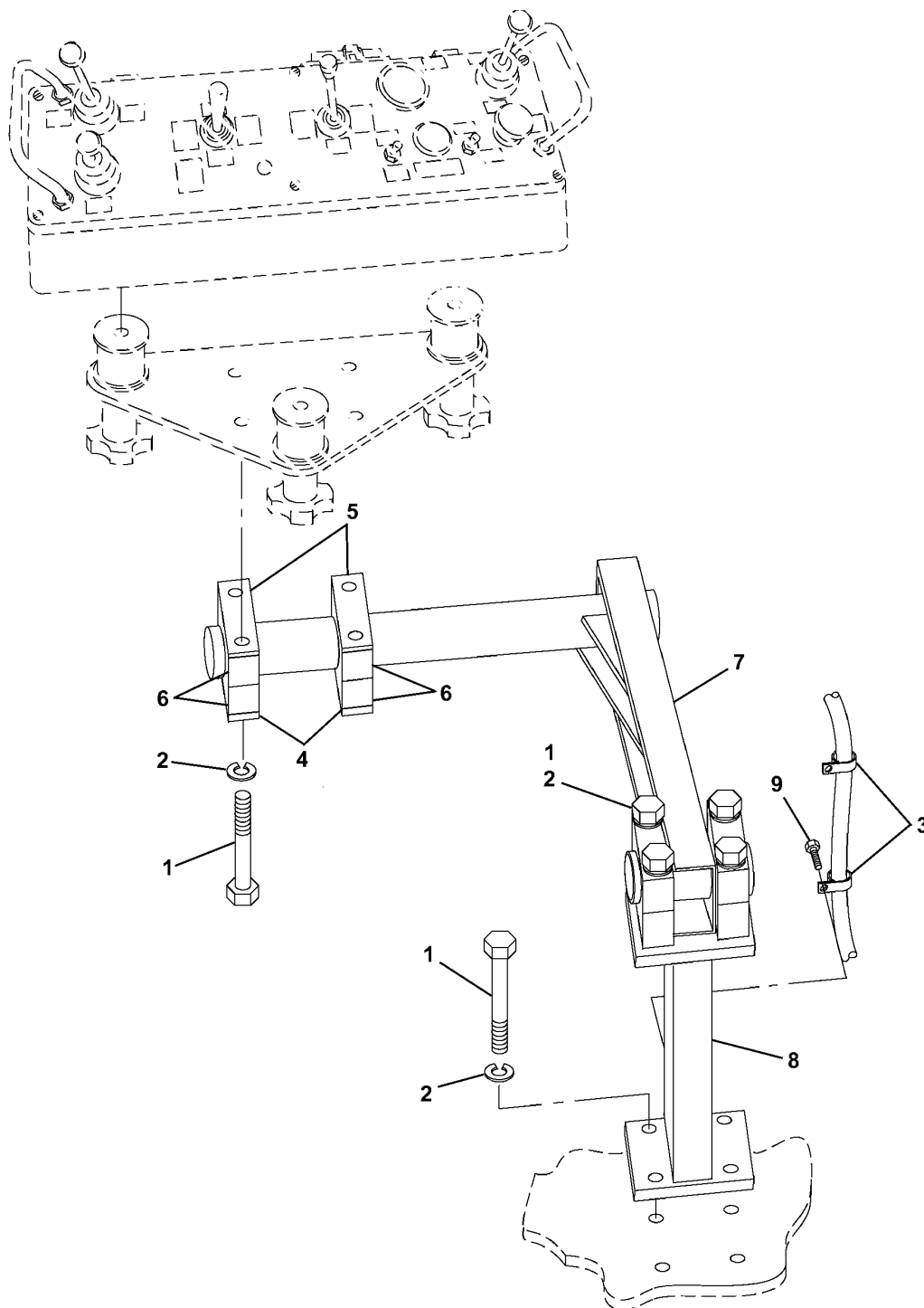
KIT, FUEL LINES, COMPRESSOR - EXCAVATOR

KEY	PART NO.	PART NAME	QTY	SERIAL NO.	REMARKS
1	24M7207	WASHER	1		
2	R46667	CLAMP	1		
3	901808025	BOLT	1		
4	14M7426	LOCK NUT	1		
5	AR21836	CLAMP	5		
6	T120343	TEE FITTING	1		
7	TY22559	HOSE	1		
8	T83427	CONDUIT	12		
9	R500270	FITTING	1		
10	R500271	O-RING	1		
11	RE60242	FUEL LINE	1		
12	202420	CLAMP	1		
13	AT189087	HYDRAULIC HOSE - FABRICATE	1		(GR MANUFACTURING PART)
14	38H5022	ELBOW FITTING	1		

TP66935

-UN-21OCT99

ROCK DRILL ELECTRIC/CONSOLE MOUNT



TP66935

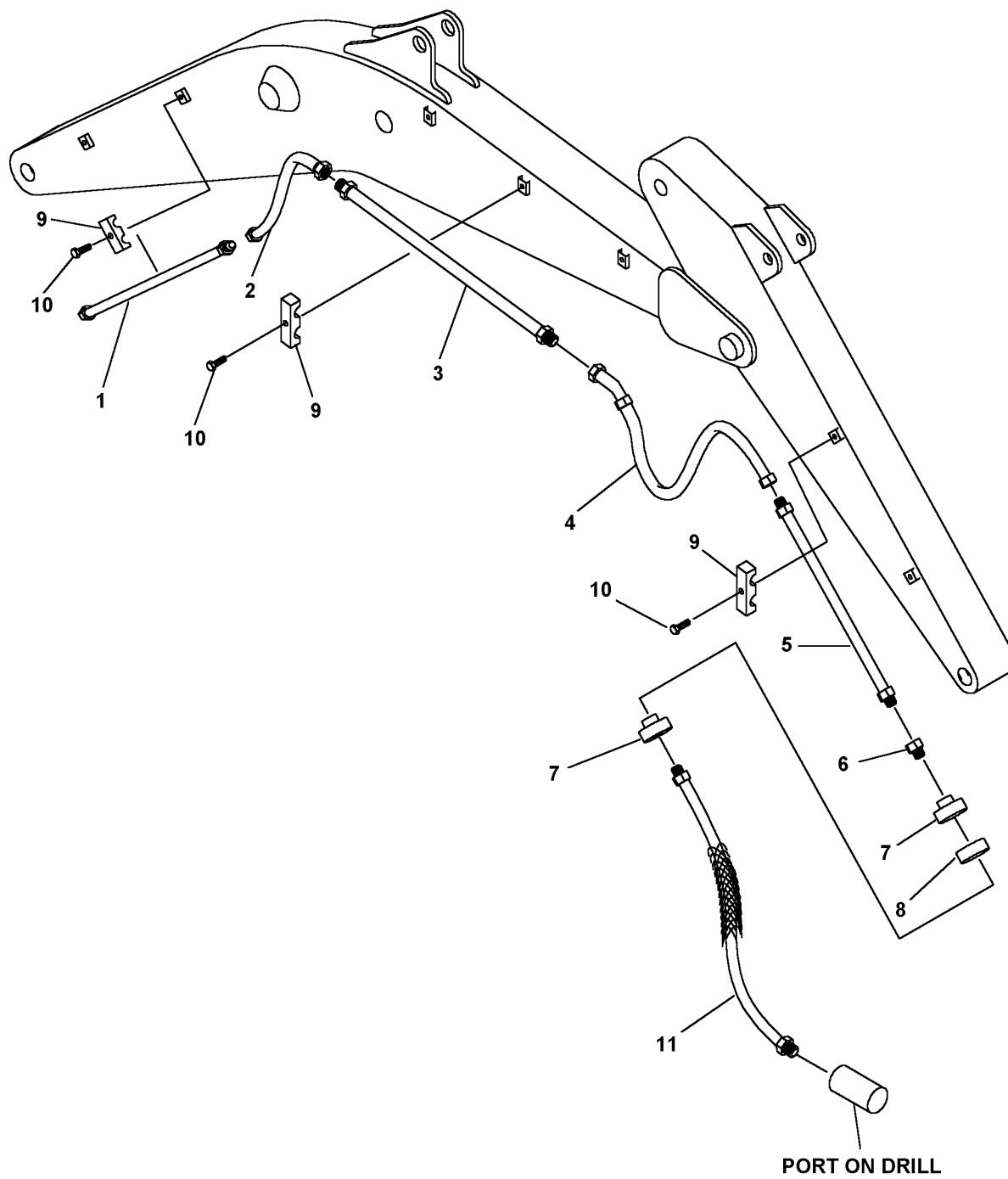
COMPRESSOR

ROCK DRILL ELECTRIC/CONSOLE MOUNT

KEY	PART NO.	PART NAME	QTY	SERIAL NO.	REMARKS
1	19H2732	CAP SCREW	8		3/8" X 2-3/4"
2	24H1219	WASHER	10		7/16" X 1" X 0.083"
3	T28949	CLAMP	2		
4	T166674	PLATE	4		
5	T166675	PLATE	4		
6	X5381-HPP	CLAMP	4		
7	303968	SUPPORT	1		(UPPER CONSOLE MOUNT)
8	303969	SUPPORT	1		(LOWER CONSOLE MOUNT)
9	19M7938	CAP SCREW	2		M10 X 20

TP66761 -UN-21OCT99

AIR LINE



TP66761

COMPRESSOR

AIR LINE

KEY	PART NO.	PART NAME	QTY	SERIAL NO.	REMARKS
1	AT186556	OIL LINE	1		
2	AT188854	HOSE	1		
3	AT186558	OIL LINE	1		
4	AT188855	HOSE	1		
5	AT186727	LINE	1		
6	X0201-20-16	FITTING	1		
7	203380	FITTING	2		(UPPER CONSOLE MOUNT)
8	203382	COVER	1		(LOWER CONSOLE MOUNT)
9	X5381-HPP	CLAMP	7		
10	19H2732	CAP SCREW	14		3/8" X 2-3/4"
11	AT188856	HOSE	1		

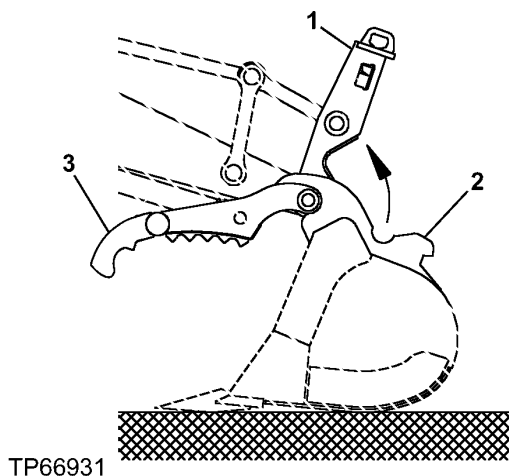
MEMORANDA

ORDER REPAIR AND REPLACEMENT PARTS FROM SECTION 3301A-3362A USING JOHN DEERE CAGE CODE 1J955.

MEMORANDA

TP66931 -UN-21OCT99

ATTACHMENTS

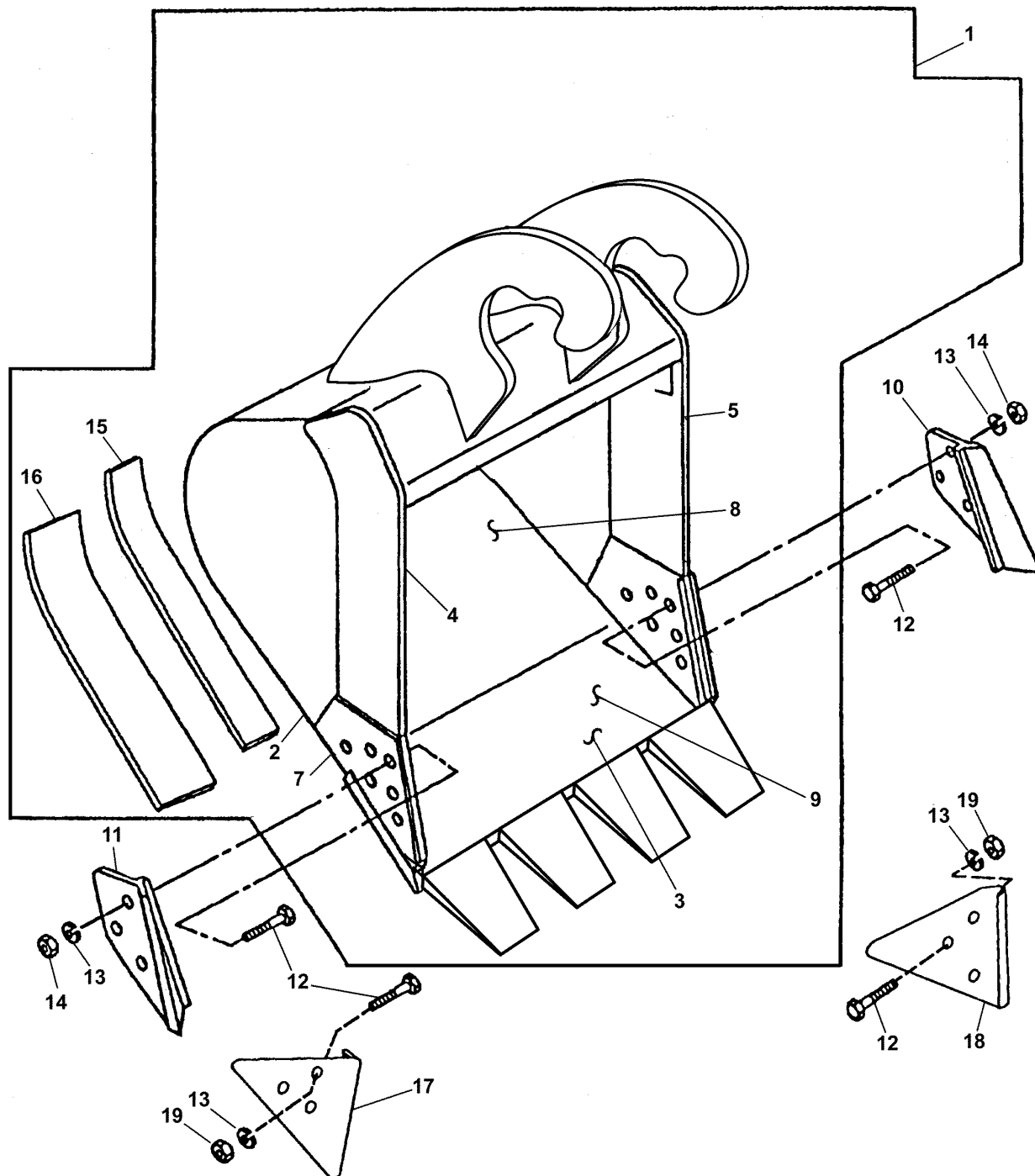


KEY	PART NO.	PART NAME	QTY	SERIAL NO.	REMARKS
1	AT188688	LATCH	1		(QUICK LATCH W/KIT)
2	AT188616	BRACKET	1		
3	AT188611	CLAMP	1		(MATERIAL CLAMP ASSEMBLY)
..	AT188613	KIT	1		(HYDRAULIC, CENTRAL FABRICATORS F/HYEX)

MEMORANDA

BUCKET
(42 INCH HEAVY DUTY)
(ALSO ORDER BUCKET TOOTH ASSEMBLIES)

TP61554 -UN-21OCT99



TP61554

**BUCKET
(42 INCH HEAVY DUTY)
(ALSO ORDER BUCKET TOOTH ASSEMBLIES)**

KEY	PART NO.	PART NAME	QTY	SERIAL NO.	REMARKS
1	AT188607	EXCAVATOR BUCKET	1		(42 INCH - 1.63 CUBIC YARD, HEAVY DUTY) (AVAILABLE TOOTH ASSEMBLIES ON SEPARATE PAGE) CENTRAL FABRICATORS PART NO. C909325-623327
2	307047	PLATE	2		(F) (RIGHT AND LEFT SIDE)
3	AT131090	CUTTING EDGE	1		(CUT TO LENGTH)
4	300483	VERTICAL CUTTER	1		(F) (UPPER RIGHT SIDE CUTTER)
5	300484	VERTICAL CUTTER	1		(F) (UPPER LEFT SIDE CUTTER)
6	300482	VERTICAL CUTTER	1		(F) (LEFT SIDE CUTTER INSERT)
7	300481	VERTICAL CUTTER	1		(F) (RIGHT SIDE CUTTER INSERT)
8	600286	MOLDBOARD	1		(F) (UPPER MOLDBOARD - 42 INCH BUCKET)
9	600291	MOLDBOARD	1		(F) (LOWER MOLDBOARD - 42 INCH BUCKET)
10	CUTTING EDGE	1		(K) (SUB AT131080) (LEFT)
11	CUTTING EDGE	1		(K) (SUB AT131080) (RIGHT)
12	09H1770	BOLT	6		(K) 7/8" X 2-1/2", (K2)
13	12H245	LOCK WASHER	6		(K) 7/8", (K2)
14	14H1077	NUT	6		(K) 7/8"
15	307048	BAR	1		(F) (INNER WEAR)
16	300479	BAR	2		(F) (OUTER WEAR)
17	SHROUD	1		(WEAR SHROUD) (SUB AT167874) (K2)
18	SHROUD	1		(WEAR SHROUD) (SUB AT167874) (K2)
19	14H1044	NUT	6		22.225 MM (7/8") (K2)

(K) AT131080

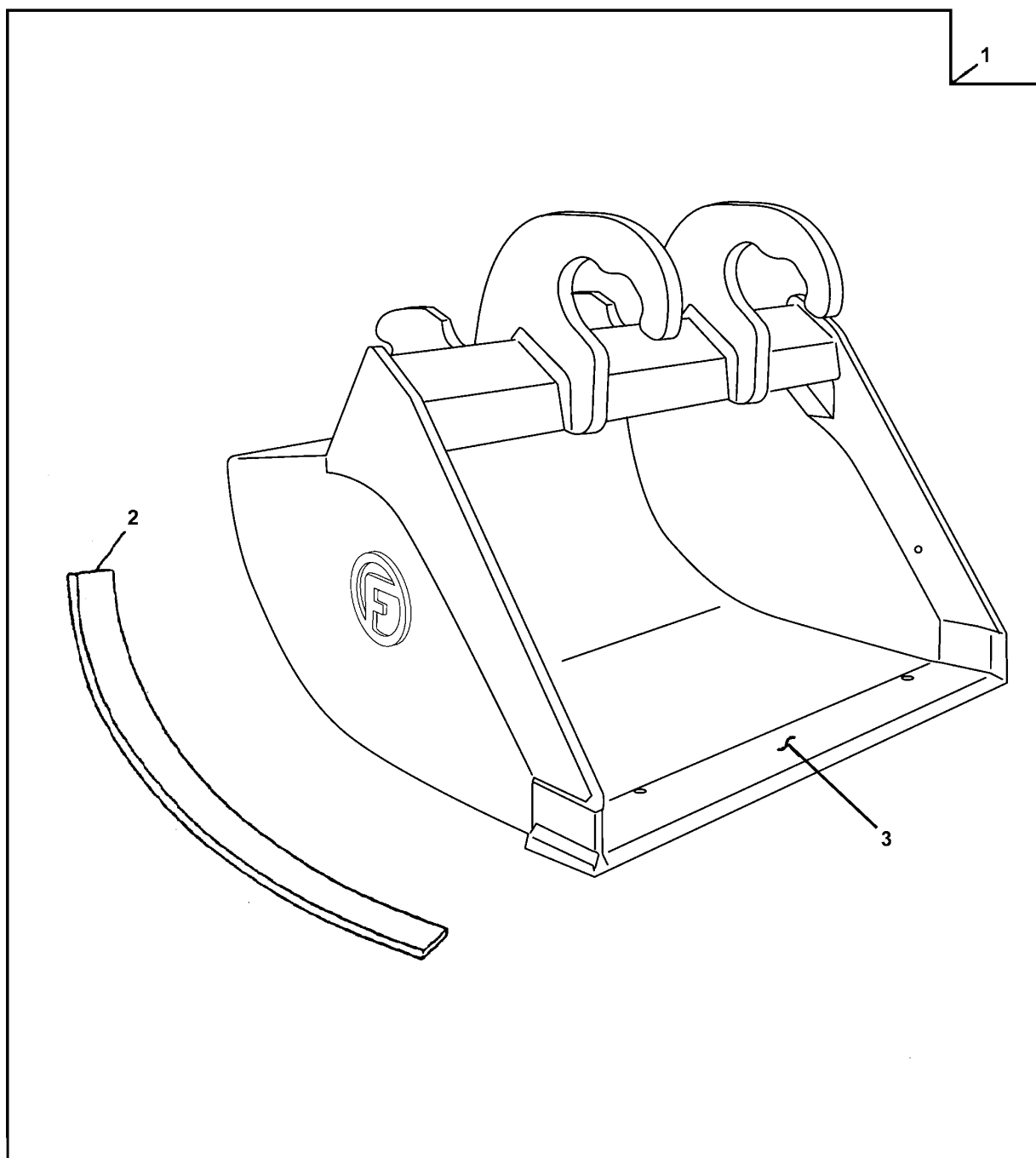
(K2) AT167874

(F) CENTRAL FABRICATORS' PARTS. JOHN DEERE DEALER ORDER DIRECTLY FROM CENTRAL FABRICATORS.

BUCKET
(DITCH CLEANING)

TP61557

-UN-19APR99



TP61557

**BUCKET
(DITCH CLEANING)**

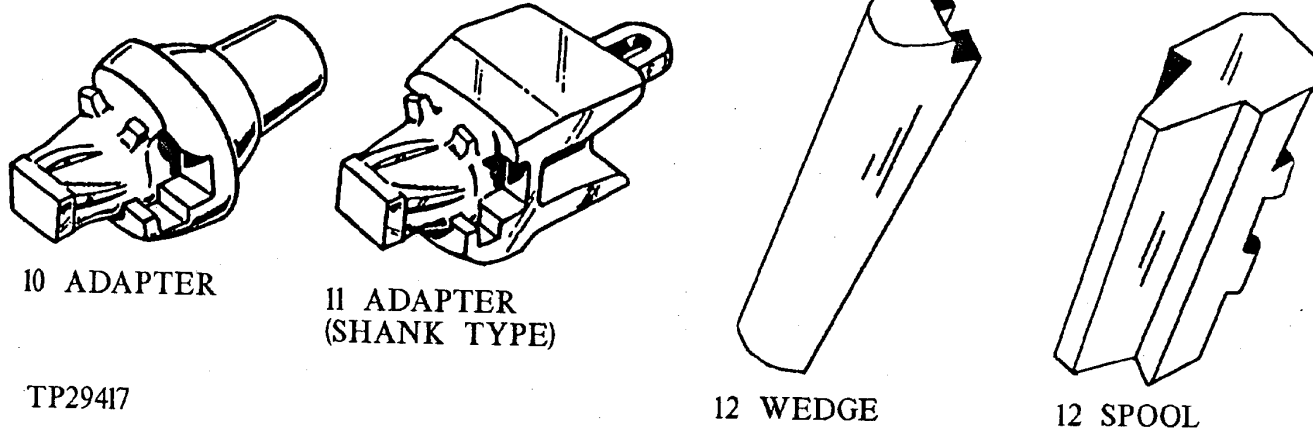
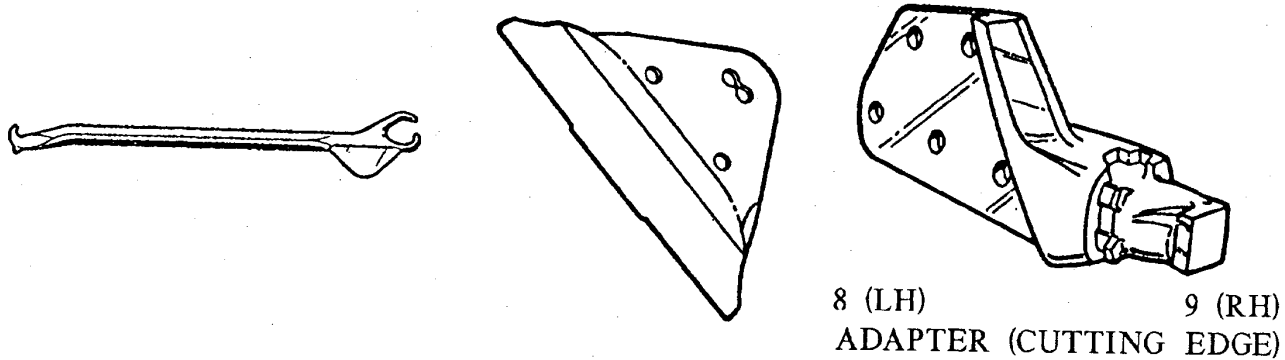
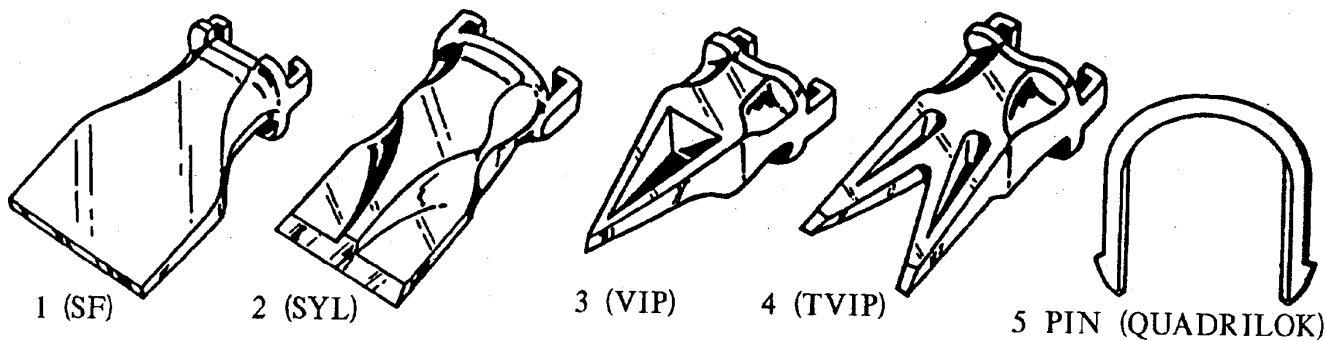
2 2
3 3
0 0
L R
C /
R D

KEY	PART NO.	PART NAME	QTY	SERIAL NO.		REMARKS
1	AT188608	EXCAVATOR BUCKET	1		X	(F) (60 INCH, 1.75 CUBIC YARD) CENTRAL FABRICATORS PART NO. C909323-623315
2	300292	BAR	4		X	(F) (WEAR STRIP)
3	CUTTING EDGE	1		X	(CUT TO LENGTH FROM AT131089 BULK MATERIAL)

(F) CENTRAL FABRICATORS' PARTS. JOHN DEERE DEALER ORDER DIRECTLY FROM CENTRAL FABRICATORS.

TP29417 -UN-01JAN94

ESCO BUCKET CUTTING EDGES, TEETH AND ADAPTERS



TP29417

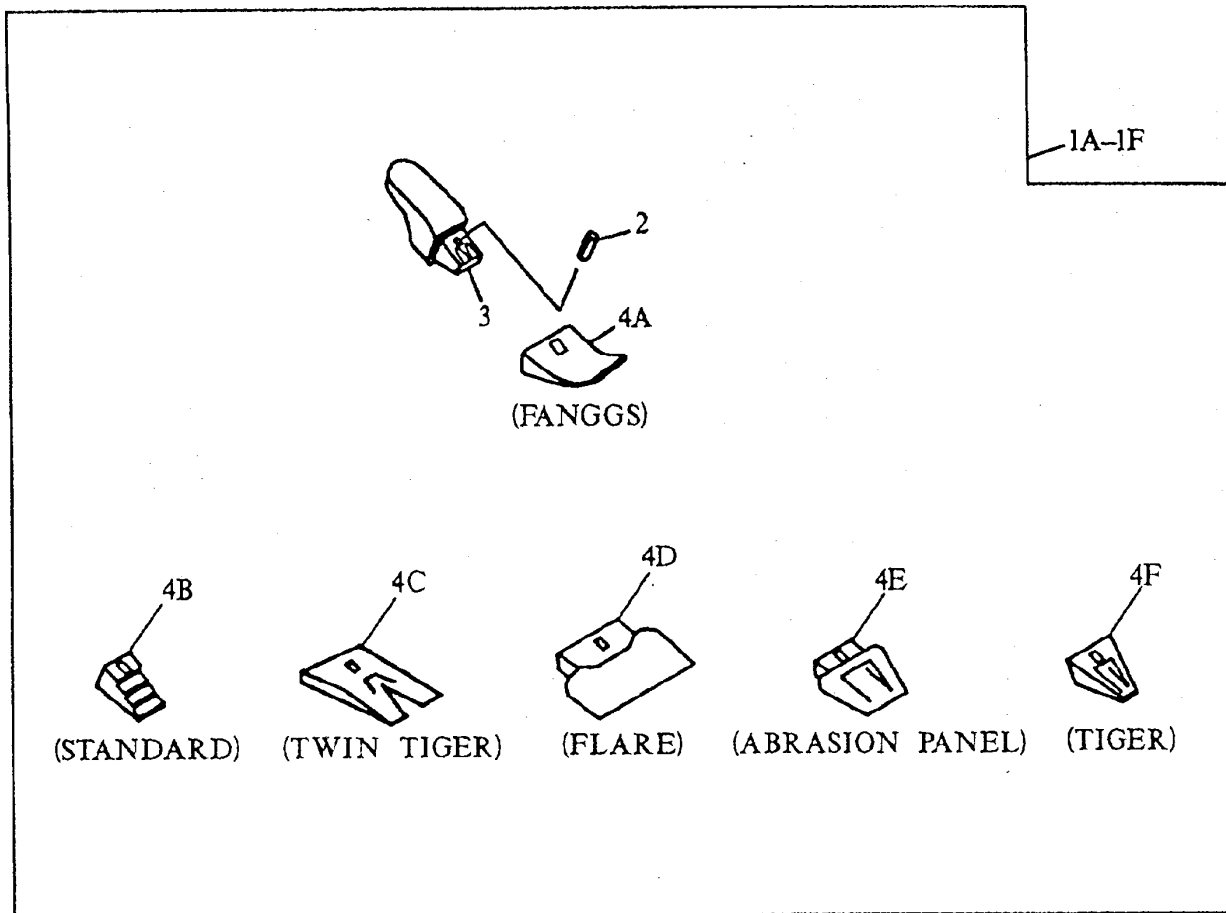
ESCO BUCKET CUTTING EDGES, TEETH AND ADAPTERS

KEY	PART NO.	PART NAME	QTY	SERIAL NO.	REMARKS
1	EX21S5F	TOOTH	AR		
2	EX21SYL	TOOTH	AR		
	EX47SYL	TOOTH	AR		
	EX27SYL	TOOTH	AR		
	EX37SYL	TOOTH	AR		
3	EX21VIP	TOOTH	AR		
4	EX21TVIP	TOOTH	AR		
5	EX21LK	PIN	AR		
	EX47LK	PIN	AR		
	EX27LK	PIN	AR		
	EX37LK	PIN	AR		
	EX27VPN	PIN	AR		
6	EX21-27QRT	TOOL	AR		
7	EX31329-X	CUTTING EDGE	AR		
8	EX1550-21	ADAPTER	AR		
9	EX1551-21	ADAPTER	AR		
10	EX360-21	ADAPTER	AR		
11	EX119-21	ADAPTER	AR		
	EX129A-37	ADAPTER	AR		
	EX5824-37	SHANK	AR		
	EX1829A-47	SHANK	AR		
	EX4894-21	SHANK	AR		
	EX5850-27V	SHANK	AR		
	EX5854-21	SHANK	AR		
	EX119-27	ADAPTER	AR		
12	EX29W1	WEDGE	AR		
	EX20W1	WEDGE	AR		
13	EX20SP	SPOOL	AR		
	EX29SP	SPOOL	AR		
14	EX27VPL	PLUG	AR	(NOT ILLUSTRATED)	

GENERAL PURPOSE BUCKET TOOTH ASSEMBLY
(24, 30, 36, 42 OR 48 INCH BUCKET)

TP45276

-UN-01JAN94



ORDER 3 SETS WITH 24 INCH BUCKET

ORDER 4 SETS WITH 30 INCH BUCKET

ORDER 5 SETS WITH 36 INCH BUCKET

ORDER 5 SETS WITH 42 INCH BUCKET

TP45276

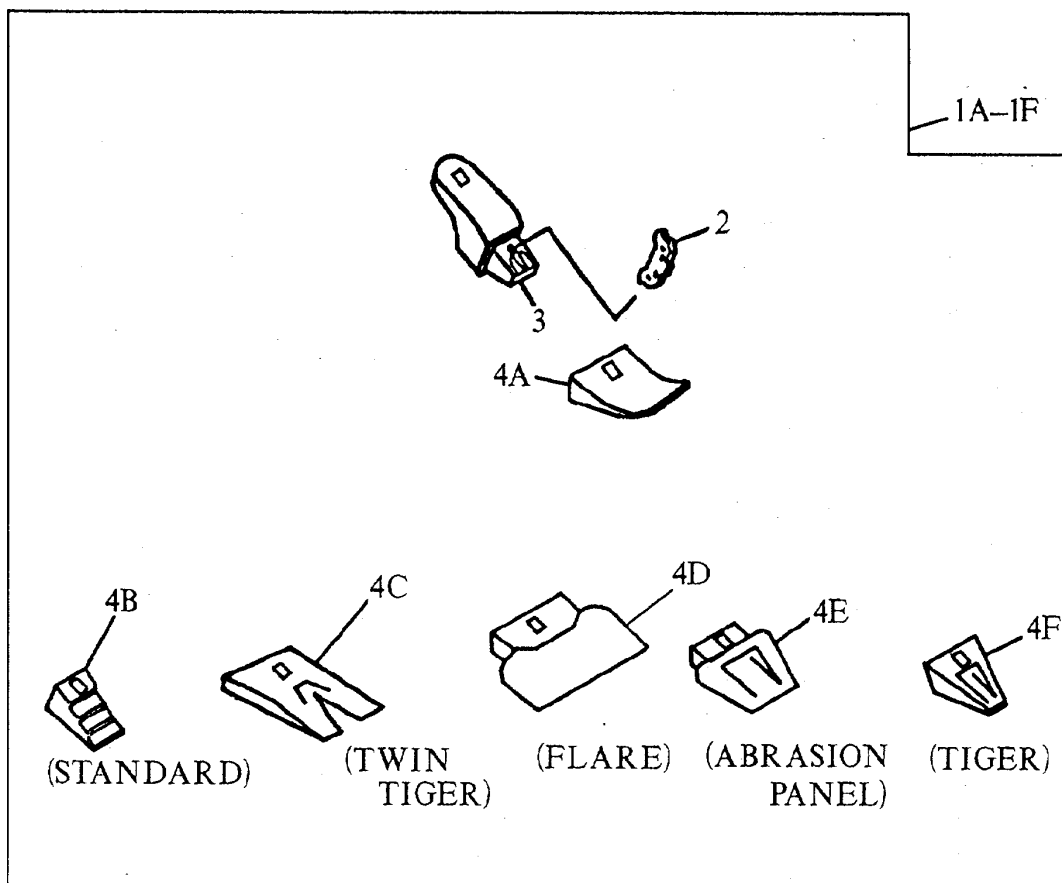
ORDER 6 SETS WITH 48 INCH BUCKET

GENERAL PURPOSE BUCKET TOOTH ASSEMBLY
(24, 30, 36, 42 OR 48 INCH BUCKET)

KEY	PART NO.	PART NAME	QTY	SERIAL NO.	REMARKS
1A	AT163538	TOOTH	1		(FANGGS 310 TOOTH ASSEMBLY)
	AT178530	TOOTH	1		(FANGGS 330 TOOTH ASSEMBLY)
1B	AT163539	TOOTH	1		(STANDARD 310 TOOTH ASSEMBLY)
	AT178532	TOOTH	1		(STANDARD 330 TOOTH ASSEMBLY)
1C	AT163543	TOOTH	1		(TWIN TIGER 310 TOOTH ASSEMBLY)
	AT178536	TOOTH	1		(TWIN TIGER 330 TOOTH ASSEMBLY)
1D	AT163542	TOOTH	1		(FLARE)
1E	AT163541	TOOTH	1		(ABRASION PANEL)
1F	AT163540	TOOTH	1		(TIGER 310 TOOTH ASSEMBLY)
	AT178534	TOOTH	1		(TIGER 330 TOOTH ASSEMBLY)
1G	AT163544	TOOTH	1		(ESCO STANDARD TOOTH ASSEMBLY) (NOT ILLUSTRATED)
1H	AT163547	TOOTH	1		(ESCO TWIN TIGER TOOTH ASSEMBLY) (NOT ILLUSTRATED)
1I	AT163546	TOOTH	1		(ESCO FLARE TOOTH ASSEMBLY) (NOT ILLUSTRATED)
1J	AT163545	TOOTH	1		(ESCO TIGER TOOTH ASSEMBLY) (NOT ILLUSTRATED)
1K	AT167192	TOOTH	1		(CATERPILLAR REPLACEMENT FANGGS TOOTH ASSEMBLY) (NOT ILLUSTRATED)
1L	AT167193	TOOTH	1		(CATERPILLAR REPLACEMENT STANDARD TOOTH ASSEMBLY) (NOT ILLUSTRATED)
1M	AT167195	TOOTH	1		(CATERPILLAR REPLACEMENT TWIN TIGER TOOTH ASSEMBLY) (NOT ILLUSTRATED)
1N	AT167194	TOOTH	1		(CATERPILLAR REPLACEMENT TIGER TOOTH ASSEMBLY) (NOT ILLUSTRATED)
2	TP160L	PIN	1		(USE WITH 310 TOOTH ASSEMBLY)
	TK330	PIN	1		(USE WITH 330 TOOTH ASSEMBLY)
	EX27VPN	PIN	1		(ESCO) (NOT ILLUSTRATED ON THIS PAGE - SEE ESCO TOOTH PAGE)
	T9J2358	PIN	1		(CATERPILLAR REPLACEMENT) (NOT ILLUSTRATED)
3	T153X310	SHANK	1		(USE WITH 310 TOOTH ASSEMBLY)
	T158X330	SHANK	1		(USE WITH 330 TOOTH ASSEMBLY)
	EX5850-27V	SHANK	1		(ESCO) (NOT ILLUSTRATED ON THIS PAGE - SEE ESCO TOOTH PAGE)
	T3G8354	ADAPTER	1		(CATERPILLAR REPLACEMENT) (NOT ILLUSTRATED)
4A	TF310	TOOTH	1		(ALSO ORDER TP160L) (310 FANGGS)
	TF330	TOOTH	1		(330 FANGGS)
4B	TX310	TOOTH	1		(ALSO ORDER TP160L) (310 STANDARD)
	TX330	TOOTH	1		(330 STANDARD)
4C	TX310WT	TOOTH	1		(ALSO ORDER TP160L) (310 TWIN TIGER)
	TX330WT	TOOTH	1		(330 TWIN TIGER)
4D	TX310F	TOOTH	1		(ALSO ORDER TP160L)
4E	TX310AP	TOOTH	1		(ALSO ORDER TP160L)
4F	TT310	TOOTH	1		(ALSO ORDER TP160L) (310 TIGER)
	TT330	TOOTH	1		(330 TIGER)
4G	EX27SYL	TOOTH	1		(ESCO STANDARD) (NOT ILLUSTRATED ON THIS PAGE - SEE ESCO TOOTH PAGE)
4H	EX27TVIP	TOOTH	1		(ESCO TWIN TIGER) (NOT ILLUSTRATED ON THIS PAGE - SEE ESCO TOOTH PAGE)
4I	EX27S6F	TOOTH	1		(ESCO FLARE) (NOT ILLUSTRATED ON THIS PAGE - SEE ESCO TOOTH PAGE)
4J	EX27VIP	TOOTH	1		(ESCO TIGER) (NOT ILLUSTRATED ON THIS PAGE - SEE ESCO TOOTH PAGE)
4K	TF1U3352D	TOOTH	1		(CATERPILLAR REPLACEMENT FANGGS) (NOT ILLUSTRATED)
4L	T1U3352	TOOTH	1		(CATERPILLAR REPLACEMENT STANDARD) (NOT ILLUSTRATED)
4M	TX1U3352WT	TOOTH	1		(CATERPILLAR REPLACEMENT TWIN TIGER) (NOT ILLUSTRATED)
4N	TT1U3352	TOOTH	1		(CATERPILLAR REPLACEMENT TIGER) (NOT ILLUSTRATED)
5	T3G9549	RETAINER	1		(CATERPILLAR REPLACEMENT) (NOT ILLUSTRATED)
6	EX27VPL	PLUG	1		(NOT ILLUSTRATED ON THIS PAGE - SEE ESCO TOOTH PAGE)

HEAVY DUTY HIGH CAPACITY BUCKET TOOTH ASSEMBLY
 (310 SERIES TEETH)
 (24, 30, 36 OR 42 INCH BUCKET)

TP43777 -UN-01JAN94



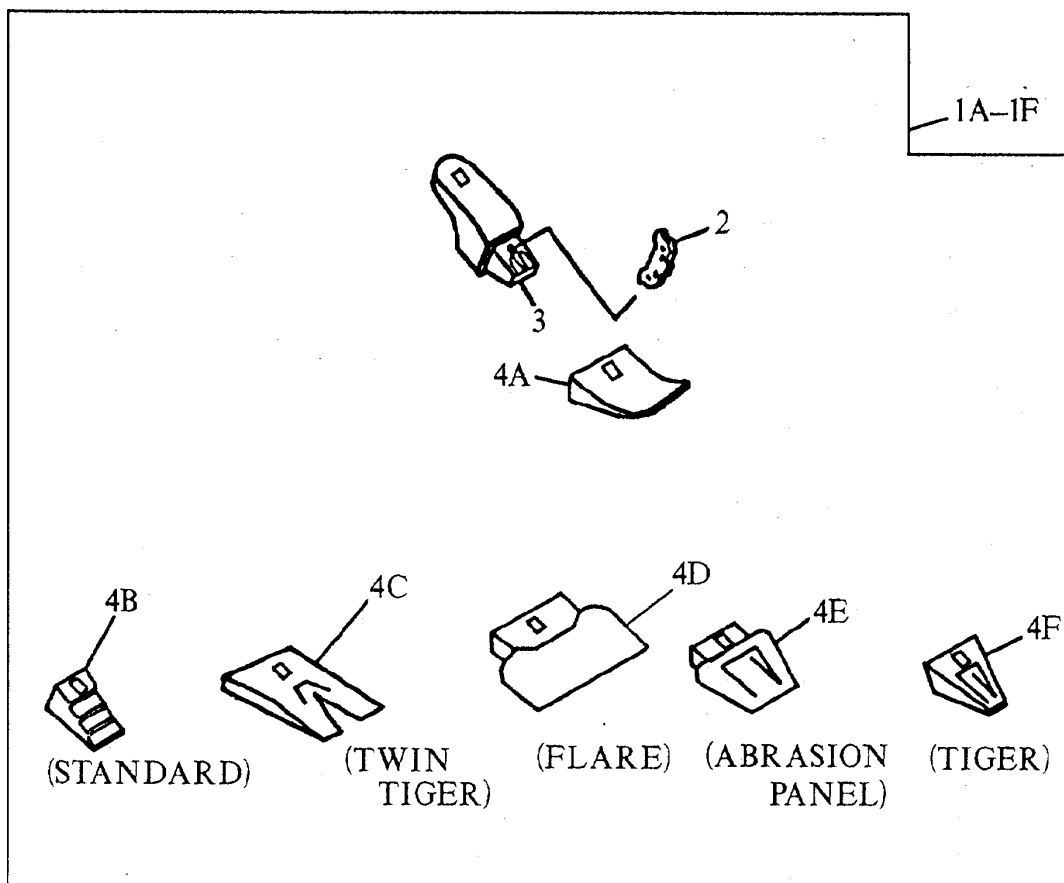
- ORDER 3 SETS WITH EACH 24 INCH BUCKET
- ORDER 4 SETS WITH EACH 30 INCH BUCKET
- ORDER 4 SETS WITH EACH 36 INCH BUCKET
- ORDER 5 SETS WITH EACH 42 INCH BUCKET
- ORDER 6 SETS WITH EACH 48 INCH BUCKET
- ORDER 6 SETS WITH EACH 54 INCH BUCKET
- ORDER 7 SETS WITH EACH 60 INCH BUCKET
- ORDER 7 SETS WITH EACH 66 INCH BUCKET
- TP43777 ORDER 8 SETS WITH EACH 72 INCH BUCKET
- ORDER 7 SETS WITH EACH 84 INCH BUCKET

**HEAVY DUTY HIGH CAPACITY BUCKET TOOTH ASSEMBLY
(310 SERIES TEETH)
(24, 30, 36 OR 42 INCH BUCKET)**

KEY	PART NO.	PART NAME	QTY	SERIAL NO.	REMARKS
1A	AT163538	TOOTH	1	(FANGGS)	
1B	AT163539	TOOTH	1	(STANDARD)	
1C	AT163543	TOOTH	1	(TWIN TIGER)	
1D	AT163542	TOOTH	1	(FLARE)	
1E	AT163541	TOOTH	1	(ABRASION PANEL)	
1F	AT163540	TOOTH	1	(TIGER)	
1G	AT163544	TOOTH	1	(ESCO STANDARD) (NOT ILLUSTRATED)	
1H	AT163547	TOOTH	1	(ESCO TWIN TIGER) (NOT ILLUSTRATED)	
1I	AT163546	TOOTH	1	(ESCO FLARE) (NOT ILLUSTRATED)	
1J	AT163545	TOOTH	1	(ESCO TIGER) (NOT ILLUSTRATED)	
1K	AT167192	TOOTH	1	(CATERPILLAR REPLACEMENT FANGGS) (NOT ILLUSTRATED)	
1L	AT167194	TOOTH	1	(CATERPILLAR REPLACEMENT STANDARD) (NOT ILLUSTRATED)	
2	TP160L	PIN	1		
	EX27VPN	PIN	1	(ESCO VERTALOK) (NOT ILLUSTRATED - SEE ESCO TOOTH PAGE)	
	T9J2358	PIN	1	(CATERPILLAR REPLACEMENT) (NOT ILLUSTRATED)	
3	T153X310	SHANK	1		
	EX5850-27V	SHANK	1	(ESCO VERTALOK) (NOT ILLUSTRATED - SEE ESCO TOOTH PAGE)	
	T6I6354	ADAPTER	1	(CATERPILLAR REPLACEMENT) (NOT ILLUSTRATED)	
4A	TF310	TOOTH	1		
4B	TX310	TOOTH	1		
4C	TX310WT	TOOTH	1		
4D	TX310F	TOOTH	1		
4E	TX310AP	TOOTH	1		
4F	TT310	TOOTH	1		
4G	EX27SYL	TOOTH	1	(ESCO STANDARD) (NOT ILLUSTRATED - SEE ESCO TOOTH PAGE) (SUB FOR EX5824-37, ALONG WITH EX37VPL AND EX37VPN)	
4H	EX27TVIP	TOOTH	1	(ESCO TWIN TIGER) (NOT ILLUSTRATED - SEE ESCO TOOTH PAGE)	
4I	EX27S6F	TOOTH	1	(ESCO FLARE) (NOT ILLUSTRATED - SEE ESCO TOOTH PAGE)	
4J	EX27VIP	TOOTH	1	(ESCO TIGER) (NOT ILLUSTRATED - SEE ESCO TOOTH PAGE)	
4K	TF1U3352D	TOOTH	1	(CATERPILLAR REPLACEMENT FANGGS) (NOT ILLUSTRATED)	
4L	TT1U3352	TOOTH	1	(CATERPILLAR REPLACEMENT STANDARD) (NOT ILLUSTRATED)	
5	EX27VPL	PLUG	1	(NOT ILLUSTRATED - SEE ESCO TOOTH PAGE)	
	T3G9549	RETAINER	1	(CATERPILLAR REPLACEMENT) (NOT ILLUSTRATED)	

HEAVY DUTY HIGH CAPACITY BUCKET TOOTH ASSEMBLY
 (400 SERIES TEETH)
 (24, 30, 36 OR 42 INCH BUCKET)

TP43777 -UN-01JAN94



- ORDER 3 SETS WITH EACH 24 INCH BUCKET
- ORDER 4 SETS WITH EACH 30 INCH BUCKET
- ORDER 4 SETS WITH EACH 36 INCH BUCKET
- ORDER 5 SETS WITH EACH 42 INCH BUCKET
- ORDER 6 SETS WITH EACH 48 INCH BUCKET
- ORDER 6 SETS WITH EACH 54 INCH BUCKET
- ORDER 7 SETS WITH EACH 60 INCH BUCKET
- ORDER 7 SETS WITH EACH 66 INCH BUCKET
- TP43777 ORDER 8 SETS WITH EACH 72 INCH BUCKET
- ORDER 7 SETS WITH EACH 84 INCH BUCKET

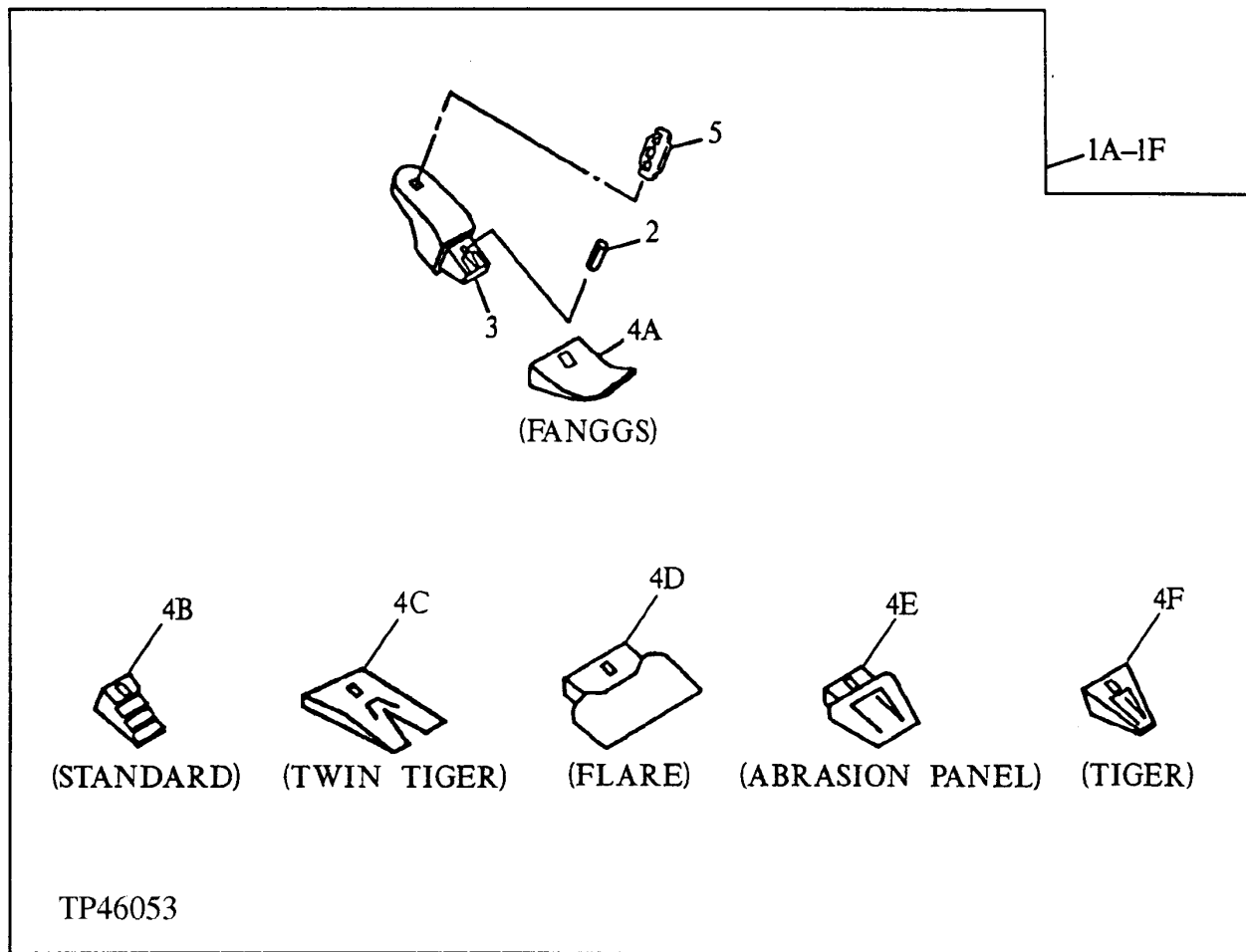
HEAVY DUTY HIGH CAPACITY BUCKET TOOTH ASSEMBLY
(400 SERIES TEETH)
(24, 30, 36 OR 42 INCH BUCKET)

KEY	PART NO.	PART NAME	QTY	SERIAL NO.	REMARKS
1A	AT163548	TOOTH	1		(FANGGS)
1B	AT163549	TOOTH	1		(STANDARD)
1C	AT163553	TOOTH	1		(TWIN TIGER)
1D	AT163552	TOOTH	1		(FLARE)
1E	AT163551	TOOTH	1		(ABRASION PANEL)
1F	AT163550	TOOTH	1		(TIGER) REPLACEMENT TOOTH FOR MODEL 230 LCR
1G	AT163554	TOOTH	1		(ESCO STANDARD) (NOT ILLUSTRATED)
1H	AT163557	TOOTH	1		(ESCO TWIN TIGER) (NOT ILLUSTRATED)
1I	AT163556	TOOTH	1		(ESCO FLARE) (NOT ILLUSTRATED)
1J	AT163555	TOOTH	1		(ESCO TIGER) (NOT ILLUSTRATED)
1K	AT167196	TOOTH	1		(CATERPILLAR REPLACEMENT FANGGS) (NOT ILLUSTRATED)
1L	AT167197	TOOTH	1		(CATERPILLAR REPLACEMENT STANDARD) (NOT ILLUSTRATED)
2	TP400HD	PIN	1		
	EX37VPN	PIN	1		(ESCO VERTALOK) (NOT ILLUSTRATED - SEE ESCO TOOTH PAGE)
	T1U1458	PIN	1		(CATERPILLAR REPLACEMENT) (NOT ILLUSTRATED)
3	T802X400	SHANK	1		
	EX5856-37V	SHANK	1		(ESCO VERTALOK) (NOT ILLUSTRATED - SEE ESCO TOOTH PAGE)
	T1U1454	ADAPTER	1		(CATERPILLAR REPLACEMENT) (NOT ILLUSTRATED)
4A	TF400	TOOTH	1		
4B	TX400	TOOTH	1		
4C	TX400WT	TOOTH	1		
4D	TX400F	TOOTH	1		
4E	TX400AP	TOOTH	1		
4F	TT400	TOOTH	1		
4G	EX37SYL	TOOTH	1		(ESCO STANDARD) (NOT ILLUSTRATED - SEE ESCO TOOTH PAGE)
4H	EX37VIP	TOOTH	1		(ESCO TWIN TIGER) (NOT ILLUSTRATED - SEE ESCO TOOTH PAGE)
4I	EX37S7F	TOOTH	1		(ESCO FLARE) (NOT ILLUSTRATED - SEE ESCO TOOTH PAGE)
4J	EX37VIP	TOOTH	1		(ESCO TIGER) (NOT ILLUSTRATED - SEE ESCO TOOTH PAGE)
4K	TF9W8452D	TOOTH	1		(CATERPILLAR REPLACEMENT FANGGS) (NOT ILLUSTRATED)
4L	T9W8452	TOOTH	1		(CATERPILLAR REPLACEMENT STANDARD) (NOT ILLUSTRATED)
5	EX37VPL	PLUG	1		(NOT ILLUSTRATED - SEE ESCO TOOTH PAGE)
	T3G9549	RETAINER	1		(CATERPILLAR REPLACEMENT) (NOT ILLUSTRATED)

SEVERE DUTY CAST LIP BUCKET TOOTH ASSEMBLY
(36 OR 42 INCH BUCKET)

TP46053

-UN-24SEP94



ORDER 5 SETS WITH 36 INCH BUCKET

ORDER 6 SETS WITH 42 INCH BUCKET

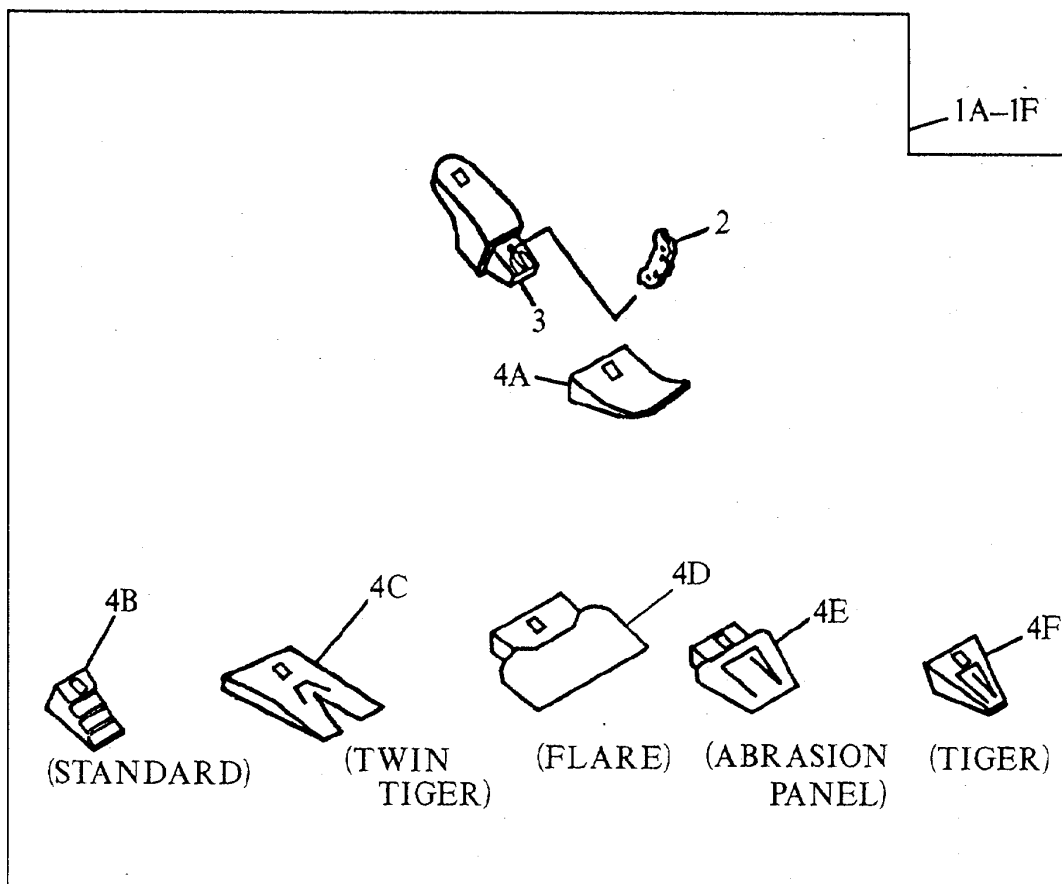
SEVERE DUTY CAST LIP BUCKET TOOTH ASSEMBLY
(36 OR 42 INCH BUCKET)

KEY	PART NO.	PART NAME	QTY	SERIAL NO.	REMARKS
1A	AT163548	TOOTH	1		(FANGGS)
1B	AT163549	TOOTH	1		(STANDARD)
1C	AT163553	TOOTH	1		(TWIN TIGER)
1D	TOOTH	1		(FLARE) (NOT AVAILABLE FOR THIS BUCKET)
1E	AT163551	TOOTH	1		(ABRASION PANEL)
1F	AT163550	TOOTH	1		(TIGER)
2	TP400HD	PIN	1		
3	T802X400	SHANK	1		
4A	TF400	TOOTH	1		
4B	TX400	TOOTH	1		
4C	TX400WT	TOOTH	1		
4D	TOOTH	1		(NOT AVAILABLE FOR THIS BUCKET)
4E	TX400AP	TOOTH	1		
4F	TT400	TOOTH	1		
5	SHAFT KEY	1		(TP136 NO LONGER REQUIRED)

SEVERE DUTY PLATE LIP BUCKET TOOTH ASSEMBLY
(30, 36 OR 42 INCH BUCKET)

TP43777

-UN-01JAN94



- ORDER 3 SETS WITH EACH 24 INCH BUCKET
- ORDER 4 SETS WITH EACH 30 INCH BUCKET
- ORDER 4 SETS WITH EACH 36 INCH BUCKET
- ORDER 5 SETS WITH EACH 42 INCH BUCKET
- ORDER 6 SETS WITH EACH 48 INCH BUCKET
- ORDER 6 SETS WITH EACH 54 INCH BUCKET
- ORDER 7 SETS WITH EACH 60 INCH BUCKET
- ORDER 7 SETS WITH EACH 66 INCH BUCKET
- ORDER 8 SETS WITH EACH 72 INCH BUCKET
- ORDER 7 SETS WITH EACH 84 INCH BUCKET

TP43777

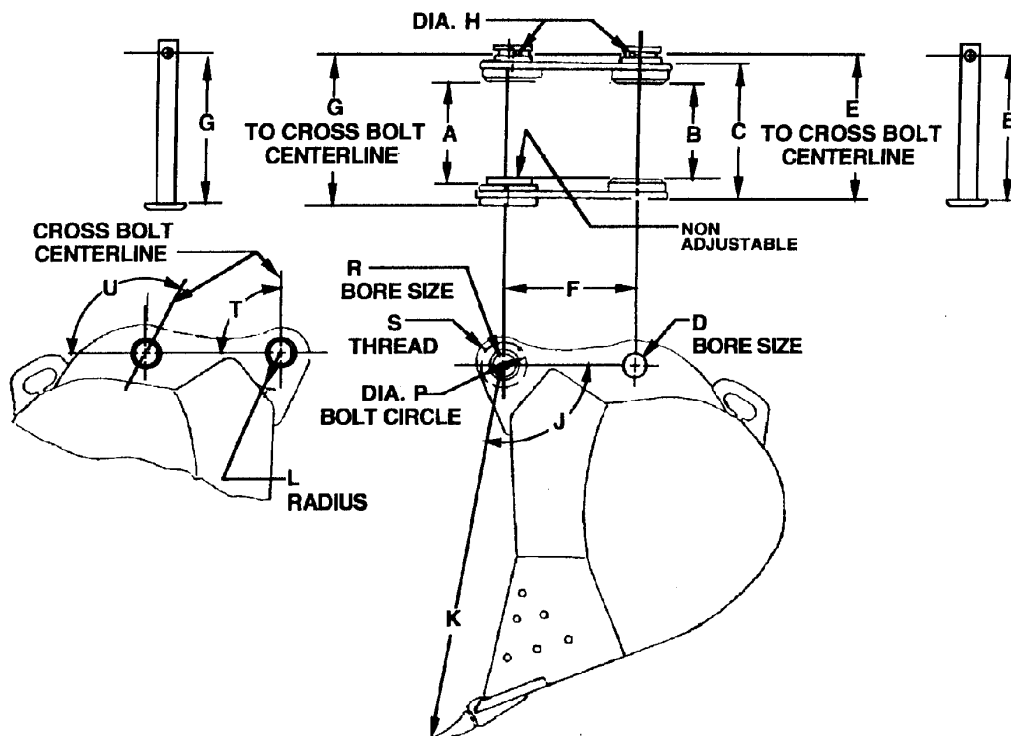
**SEVERE DUTY PLATE LIP BUCKET TOOTH ASSEMBLY
(30, 36 OR 42 INCH BUCKET)**

KEY	PART NO.	PART NAME	QTY	SERIAL NO.	REMARKS
1A	AT163548	TOOTH	1		(FANGGS)
1B	AT163549	TOOTH	1		(STANDARD)
1C	AT163553	TOOTH	1		(TWIN TIGER)
1D	AT163552	TOOTH	1		(FLARE)
1E	AT163551	TOOTH	1		(ABRASION PANEL)
1F	AT163550	TOOTH	1		(TIGER)
1G	AT163554	TOOTH	1		(ESCO STANDARD) (NOT ILLUSTRATED)
1H	AT163557	TOOTH	1		(ESCO TWIN TIGER) (NOT ILLUSTRATED)
1I	AT163556	TOOTH	1		(ESCO FLARE) (NOT ILLUSTRATED)
1J	AT163555	TOOTH	1		(ESCO TIGER) (NOT ILLUSTRATED)
1K	AT167196	TOOTH	1		(CATERPILLAR REPLACEMENT FANGGS) (NOT ILLUSTRATED)
1L	AT167197	TOOTH	1		(CATERPILLAR REPLACEMENT STANDARD) (NOT ILLUSTRATED)
2	TP400HD	PIN	1		
	EX37VPN	PIN	1		(ESCO VERTALOK) (NOT ILLUSTRATED - SEE ESCO TOOTH PAGE)
	T1U1458	PIN	1		(CATERPILLAR REPLACEMENT) (NOT ILLUSTRATED)
3	T802X400	SHANK	1		
	EX5856-37V	SHANK	1		(ESCO VERTALOK) (NOT ILLUSTRATED - SEE ESCO TOOTH PAGE)
	T1U1454	ADAPTER	1		(CATERPILLAR REPLACEMENT) (NOT ILLUSTRATED)
4A	TF400	TOOTH	1		
4B	TX400	TOOTH	1		
4C	TX400WT	TOOTH	1		
4D	TX400F	TOOTH	1		
4E	TX400AP	TOOTH	1		
4F	TT400	TOOTH	1		
4G	EX37SYL	TOOTH	1		(ESCO STANDARD) (NOT ILLUSTRATED - SEE ESCO TOOTH PAGE)
4H	EX37TVIP	TOOTH	1		(ESCO TWIN TIGER) (NOT ILLUSTRATED - SEE ESCO TOOTH PAGE)
4I	EX37S7F	TOOTH	1		(ESCO FLARE) (NOT ILLUSTRATED - SEE ESCO TOOTH PAGE)
4J	EX37VIP	TOOTH	1		(ESCO TIGER) (NOT ILLUSTRATED - SEE ESCO TOOTH PAGE)
4K	TF9W8452D	TOOTH	1		(CATERPILLAR REPLACEMENT FANGGS) (NOT ILLUSTRATED)
4L	T9W8452	TOOTH	1		(CATERPILLAR REPLACEMENT STANDARD) (NOT ILLUSTRATED)
5	EX37VPL	PLUG	1		(NOT ILLUSTRATED - SEE ESCO TOOTH PAGE)
	T3G9549	RETAINER	1		(CATERPILLAR REPLACEMENT) (NOT ILLUSTRATED)

TP58748 -UN-07AUG97

BUCKET PIN-UP DATA
(30, 36 OR 42 INCH BUCKET)

EXCAVATOR BUCKET PIN-UP DATA



MODEL	230LC, 270LC 790, 790D 790E LC, 792D	LONG FRONTS 690E LC, 790E LC, 892E LC	MODEL	230LC, 270LC 790, 790D, 790E LC, 792D	LONG FRONTS 690E LC, 790E LC, 892E LC
A ADJUSTABLE BUSHING STYLE	[426] 16.77	[224] 8.82	J (ANGLE)	104°	104°
B	[410] 16.14	[224] 8.82	K	[1550] 61.00	[940] 37.01
C	[522] 20.55	[335] 13.19	L	[115] 4.53	[149] 5.87
D	[90] 3.543	[65] 2.559	P	[160] 6.30	[65] 2.559
E	[553] 21.77	[352] 13.85	R	[130] 5.12	N.A.
F	[475] 18.70	[325] 12.80	S (3 HOLES)	M16 X 2	N.A.
G	[572] 22.52	[352] 13.85	T (ANGLE)	127°	165°
H	[21] 0.827	[17] 0.67	U (ANGLE)	127°	75°

Company policy limits the use of the enclosed drawings and information to your company and any other usage is expressly prohibited without the written consent of Deere & Company. We regret we cannot keep you informed of subsequent changes in the specifications furnished. You are, therefore, responsible for the risks involved in their use.

It is to be understood that furnishing you with the requested material does not automatically constitute a Deere & Company endorsement of your products on or with any John Deere product.

TP58748

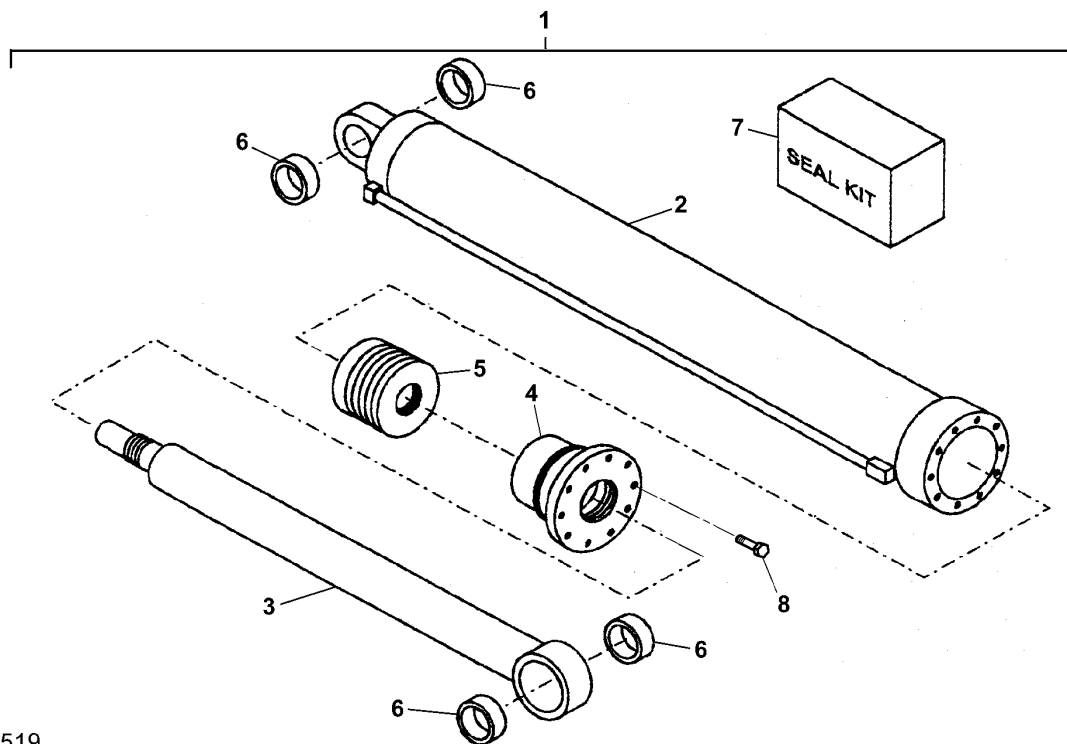
(15JUL97)

MEMORANDA

TP61519

-UN-16JUN99

HYDRAULIC THUMB CYLINDER ASSEMBLY



TP61519

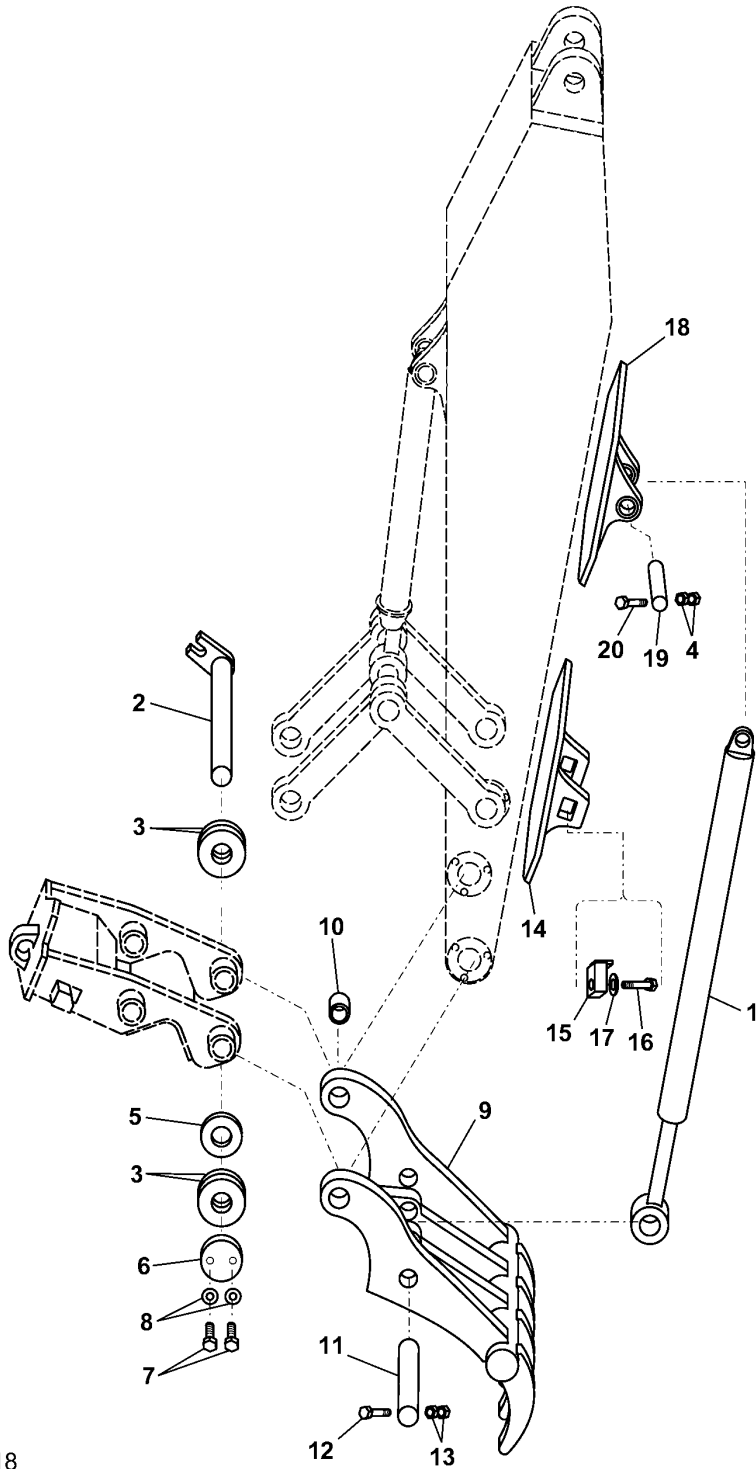
HYDRAULIC THUMB CYLINDER ASSEMBLY

KEY	PART NO.	PART NAME	QTY	SERIAL NO.	2 2	REMARKS
					R R D	
1	C613531	HYDRAULIC CYLINDER	1		X	
2	C616047	BARREL	1		X	
3	C622375	ROD	1		X	WITH BUSHING
4	C616050	BEARING	1		X	
5	C622376	PISTON	1		X	WITH SEALS
6	C30317	BUSHING	2		X	
7	C30311	SEAL KIT	1		X	
8	C38170	CAP SCREW	10		X	

NOTE: CENTRAL FABRICATORS' PARTS. ORDER PARTS DIRECTLY FROM CENTRAL FABRICATORS

TP61518 -UN-15APR99

HYDRAULIC THUMB AND CYLINDER



TP61518

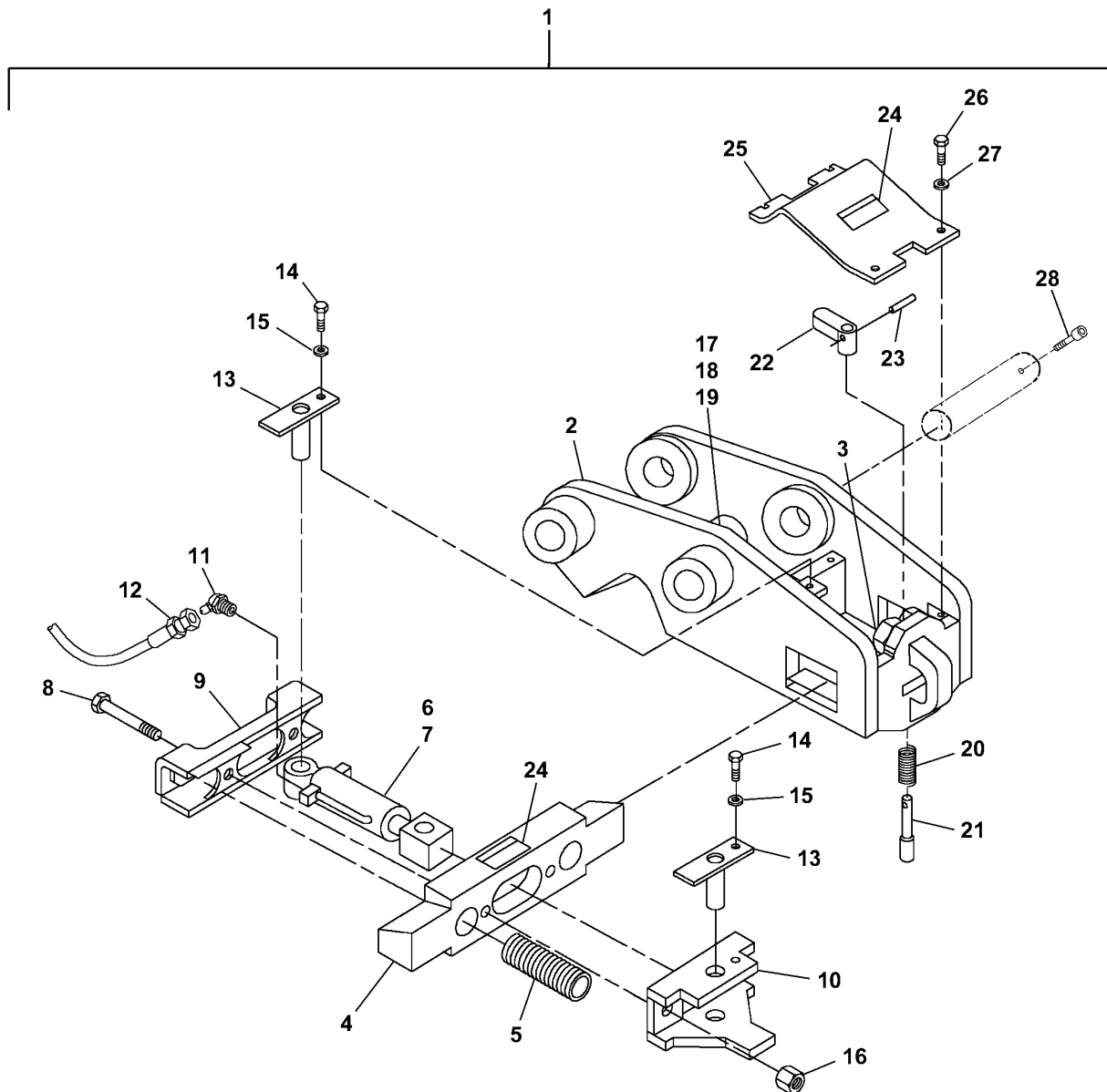
HYDRAULIC THUMB AND CYLINDER

KEY	PART NO.	PART NAME	QTY	SERIAL NO.	2 2	REMARKS
					R R D	
1	C613531	HYDRAULIC CYLINDER	1		X	
2	C328569	PIN	1		X	
3	C27016	SHIM	12		X	
4	C257278	NUT	2		X	
5	C37635	SPACER	2		X	
6	C27791	CAP	1		X	
7	C257572	CAP SCREW	2		X	
8	C259178	LOCK WASHER	2		X	
9	AT188611	CLAMP	1		X	CENTRAL FABRICATORS PART NO. C909269
10	C27838	BUSHING	2		X	
11	C313388	PIN	1		X	
12	C258028	BOLSTER	1		X	
13	C257278	NUT	2		X	
14	C313684	PLATE	1		X	CYLINDER MOUNT
15	C27296	CLAMP	1		X	
16	C258109	CAP SCREW	1		X	
17	C27295	WASHER	1		X	
18	C313680	RUBBER MOUNT	1		X	
19	C313377	PIN	1		X	
20	C257992	BOLSTER	1		X	

NOTE: CENTRAL FABRICATORS' PARTS. ORDER PARTS DIRECTLY FROM CENTRAL FABRICATORS

TP61528 -UN-15APR99

QUICK LATCH ASSEMBLY



TP61528

QUICK LATCH ASSEMBLY

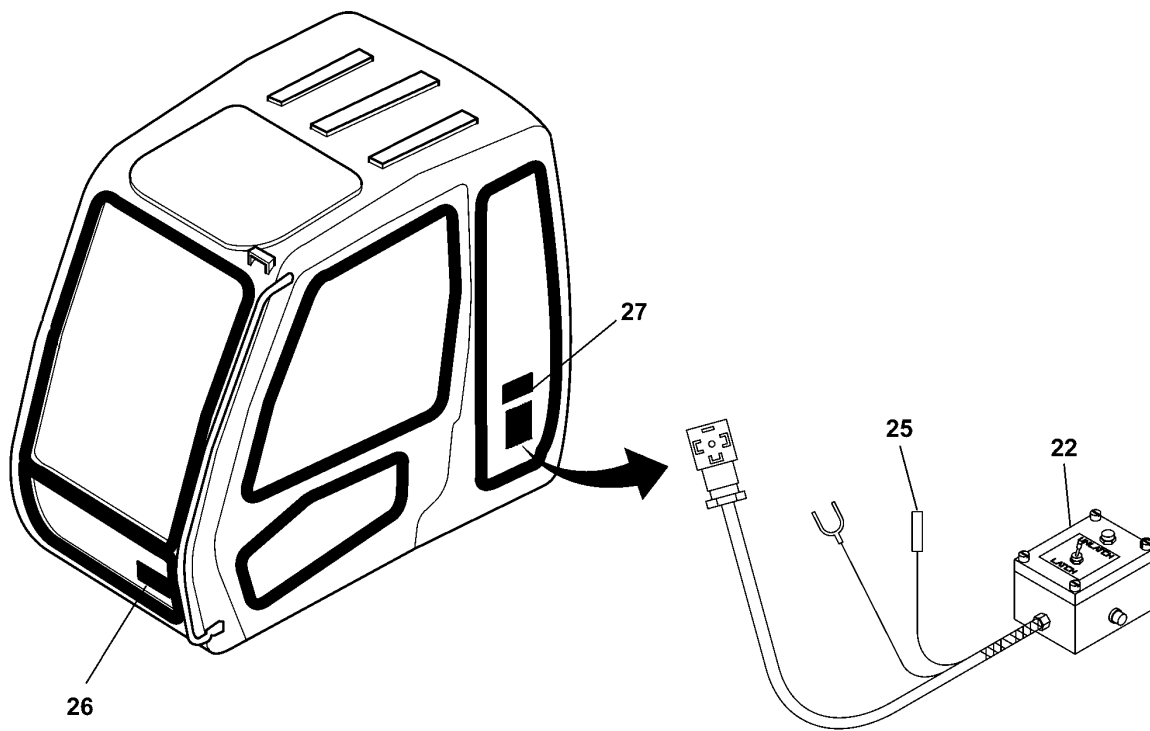
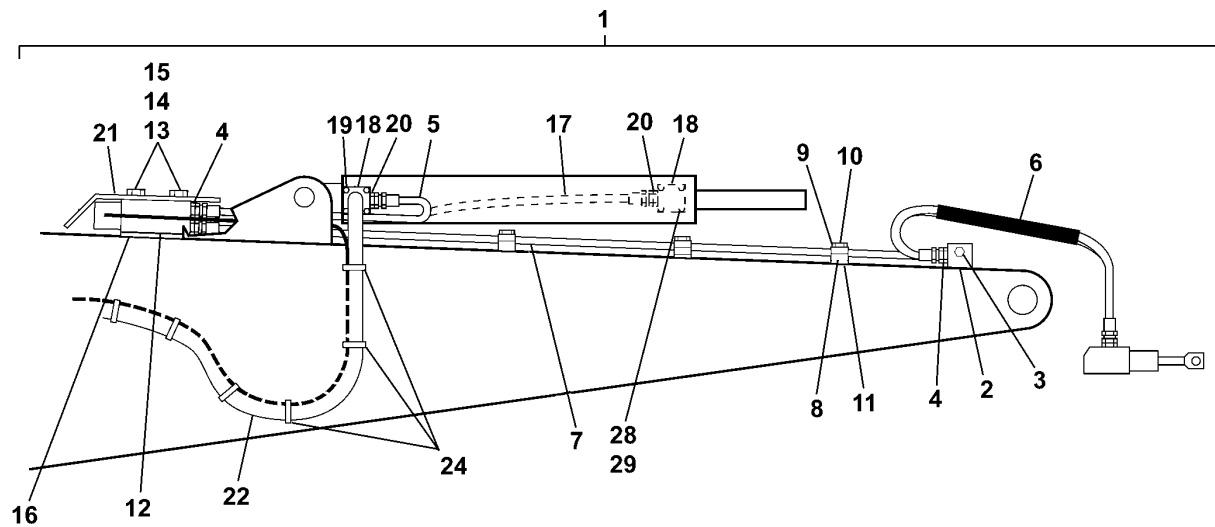
KEY	PART NO.	PART NAME	QTY	SERIAL NO.	REMARKS
1	C909332	LATCH	1		LATCH ASSEMBLY COMPLETE
2	C909335	FRAME	1		
3	C259928	LUBRICATION FITTING	1		
4	C328405	WEDGE	1		
5	C37635	SPRING	2		
6	C623175	HYDRAULIC CYLINDER	1		
7	C33804	SEAL KIT	1		
8	C257432	BOLT	2		
9	C328420	BRACKET	1		
10	C328436	BRACKET	1		
11	C37598	ELBOW FITTING	2		
12	C329035	HOSE	2		
13	C37613	PIN	2		
14	C257509	CAP SCREW	2		
15	C259170	LOCK WASHER	2		
16	C257433	NUT	2		
17	C30209	CLAMP	1		
18	C30210	COVER	1		
19	C30211	BOLT	1		
20	C37756	SPRING	1		
21	C37741	PIN	1		
22	C37747	HANDLE	1		
23	C259511	SPRING PIN	1		
24	C37693	DECAL	2		
25	C328467	COVER	1		
26	C257541	CAP SCREW	4		
27	C259174	LOCK WASHER	4		
28	C257431	CAP SCREW	2		
29	AT188688	LATCH	1		QUICK LATCH W/KIT (NOT ILLUSTRATED) CENTRAL FABRICATORS PART NO. C37856

NOTE: CENTRAL FABRICATORS' PARTS. ORDER PARTS DIRECTLY FROM CENTRAL FABRICATORS

TP61529

-UN-25MAY99

QUICK LATCH ASSEMBLY HYDRAULIC KIT



TP61529

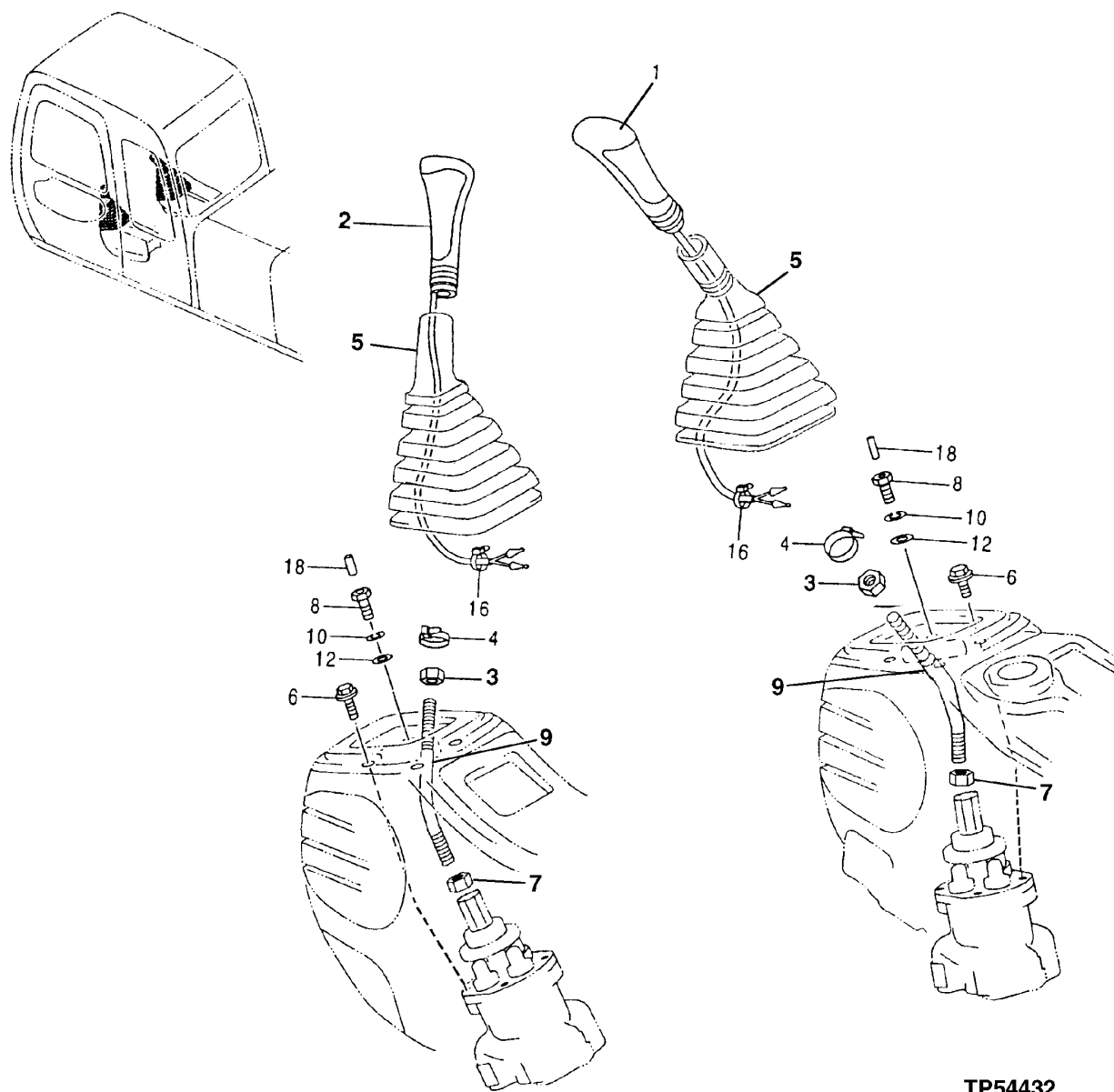
QUICK LATCH ASSEMBLY HYDRAULIC KIT

KEY	PART NO.	PART NAME	QTY	SERIAL NO.	REMARKS
1	C909324	LATCH	1		QUICK LATCH ASSEMBLY
2	C316681	MANIFOLD	1		
3	C30169	FITTING	2		
4	C30154	CONNECTOR	8		
5	C316686	HOSE	1		
6	C32267	SLEEVE	1		
7	C313384	HOSE	2		
8	C30209	CLAMP	3		
9	C30210	COVER	3		
10	C30211	BOLT	3		
11	C30212	PLATE	3		
12	C623121	SOLENOID VALVE	1		
13	C257983	CAP SCREW	2		
14	C259054	WASHER	2		
15	C259168	LOCK WASHER	2		
16	C30604	BRACKET	1		
17	C317464	HOSE	1		
18	C30742	ADAPTER	2		
19	C257405	CAP SCREW	4	M12 X 65MM	
20	C30605	ADAPTER	2		
21	C328721	GUARD	1		
22	C317663	CIRCUIT BOX	1		WITH HARNESS
23	C30244	DECAL	1		NOT ILLUSTRATED
24	C30606	TIE BAND	40		
25	C30774	WIRE	1		SPLICE
26	C16939	DECAL	1		WARNING
27	C328507	DECAL	1		CAUTION
28	C257407	CAP SCREW	2		
29	C257408	CAP SCREW	2		

NOTE: CENTRAL FABRICATORS' PARTS. ORDER PARTS DIRECTLY FROM CENTRAL FABRICATORS

TP54432 -UN-10JAN97

CONTROL LEVER
(FRONT AND SWING)



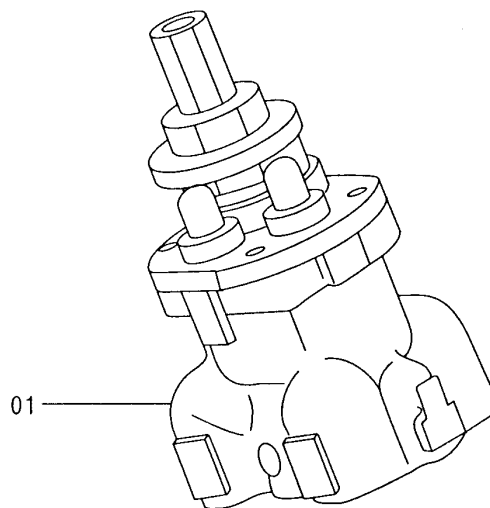
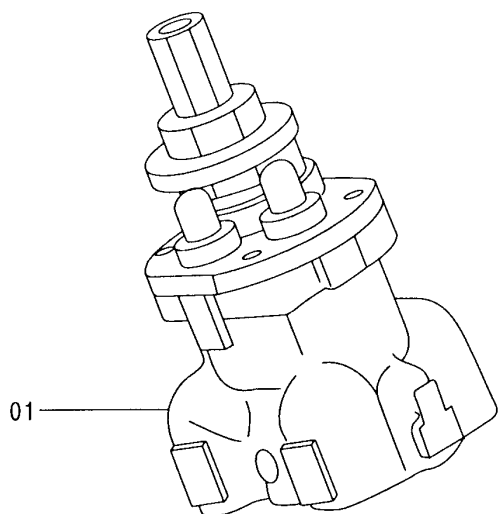
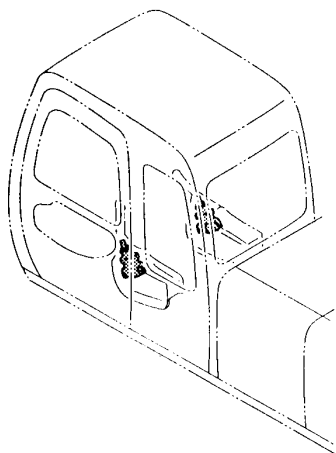
**CONTROL LEVER
(FRONT AND SWING)**

KEY	PART NO.	PART NAME	QTY	SERIAL NO.	REMARKS
1	AT213744	GRIP	1		
2	AT213743	GRIP	1		(INCLUDES HORN BUTTON)
3	14M7357	NUT	2		M12
4	H77698	TIE BAND	2		
5	AT213745	BOOT	2		
6	12M7065	LOCK WASHER	6		8.100 MM (0.319")
	24M7055	WASHER	6		8.400 X 16 X 1.600 MM (0.331" X 0.630" X 0.063")
	19M7163	CAP SCREW	6		M8 X 25
7	14M7141	NUT	2		M14
8	AT177372	SCREW	2		
9	AT177386	LEVER	2		
10	12M7065	LOCK WASHER	2		8.100 MM (0.319")
12	24M7055	WASHER	2		8.400 X 16 X 1.600 MM (0.331" X 0.630" X 0.063")
16	H77698	TIE BAND	2		
18	34M7086	SPRING PIN	2		3 X 32 MM (0.118" X 1.260")

TP47933

-UN-14MAY96

PILOT VALVE
(FRONT AND SWING)



TP47933

EXCAVATOR

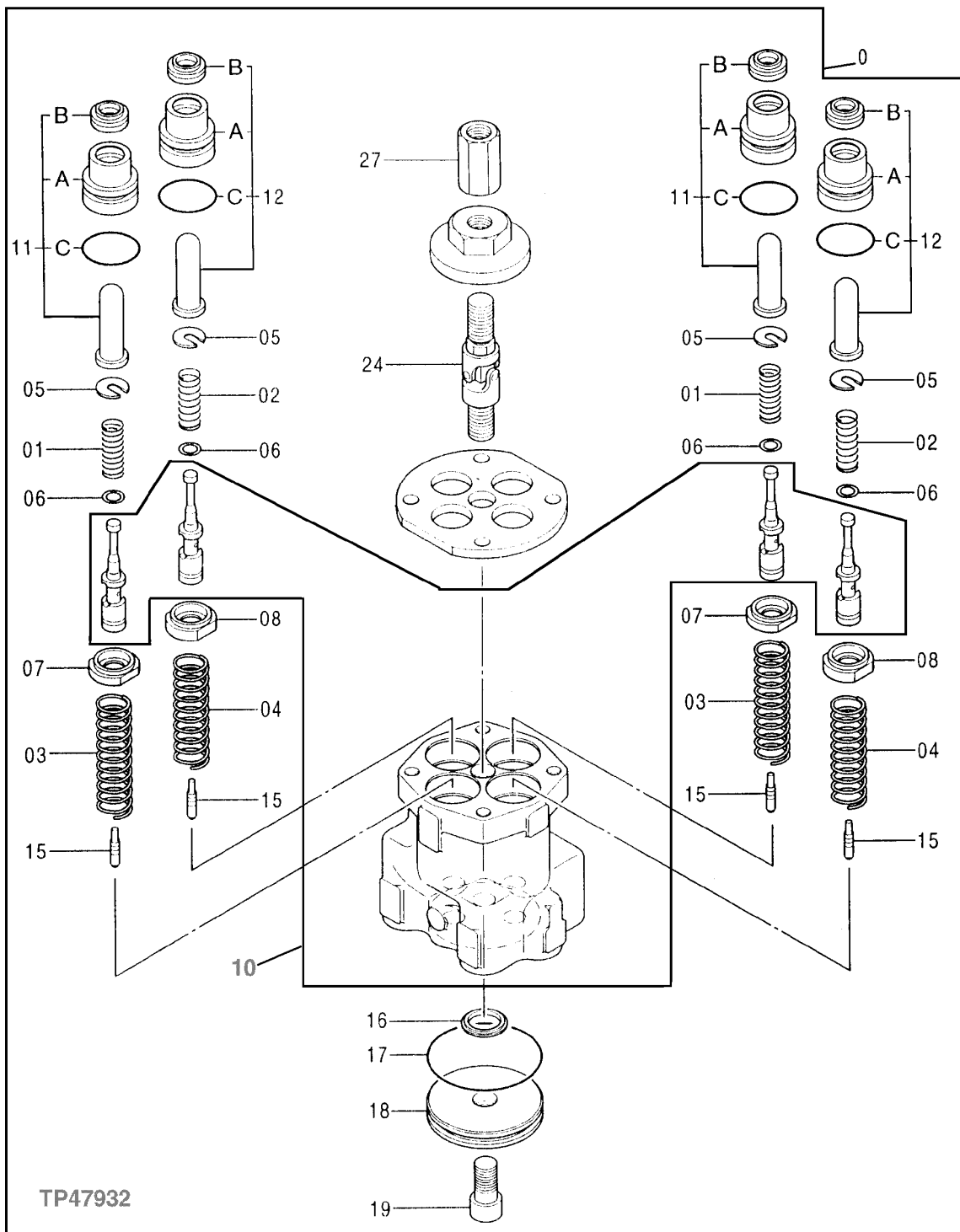
PILOT VALVE
(FRONT AND SWING)

KEY	PART NO.	PART NAME	QTY	SERIAL NO.	REMARKS
1	AT214396	VALVE	2		

TP47932

-UN-15MAY96

PILOT VALVE



TP47932

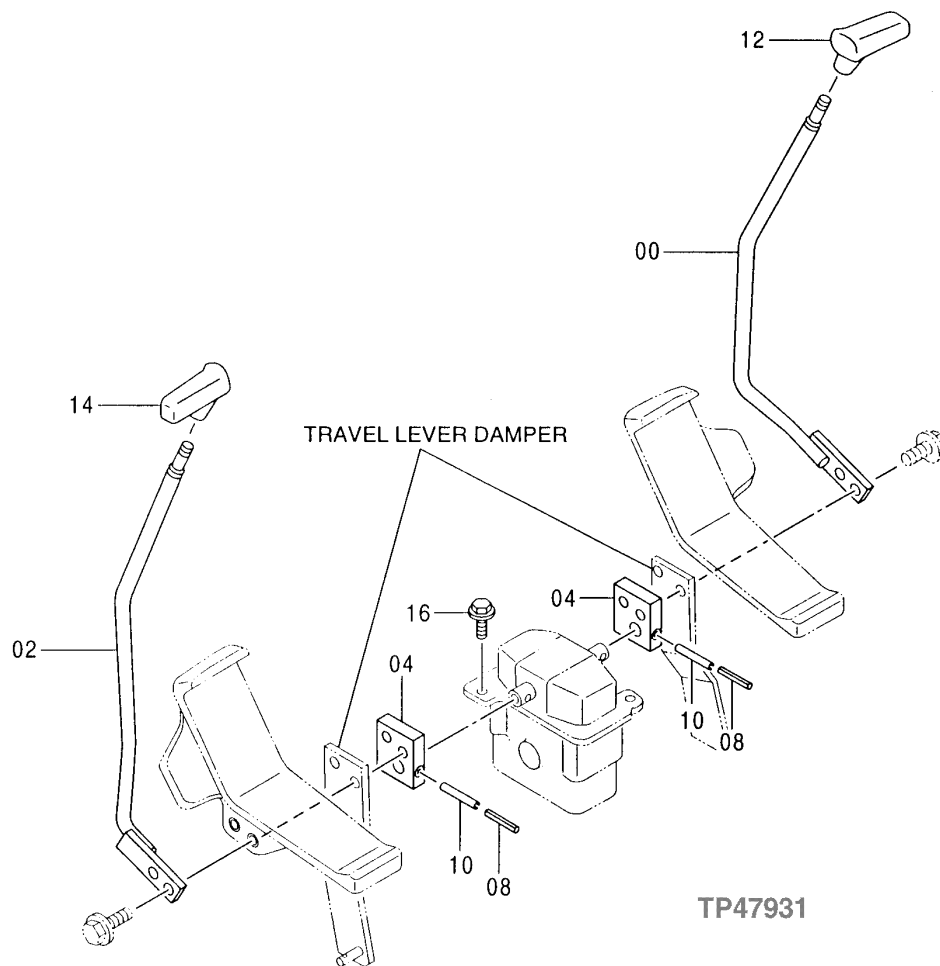
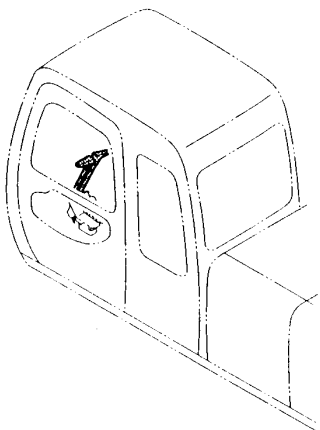
PILOT VALVE

KEY	PART NO.	PART NAME	QTY	SERIAL NO.	REMARKS
0	AT214396	VALVE	2		(FRONT AND SWING)
1	TH109212	SPRING	2		
2	TH109213	COMPRESSION SPRING	2		
3	TH109214	COMPRESSION SPRING	2		
4	AT215558	COMPRESSION SPRING	2		
5	AT154411	WASHER	4		
6	TH109217	SHIM	20		0.100 MM (0.004")
7	TH109218	GUIDE	2		
8	AT154412	GUIDE	2		
10	AT214342	HOUSING	1		
11	AT154538	CAP	2		
11A	BUSHING	1		(NOT AVAILABLE FOR SERVICE)
11B	AT131269	SEAL	1		
11C	U46166	O-RING	1		24.400 X 3.100 MM (0.961" X 0.122")
12	AT154540	CAP	2		
12A	BUSHING	1		(NOT AVAILABLE FOR SERVICE)
12B	AT131269	SEAL	1		
12C	U46166	O-RING	1		24.400 X 3.100 MM (0.961" X 0.122")
15	TH109228	PISTON	4		
16	AT155701	SEAL	1		
17	CH11571	PACKING	1		
18	TH109229	PLATE	1		
19	19M8168	SCREW	1		M12 X 25
24	TH109230	UNIVERSAL JOINT	1		
27	TH109232	JOINTER	1		

PROPEL CONTROL LEVER
(TRAVEL)

TP47931

-UN-14MAY96



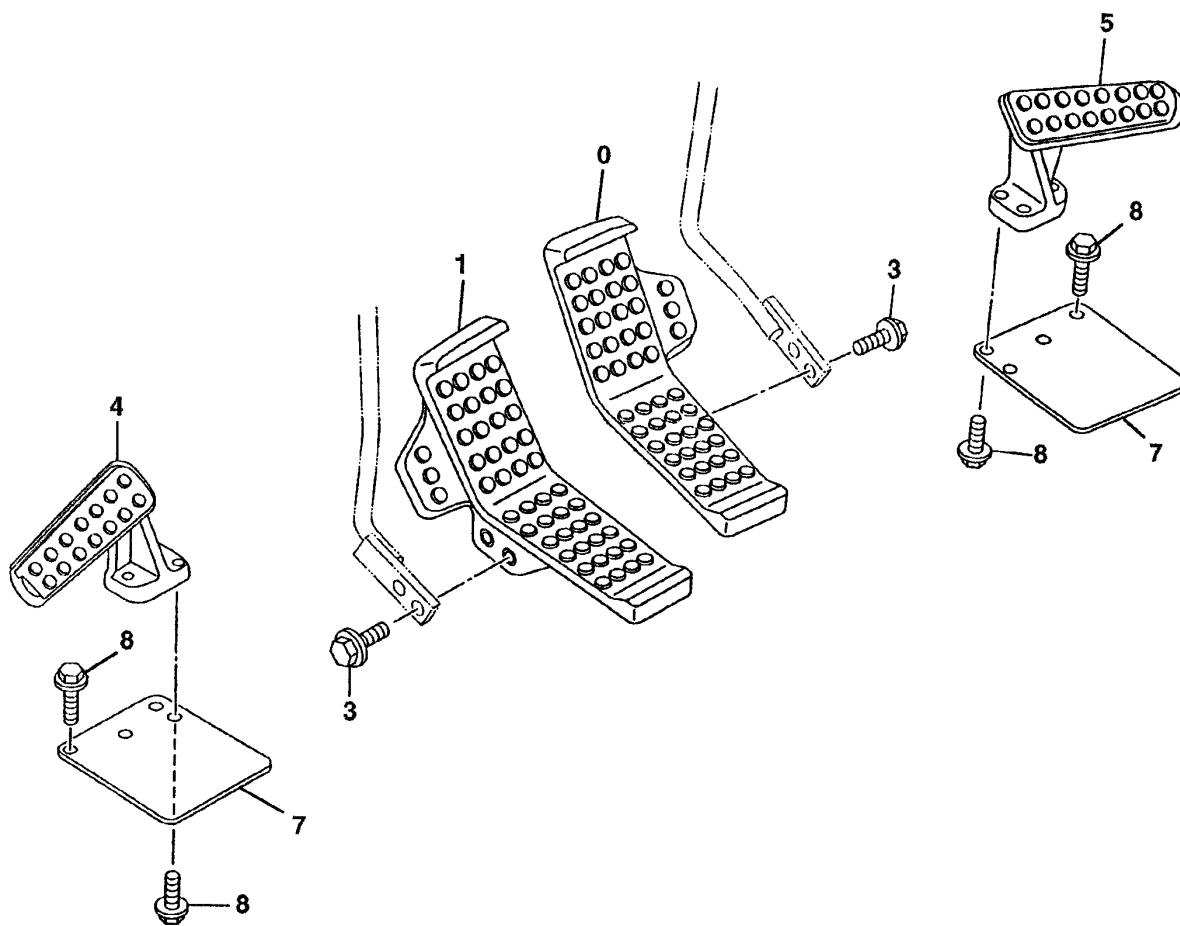
**PROPEL CONTROL LEVER
(TRAVEL)**

KEY	PART NO.	PART NAME	QTY	SERIAL NO.	REMARKS
0	AT174467	LEVER	1		
2	AT174468	LEVER	1		
4	AT174469	BRACKET	2		
8	34M7062	SPRING PIN	2		5 X 32 MM (0.197" X 1.260")
10	34M7065	SPRING PIN	2		8 X 32 MM (0.315" X 1.260")
12	AT213747	GRIP	1		
14	AT213746	GRIP	1		
16	12M7066	LOCK WASHER	2		10.200 MM (0.402")
	24M7028	WASHER	2		10.500 X 20 X 2 MM (0.413" X 0.787" X 0.079")
	19M7358	CAP SCREW	2		M10 X 40

TP66952

-UN-25OCT99

PROPEL PEDALS



TP66952

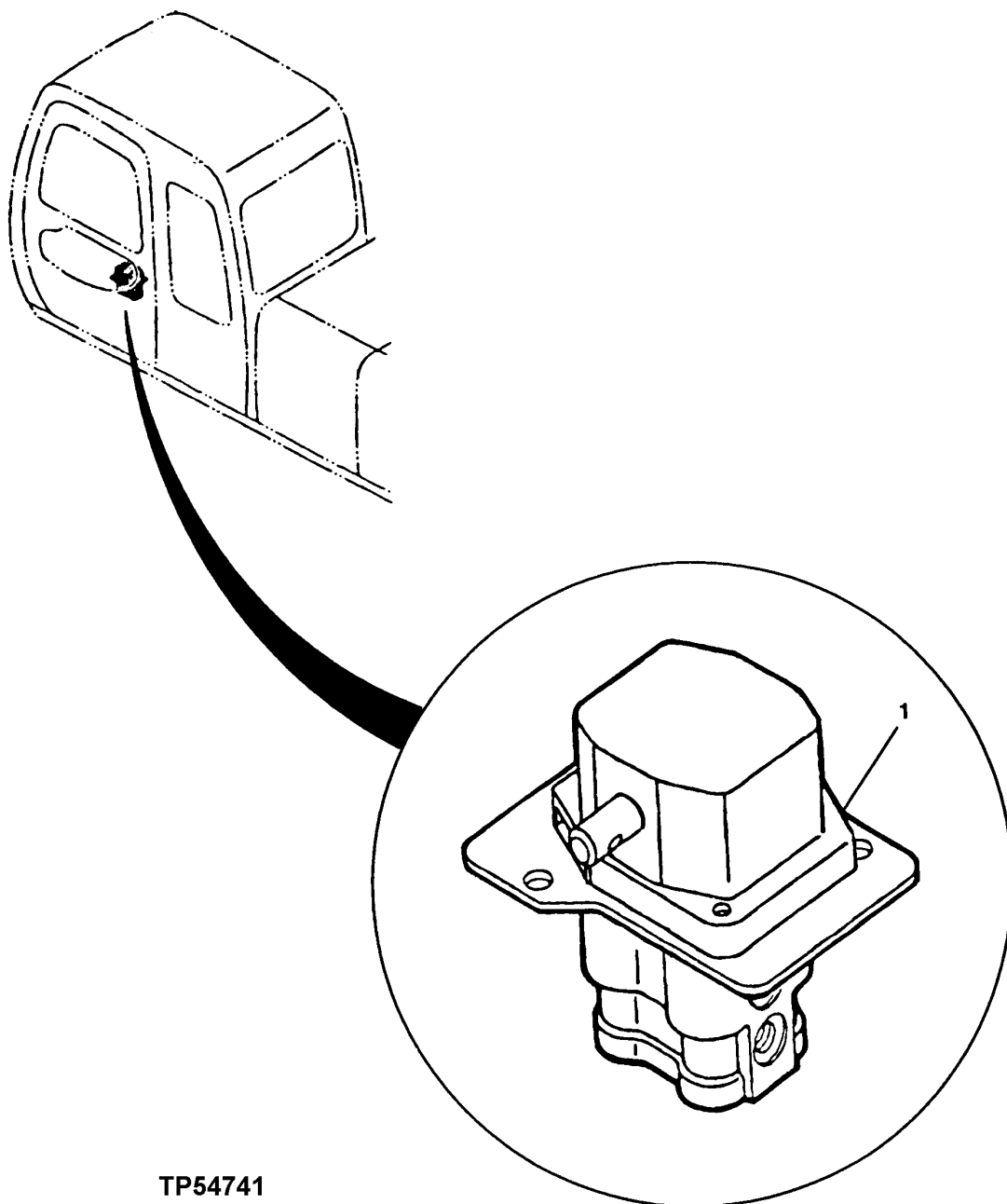
PROPEL PEDALS

KEY	PART NO.	PART NAME	QTY	SERIAL NO.	REMARKS
0	AT202292	PEDAL	1		
1	AT202291	PEDAL	1		
3	19M7935	CAP SCREW	4	M10 X 55	
4	AT154055	FOOTREST	1		
5	AT154056	FOOTREST	1		
7	AT154127	COVER	2		
8	12M7066	LOCK WASHER	8	10.200 MM (0.402")	
	19M7550	CAP SCREW	8	M10 X 35	

TP54741

-UN-22APR97

PROPEL PILOT VALVE



TP54741

EXCAVATOR

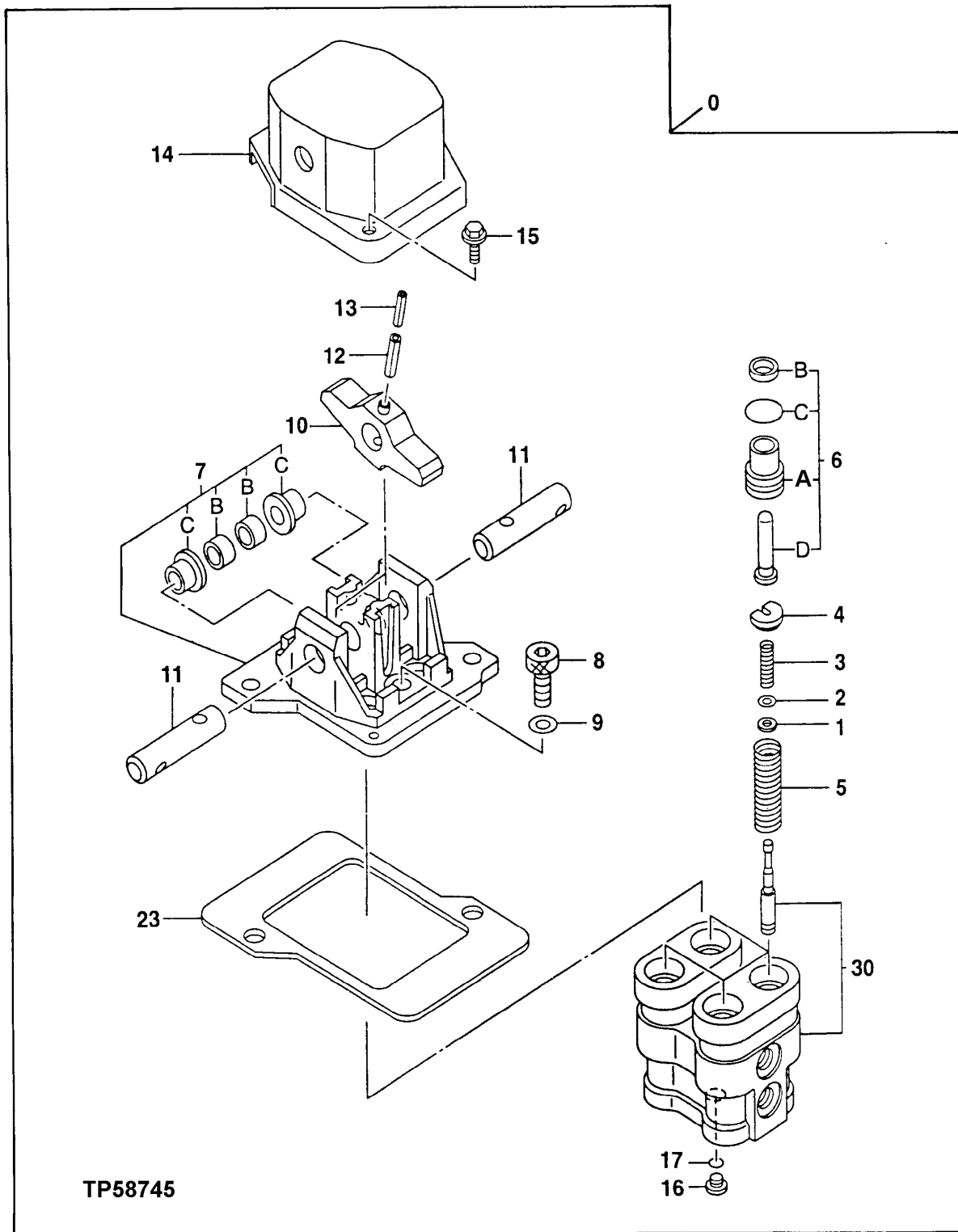
PROPEL PILOT VALVE

KEY	PART NO.	PART NAME	QTY	SERIAL NO.	REMARKS
1	AT216017	VALVE	1		

TP58745

-UN-11AUG97

PROPEL PILOT VALVE



TP58745

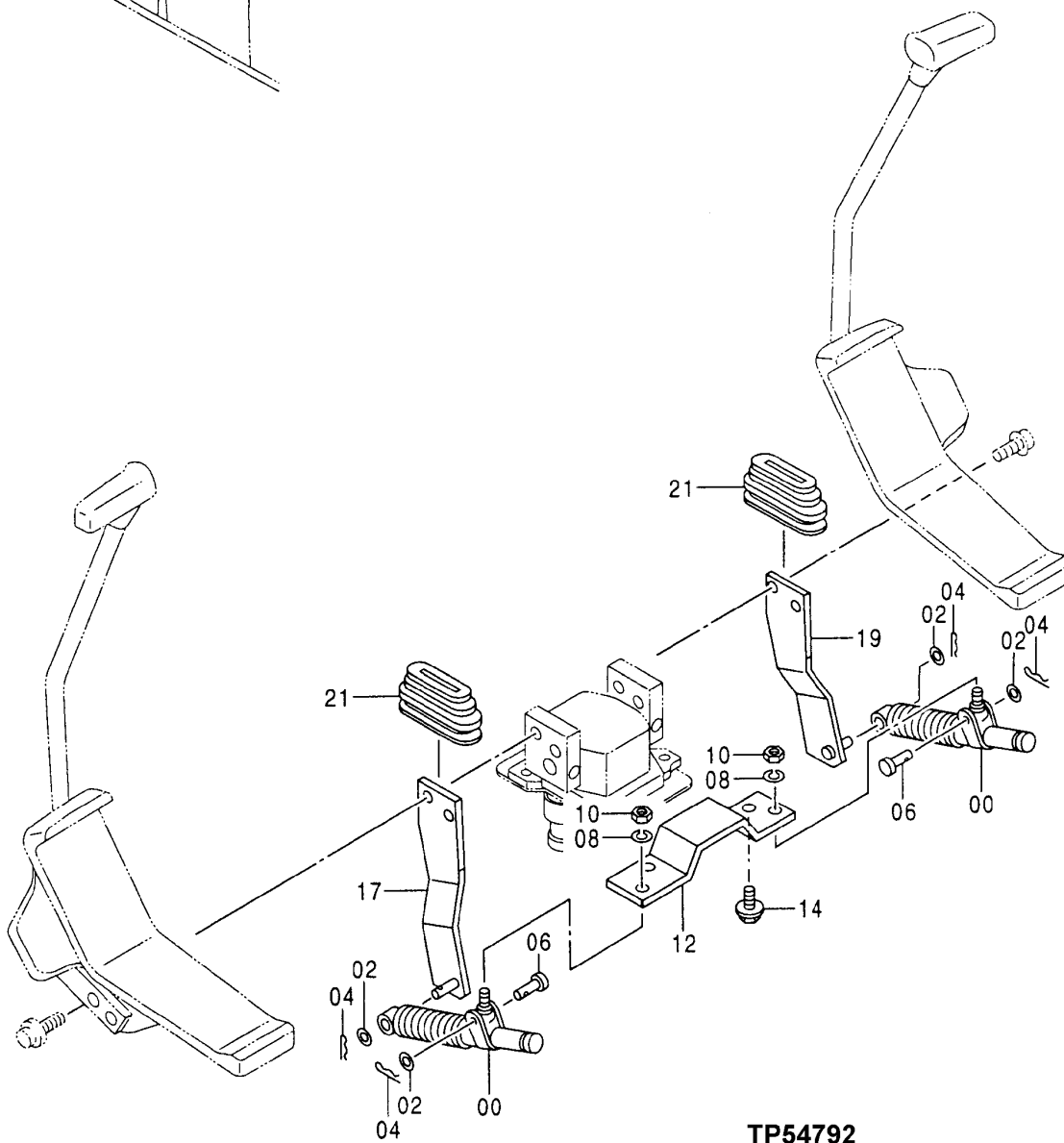
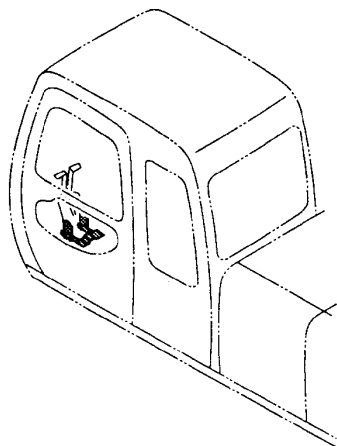
PROPEL PILOT VALVE

KEY	PART NO.	PART NAME	QTY	SERIAL NO.	REMARKS
0	AT216017	VALVE	1		
1	AT215885	SPACER	4		
2	T108159	SHIM	12		0.100 MM (0.004")
3	AT215954	COMPRESSION SPRING	4		
4	AT215948	GUIDE	4		
5	AT215955	COMPRESSION SPRING	4		
6	AT216016	PLUNGER	4		
6A	BUSHING	1		(AT217942 NO LONGER AVAILABLE)
6B	AT215897	SEAL	1		
6C	CH11562	PACKING	1		
6D	AT215869	PLUNGER	1		
7	AT216007	HOLDER	1		
7B	TH111963	BUSHING	2		16.073 X 18.073 X 10 MM (0.633" X 0.712" X 0.394")
7C	AT154947	BUSHING	2		
8	AT213614	SCREW	2		
9	12M7066	LOCK WASHER	2		10.200 MM (0.402")
10	AT181980	CAM	2		
11	TH109244	PIN	2		16 X 68 MM (0.630" X 2.677")
12	34M6402	SPRING PIN	2		8 X 28 MM (0.315" X 1.102")
13	TH111654	SPRING PIN	2		4.750 X 28 MM (0.187" X 1.102")
14	AT215851	COVER	1		
15	19M7923	CAP SCREW	2		M6 X 12
	12M7006	LOCK WASHER	2		6.100 MM (0.240")
	24M7054	WASHER	2		6.400 X 12 X 1.600 MM (0.252" X 0.472" X 0.063")
16	TH111351	DRAIN PLUG	1		
17	CH11561	PACKING	1		
23	AT215932	PLATE	1		
30	AT216001	HOUSING	1		

TP54792

-UN-03JUN97

PROPEL LEVER DAMPENER



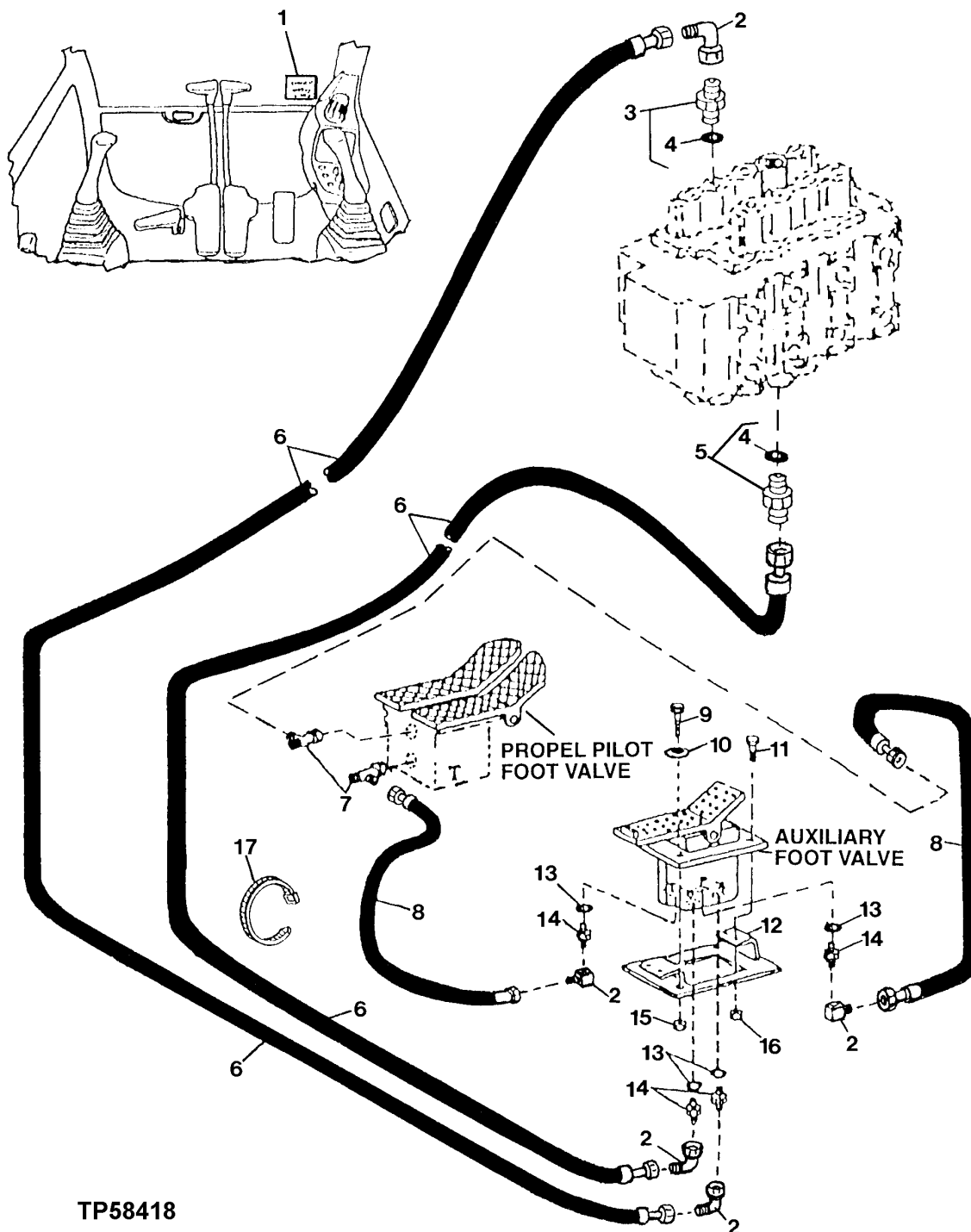
PROPEL LEVER DAMPENER

KEY	PART NO.	PART NAME	QTY	SERIAL NO.	REMARKS
0	TH108384	TORSIONAL DAMPENER	2		
2	24M7055	WASHER	4		8.400 X 16 X 1.600 MM (0.331" X 0.630" X 0.063")
4	H132922	COTTER PIN	4		
6	TH108385	PIN	2		8 X 29 MM (0.315" X 1.142")
8	12M7065	LOCK WASHER	2		8.100 MM (0.319")
10	14M7273	NUT	2		M8
12	AT215938	BRACKET	1		
14	12M7066	LOCK WASHER	2		10.200 MM (0.402")
	19M7938	CAP SCREW	2		M10 X 20
17	AT202380	BRACKET	1		
19	AT202379	BRACKET	1		
21	AT215876	BOOT	2		(SUB FOR AT213861)

TP58418

-UN-10FEB99

TWO WAY HYDRAULIC FOOT PEDAL KIT



TP58418

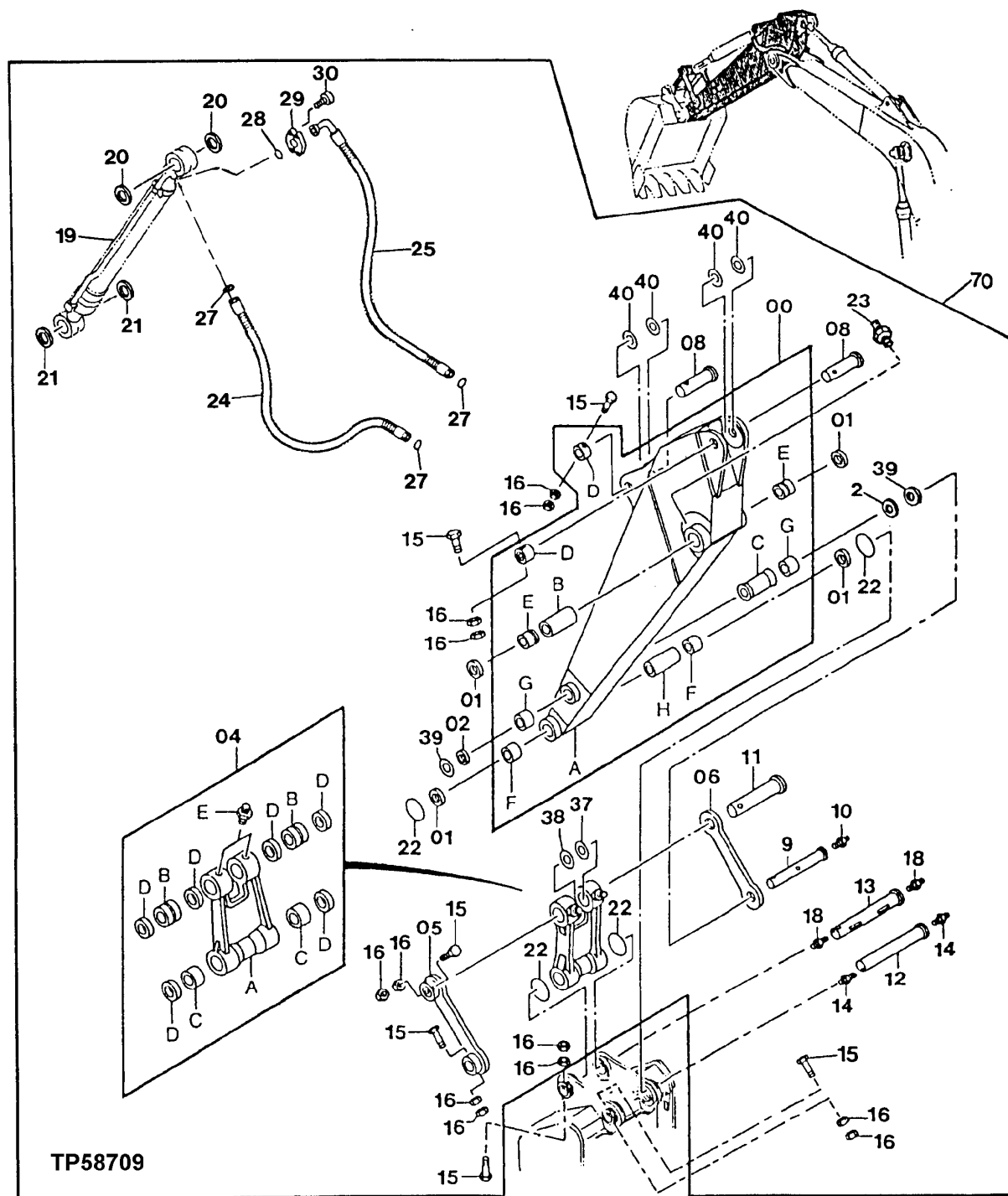
TWO WAY HYDRAULIC FOOT PEDAL KIT

KEY	PART NO.	PART NAME	QTY	SERIAL NO.	REMARKS
1	T149434	LABEL	1		
2	AE24616	ELBOW FITTING	5		
3	TH108440	ADAPTER	1		
4	CH11570	O-RING	2		
5	TH108320	ADAPTER	1		
6	AE42067	HYDRAULIC HOSE	2		
7	AT36921	TEE FITTING	2		
8	AH108250	HOSE	2		
9	19M7784	SCREW	2	M10 X 20	
10	24M7296	WASHER	2		10.500 X 30 X 2.500 MM (0.413" X 1.181" X 0.098")
11	19M7866	SCREW	4	M8 X 20	
12	AT115535	SUPPORT	1		
13	R26448	O-RING	4		11.887 X 1.981 MM (0.468" X 5/64")
14	R27212	FITTING	4		
15	14M7296	FLANGE NUT	1	M10	
16	14M7298	FLANGE NUT	4	M8	
17	H77698	TIE BAND	3		
18	AT152120	VALVE	1		

TP58709

-UN-05AUG97

STANDARD ARM 2.96 M (9 FT 9 IN)



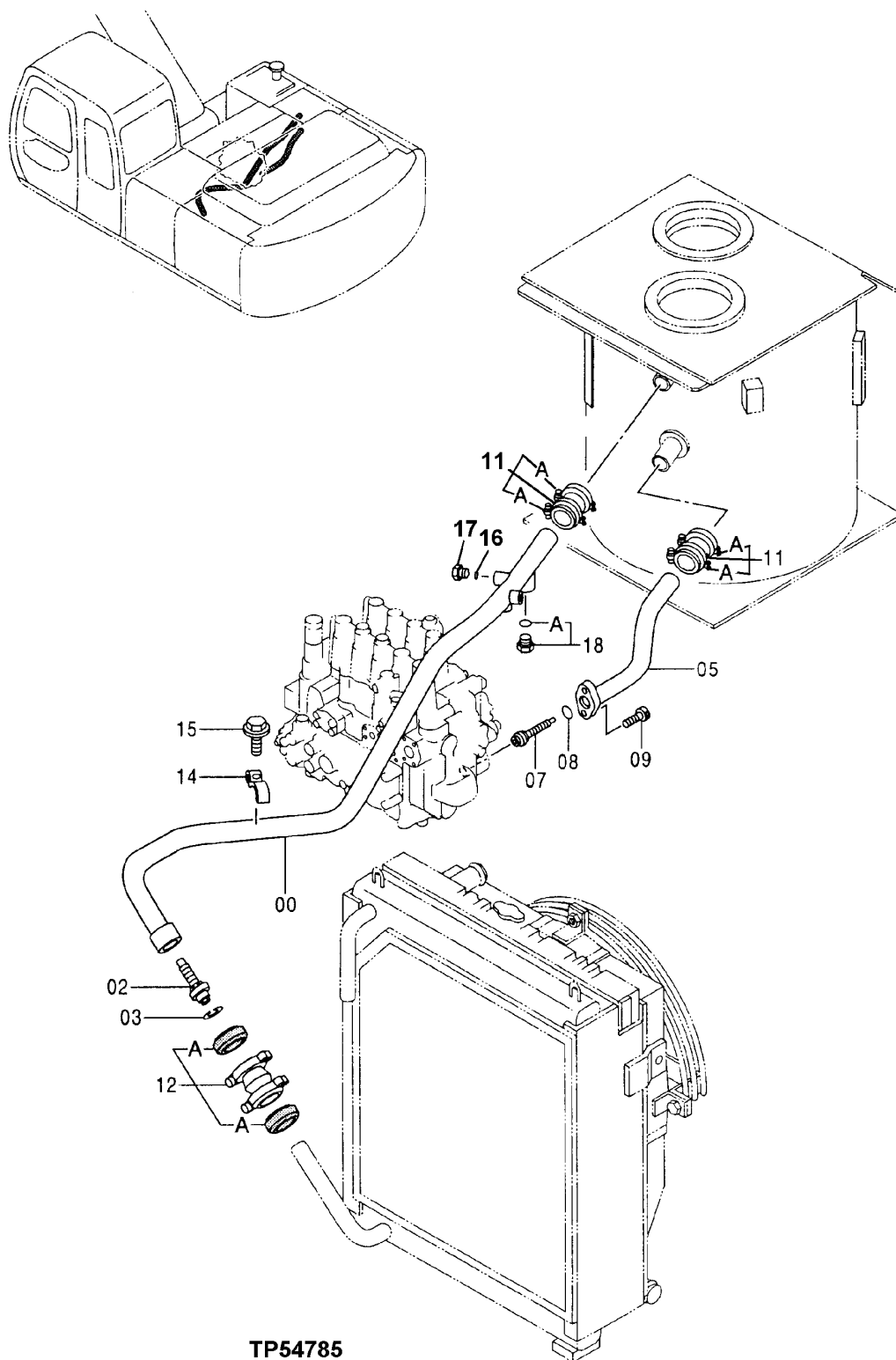
STANDARD ARM 2.96 M (9 FT 9 IN)

KEY	PART NO.	PART NAME	QTY	SERIAL NO.	REMARKS
0	AT154817	ARM	1		(CONVENIENCE ASSEMBLY)
0A	ARM	1		
0B	TH102428	SPACER	1		95.200 X 101.600 X 185 MM (3.748" X 4" X 7.283")
0C	TH102432	SPACER	1		
0D	TH102410	PIVOT	2		
0E	AT154689	BUSHING	2		90 X 105 X 85 MM (3.543" X 4.134" X 3.346")
0F	TH109802	BUSHING	2		90 X 105 X 70 MM (3.543" X 4.134" X 2.756")
0G	TH109803	BUSHING	2		80 X 95 X 55 MM (3.150" X 3.740" X 2.165")
0H	TH102430	SPACER	1		95.400 X 101.600 X 255 MM (3.756" X 4" X 10.039")
1	TH102445	SEAL	4		
2	TH102446	SEAL	2		
4	AT154835	LINK	1		
4A	LINK	1		
4B	TH109806	BUSHING	2		
4C	TH109807	BUSHING	2		90 X 105 X 100 MM (3.543" X 4.134" X 3.937")
4D	TH102445	SEAL	6		
4E	TH100074	LUBRICATION FITTING	2		
5	AT154838	LINK	1		
6	AT154693	LINK	1		
8	AT217742	PIN	2		
9	TH109810	PIN	1		
10	TH100074	LUBRICATION FITTING	1		
11	T138885	PIN	1		89.915 X 488 MM (3.540" X 19.213")
	T138902	BUSHING	1		16.154 X 101.600 X 9.906 MM (0.636" X 4" X 0.390")
	19M8029	CAP SCREW	1		M16 X 30
12	TH110235	PIN	1		
13	TH110236	PIN	1		
14	TH100074	LUBRICATION FITTING	2		
15	19M8503	CAP SCREW	6		M20 X 160, (SUB FOR P61796)
16	14M7277	NUT	12		M20
18	TH100074	LUBRICATION FITTING	2		
19	CYLINDER	1		(BUCKET) (SEE SEPARATE PAGE FOR DETAIL)
20	TH102446	SEAL	2		
21	TH102445	SEAL	2		
22	TH102444	O-RING	4		145 X 10 MM (5.709" X 0.394")
23	TH100074	LUBRICATION FITTING	2		
24	AT155741	HYDRAULIC HOSE - FABRICATE	1		1-3/16" X 1 600 MM (63") X 1-3/16"
25	AT155740	HYDRAULIC HOSE	1		1" X 1 600 MM (63") X 1-3/16"
27	T77858	O-RING	3		18.771 X 1.778 MM (0.739" X 0.070")
28	T78313	O-RING	1		32.918 X 3.531 MM (1.296" X 0.139")
29	TH101960	FLANGE FITTING	2		
30	AT214413	BOLT	4		
37	TH106309	WASHER	2		91 X 145 X 1.200 MM (3.583" X 5.709" X 0.047")
38	TH106310	WASHER	2		91 X 145 X 2.300 MM (3.583" X 5.709" X 0.091")
39	TH104296	WASHER	2		84 X 145 X 1 MM (3.307" X 5.709" X 0.039")
40	TH104297	WASHER	4		84 X 145 X 2.250 MM (3.307" X 5.709" X 0.089")
70	AT181453	ARM	1		(INCLUDES STANDARD ARM, BUCKET CYLINDER, HOSES, AND LINKAGE)

TP54785

-UN-04JUN97

RETURN PIPINGS



TP54785

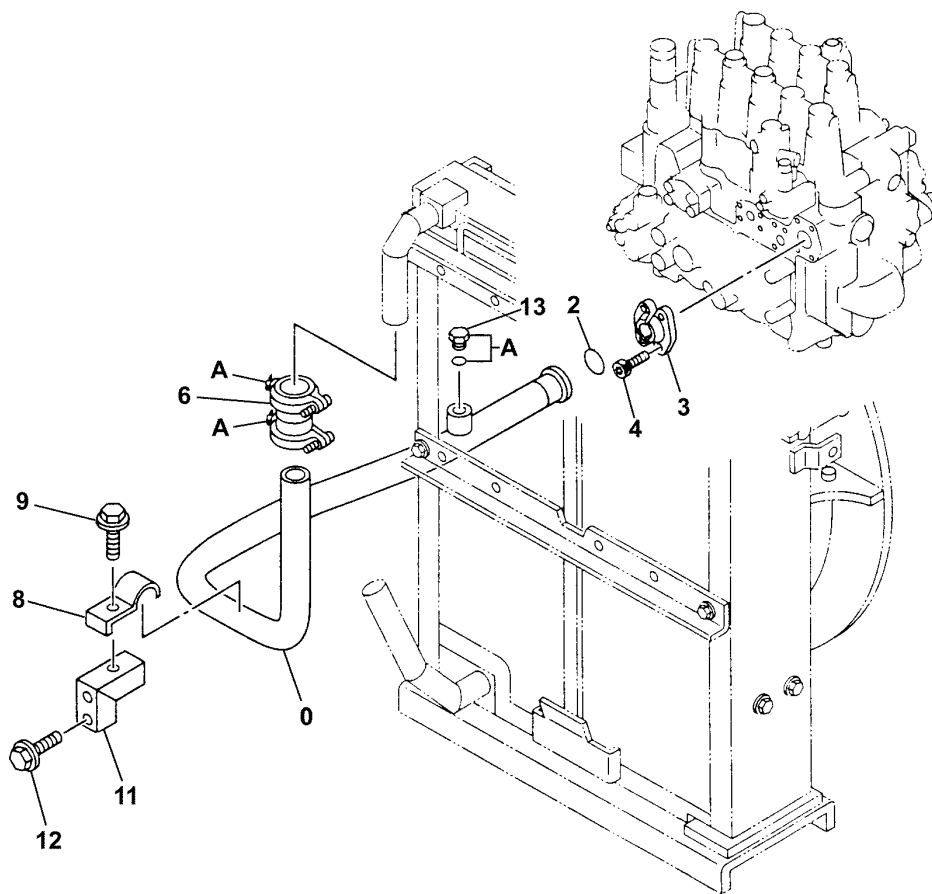
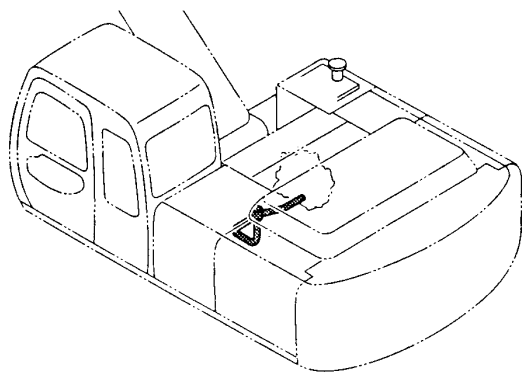
RETURN PIPINGS

KEY	PART NO.	PART NAME	QTY	SERIAL NO.	REMARKS
0	AT217854	OIL TUBE	1		
2	AT154331	VALVE	1		
3	40M7225	SNAP RING	1		
5	AT217875	OIL TUBE	1		
7	AT155303	VALVE	1		
8	TH102992	O-RING	1		39.400 X 3.100 MM (1.551" X 0.122")
9	AT213615	SCREW	2		
11	TH101915	COUPLING	2		
11A	TH106966	SEAL	2		
12	TH102945	COUPLING	1		
12A	TH106967	SEAL	2		
14	TH101936	CLAMP	1		
15	12H301	LOCK WASHER	1		12.700 MM (1/2")
	19M7753	CAP SCREW	1		M12 X 70
16	CH11570	O-RING	1		13.800 X 2.400 MM (0.543" X 0.094")
17	TH109285	PIPE PLUG	1		
18	AT114853	ADAPTER	1		
18A	TH101926	O-RING	1		28.700 X 3.500 MM (1.130" X 0.138")

TP66932

-UN-21OCT99

RETURN PIPINGS



TP66932

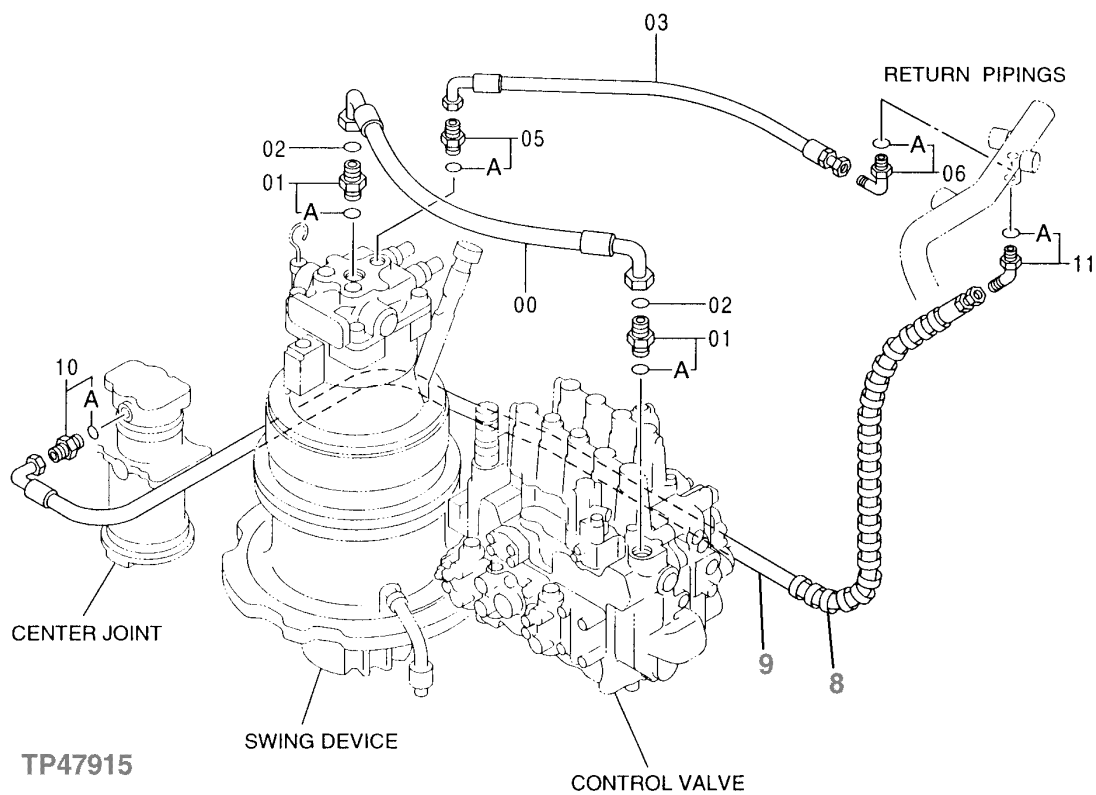
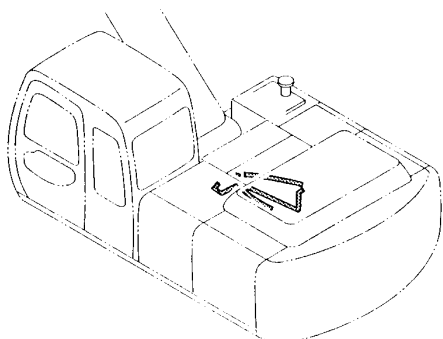
RETURN PIPINGS

KEY	PART NO.	PART NAME	QTY	SERIAL NO.	REMARKS
0	AT217892	OIL TUBE	1		
2	T72216	O-RING	1		37.694 X 3.531 MM (1-31/64" X 0.139")
3	R29867	FLANGE FITTING	2		
4	AT213614	SCREW	4		
6	TH101915	COUPLING	1		
6A	TH106966	SEAL	2		
8	TH101936	CLAMP	1		
9	12H301	LOCK WASHER	1		12.700 MM (1/2")
	19M7753	CAP SCREW	1		M12 X 70
11	AT217907	SUPPORT	1		
12	19M7662	CAP SCREW	2		M10 X 30
	12M7066	LOCK WASHER	2		10.200 MM (0.402")
	24M7028	WASHER	2		10.500 X 20 X 2 MM (0.413" X 0.787" X 0.079")
13	TH110478	FITTING	1		
13A	TH100055	O-RING	1		23.700 X 3.500 MM (0.933" X 0.138")

TP47915

-UN-13MAY96

DRAIN PIPINGS



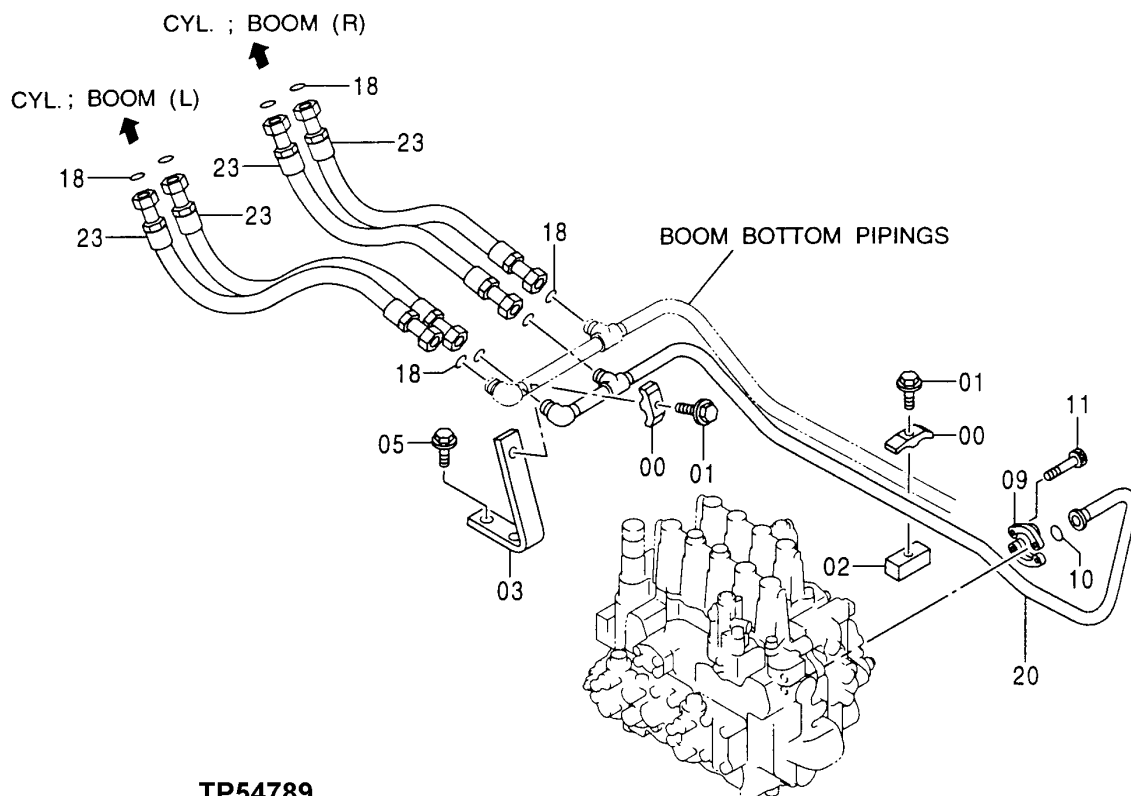
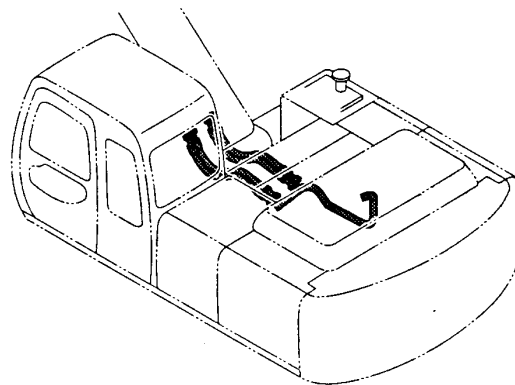
DRAIN PIPINGS

KEY	PART NO.	PART NAME	QTY	SERIAL NO.	REMARKS
0	AT217793	HYDRAULIC HOSE - FABRICATE	1		
1	AT107392	ADAPTER	2		
1A	TH100055	O-RING	1		23.700 X 3.500 MM (0.933" X 0.138")
2	T77858	O-RING	2		18.771 X 1.778 MM (0.739" X 0.070")
3	AT217770	HYDRAULIC HOSE - FABRICATE	1		(DRAIN HOSE)
5	TH108320	ADAPTER	1		
5A	CH11570	O-RING	1		13.800 X 2.400 MM (0.543" X 0.094")
6	TH101047	ELBOW FITTING	1		
6A	CH11570	O-RING	1		13.800 X 2.400 MM (0.543" X 0.094")
8	AT213831	HOSE GUARD	2		
9	AT213865	HYDRAULIC HOSE - FABRICATE	1		
10	AT131902	ADAPTER	1		
10A	CH11570	O-RING	1		13.800 X 2.400 MM (0.543" X 0.094")
11	AT213803	ELBOW FITTING	1		
11A	CH11570	O-RING	1		13.800 X 2.400 MM (0.543" X 0.094")

TP54789

-UN-03JUN97

MAIN PIPINGS



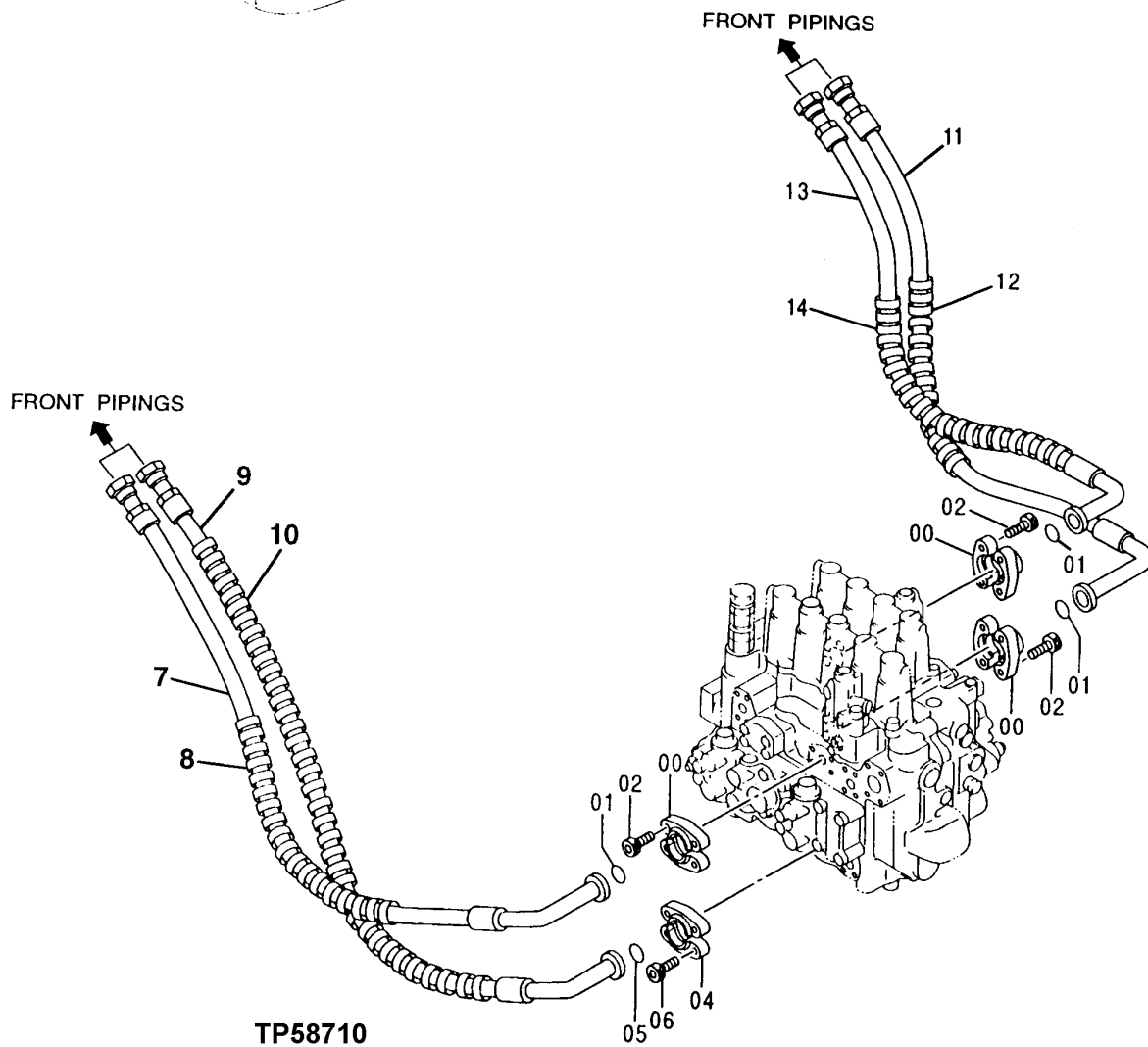
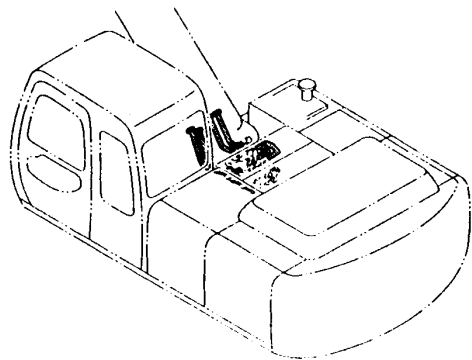
TP54789

MAIN PIPINGS

KEY	PART NO.	PART NAME	QTY	SERIAL NO.	REMARKS
0	TH103780	CLAMP	2		
1	12H301	LOCK WASHER	2	12.700 MM (1/2")	
	19M7753	CAP SCREW	2	M12 X 70	
2	STRAP	1		(AT155254 NOT AVAILABLE FOR SERVICE)
3	TH109547	SUPPORT	1		
5	19M7872	CAP SCREW	2	M12 X 25	
	12H301	LOCK WASHER	2	12.700 MM (1/2")	
9	R29424	FLANGE FITTING	2		
10	T59014	O-RING	1	24.994 X 3.531 MM (63/64" X 0.139")	
11	AT213614	SCREW	4		
18	T77858	O-RING	8	18.771 X 1.778 MM (0.739" X 0.070")	
20	AT217873	OIL TUBE	1		
23	AT217836	HYDRAULIC HOSE - FABRICATE	4		

TP58710 -UN-11AUG97

MAIN PIPINGS



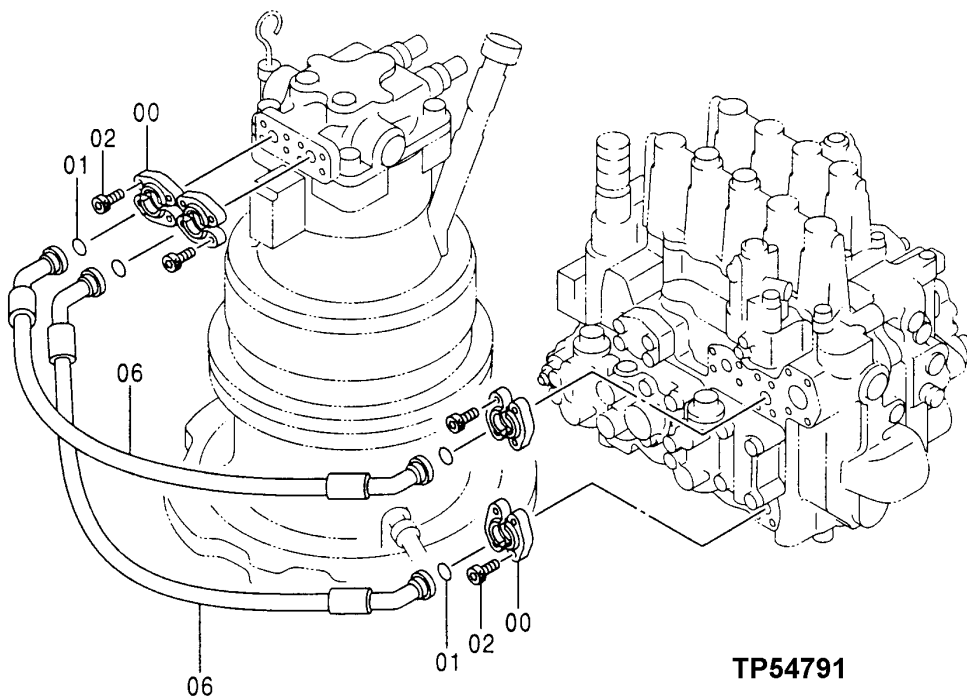
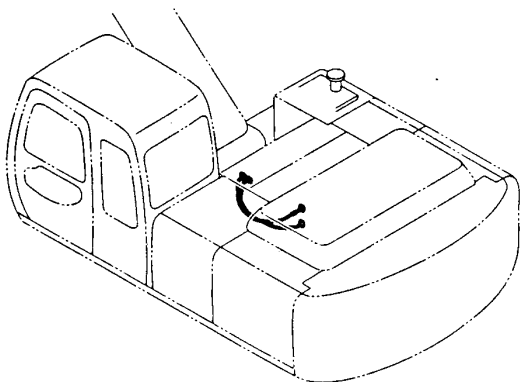
MAIN PIPINGS

KEY	PART NO.	PART NAME	QTY	SERIAL NO.	REMARKS
0	R29424	FLANGE FITTING	6		
1	T59014	O-RING	3		24.994 X 3.531 MM (63/64" X 0.139")
2	AT213614	SCREW	12		
4	H61354	FLANGE FITTING	2		
5	T78313	O-RING	1		32.918 X 3.531 MM (1.296" X 0.139")
6	AT213614	SCREW	4		
7	AT213830	HYDRAULIC HOSE	1		
8	AT213832	HOSE GUARD	3		
9	AT217763	HYDRAULIC HOSE	1		
10	AT213832	HOSE GUARD	5		
11	AT217747	HYDRAULIC HOSE	1		
12	AT213832	HOSE GUARD	3		
13	AT217748	HYDRAULIC HOSE	1		
14	AT213832	HOSE GUARD	3		

TP54791

-UN-03JUN97

MAIN PIPINGS



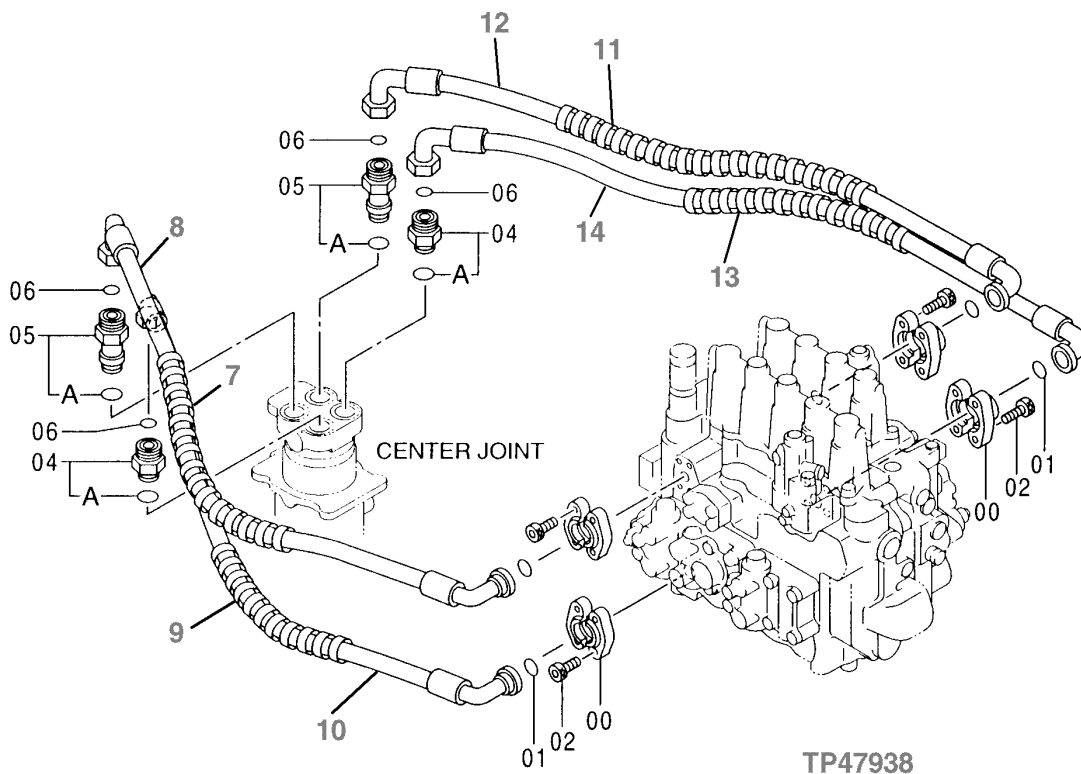
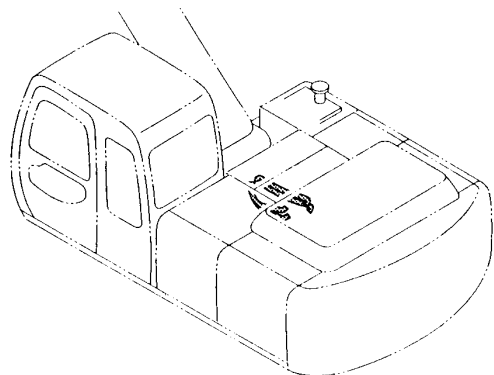
TP54791

MAIN PIPINGS

KEY	PART NO.	PART NAME	QTY	SERIAL NO.	REMARKS
0	R29424	FLANGE FITTING	8		
1	T59014	O-RING	4		24.994 X 3.531 MM (63/64" X 0.139")
2	AT213614	SCREW	16		
6	AT217798	HYDRAULIC HOSE	2		

TP47938 -UN-14MAY96

MAIN PIPINGS



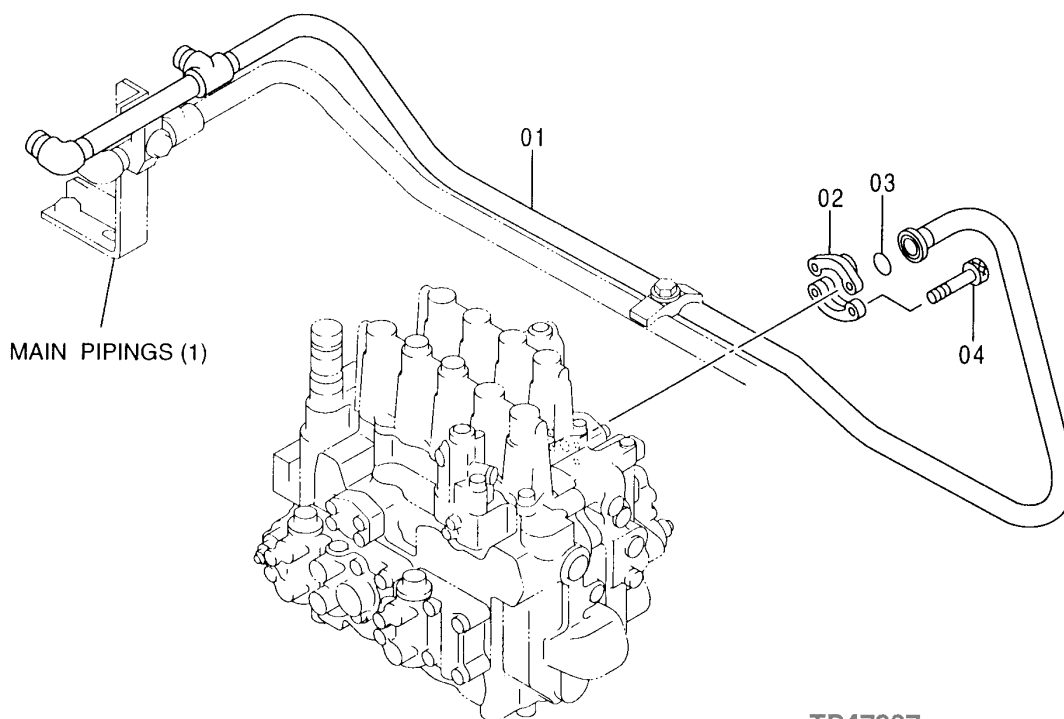
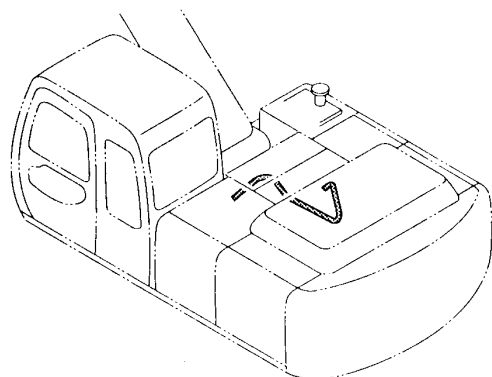
MAIN PIPINGS

KEY	PART NO.	PART NAME	QTY	SERIAL NO.	REMARKS
0	R29424	FLANGE FITTING	8		
1	T59014	O-RING	4		24.994 X 3.531 MM (63/64" X 0.139")
2	AT213614	SCREW	16		
4	AT107392	ADAPTER	2		
4A	TH100055	O-RING	1		23.700 X 3.500 MM (0.933" X 0.138")
5	AT107393	ADAPTER	2		
5A	TH100055	O-RING	1		23.700 X 3.500 MM (0.933" X 0.138")
6	T77858	O-RING	4		18.771 X 1.778 MM (0.739" X 0.070")
7	AT213832	HOSE GUARD	2		
8	AT217794	HYDRAULIC HOSE	1		
9	AT213832	HOSE GUARD	1		
10	AT217761	HYDRAULIC HOSE	1		
11	AT213832	HOSE GUARD	2		
12	AT217765	HYDRAULIC HOSE	1		
13	AT213832	HOSE GUARD	1		
14	AT217764	HYDRAULIC HOSE	1		

TP47937

-UN-14MAY96

BOOM BOTTOM PIPINGS



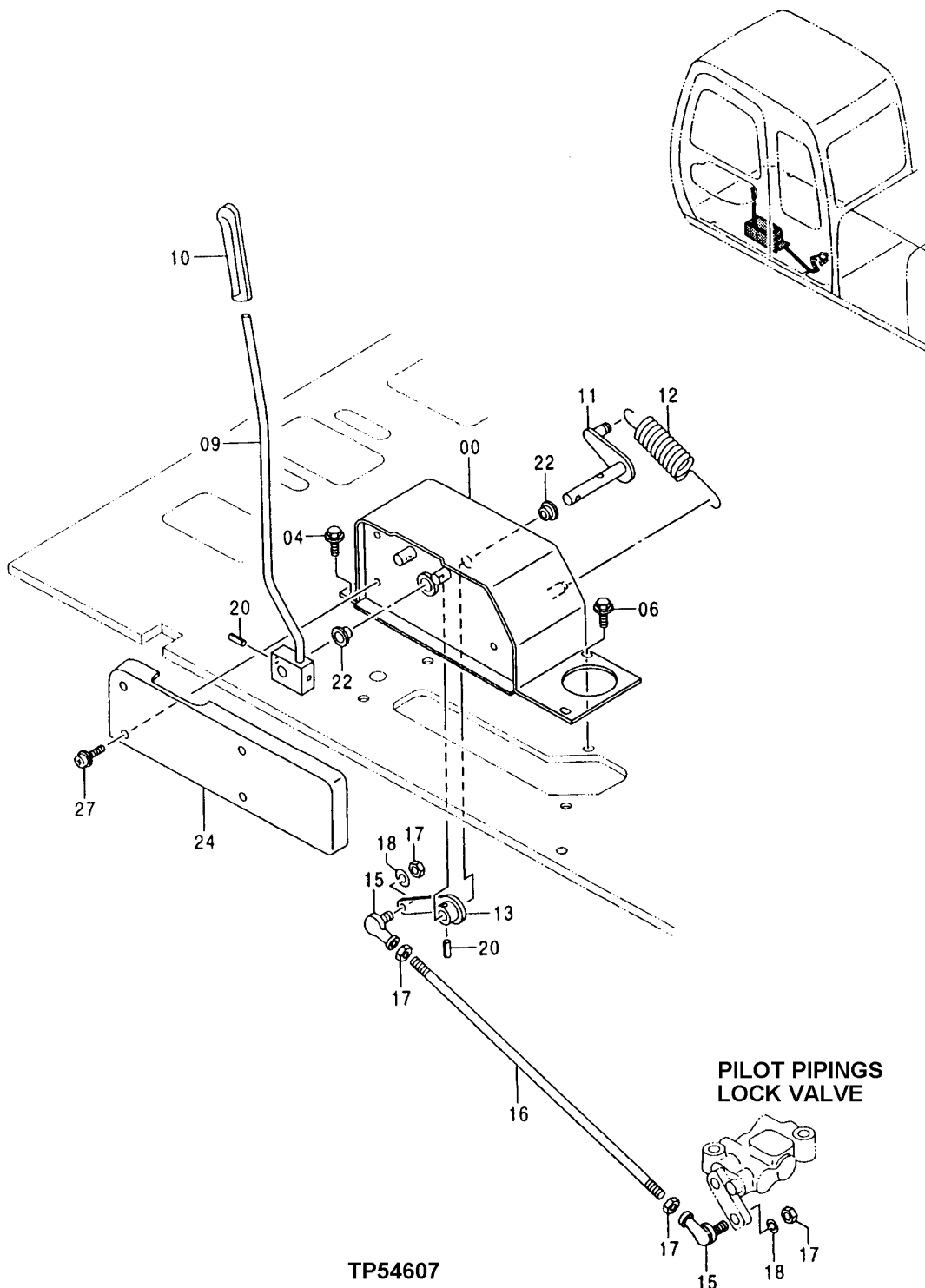
TP47937

BOOM BOTTOM PIPINGS

KEY	PART NO.	PART NAME	QTY	SERIAL NO.	REMARKS
1	AT217872	OIL TUBE	1		
2	H61354	FLANGE FITTING	2		
3	T78313	O-RING	1		32.918 X 3.531 MM (1.296" X 0.139")
4	AT213614	SCREW	4		

TP54607 -UN-22FEB97

LOCK LEVER



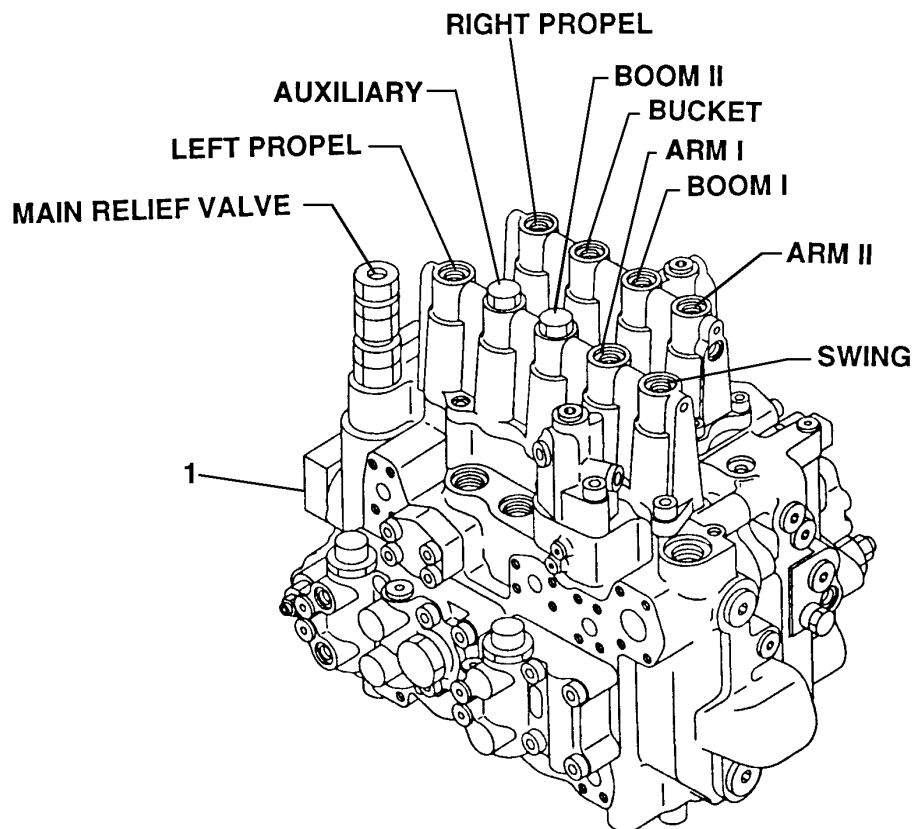
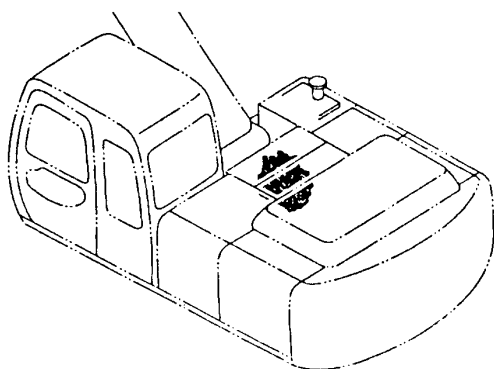
LOCK LEVER

KEY	PART NO.	PART NAME	QTY	SERIAL NO.	REMARKS
0	AT217849	BOX	1		
4	12M7066	LOCK WASHER	2	10.200 MM (0.402")	
	19M7402	CAP SCREW	2	M10 X 25	
6	12M7066	LOCK WASHER	2	10.200 MM (0.402")	
	24M7028	WASHER	2	10.500 X 20 X 2 MM (0.413" X 0.787" X 0.079")	
	19M7402	CAP SCREW	2	M10 X 25	
9	AT214361	LEVER	1		
10	AT154122	GRIP	1		
11	AT214358	LINK	1		
12	TH108392	EXTENSION SPRING	1		
13	AT177400	LEVER	1		
15	T110021	BALL JOINT SOCKET	2		
16	AT154262	STUD	1		
17	14M7273	NUT	4	M8	
18	12M7065	LOCK WASHER	2	8.100 MM (0.319")	
20	34M6402	SPRING PIN	2	8 X 28 MM (0.315" X 1.102")	
22	AT177401	BUSHING	2	16.100 X 20.100 X 12 MM (0.634" X 0.791" X 0.472")	
24	AT213737	COVER	1		
27	AT213612	SCREW, WITH WASHER	4		

TP54435

-UN-22NOV96

CONTROL VALVE



TP54435

EXCAVATOR

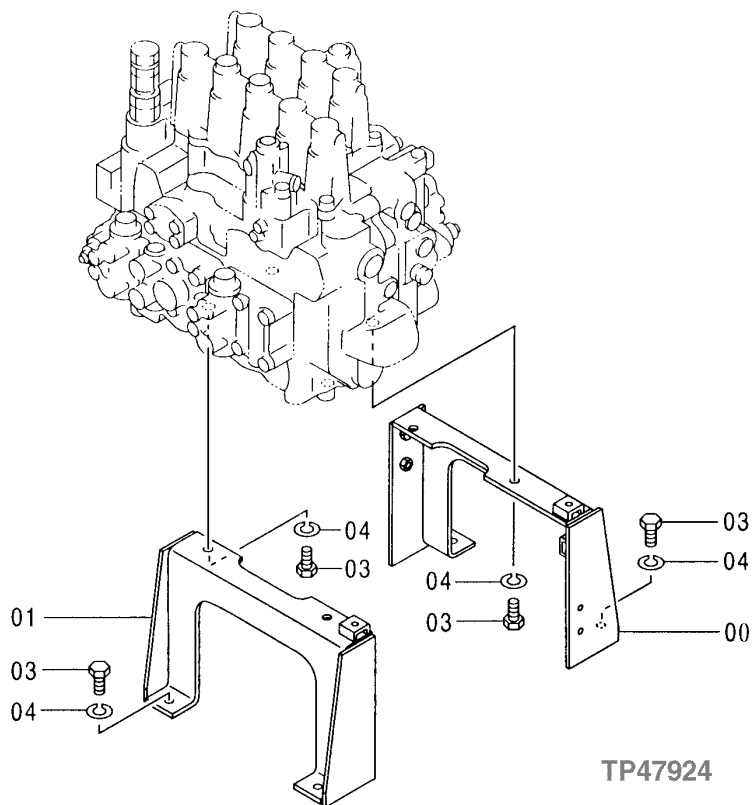
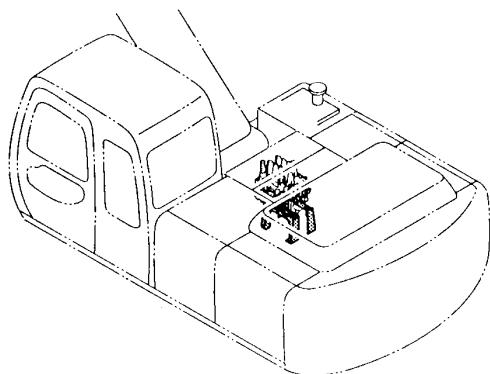
CONTROL VALVE

KEY	PART NO.	PART NAME	QTY	SERIAL NO.	REMARKS
0	AT218176	CONTROL VALVE	1		

TP47924

-UN-14MAY96

CONTROL VALVE SUPPORT



TP47924

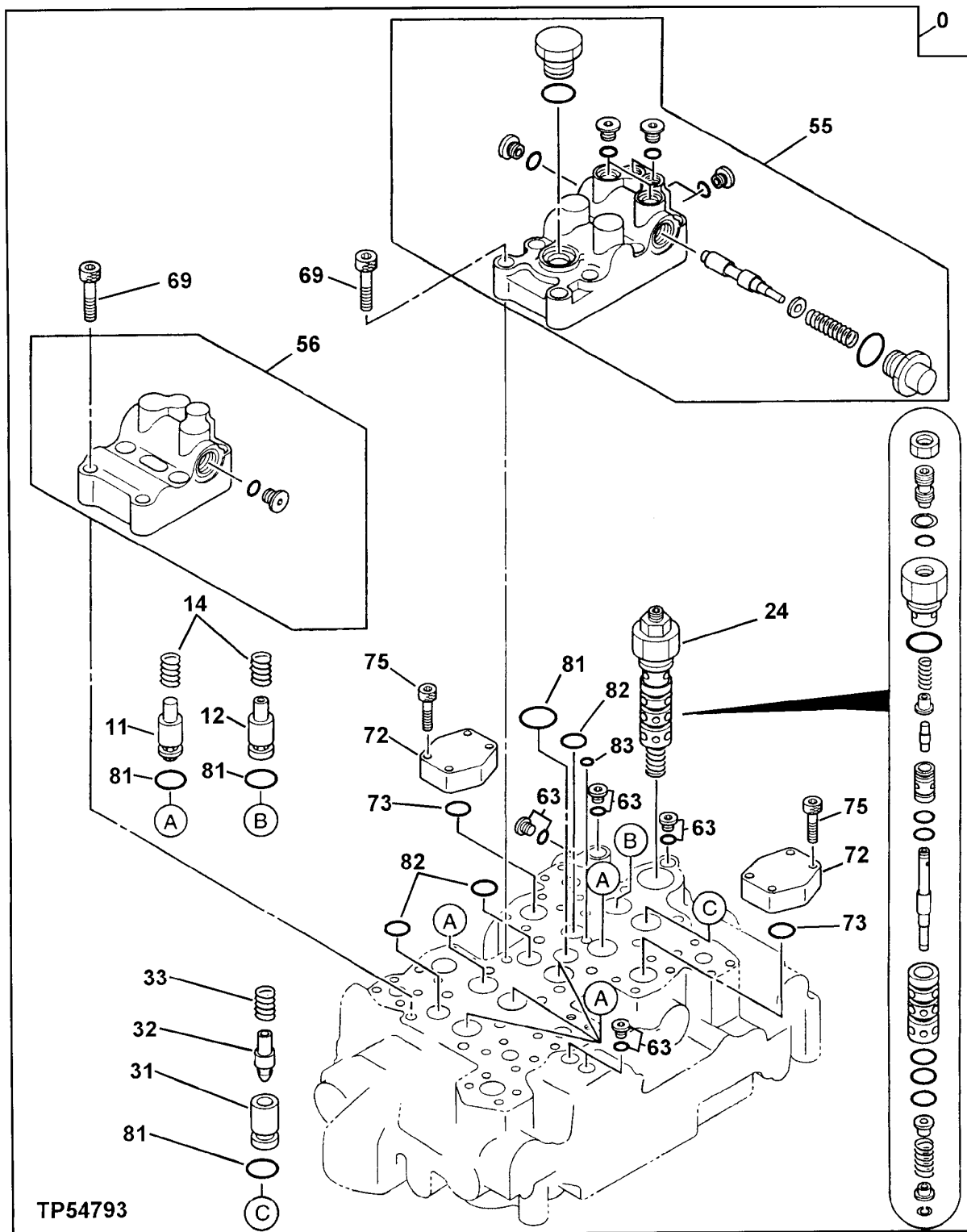
CONTROL VALVE SUPPORT

KEY	PART NO.	PART NAME	QTY	SERIAL NO.	REMARKS
0	AT214356	BRACKET	1		
1	AT214357	BRACKET	1		
3	19M8035	CAP SCREW	8	M16 X 35	
4	12H294	LOCK WASHER	8	15.875 MM (5/8")	

TP54793

-UN-30MAY97

CONTROL VALVE



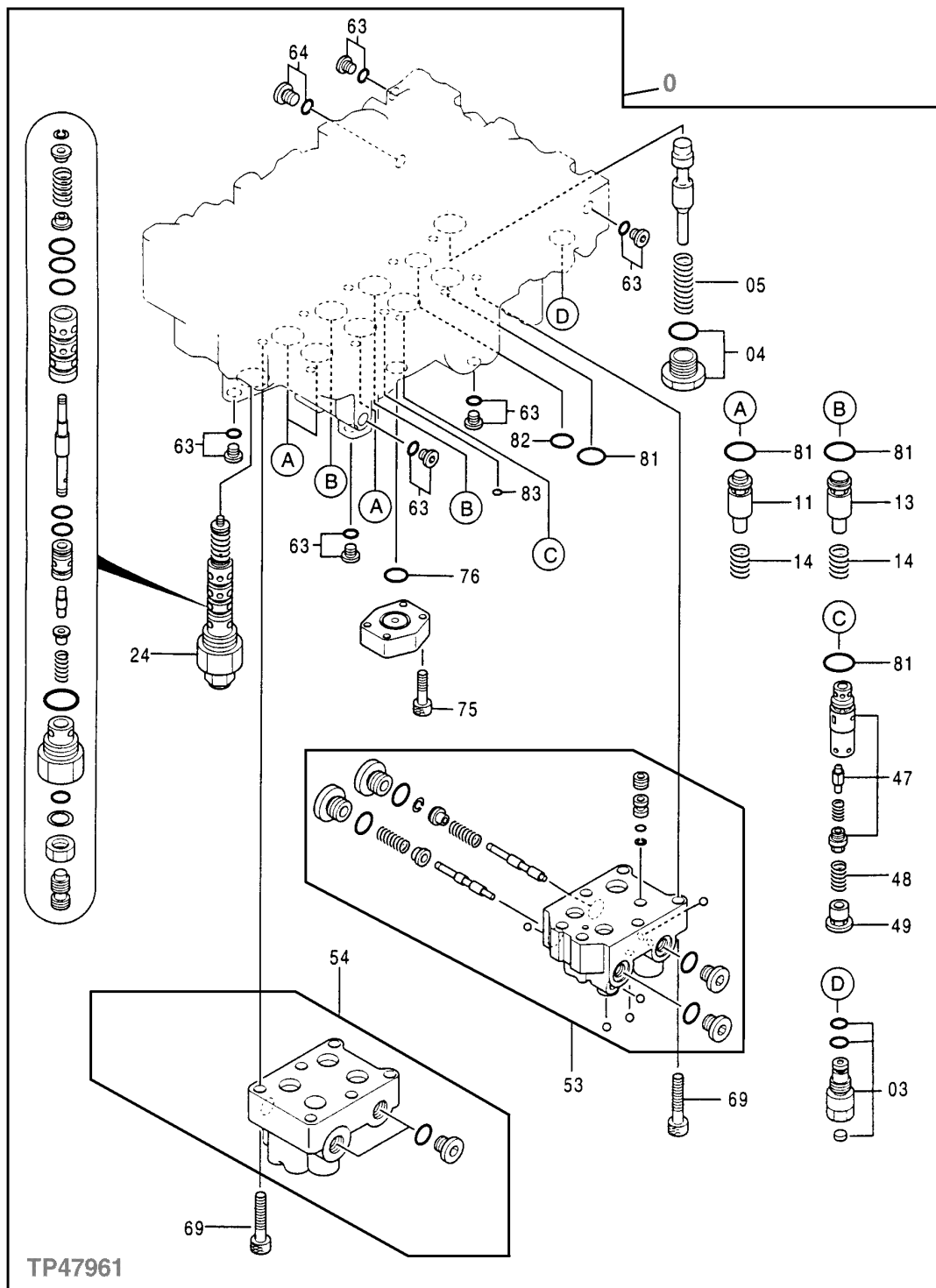
CONTROL VALVE

KEY	PART NO.	PART NAME	QTY	SERIAL NO.	REMARKS
0	AT218176	CONTROL VALVE	1		(CONTAINS ALL ITEMS ON THIS PAGE - ADDITIONAL COMPONENTS LISTED ON FOLLOWING PAGES)
11	AT217920	POPPET	5		
12	AT213662	POPPET	1		
14	AT213663	SPRING	6		
24	AT214282	RELIEF VALVE	1		
31	AT213665	SLEEVE	1		
32	AT213658	POPPET	1		
33	AT213659	SPRING	1		
55	AT217919	VALVE	1		(TRAVEL FLOW CONTROL VALVE)
56	AT217921	HOUSING	1		
63	AT213660	FITTING PLUG	5		
69	AT213661	SCREW	14		
72	AT213668	CAP	2		
73	T78313	O-RING	2		32.918 X 3.531 MM (1.296" X 0.139")
75	AT154591	BOLT	8		
81	TH111690	O-RING	8		
82	CH12329	PACKING	3		
83	TH104587	O-RING	1		5.800 X 1.900 MM (0.228" X 0.075")

TP47961

-UN-30MAY96

CONTROL VALVE



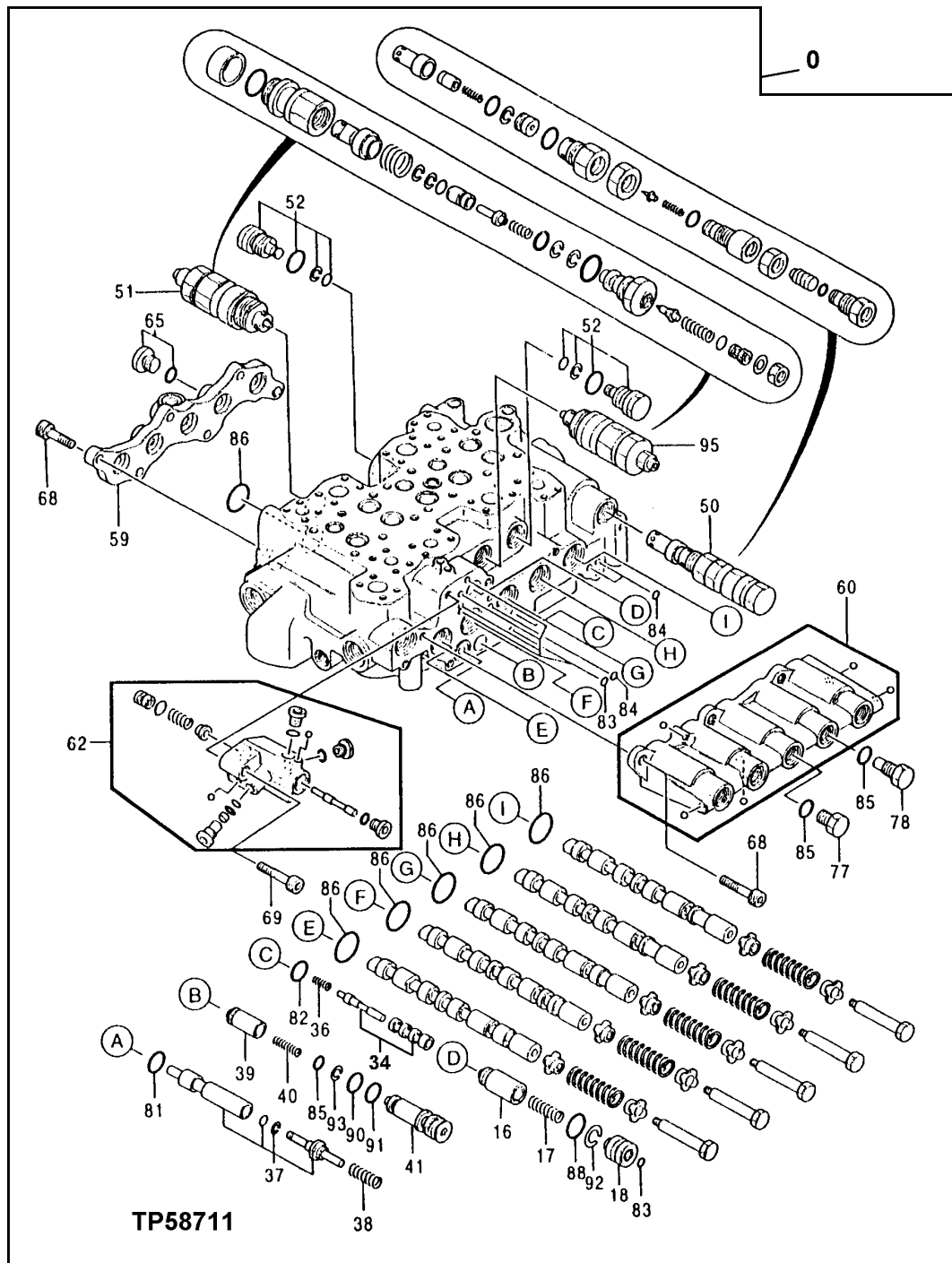
CONTROL VALVE

KEY	PART NO.	PART NAME	QTY	SERIAL NO.	REMARKS
0	CONTROL VALVE	1		(CONTAINS ALL ITEMS ON THIS PAGE - ADDITIONAL COMPONENTS LISTED ON PREVIOUS AND FOLLOWING PAGES)
3	AT213669	FITTING PLUG	1		
4	AT213670	FITTING PLUG	1		
5	AT213671	SPRING	1		
11	AT217920	POPPET	3		
13	AT213672	POPPET	2		
14	AT213663	SPRING	5		
24	AT214282	RELIEF VALVE	1		
47	AT217914	POPPET	1		
48	AT213666	SPRING	1		
49	AT213667	SPACER	1		
53	AT217915	VALVE	1		
54	AT217922	HOUSING	1		
63	AT213660	FITTING PLUG	6		
64	AT213675	FITTING PLUG	1		
69	AT213661	SCREW	12		
75	AT154591	BOLT	4		
76	A4730R	O-RING	1		24.994 X 3.531 MM (63/64" X 0.139")
81	TH111690	O-RING	7		
82	CH12329	PACKING	1		
83	TH104587	O-RING	1		5.800 X 1.900 MM (0.228" X 0.075")

TP58711

-UN-07AUG97

CONTROL VALVE



EXCAVATOR

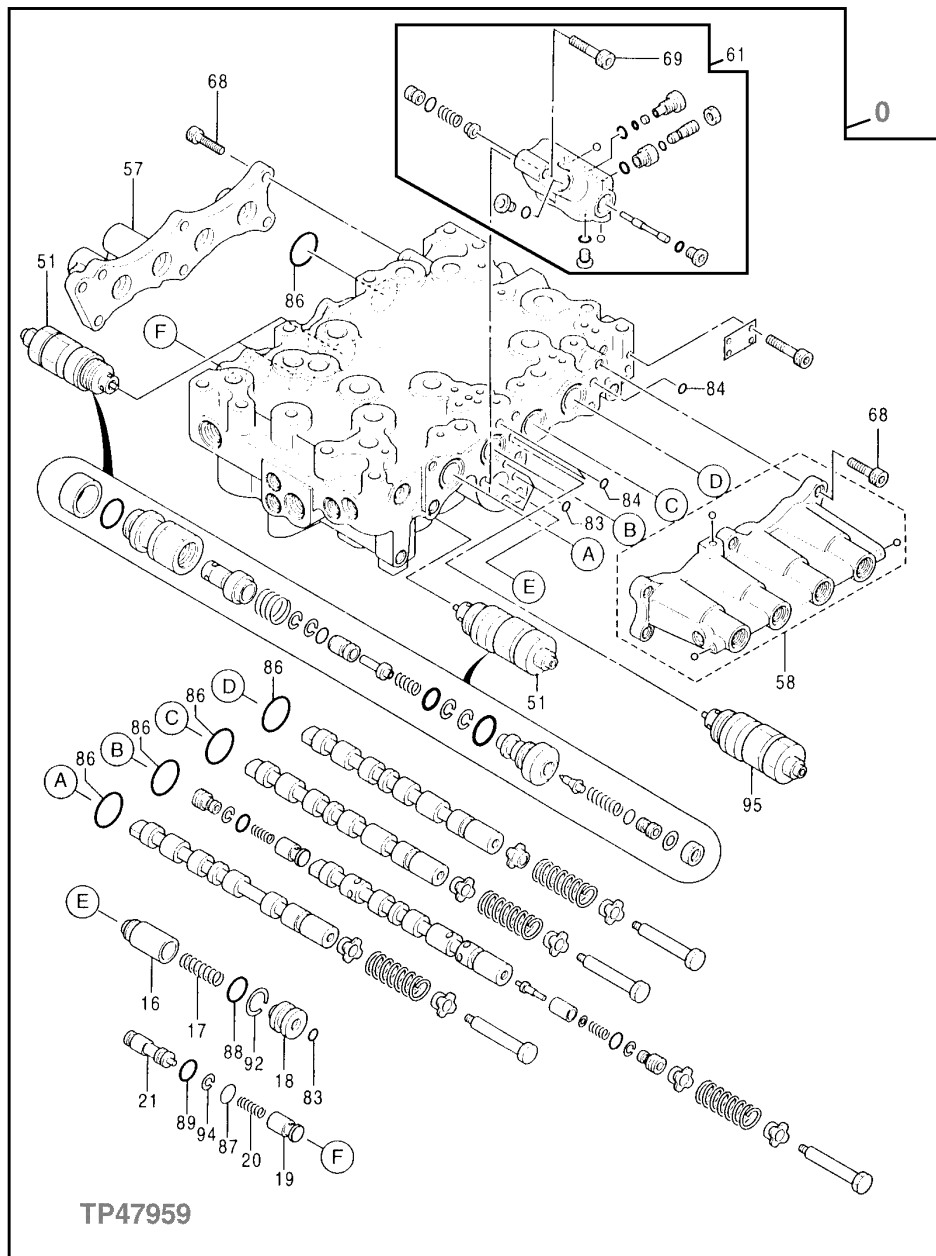
CONTROL VALVE

KEY	PART NO.	PART NAME	QTY	SERIAL NO.	REMARKS
0	AT218176	CONTROL VALVE	1		(CONTAINS ALL ITEMS ON THIS PAGE - ADDITIONAL COMPONENTS LISTED ON PREVIOUS AND FOLLOWING PAGES)
16	AT213676	POPPET	1		
17	AT213677	SPRING	1		
18	AT213678	SPACER	1		
34	AT217992	SLEEVE	1		
36	AT213681	SPRING	1		
37	AT213682	VALVE SPOOL	1		
38	AT213683	SPRING	1		
39	AT213684	POPPET	1		
40	AT213685	SPRING	1		
41	AT213686	SPACER	1		
50	AT217834	RELIEF VALVE	1		
51	AT214285	RELIEF VALVE	1		
52	AT213687	FITTING PLUG	2		
59	AT213688	CAP	1		
60	AT213689	CAP	1		
62	AT214295	HOUSING	1		
65	AT213690	FITTING PLUG	1		
68	AT132356	BOLT	12		M12 X 35
69	AT213661	SCREW	2		
77	TH110315	DRAIN PLUG	1		
78	AT213691	FITTING PLUG	1		
81	TH111690	O-RING	1		
82	CH12329	PACKING	1		
83	TH104587	O-RING	6		5.800 X 1.900 MM (0.228" X 0.075")
84	CH17167	O-RING	3		9.800 X 1.900 MM (0.386" X 0.075")
85	CH11570	O-RING	3		13.800 X 2.400 MM (0.543" X 0.094")
86	CH14701	O-RING	10		39.400 X 3.100 MM (1.551" X 0.122")
88	AT154871	O-RING	1		21.700 X 3.500 MM (0.854" X 0.138")
90	TH102561	O-RING	1		15.800 X 2.400 MM (0.622" X 0.094")
91	U46489	O-RING	1		17.800 X 2.400 MM (0.701" X 0.094")
92	AT132396	BACK-UP RING	1		22 X 28 X 1.250 MM (0.866" X 1.102" X 0.049")
93	TH100050	BACK-UP RING	1		
95	AT213982	RELIEF VALVE	1		

TP47959

-UN-31MAY96

CONTROL VALVE



EXCAVATOR

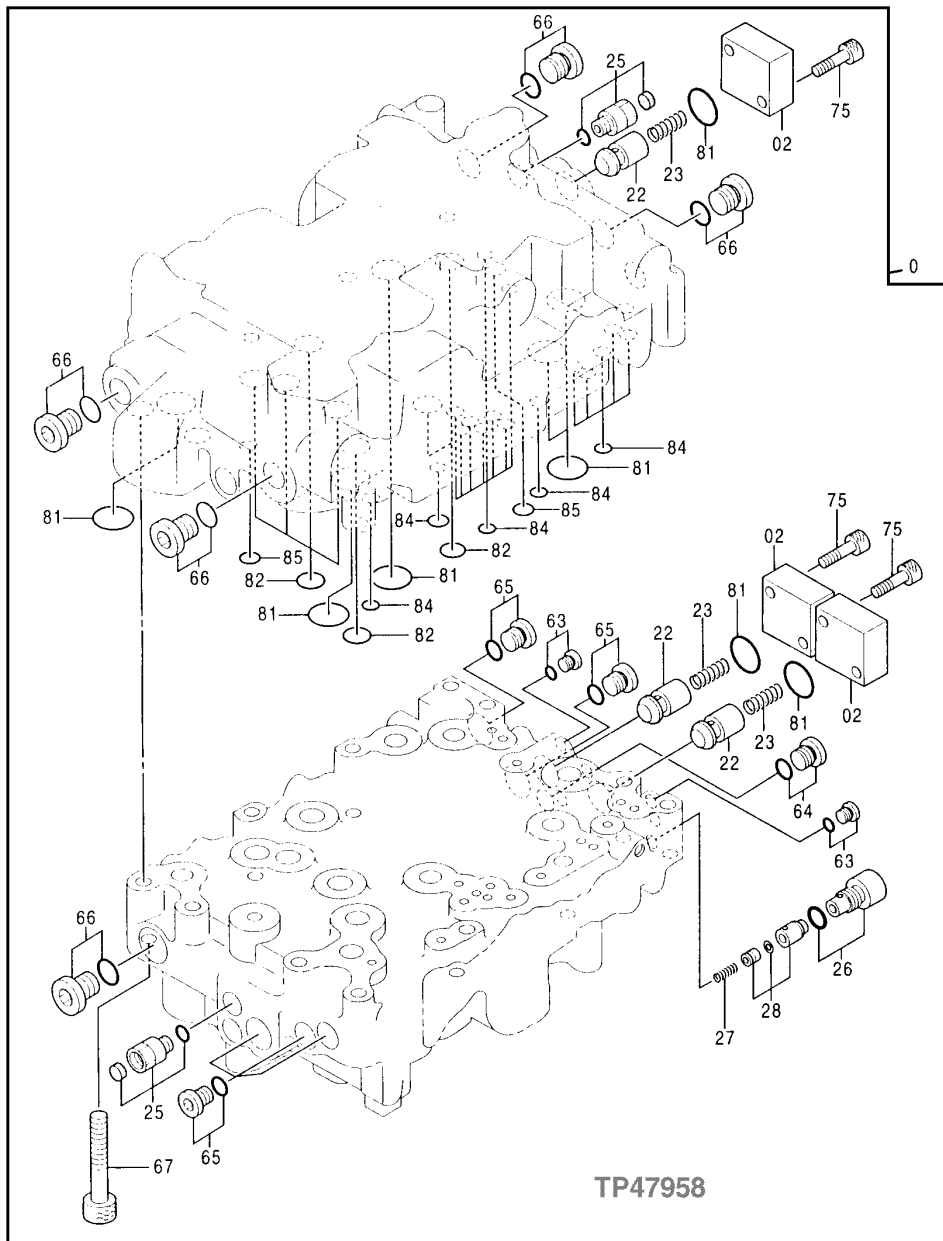
CONTROL VALVE

KEY	PART NO.	PART NAME	QTY	SERIAL NO.	REMARKS
0	AT218176	CONTROL VALVE	1		(CONTAINS ALL ITEMS ON THIS PAGE - ADDITIONAL COMPONENTS LISTED ON PREVIOUS AND FOLLOWING PAGES)
16	AT213676	POPPET	1		
17	AT213677	SPRING	1		
18	AT213678	SPACER	1		
19	AT213692	POPPET	1		
20	AT213693	SPRING	1		
21	AT213694	SPACER	1		
51	AT214285	RELIEF VALVE	3		
57	AT213695	CAP	1		
58	AT213696	CAP	1		
61	AT214283	HOUSING	1		
68	AT132356	BOLT	14	M12 X 35	
69	AT213661	SCREW	2		
83	TH104587	O-RING	4		5.800 X 1.900 MM (0.228" X 0.075")
84	CH17167	O-RING	3		9.800 X 1.900 MM (0.386" X 0.075")
86	CH14701	O-RING	8		39.400 X 3.100 MM (1.551" X 0.122")
87	AT202454	O-RING	1		
88	AT154871	O-RING	1		21.700 X 3.500 MM (0.854" X 0.138")
89	CH10568	PACKING	1		
92	AT132396	BACK-UP RING	1		22 X 28 X 1.250 MM (0.866" X 1.102" X 0.049")
94	TH110325	BACK-UP RING	1		10 X 14 X 1.250 MM (0.394" X 0.551" X 0.049")
95	AT213982	RELIEF VALVE	1		

TP47958

-UN-22MAY96

CONTROL VALVE



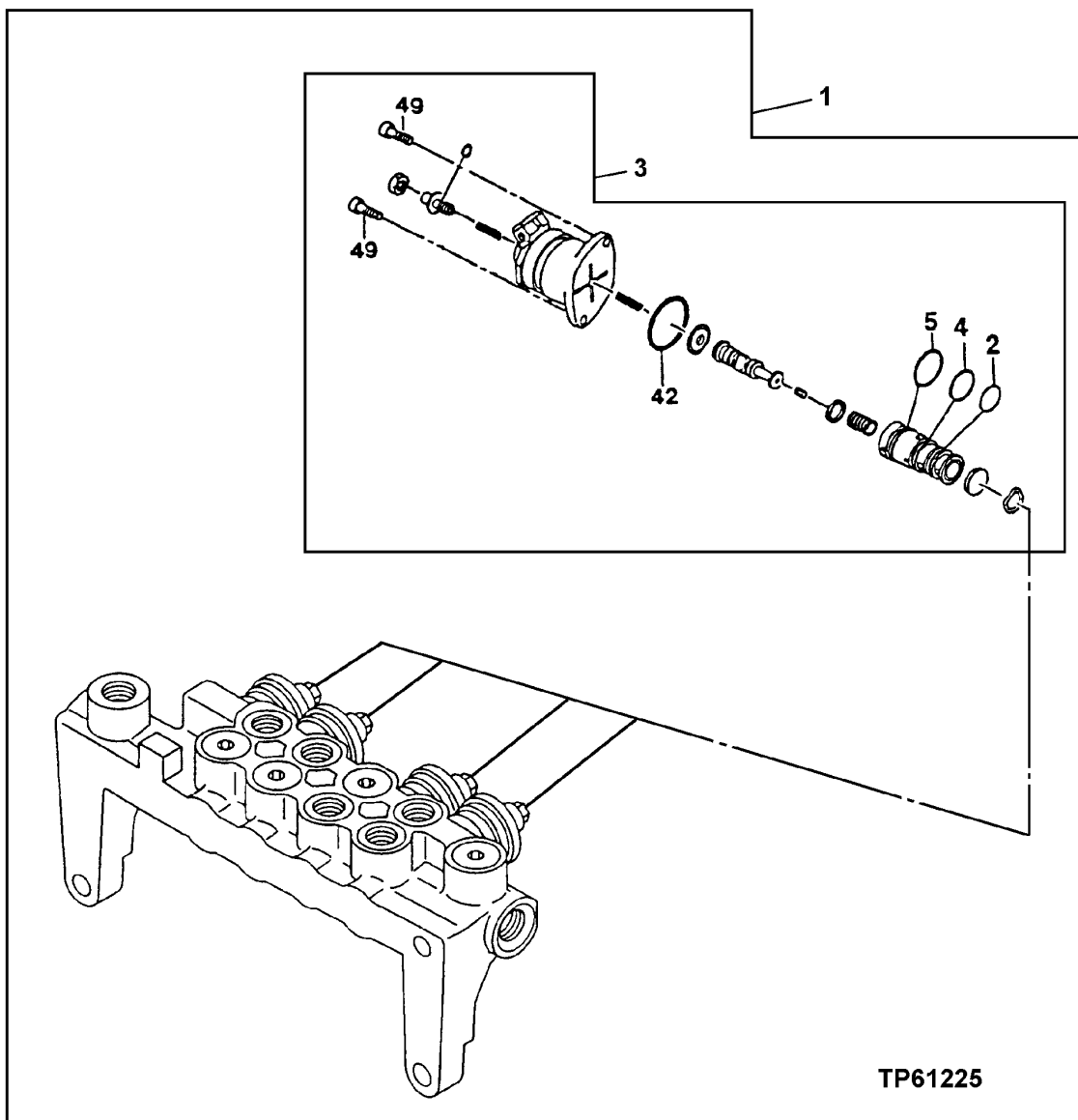
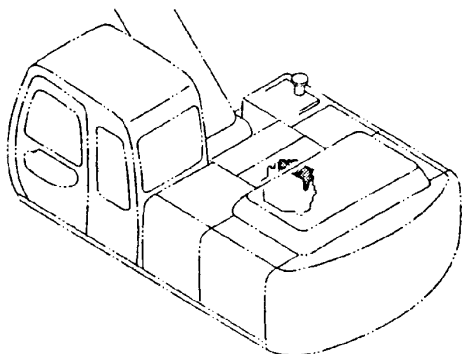
CONTROL VALVE

KEY	PART NO.	PART NAME	QTY	SERIAL NO.	REMARKS
0	AT218176	CONTROL VALVE	1		(CONTAINS ALL ITEMS ON THIS PAGE - ADDITIONAL COMPONENTS LISTED ON PREVIOUS PAGES)
2	AT213699	COVER	3		
22	AT213700	POPPET	3		
23	AT213701	SPRING	3		
25	AT213702	FITTING PLUG	2		
26	AT213703	FITTING PLUG	1		
27	AT213697	SPRING	1		
28	AT213704	POPPET	1		
63	AT213660	FITTING PLUG	2		
64	AT213675	FITTING PLUG	1		
65	AT213690	FITTING PLUG	5		
66	AT213698	FITTING PLUG	5		
67	AT213627	SCREW	12		
75	AT154591	BOLT	6		
81	TH111690	O-RING	8		
82	CH12329	PACKING	7		
84	CH17167	O-RING	16		9.800 X 1.900 MM (0.386" X 0.075")
85	CH11570	O-RING	2		13.800 X 2.400 MM (0.543" X 0.094")

TP61225

-UN-21JUL98

SOLENOID VALVE



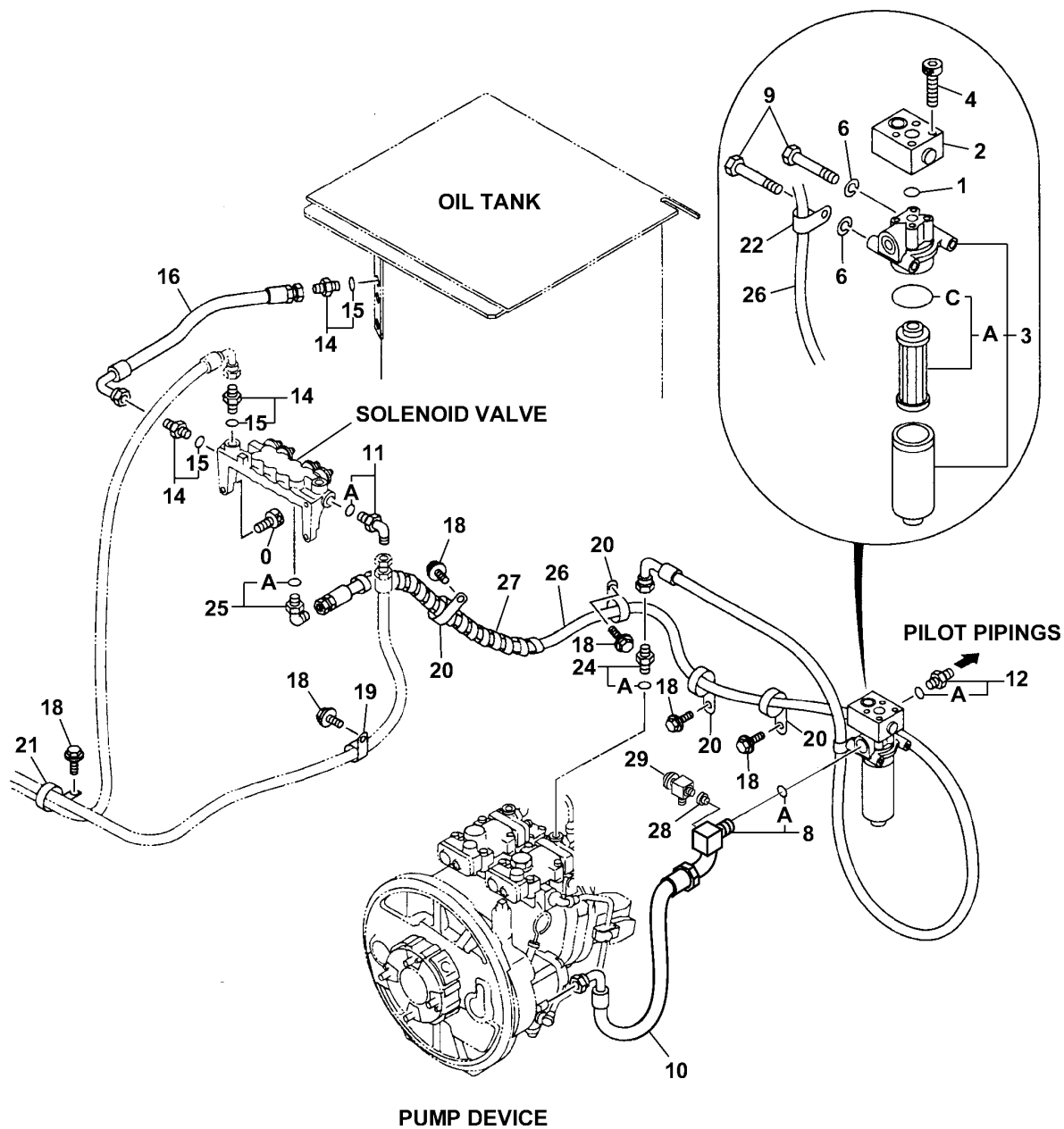
TP61225

SOLENOID VALVE

KEY	PART NO.	PART NAME	QTY	SERIAL NO.	REMARKS
1	AT214032	SOLENOID VALVE	1		
2	AT153902	O-RING	1		13 X 1.900 MM (0.512" X 0.075")
3	AT215827	VALVE	4		
4	R99052	O-RING	1		14.800 X 1.900 MM (0.583" X 0.075")
5	AT153904	O-RING	1		16.800 X 1.900 MM (0.661" X 0.075")
42	AT215825	O-RING	1		
49	AT215661	SCREW	2		

TP61523 -UN-15APR99

PILOT PIPINGS



TP61523

EXCAVATOR

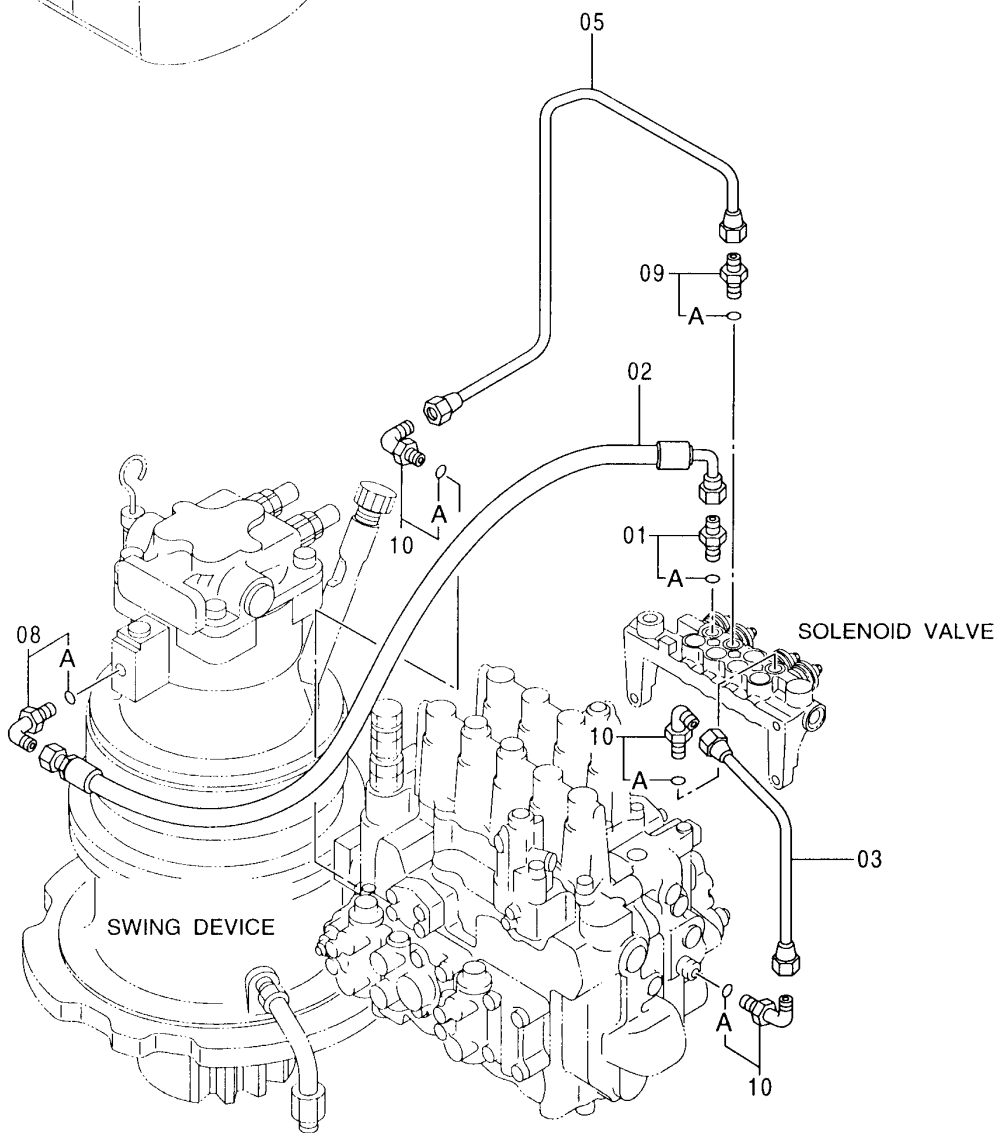
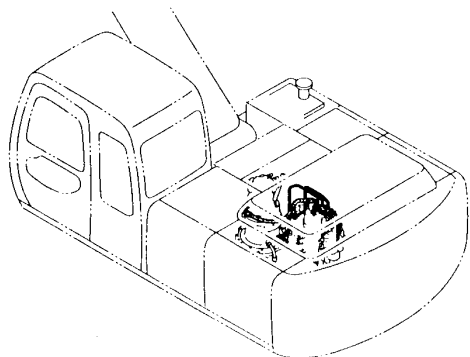
PILOT PIPINGS

KEY	PART NO.	PART NAME	QTY	SERIAL NO.	REMARKS
0	AT213614	SCREW	2		
1	TH102561	O-RING	1	15.800 X 2.400 MM (0.622" X 0.094")	
2	AT213955	RELIEF VALVE	1		
3	AT213834	FILTER HEAD	1		
3A	AT186554	FILTER ELEMENT	1	(SUB FOR AT214263)	
3C	TH105683	O-RING	1	59.400 X 3.100 MM (2.339" X 0.122")	
4	AT213613	SCREW	4		
6	12M7066	LOCK WASHER	2	10.200 MM (0.402")	
8	AT186611	FITTING	1		
8A	U46489	O-RING	1	17.800 X 2.400 MM (0.701" X 0.094")	
9	19M8343	CAP SCREW	2	M10 X 120	
10	AT218177	HYDRAULIC HOSE - FABRICATE	1		
11	TH101047	ELBOW FITTING	1		
11A	CH11570	O-RING	1	13.800 X 2.400 MM (0.543" X 0.094")	
12	TH108400	ADAPTER	1		
12A	U46489	O-RING	1	17.800 X 2.400 MM (0.701" X 0.094")	
14	TH108320	ADAPTER	3		
15	CH11570	O-RING	3	13.800 X 2.400 MM (0.543" X 0.094")	
16	AT217776	HYDRAULIC HOSE - FABRICATE	1		
18	19M7938	CAP SCREW	6	M10 X 20	
	12M7066	LOCK WASHER	6	10.200 MM (0.402")	
19	TH108598	CLIP	1		
20	AT121321	HOSE CLAMP	4		
21	TH110522	CLIP	1		
22	TH109649	CLIP	1		
24	TH108328	ADAPTER	1		
24A	M800650	PACKING	1		
25	TH100951	ELBOW FITTING	1		
25A	M800650	PACKING	1		
26	AT217835	HYDRAULIC HOSE	1	(ALSO ORDER TH108328)	
27	AT213831	HOSE GUARD	1		
28	AT185503	KIT	1		
29	AT182602	KIT	1	(OIL SAMPLING)	

TP47955

-UN-20MAY96

PILOT PIPINGS



TP47955

VALVE ; CONTROL

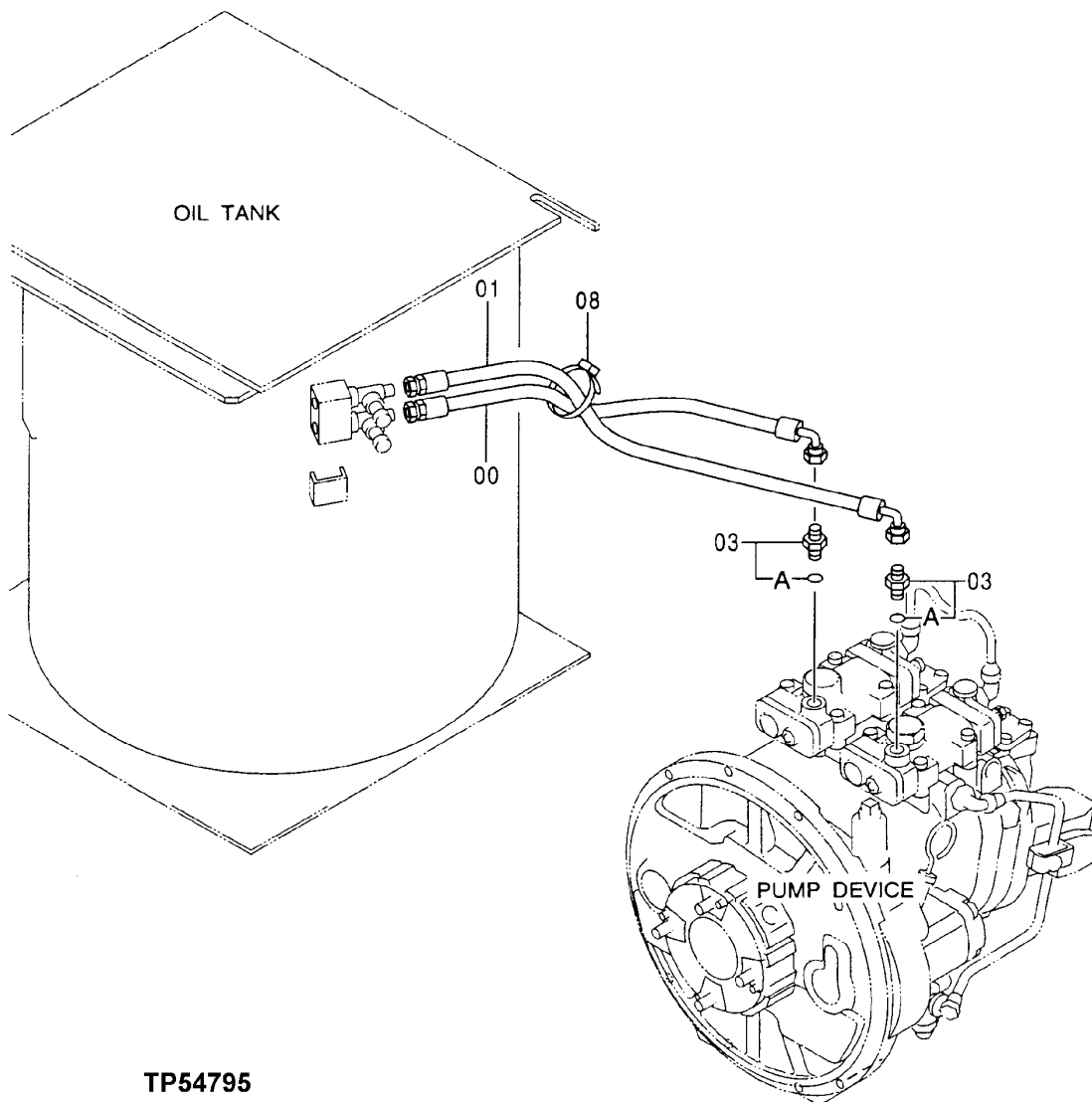
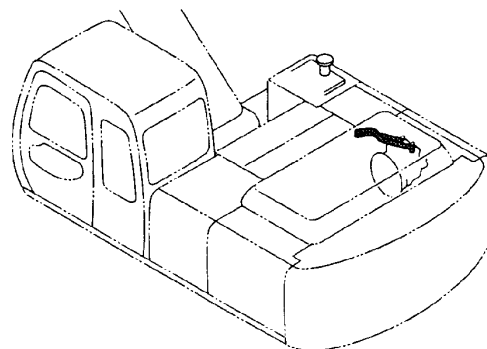
PILOT PIPINGS

KEY	PART NO.	PART NAME	QTY	SERIAL NO.	REMARKS
1	TH108328	ADAPTER	1		
1A	M800650	PACKING	1		
2	AT217762	HYDRAULIC HOSE - FABRICATE	1		
3	AT213854	OIL LINE	1		
5	AT213755	OIL LINE	1		
8	TH100951	ELBOW FITTING	1		
8A	M800650	PACKING	1		
9	AT155270	FITTING	1		
9A	M800650	PACKING	1		
10	AT160584	FITTING	3		
10A	M800650	PACKING	1		

TP54795

-UN-03JUN97

PILOT PIPINGS



TP54795

EXCAVATOR

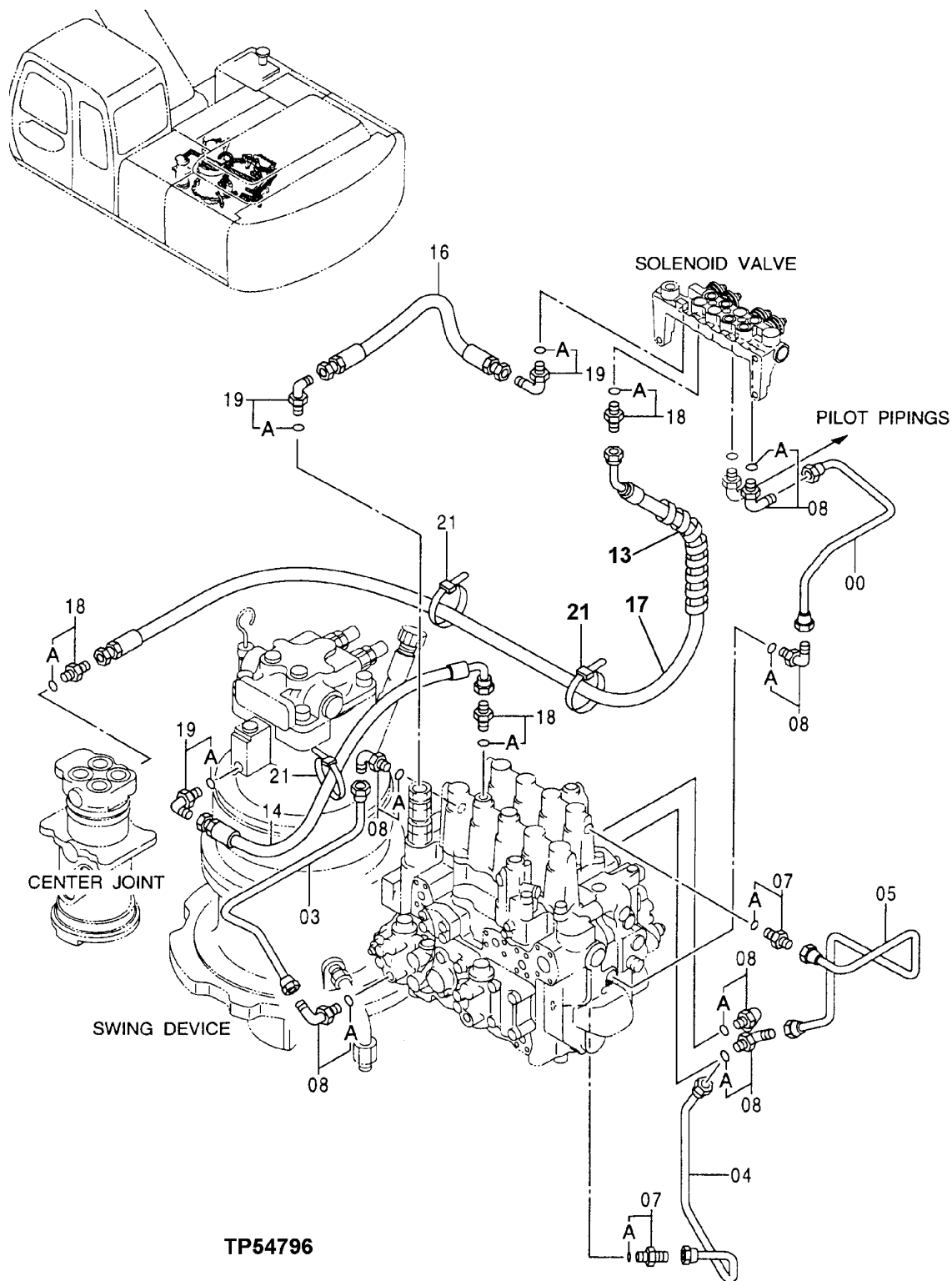
PILOT PIPINGS

KEY	PART NO.	PART NAME	QTY	SERIAL NO.	REMARKS
0	AT217813	HYDRAULIC HOSE - FABRICATE	1		
1	AT217814	HYDRAULIC HOSE - FABRICATE	1		
3	TH108328	ADAPTER	2		
3A	M800650	PACKING	1		
8	H77698	TIE BAND	1		

TP54796

-UN-04JUN97

PILOT PIPINGS

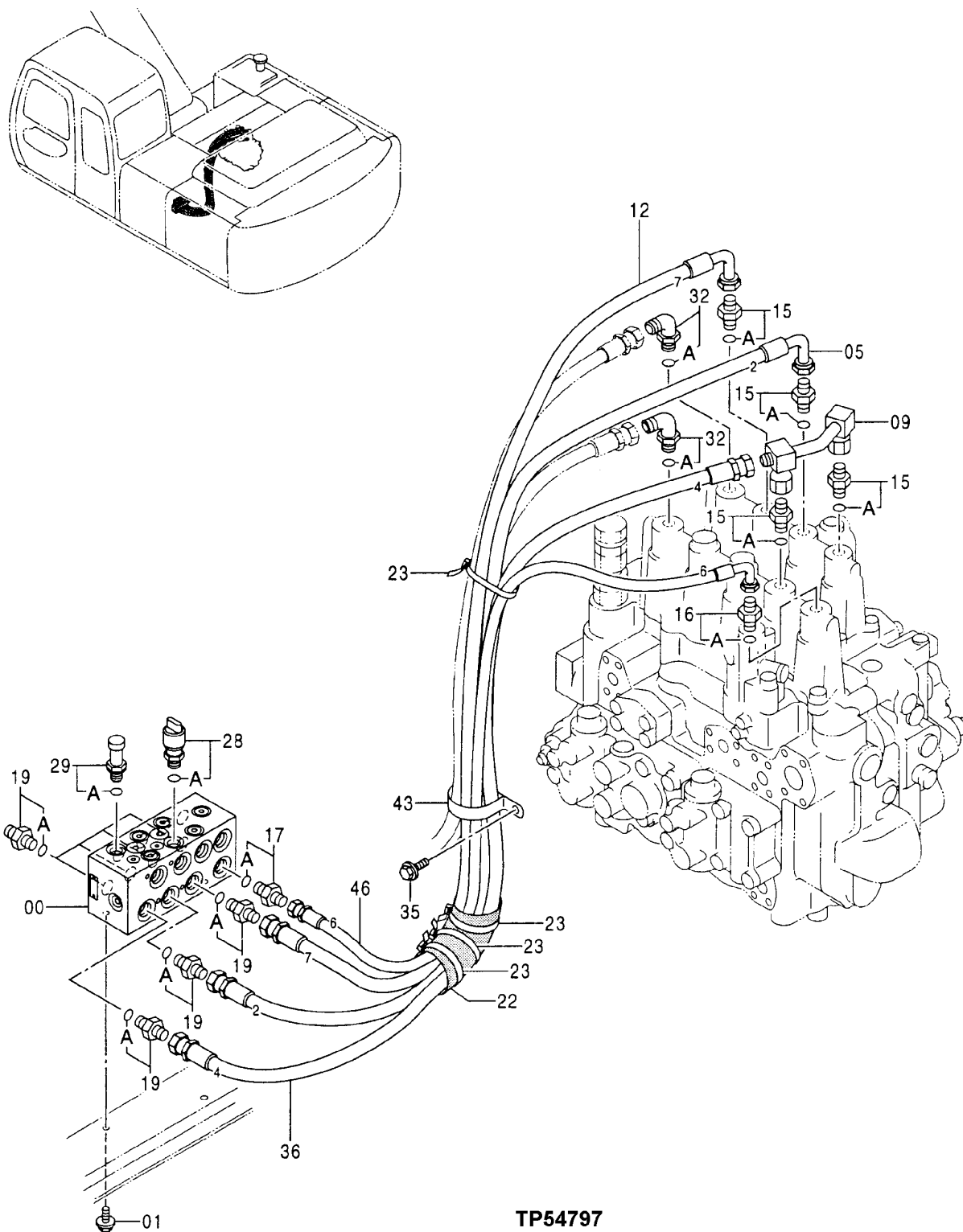


PILOT PIPINGS

KEY	PART NO.	PART NAME	QTY	SERIAL NO.	REMARKS
0	AT213855	OIL LINE	1		
3	AT213856	OIL LINE	1		
4	AT213857	OIL LINE	1		
5	AT213756	OIL LINE	1		
7	AT213809	FITTING	2		
7A	CH11570	O-RING	1		13.800 X 2.400 MM (0.543" X 0.094")
8	AT160584	FITTING	10		
8A	M800650	PACKING	1		
13	AT213831	HOSE GUARD	1		
14	AT213844	HYDRAULIC HOSE - FABRICATE	1		
16	AT213845	HYDRAULIC HOSE	1		
17	AT213909	HYDRAULIC HOSE	1		
18	TH108328	ADAPTER	3		
18A	M800650	PACKING	1		
19	TH100951	ELBOW FITTING	3		
19A	M800650	PACKING	1		
21	H77698	TIE BAND	3		

TP54797 -UN-03JUN97

PILOT PIPINGS



TP54797

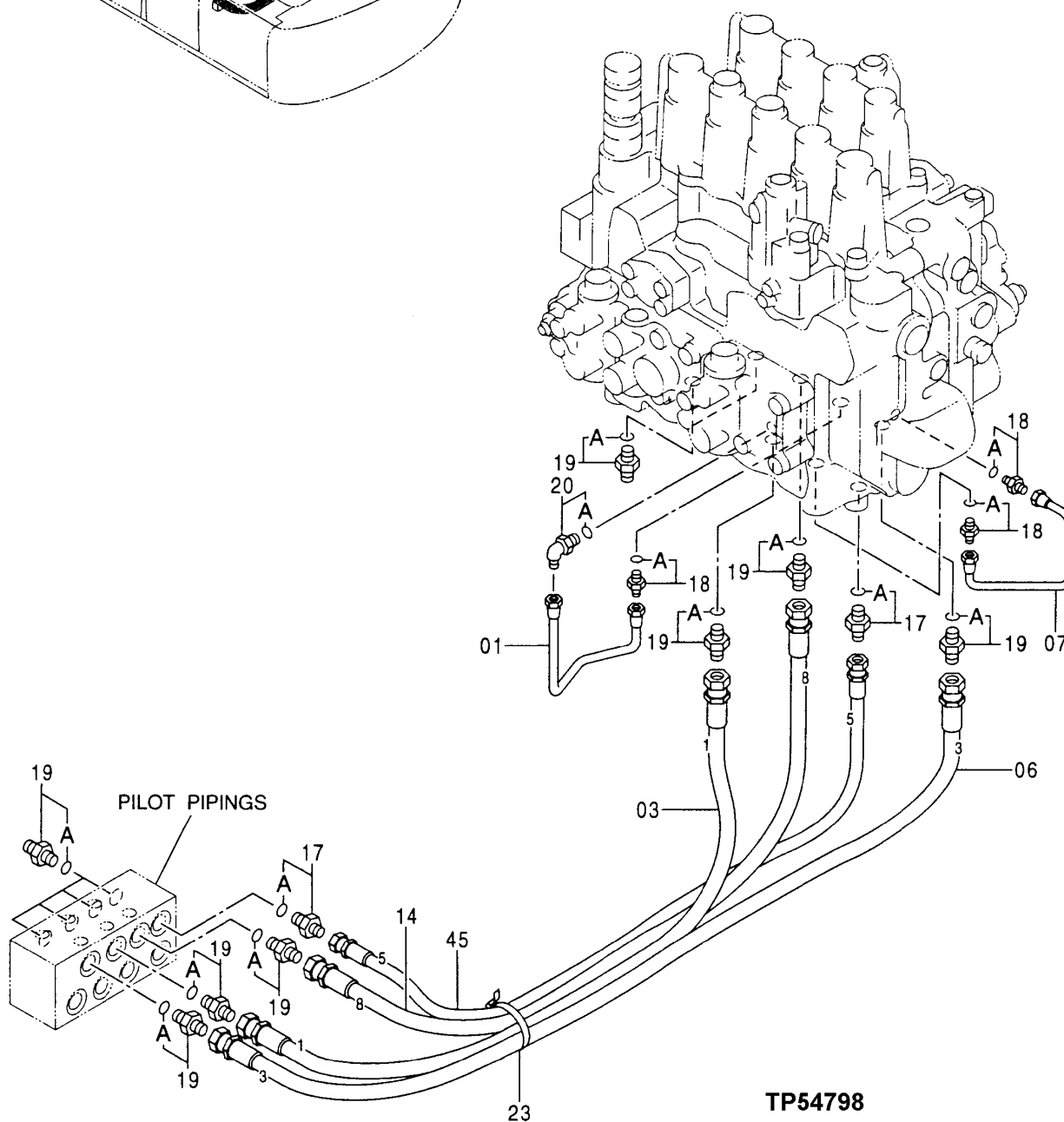
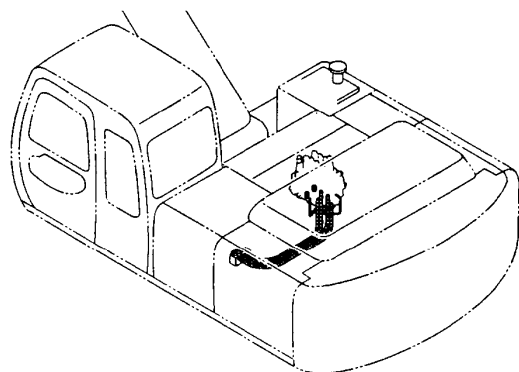
PILOT PIPINGS

KEY	PART NO.	PART NAME	QTY	SERIAL NO.	REMARKS
0	AT214034	VALVE	1		(FLOW CONTROL)
1	19M7402	CAP SCREW	2		M10 X 25
	12M7066	LOCK WASHER	2		10.200 MM (0.402")
	24M7028	WASHER	2		10.500 X 20 X 2 MM (0.413" X 0.787" X 0.079")
5	AT217772	HYDRAULIC HOSE - FABRICATE	1		
9	AT214353	OIL LINE	1		
12	AT217774	HYDRAULIC HOSE - FABRICATE	1		
15	TH108440	ADAPTER	4		
15A	CH11570	O-RING	1		13.800 X 2.400 MM (0.543" X 0.094")
16	AT213810	ADAPTER	1		
16A	CH11570	O-RING	1		13.800 X 2.400 MM (0.543" X 0.094")
17	AT126336	ADAPTER	1		
17A	CH11570	O-RING	1		13.800 X 2.400 MM (0.543" X 0.094")
19	TH108320	ADAPTER	7		
19A	CH11570	O-RING	1		13.800 X 2.400 MM (0.543" X 0.094")
22	TH111416	BUSHING	1		
23	H77698	TIE BAND	4		
28	AP33668	SWITCH	1		(BOOM UP PRESSURE)
28A	M800650	PACKING	1		
29	AT213840	SENSOR	1		(ARM IN PRESSURE)
29A	M800650	PACKING	1		
32	AT126458	ADAPTER	2		
32A	CH11570	O-RING	1		13.800 X 2.400 MM (0.543" X 0.094")
35	12M7066	LOCK WASHER	1		10.200 MM (0.402")
	19M7938	CAP SCREW	1		M10 X 20
36	AT213956	HYDRAULIC HOSE - FABRICATE	1		
43	TH110522	CLIP	1		
46	AT217801	HYDRAULIC HOSE - FABRICATE	1		

TP54798

-UN-03JUN97

PILOT PIPINGS



TP54798

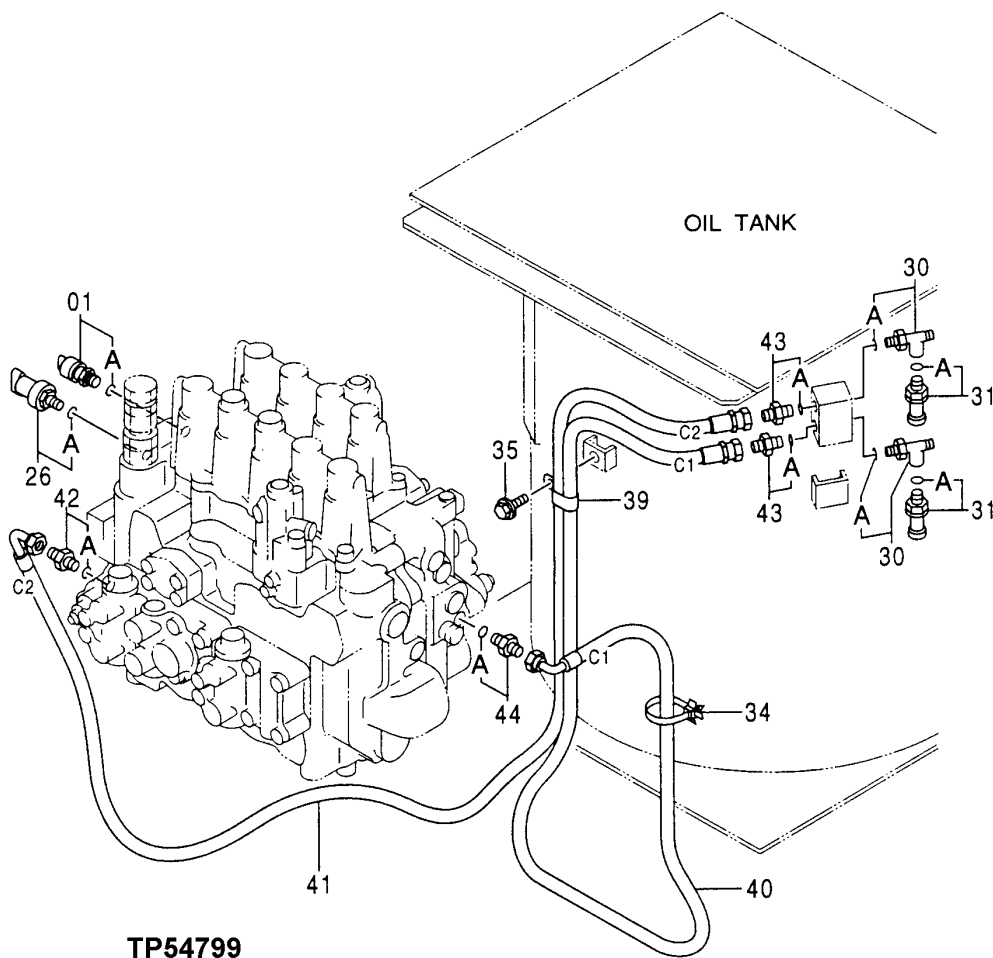
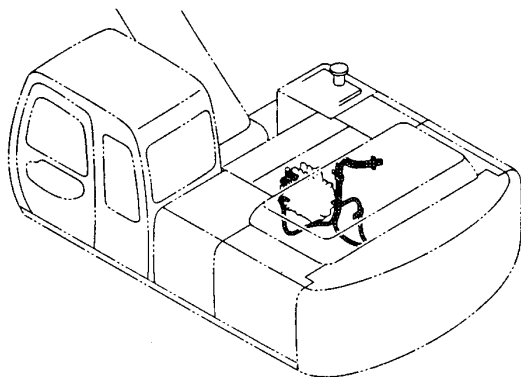
PILOT PIPINGS

KEY	PART NO.	PART NAME	QTY	SERIAL NO.	REMARKS
1	AT213853	OIL LINE	1		
3	AT217771	HYDRAULIC HOSE - FABRICATE	1		
6	AT217773	HYDRAULIC HOSE - FABRICATE	1		
7	AT213959	OIL LINE	1		
14	AT217795	HYDRAULIC HOSE - FABRICATE	1		
17	AT126336	ADAPTER	2		
17A	CH11570	O-RING	1	13.800 X 2.400 MM (0.543" X 0.094")	
18	AT213809	FITTING	3		
18A	CH11570	O-RING	1	13.800 X 2.400 MM (0.543" X 0.094")	
19	TH108320	ADAPTER	12		
19A	CH11570	O-RING	1	13.800 X 2.400 MM (0.543" X 0.094")	
20	AT213925	ELBOW FITTING	1		
20A	CH11570	O-RING	1	13.800 X 2.400 MM (0.543" X 0.094")	
23	H77698	TIE BAND	1		
45	AT217800	HYDRAULIC HOSE - FABRICATE	1		

TP54799

-UN-03JUN97

PILOT PIPINGS



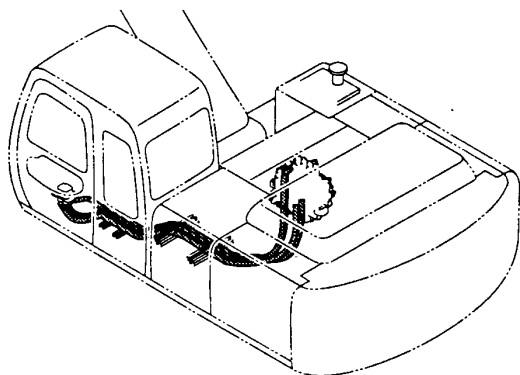
PILOT PIPINGS

KEY	PART NO.	PART NAME	QTY	SERIAL NO.	REMARKS
1	AT215109	SWITCH	1		(PROPEL PRESSURE SWITCH)
1A	M800650	PACKING	1		
26	AT213971	SWITCH	1		(DIG PRESSURE SWITCH)
26A	M800650	PACKING	1		
30	AT214020	TEE FITTING	2		
30A	M800650	PACKING	1		
31	AT213840	SENSOR	2		
31A	M800650	PACKING	1		
34	AT154928	CLIP	1		
35	12M7066	LOCK WASHER	1		10.200 MM (0.402")
	19M7938	CAP SCREW	1		M10 X 20
39	TH108321	CLIP	1		
40	AT213995	HYDRAULIC HOSE - FABRICATE	1		
41	AT213996	HYDRAULIC HOSE - FABRICATE	1		
42	TH108328	ADAPTER	1		
42A	M800650	PACKING	1		
43	AT213811	ADAPTER	2		
43A	M800650	PACKING	1		
44	AT126484	ADAPTER	1		
44A	M800650	PACKING	1		

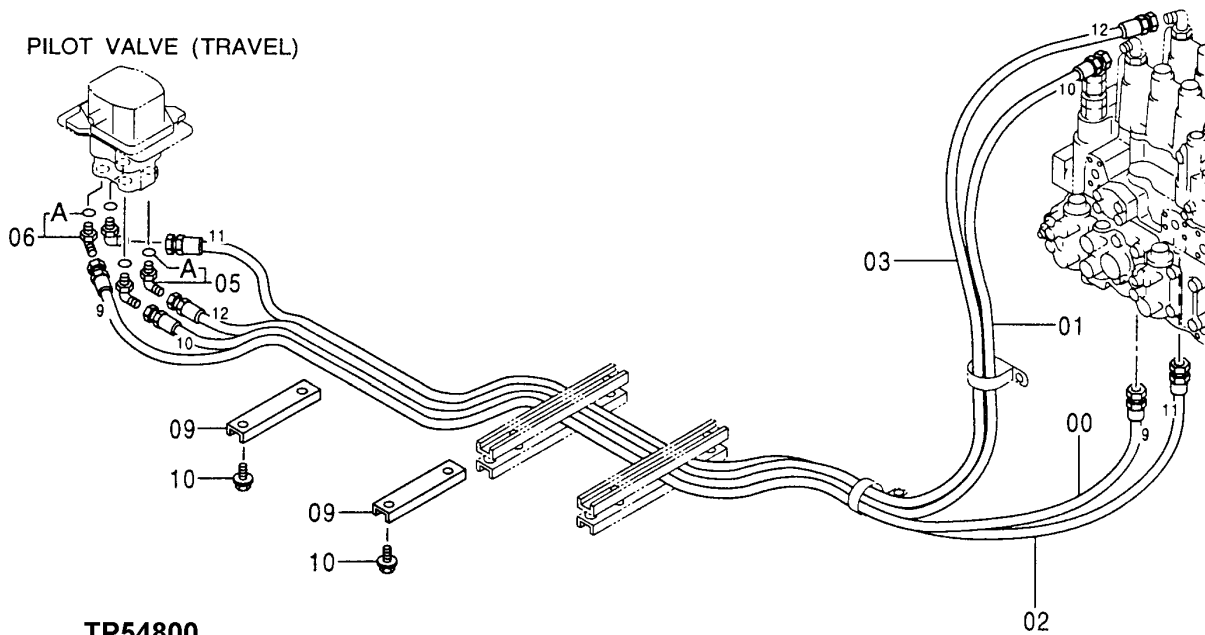
TP54800

-UN-02JUN97

PILOT PIPINGS



PILOT VALVE (TRAVEL)



TP54800

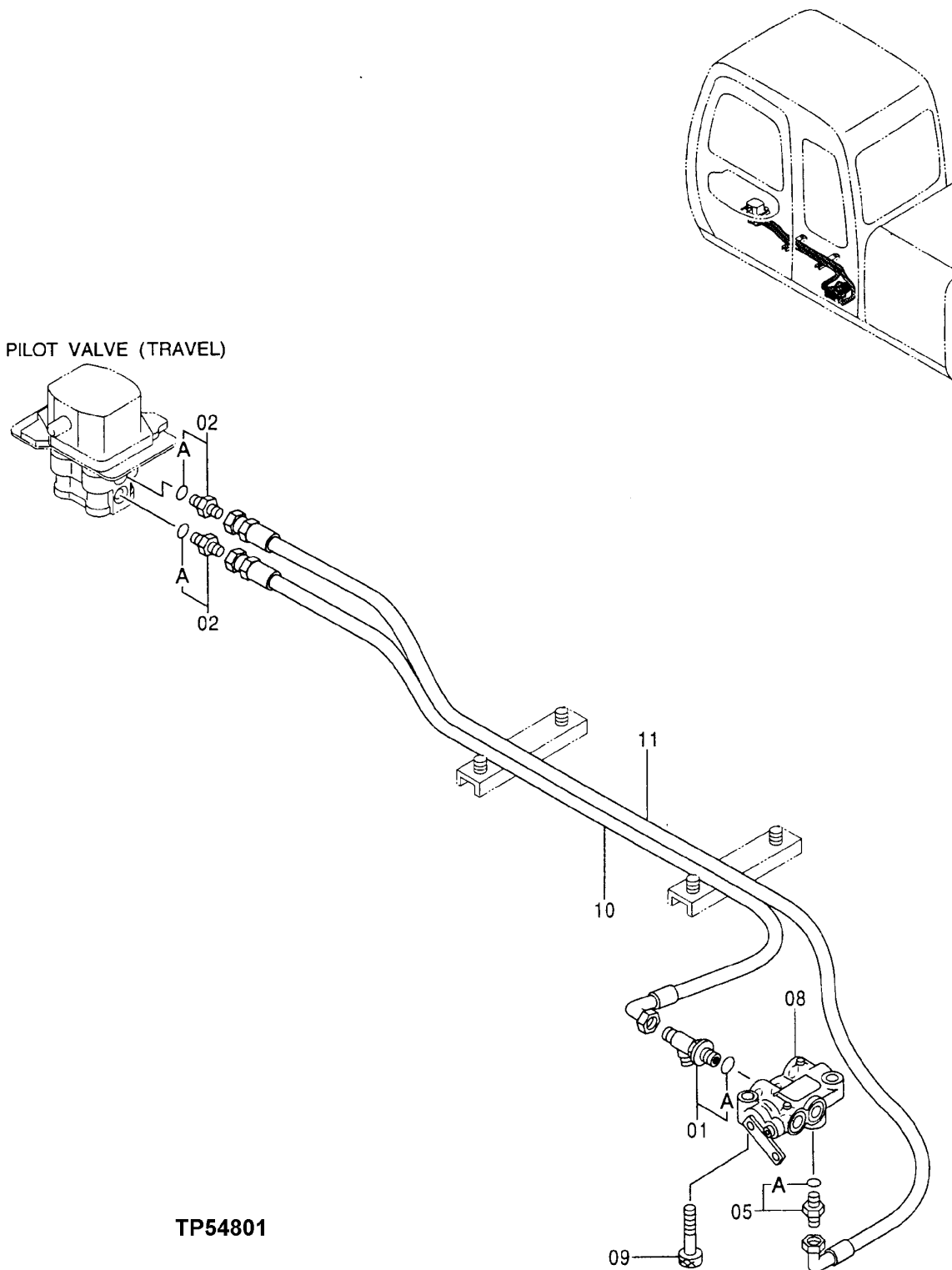
PILOT PIPINGS

KEY	PART NO.	PART NAME	QTY	SERIAL NO.	REMARKS
0	AT217780	HYDRAULIC HOSE - FABRICATE	1		
1	AT217777	HYDRAULIC HOSE - FABRICATE	1		
2	AT217781	HYDRAULIC HOSE - FABRICATE	1		
3	AT217778	HYDRAULIC HOSE - FABRICATE	1		
5	TH101930	ELBOW FITTING	2		
5A	M800650	PACKING	1		
6	AT204940	ELBOW FITTING	2		
6A	M800650	PACKING	1		
9	AT213888	CHANNEL	2		
10	19M8324	CAP SCREW	4	M10 X 16	
	12M7066	LOCK WASHER	4	10.200 MM (0.402")	

TP54801

-UN-02JUN97

PILOT PIPINGS



TP54801

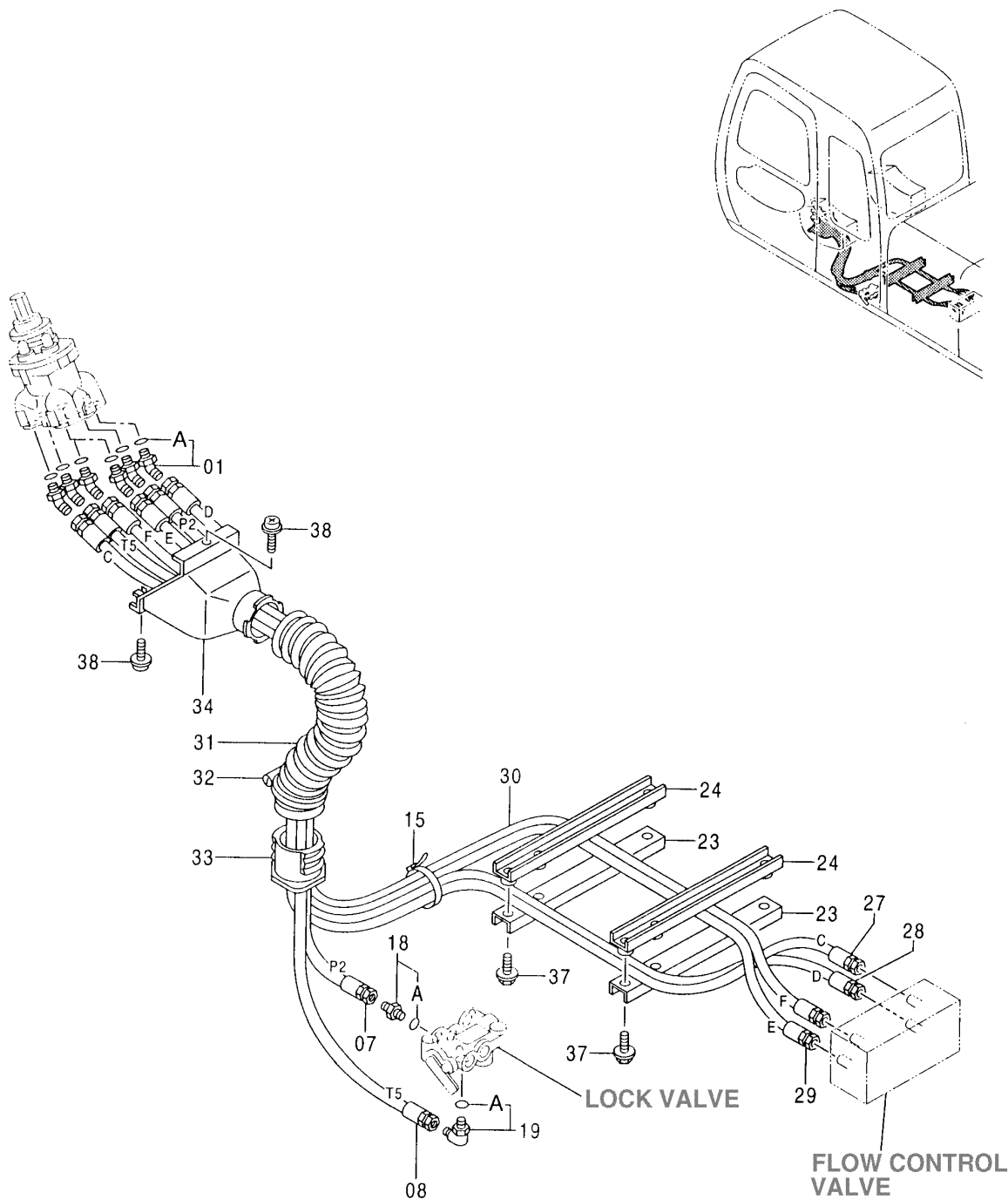
PILOT PIPINGS

KEY	PART NO.	PART NAME	QTY	SERIAL NO.	REMARKS
1	AT214033	FILTER	1		
1A	CH11570	O-RING	1		13.800 X 2.400 MM (0.543" X 0.094")
2	TH108417	ADAPTER	2		
2A	M800650	PACKING	1		
5	TH108320	ADAPTER	1		
5A	CH11570	O-RING	1		13.800 X 2.400 MM (0.543" X 0.094")
8	AT213862	VALVE	1		
9	AT213616	SCREW	2		
10	AT215941	HYDRAULIC HOSE - FABRICATE	1		
11	AT215918	HYDRAULIC HOSE - FABRICATE	1		

TP47947

-UN-28MAY96

PILOT PIPINGS



TP47947

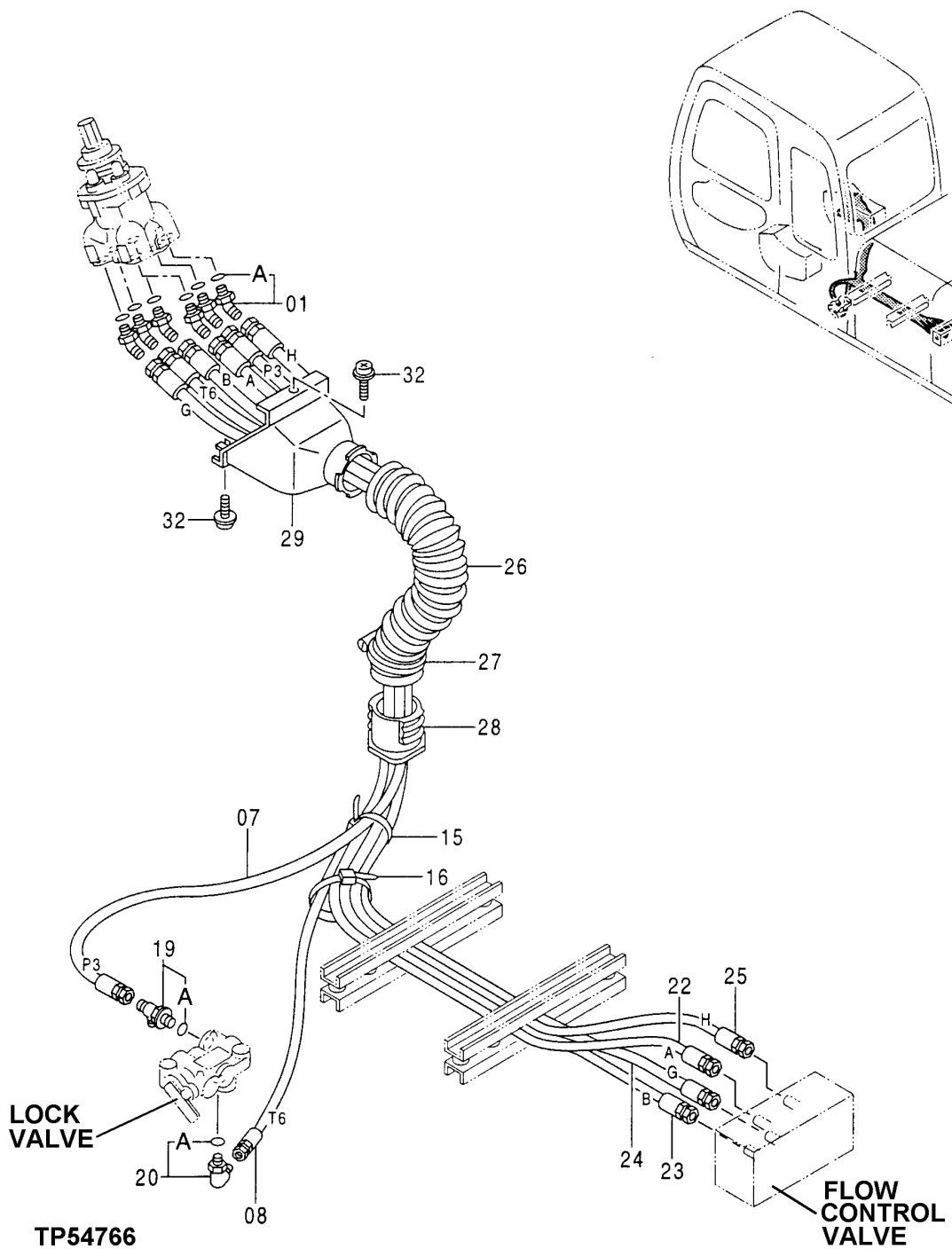
PILOT PIPINGS

KEY	PART NO.	PART NAME	QTY	SERIAL NO.	REMARKS
1	AT154994	ELBOW FITTING	6		
1A	M800650	PACKING	1		
7	AT215538	HYDRAULIC HOSE - FABRICATE	1		
8	AT215539	HYDRAULIC HOSE - FABRICATE	1		
15	H77698	TIE BAND	1		
18	AT154285	FITTING	1		
18A	CH11570	O-RING	1	13.800 X 2.400 MM (0.543" X 0.094")	
19	TH101047	ELBOW FITTING	1		
19A	CH11570	O-RING	1	13.800 X 2.400 MM (0.543" X 0.094")	
23	AT213887	CHANNEL	2		
24	AT214405	CHANNEL	2		
27	AT202320	HYDRAULIC HOSE - FABRICATE	1		
28	AT202309	HYDRAULIC HOSE - FABRICATE	1		
29	AT215540	HYDRAULIC HOSE - FABRICATE	1		
30	AT215541	HYDRAULIC HOSE - FABRICATE	1		
31	AT213957	HOSE	1	(SUB FOR AT215546)	
32	AT213962	CLAMP	1		
33	AT213780	BUSHING	1		
34	AT213784	COVER	1		
37	12M7066	LOCK WASHER	4	10.200 MM (0.402")	
	19M7358	CAP SCREW	4	M10 X 40	
	24M7028	WASHER	4	10.500 X 20 X 2 MM (0.413" X 0.787" X 0.079")	
38	AT200012	SCREW, WITH WASHER	2		

TP54766

-UN-22APR97

PILOT PIPINGS

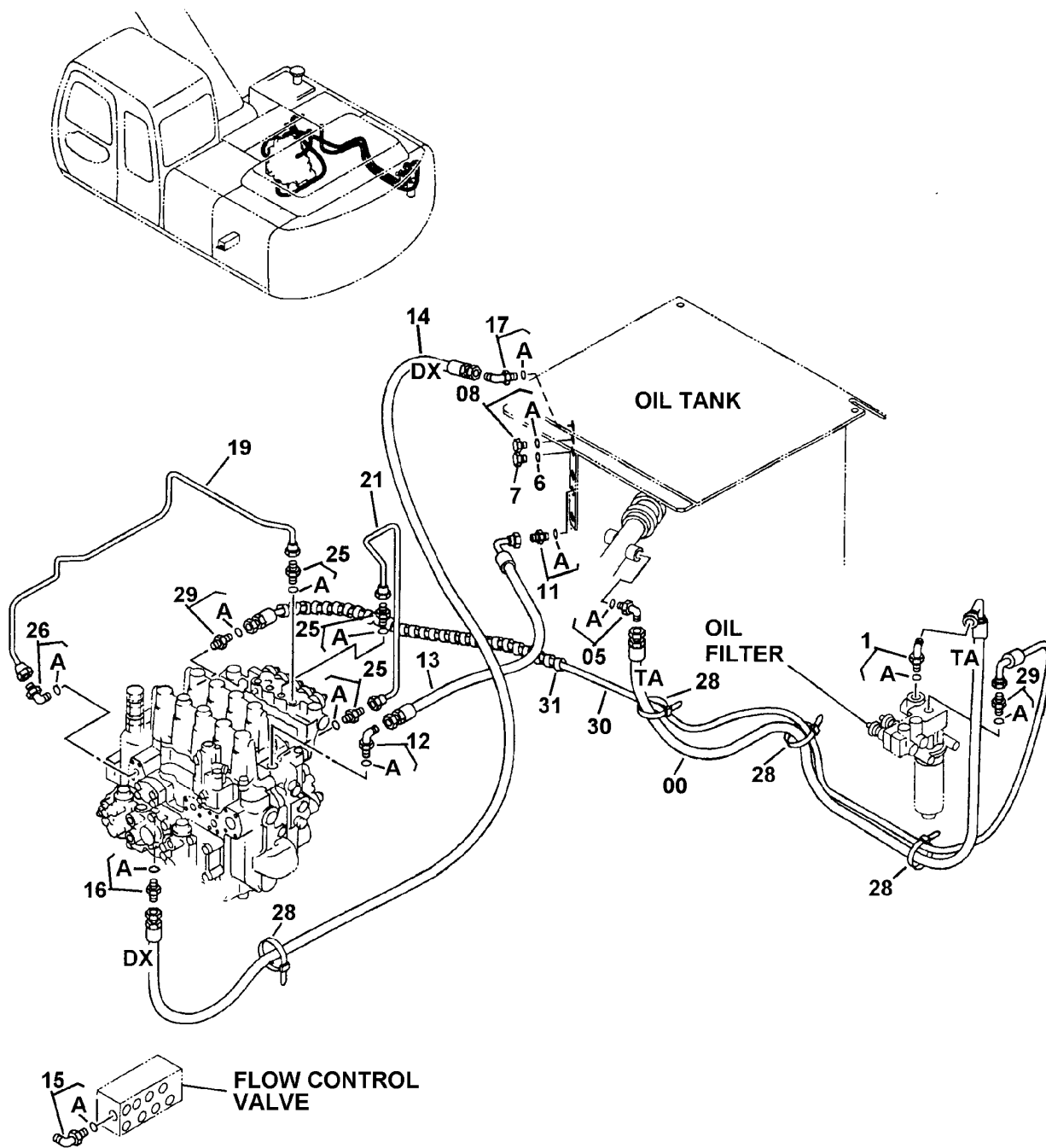


PILOT PIPINGS

KEY	PART NO.	PART NAME	QTY	SERIAL NO.	REMARKS
1	AT154994	ELBOW FITTING	6		
1A	M800650	PACKING	1		
7	AT215542	HYDRAULIC HOSE - FABRICATE	1		
8	AT215543	HYDRAULIC HOSE - FABRICATE	1		
15	H77698	TIE BAND	1		
16	H77698	TIE BAND	1		
19	AT154285	FITTING	1		
19A	CH11570	O-RING	1	13.800 X 2.400 MM (0.543" X 0.094")	
20	TH101047	ELBOW FITTING	1		
20A	CH11570	O-RING	1	13.800 X 2.400 MM (0.543" X 0.094")	
22	AT215544	HYDRAULIC HOSE - FABRICATE	1		
23	AT215545	HYDRAULIC HOSE - FABRICATE	1		
24	AT215524	HYDRAULIC HOSE - FABRICATE	1		
25	AT215525	HYDRAULIC HOSE - FABRICATE	1		
26	AT213957	HOSE	1	(SUB FOR AT215546)	
27	AT213962	CLAMP	1		
28	AT213780	BUSHING	1		
29	AT213784	COVER	1		
32	AT200012	SCREW, WITH WASHER	2		

TP58712 -UN-06AUG97

PILOT PIPINGS



TP58712

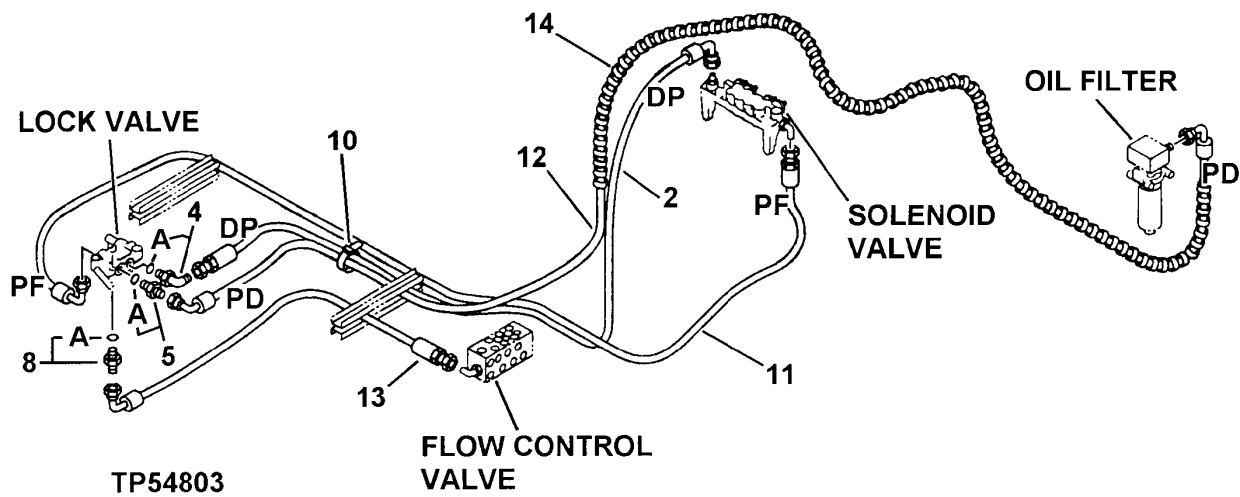
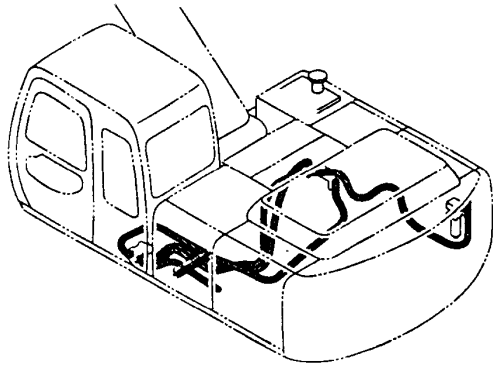
EXCAVATOR

PILOT PIPINGS

KEY	PART NO.	PART NAME	QTY	SERIAL NO.	REMARKS
0	AT217779	HYDRAULIC HOSE - FABRICATE	1		
1	TH101008	ELBOW FITTING	1		
1A	U46489	O-RING	1	17.800 X 2.400 MM (0.701" X 0.094")	
5	AT130819	ELBOW FITTING	1		
5A	CH11570	O-RING	1	13.800 X 2.400 MM (0.543" X 0.094")	
6	CH11570	O-RING	1	13.800 X 2.400 MM (0.543" X 0.094")	
7	TH109285	PIPE PLUG	1		
8	TH102536	DRAIN PLUG	1		
8A	M800650	PACKING	1		
11	TH108320	ADAPTER	1		
11A	CH11570	O-RING	1	13.800 X 2.400 MM (0.543" X 0.094")	
12	TH101047	ELBOW FITTING	1		
12A	CH11570	O-RING	1	13.800 X 2.400 MM (0.543" X 0.094")	
13	P61629	HYDRAULIC HOSE - FABRICATE	1		
14	AT213933	HYDRAULIC HOSE	1		
15	TH101930	ELBOW FITTING	1		
15A	M800650	PACKING	1		
16	TH108320	ADAPTER	1		
16A	CH11570	O-RING	1	13.800 X 2.400 MM (0.543" X 0.094")	
17	TH101930	ELBOW FITTING	1		
17A	M800650	PACKING	1		
19	AT213777	OIL LINE	1		
21	AT213753	OIL LINE	1		
25	AT155270	FITTING	3		
25A	M800650	PACKING	1		
26	AT160584	FITTING	1		
26A	M800650	PACKING	1		
28	H77698	TIE BAND	4		
29	TH108328	ADAPTER	2		
29A	M800650	PACKING	1		
30	AT214317	HYDRAULIC HOSE - FABRICATE	1		
31	AT213831	HOSE GUARD	2		

TP54803 -UN-30MAY97

PILOT PIPINGS



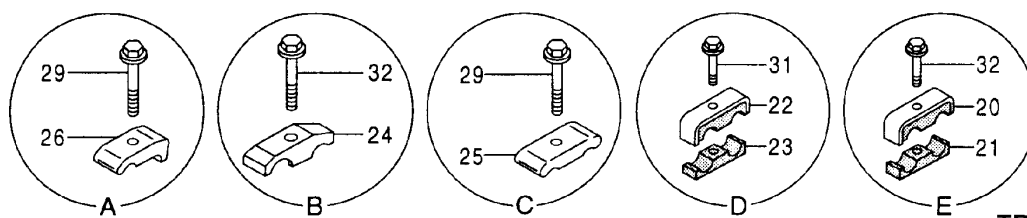
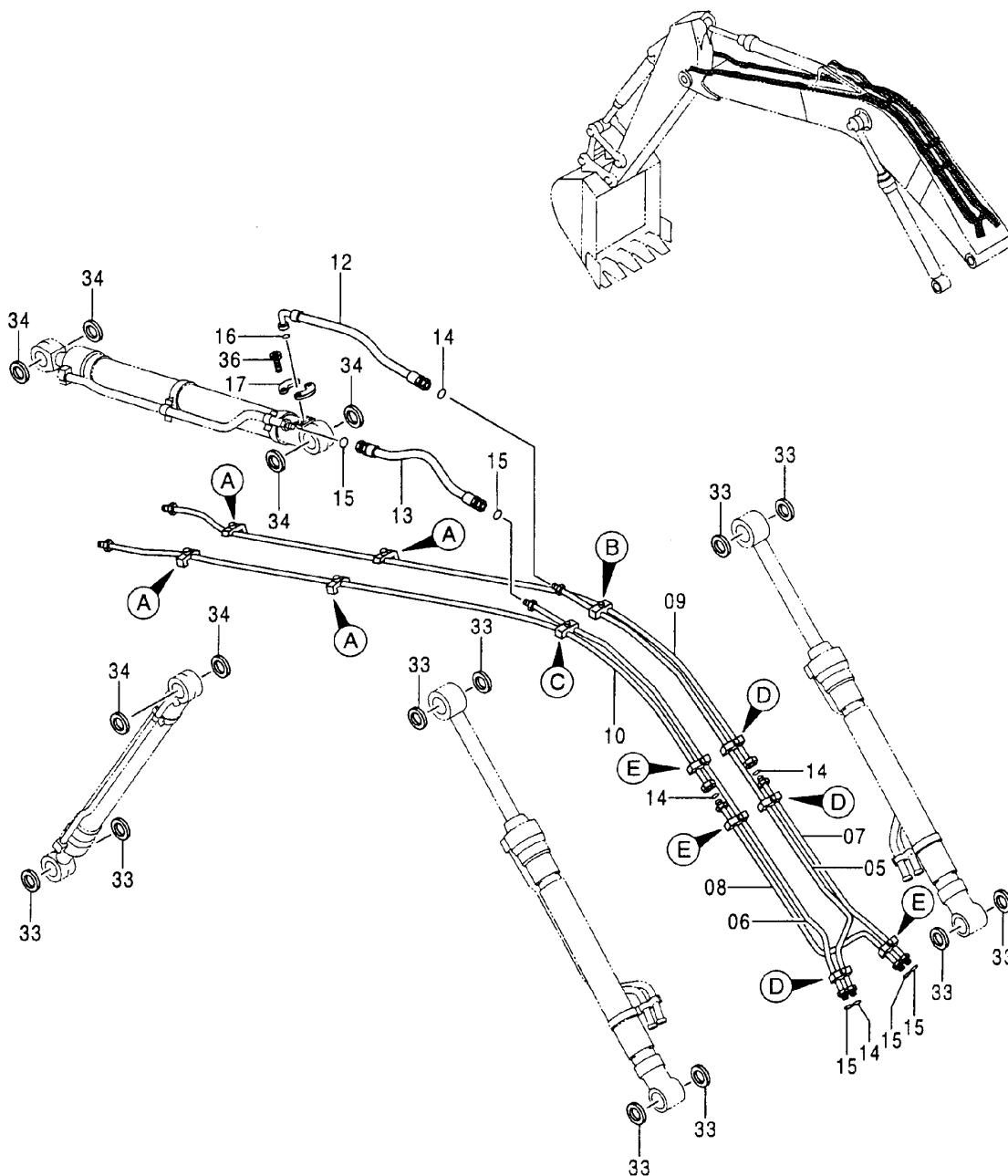
PILOT PIPINGS

KEY	PART NO.	PART NAME	QTY	SERIAL NO.	REMARKS
2	AT217775	HYDRAULIC HOSE - FABRICATE	1		
4	TH101047	ELBOW FITTING	1		
4A	CH11570	O-RING	1		13.800 X 2.400 MM (0.543" X 0.094")
5	TH108320	ADAPTER	1		
5A	CH11570	O-RING	1		13.800 X 2.400 MM (0.543" X 0.094")
8	AT213911	FILTER	1		
8A	M800650	PACKING	1		
10	H77698	TIE BAND	1		
11	AT217815	HYDRAULIC HOSE - FABRICATE	1		
12	AT217816	HYDRAULIC HOSE	1		
13	AT214023	HYDRAULIC HOSE - FABRICATE	1		
14	AT213831	HOSE GUARD	4		

TP54843

-UN-04JUN97

FRONT PIPINGS



TP54843

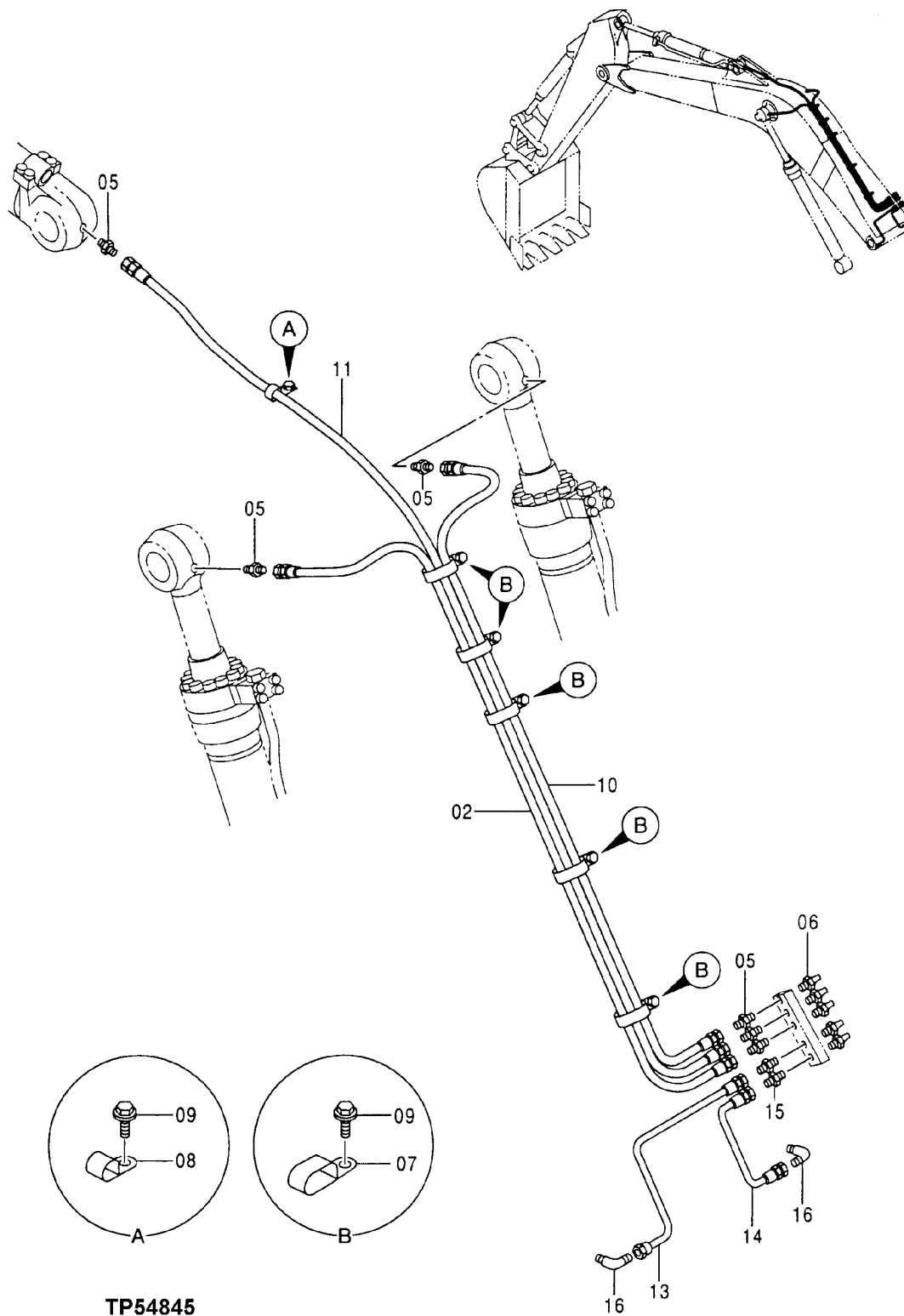
FRONT PIPINGS

KEY	PART NO.	PART NAME	QTY	SERIAL NO.	REMARKS
5	AT217879	OIL TUBE	1		
6	AT217878	OIL TUBE	1		
7	AT217908	OIL TUBE	1		
8	AT217909	OIL TUBE	1		
9	AT217880	OIL TUBE	1		
10	AT217881	OIL TUBE	1		
12	AT131302	HYDRAULIC HOSE - FABRICATE	1		1" X 920 MM (36-1/4") X 1-7/16"
13	AT131303	HYDRAULIC HOSE - FABRICATE	1		1-3/16" X 900 MM (35-1/2") X 1-3/16"
14	T76938	O-RING	4		23.520 X 1.778 MM (0.926" X 0.070")
15	T77858	O-RING	5		18.771 X 1.778 MM (0.739" X 0.070")
16	T78313	O-RING	1		32.918 X 3.531 MM (1.296" X 0.139")
17	TH101960	FLANGE FITTING	2		
20	AT155738	CLAMP	3		
21	AT155739	CLAMP	3		
22	AT155351	CLAMP	3		
23	AT155350	CLAMP	3		
24	TH103780	CLAMP	1		
25	TH109071	CLAMP	1		
26	TH109830	CLAMP	4		
29	19M7363	CAP SCREW	5	M12 X 60	
	12H301	LOCK WASHER	5	12.700 MM (1/2")	
31	12H301	LOCK WASHER	3	12.700 MM (1/2")	
	19M8088	CAP SCREW	3	M12 X 75	
32	12H301	LOCK WASHER	4	12.700 MM (1/2")	
	19M7753	CAP SCREW	4	M12 X 70	
33	TH102445	SEAL	10		
34	TH102446	SEAL	6		
36	AT214413	BOLT	4		

TP54845

-UN-03JUN97

LUBRICATE PIPINGS



TP54845

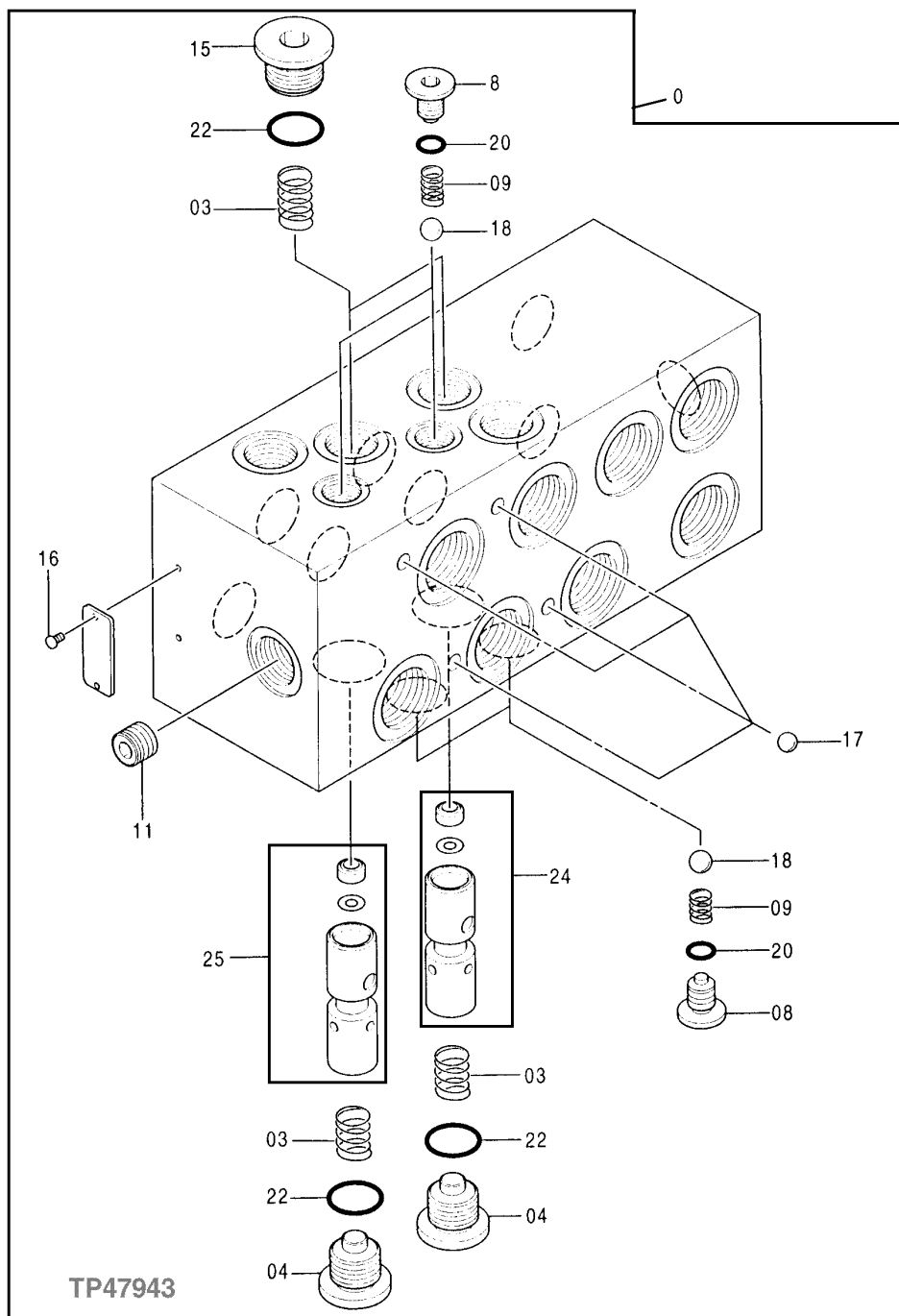
LUBRICATE PIPINGS

KEY	PART NO.	PART NAME	QTY	SERIAL NO.	REMARKS
2	AT64661	HYDRAULIC HOSE	1		7/16" X 3 708 MM (146") X 7/16"
5	TH100963	ADAPTER	6		
6	JD7769	LUBRICATION FITTING	5		
7	T152608	CLAMP	5		(SUB FOR AT154207)
8	TH109649	CLIP	1		
9	19M8324	CAP SCREW	6		M10 X 16
	12M7067	LOCK WASHER	6		12.200 MM (0.480")
10	AT64661	HYDRAULIC HOSE	1		7/16" X 3 708 MM (146") X 7/16"
11	AT154755	HYDRAULIC HOSE - FABRICATE	1		7/16" X 3 530 MM (139") X 7/16"
13	AT217819	OIL TUBE	1		
14	AT217820	OIL TUBE	1		
15	AT176256	ADAPTER	2		
16	AT176258	ELBOW FITTING	2		

TP47943

-UN-22MAY96

FLOW CONTROL VALVE



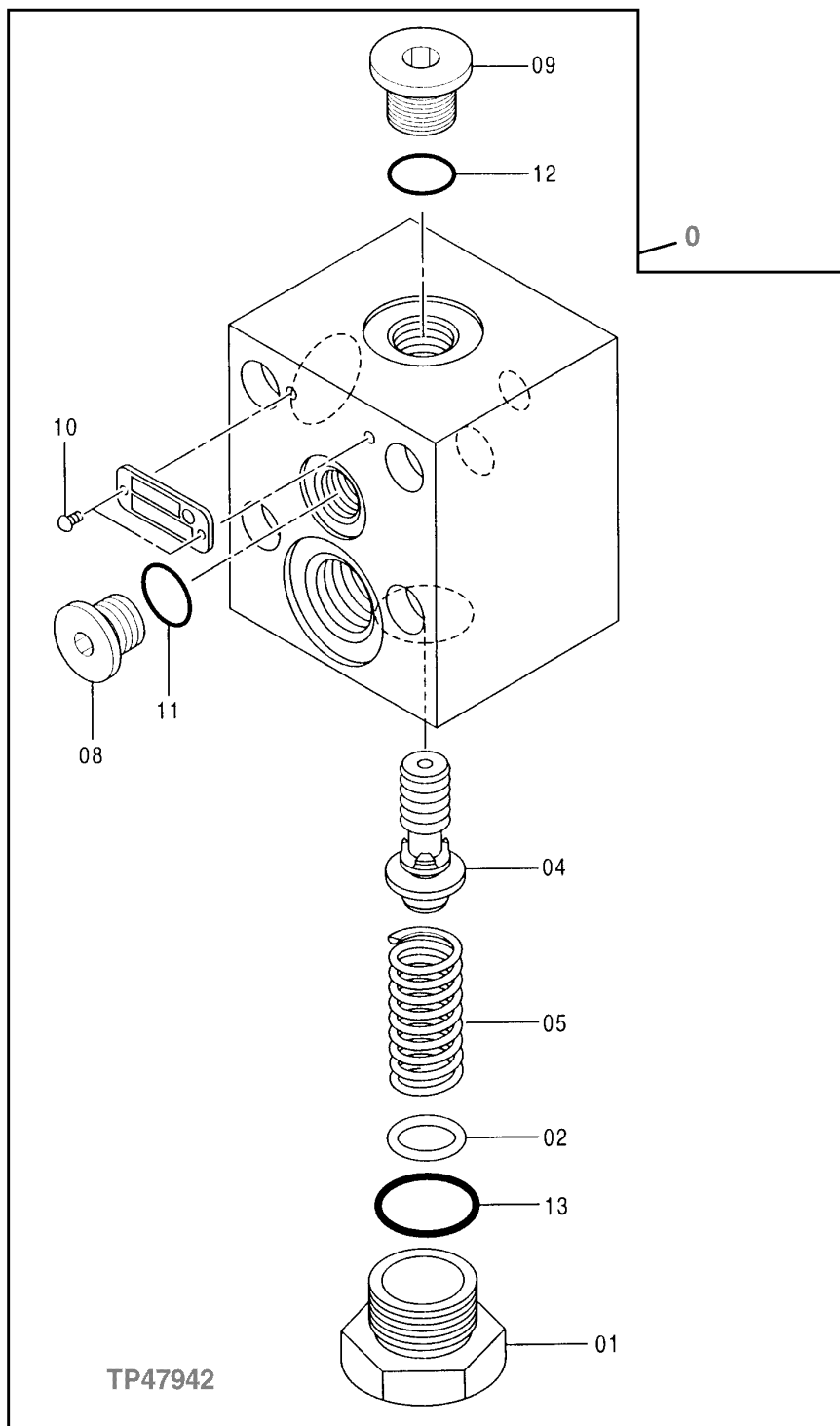
FLOW CONTROL VALVE

KEY	PART NO.	PART NAME	QTY	SERIAL NO.	REMARKS
0	AT214034	VALVE	1		
3	TH109280	SPRING	4		
4	TH109281	PIPE PLUG	2		
8	AT204861	FITTING PLUG	4		
9	AT204788	COMPRESSION SPRING	4		
11	AT213708	ORIFICE	1		
15	TH109285	PIPE PLUG	2		
16	TH102697	SCREW	2		
17	L38718	BALL	4		6 MM (0.236")
18	AT204789	BALL	4		
20	TH101490	O-RING	4		7.800 X 1.900 MM (0.307" X 0.075")
22	CH11570	O-RING	4		13.800 X 2.400 MM (0.543" X 0.094")
24	AT132273	PLUNGER	1		
25	AT127370	PLUNGER	1		

TP47942

-UN-22MAY96

RELIEF VALVE

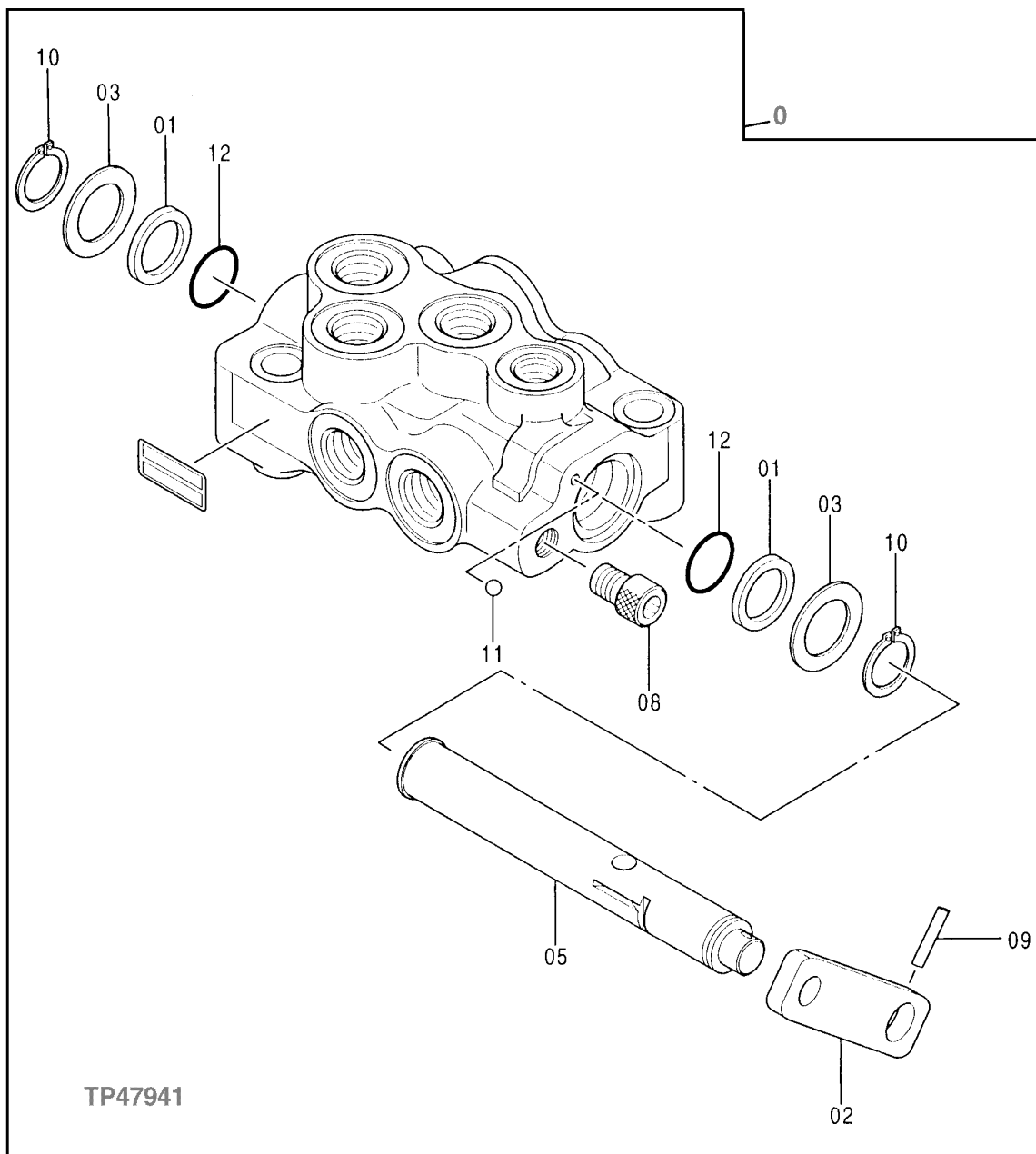


RELIEF VALVE

KEY	PART NO.	PART NAME	QTY	SERIAL NO.	REMARKS
0	AT213955	RELIEF VALVE	1		
1	TH110207	PIPE PLUG	1		
2	AT213628	SHIM	1		
4	AT213709	POPPET	1		
5	AT213710	COMPRESSION SPRING	1		
8	AT120949	PLUG	1		
9	TH109285	PIPE PLUG	1		
10	TH102697	SCREW	2		
11	M800650	PACKING	1		
12	CH11570	O-RING	1		13.800 X 2.400 MM (0.543" X 0.094")
13	TH100055	O-RING	1		23.700 X 3.500 MM (0.933" X 0.138")

LOCK VALVE

TP47941 -UN-20MAY96

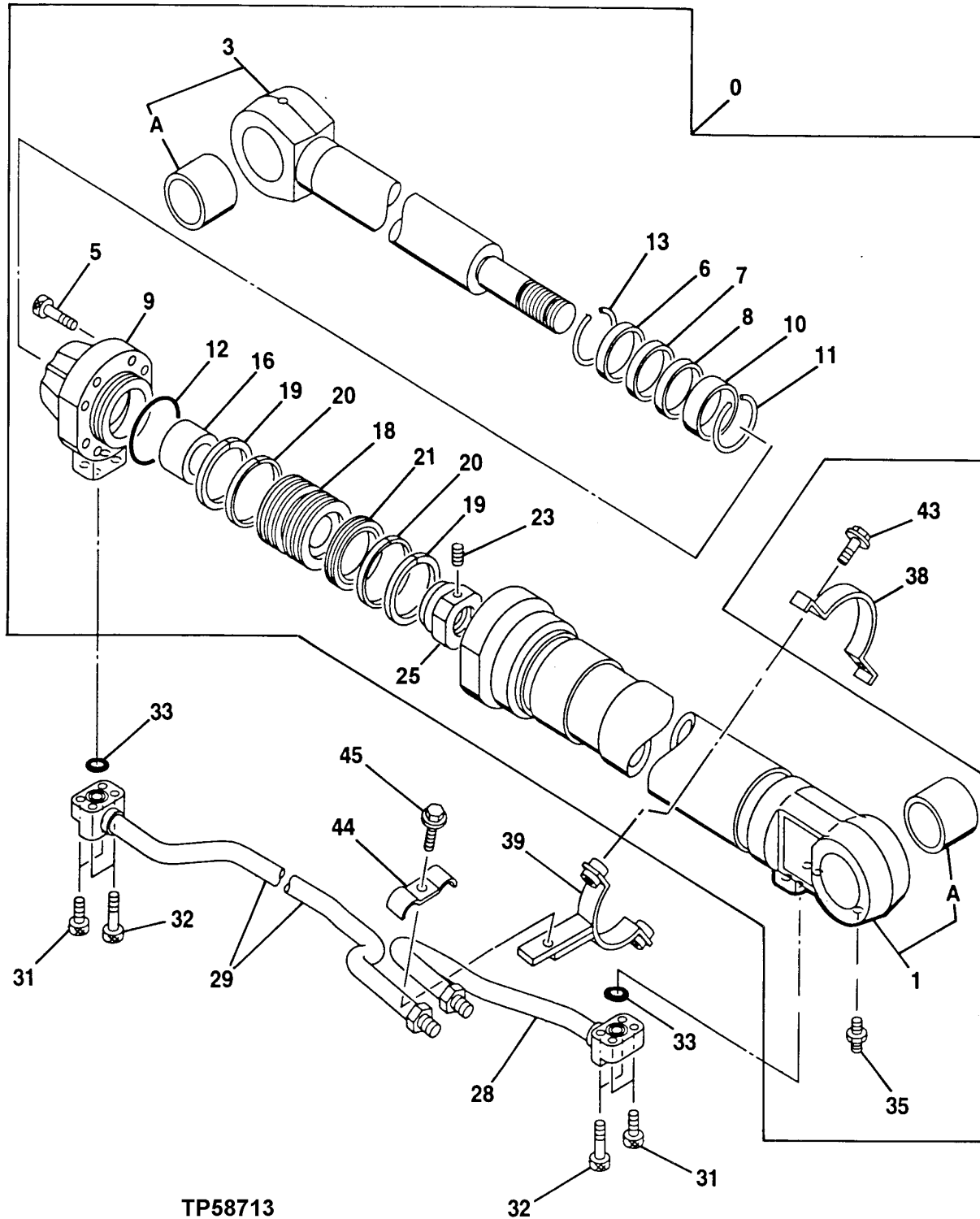


LOCK VALVE

KEY	PART NO.	PART NAME	QTY	SERIAL NO.	REMARKS
0	AT213862	VALVE	1		
1	TH109299	BACK-UP RING	2		18.100 X 22 X 2.700 MM (0.713" X 0.866" X 0.106")
2	AT213705	STRAP	1		
3	AT153842	WASHER	2		18.200 X 27 X 1.600 MM (0.717" X 1.063" X 0.063")
5	AT213706	VALVE SPOOL	1		
8	AT153843	BOLT	1		M8 X 12
9	AT213707	SPRING PIN	1		
10	AT153844	SNAP RING	2		
11	TH109297	BALL	1		3 MM (0.118")
12	CH14634	O-RING	2		17.800 X 2.400 MM (0.701" X 0.094")

TP58713 -UN-06AUG97

RIGHT BOOM CYLINDER



TP58713

RIGHT BOOM CYLINDER

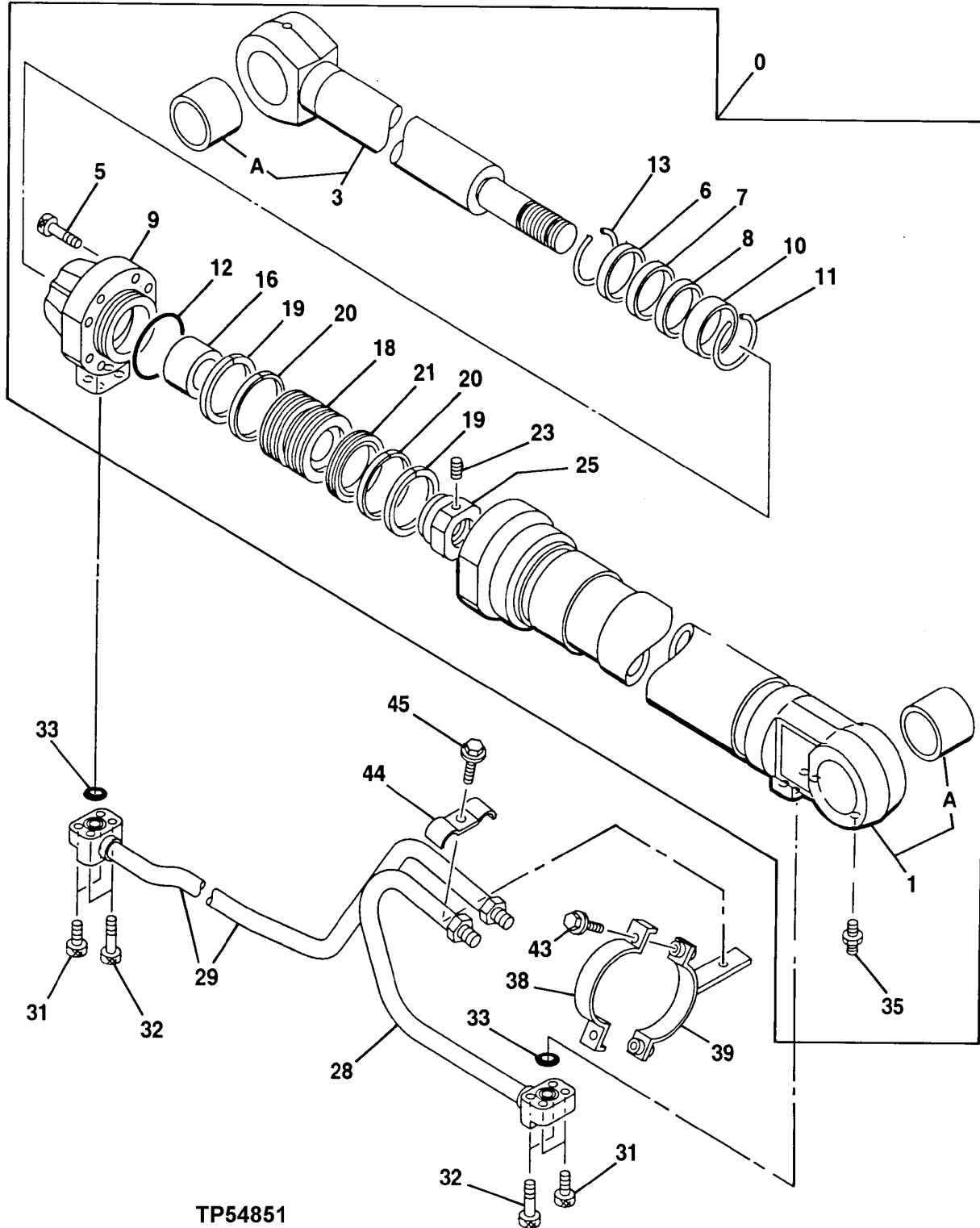
KEY	PART NO.	PART NAME	QTY	SERIAL NO.	REMARKS
0	AT154864	CYLINDER	1		
1	AT154814	TUBE	1		
1A	AT154689	BUSHING	1		90 X 105 X 85 MM (3.543" X 4.134" X 3.346")
3	AT154812	COMPRESSOR ROD	1		
3A	AT154689	BUSHING	1		90 X 105 X 85 MM (3.543" X 4.134" X 3.346")
5	TH110086	SCREW	8		M22 X 80
6	AT217759	SEAL	1		(K)
7	TH110018	SEAL	1		(K)
8	RING	1		(K)
9	AT217720	HYDR. CYLINDER ROD GUIDE	1		
10	AT154779	BUSHING	1		
11	AT131251	SNAP RING	1		
12	AT154736	O-RING	1		(K) 114.600 X 5.700 MM (4.512" X 0.224")
13	AT217806	SNAP RING	1		
16	AT217812	SPACER	1		
18	AT154678	PISTON	1		
19	AT154700	RING	2		
20	AT154735	WEAR RING	2		
21	AT218147	SEAL	1		(K)
23	TH110066	SET SCREW	1		M12 X 20
25	AT154677	NUT	1		
28	AT154823	PIPE	1		
29	AT154827	PIPE	1		
31	19M8341	SCREW	4		M12 X 45
32	19M8444	SCREW	4		M12 X 60
33	TH100044	O-RING	2		34.400 X 3.100 MM (1.354" X 0.122")
35	TH100074	LUBRICATION FITTING	1		
38	AT154676	CLAMP	1		
39	AT217890	CLAMP	1		
43	19M7550	CAP SCREW	2		M10 X 35
44	AT181242	CLAMP	1		
45	19M8348	CAP SCREW	1		M12 X 65
	12H301	LOCK WASHER	1		12.700 MM (1/2")

(K) SEAL KIT AT154867

TP54851

-UN-11JUN97

LEFT BOOM CYLINDER



TP54851

LEFT BOOM CYLINDER

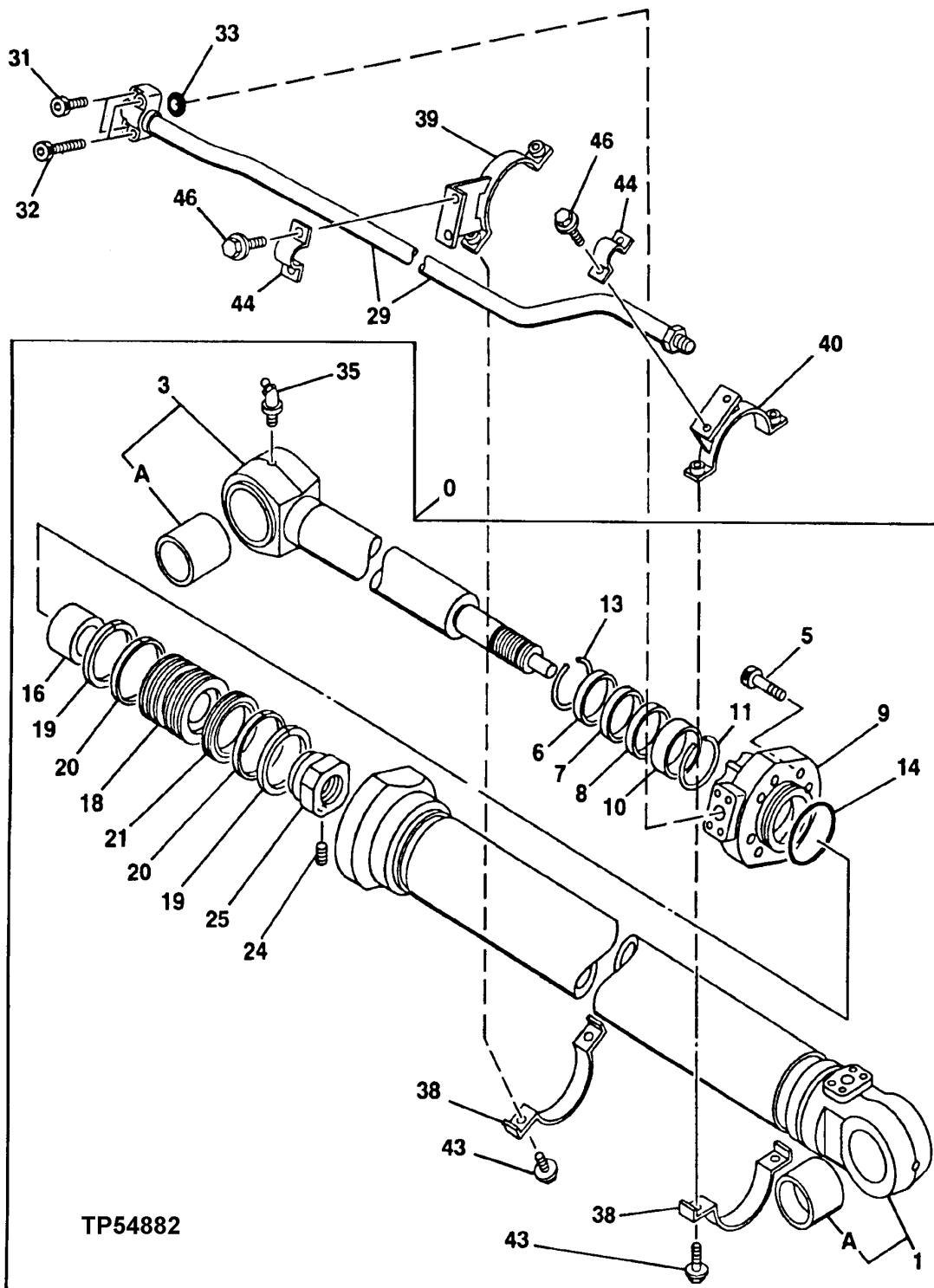
KEY	PART NO.	PART NAME	QTY	SERIAL NO.	REMARKS
0	AT154864	CYLINDER	1		
1	AT154814	TUBE	1		
1A	AT154689	BUSHING	1		90 X 105 X 85 MM (3.543" X 4.134" X 3.346")
3	AT154812	COMPRESSOR ROD	1		
3A	AT154689	BUSHING	1		90 X 105 X 85 MM (3.543" X 4.134" X 3.346")
5	TH110086	SCREW	8		M22 X 80
6	AT217759	SEAL	1		(K)
7	TH110018	SEAL	1		(K)
8	RING	1		(K)
9	AT217720	HYDR. CYLINDER ROD GUIDE	1		
10	AT154779	BUSHING	1		
11	AT131251	SNAP RING	1		
12	AT154736	O-RING	1		(K) 114.600 X 5.700 MM (4.512" X 0.224")
13	AT217806	SNAP RING	1		
16	AT217812	SPACER	1		
18	AT154678	PISTON	1		
19	AT154700	RING	2		
20	AT154735	WEAR RING	2		
21	AT218147	SEAL	1		(K)
23	TH110066	SET SCREW	1		M12 X 20
25	AT154677	NUT	1		
28	AT154824	PIPE	1		
29	AT154826	PIPE	1		
31	19M8341	SCREW	4		M12 X 45
32	19M8444	SCREW	4		M12 X 60
33	TH100044	O-RING	2		34.400 X 3.100 MM (1.354" X 0.122")
35	TH100074	LUBRICATION FITTING	1		
38	AT154676	CLAMP	1		
39	AT217889	CLAMP	1		
43	19M7550	CAP SCREW	2		M10 X 35
44	AT181242	CLAMP	1		
45	19M8348	CAP SCREW	1		M12 X 65
	12H301	LOCK WASHER	1		12.700 MM (1/2")

(K) SEAL KIT AT154867

TP54882

-UN-08JUL97

ARM CYLINDER



ARM CYLINDER

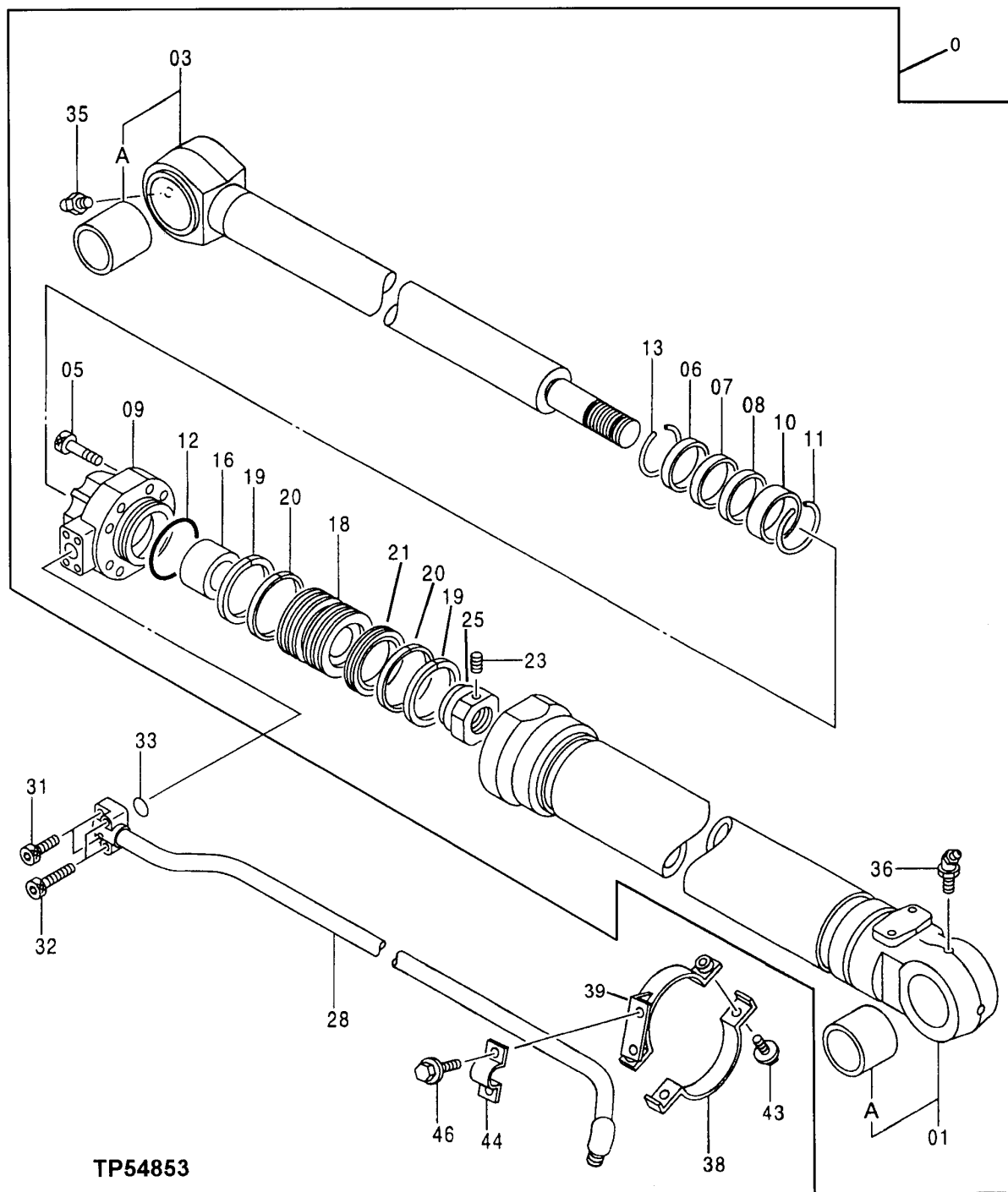
KEY	PART NO.	PART NAME	QTY	SERIAL NO.	REMARKS
0	AT154865	CYLINDER	1		
1	AT178705	TUBE	1		
1A	TH110045	BUSHING	1		
3	AT154810	COMPRESSOR ROD	1		
3A	TH110045	BUSHING	1		
5	19M8630	SCREW	8	M24 X 80	
6	AT181247	SPACER	1	(K)	
7	TH110049	SEAL	1	(K)	
8	RING	1	(K)	
9	AT217721	HYDR. CYLINDER ROD GUIDE	1	(SUB FOR AT181245 OR AT178706)	
10	AT131414	BUSHING	1		
11	AT130817	SNAP RING	1		
13	AT181248	RING	1		
14	AT159582	O-RING	1	(K)	
16	AT154705	RING	1		
18	AT154666	PISTON	1		
19	TH110033	RING	2		
20	AT154718	WEAR RING	2		
21	AT218148	SEAL	1	(K)	
24	TH110066	SET SCREW	1	M12 X 20	
25	AT154659	NUT	1		
29	AT154842	PIPE	1		
31	19M8341	SCREW	2	M12 X 45	
32	19M8444	SCREW	2	M12 X 60	
33	TH100044	O-RING	1	34.400 X 3.100 MM (1.354" X 0.122")	
35	T116334	LUBRICATION FITTING	1		
38	AT154667	CLAMP	2		
39	AT154820	CLAMP	1		
40	AT154821	CLAMP	1		
43	19M7550	CAP SCREW	4	M10 X 35	
	12M7066	LOCK WASHER	4	10.200 MM (0.402")	
44	TH110029	CLAMP	2		
46	19M7402	CAP SCREW	4	M10 X 25	
	12M7066	LOCK WASHER	4	10.200 MM (0.402")	

(K) SEAL KIT AT183658.

TP54853

-UN-11JUN97

BUCKET CYLINDER



TP54853

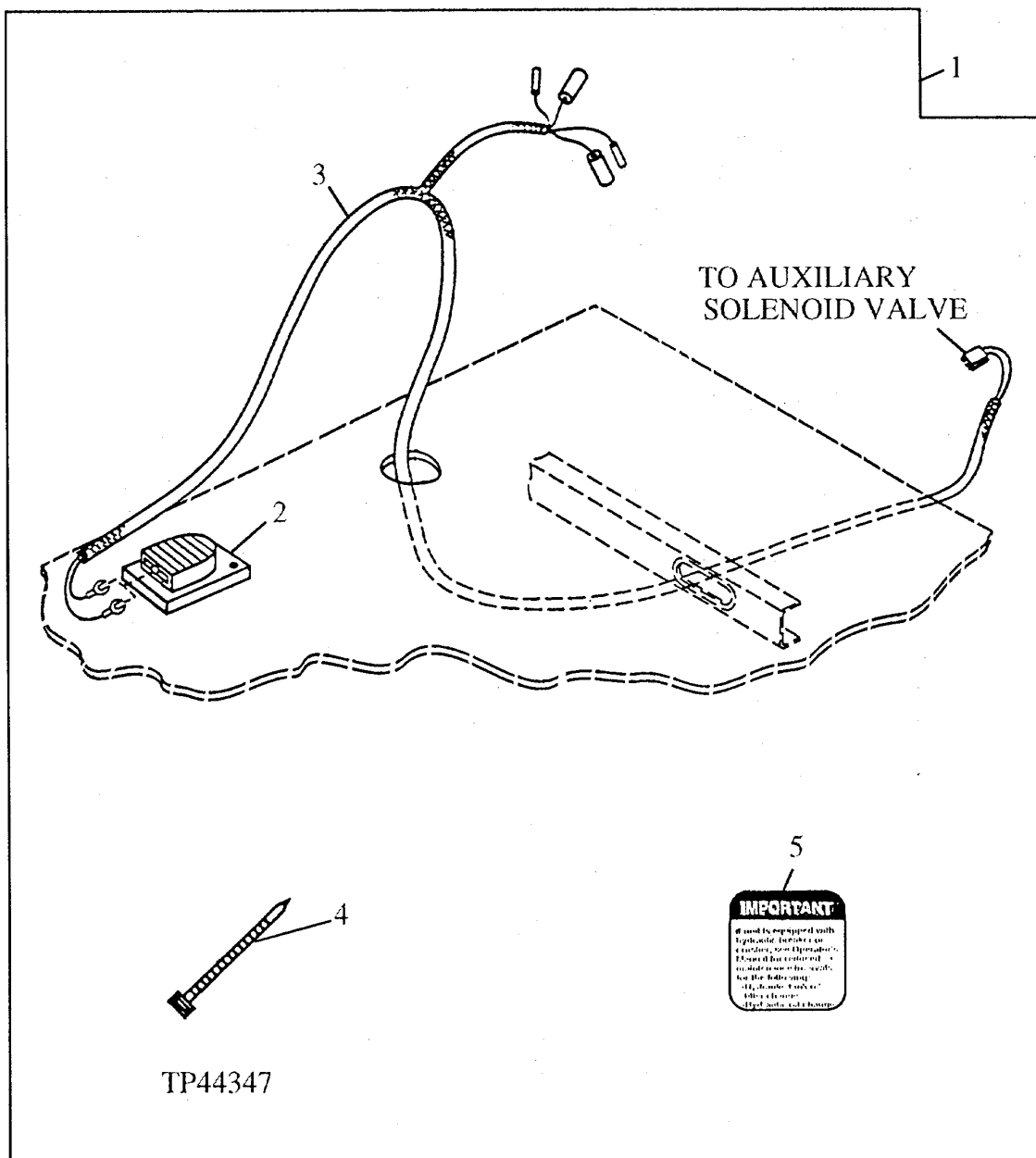
BUCKET CYLINDER

KEY	PART NO.	PART NAME	QTY	SERIAL NO.	REMARKS
0	AT182459	CYLINDER	1		(SUB FOR AT154866) (REMANUFACTURED)
1	AT154815	TUBE	1		
1A	TH110045	BUSHING	1		
3	AT154813	COMPRESSOR ROD	1		
3A	TH110072	BUSHING	1		
5	TH110086	SCREW	8	M22 X 80	
6	SEAL	1	(K)	
7	SEAL	1	(K)	
8	RING	1	(K)	
9	AT217722	HYDR. CYLINDER ROD GUIDE	1		
10	AT154778	BUSHING	1		
11	AT154781	SNAP RING	1		
12	AT154736	O-RING	1		(K) 114.600 X 5.700 MM (4.512" X 0.224")
13	AT217823	SNAP RING	1		
16	AT154731	RING	1		
18	AT154678	PISTON	1		
19	AT154700	RING	2		
20	AT154735	WEAR RING	2		
21	AT218147	SEAL	1	(K)	
23	TH110066	SET SCREW	1	M12 X 20	
25	AT154677	NUT	1		
28	AT154825	PIPE	1		
31	19M8341	SCREW	2	M12 X 45	
32	19M8444	SCREW	2	M12 X 60	
33	TH100044	O-RING	1		34.400 X 3.100 MM (1.354" X 0.122")
35	TH100074	LUBRICATION FITTING	1		
36	T116334	LUBRICATION FITTING	1		
38	AT154676	CLAMP	1		
39	AT154829	CLAMP	1		
43	19M7550	CAP SCREW	2	M10 X 35	
	12M7066	LOCK WASHER	2	10.200 MM (0.402")	
44	TH110029	CLAMP	1		
46	19M7402	CAP SCREW	2	M10 X 25	
	12M7066	LOCK WASHER	2	10.200 MM (0.402")	

(K) SEAL KIT AT154869

ELECTRIC FOOT SWITCH
FOR AUXILIARY CONTROL (ONE SOLENOID)

TP44347 -UN-01JAN94

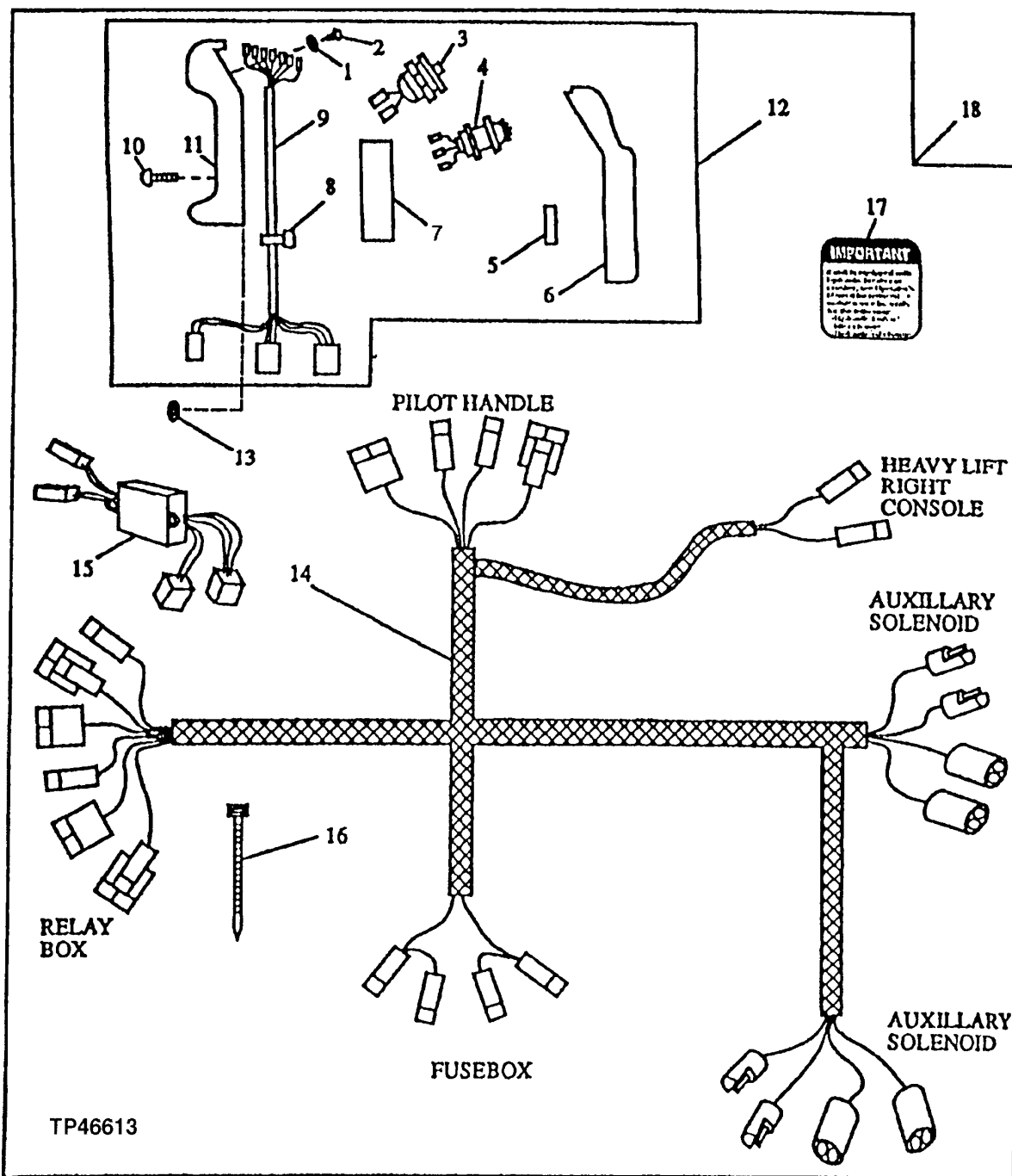


**ELECTRIC FOOT SWITCH
FOR AUXILIARY CONTROL (ONE SOLENOID)**

KEY	PART NO.	PART NAME	QTY	SERIAL NO.	REMARKS
1	AT164896	SWITCH	1		(ELECTRIC FOOT SWITCH FOR AUXILIARY VALVE) (USE WITH AT165330 ONE WAY ELECTRIC SOLENOID VALVE)
2	AT82210	SWITCH	1		(ELECTRIC FOOT CONTROL)
3	AT161183	WIRING HARNESS	1		
4	R44302	TIE BAND	2		(USE AS REQUIRED)
5	T149434	LABEL	1		(IMPORTANT - AUXILIARY ELECTRIC CONTROL)

DUAL CONTROL HANDLE WITH WIRING
FOR AUXILIARY CONTROLS (2 SOLENOIDS)

TP46613 -UN-10JAN95

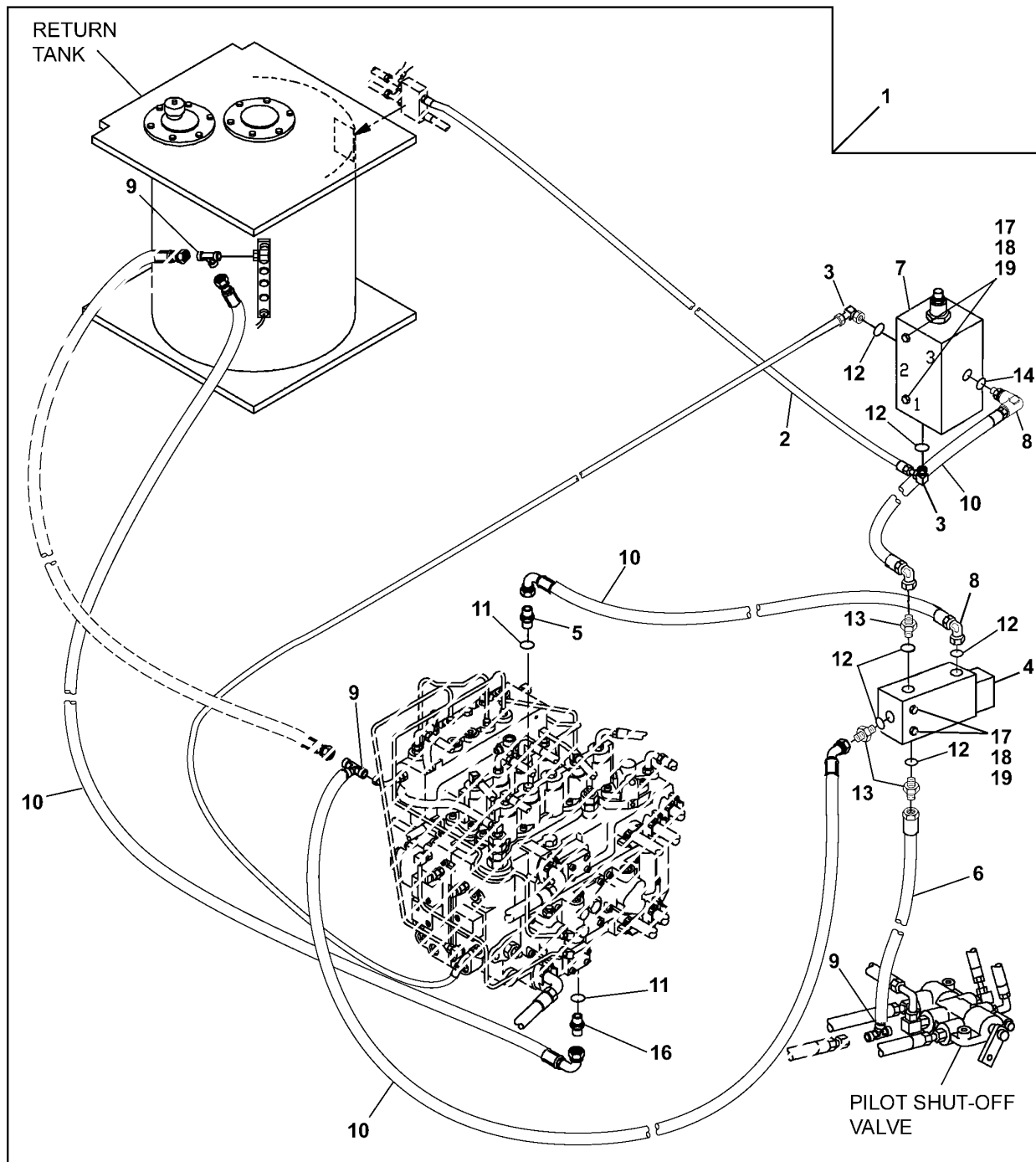


**DUAL CONTROL HANDLE WITH WIRING
FOR AUXILIARY CONTROLS (2 SOLENOIDS)**

KEY	PART NO.	PART NAME	QTY	SERIAL NO.	REMARKS
1	12H321	WASHER	7		3.505 MM (0.138")
2	21H1308	SCREW	7		3.505 X 9.525 MM (0.138" X 3/8")
3	AT139383	SWITCH	1		PUSH BUTTON (MOMENTARY)
4	AT139382	ROCKER SWITCH	2		
5	R71799	NEEDLE ROLLER	2		
6	T114699	HANDLE	1		
7	T114698	SUPPORT	1		
8	R44302	TIE BAND	2		
9	AT115451	WIRING HARNESS	1		
10	T80394	SCREW	6		
11	AT115448	HANDLE	1		
12	AT135551	HANDLE	1		PILOT CONTROL
13	24M7240	WASHER	2		13 X 25 X 3 MM (0.512" X 0.984" X 0.118")
14	AT159553	WIRING HARNESS	1		SOLENOID VALVE
15	AT141562	RELAY MODULE	1		
16	R44302	TIE BAND	6		
17	T149434	LABEL	1		(IMPORTANT) (BETWEEN ASHTRAY AND OPERATOR'S CAUTION DECAL ON RIGHT SIDE OF CAB)
18	AT162242	ELECTRONIC CONTROL UNIT	1		

TP66755 -UN-26OCT99

AULIARY SPOOL CONTROL W/FLOW CONTROL KIT



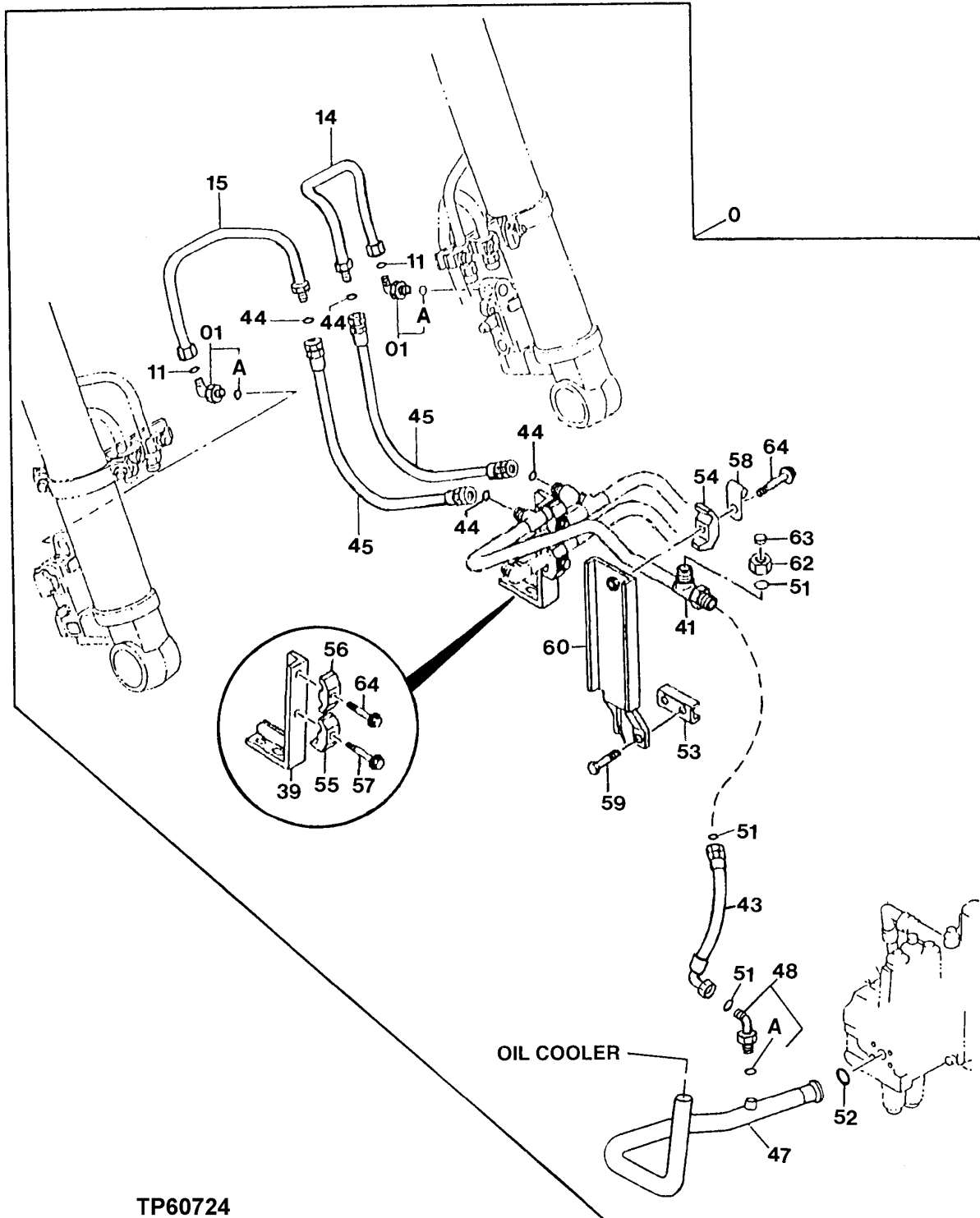
TP66755

AUXILIARY SPOOL CONTROL W/FLOW CONTROL KIT

KEY	PART NO.	PART NAME	QTY	SERIAL NO.	REMARKS
1	AT186622	KIT	1		
2	AE42718	HYDRAULIC HOSE	1		
3	AH75160	ELBOW FITTING	2		
4	AT116486	VALVE	1		
5	AT130053	ADAPTER	1		
6	AT130684	HYDRAULIC HOSE - FABRICATE	1		
7	AT186623	VALVE	1		
8	AT35121	ELBOW FITTING	2		
9	AT36921	TEE FITTING	3		
10	AT71732	HYDRAULIC HOSE - FABRICATE	4		
11	CH11570	O-RING	2		
12	R26448	O-RING	7		
13	R27212	FITTING	3		
14	R28782	O-RING	1		
15	R44302	TIE BAND	4		
16	TH108320	ADAPTER	1		
17	14M7272	NUT	4	M6	
18	19M7529	CAP SCREW	4	M6 X 55	
19	24M7139	WASHER	4	6.400 X 18 X 1.600 MM	

BOOM CYLINDER LOAD LOWERING VALVE KIT

TP60724 -UN-15JUL98



TP60724

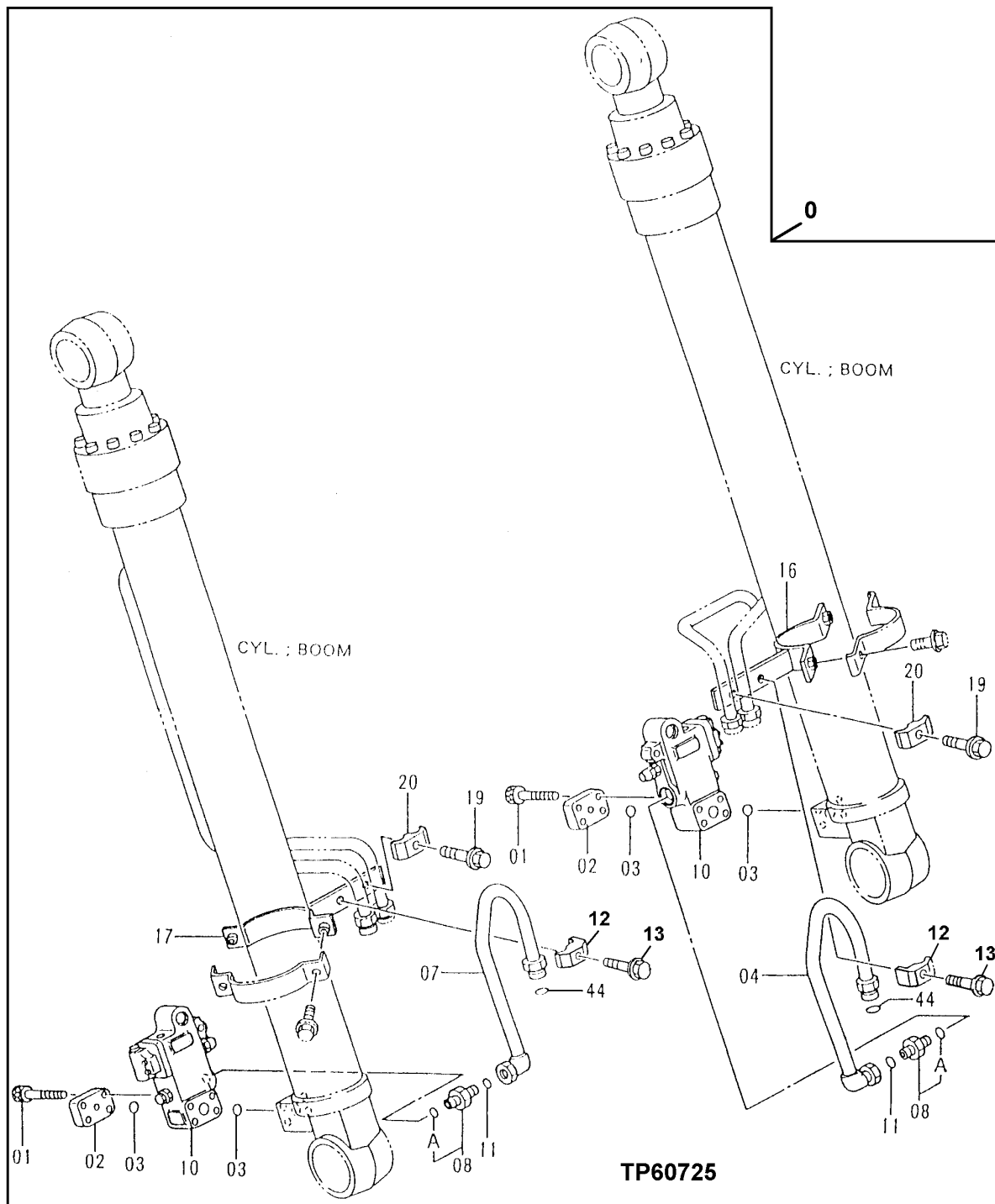
BOOM CYLINDER LOAD LOWERING VALVE KIT

KEY	PART NO.	PART NAME	QTY	SERIAL NO.	REMARKS
0	AT182726	KIT	1		(BOOM CYLINDER LOAD LOWERING VALVE) (CONTAINS ALL ITEMS ON THIS PAGE - ADDITIONAL COMPONENTS LISTED ON THE FOLLOWING PAGES)
1	TH108325	ELBOW FITTING	2		
1A	TH101926	O-RING	1		28.700 X 3.500 MM (1.130" X 0.138")
11	T76938	O-RING	2		23.520 X 1.778 MM (0.926" X 0.070")
14	AT173721	OIL LINE	1		
15	AT173722	OIL LINE	1		
39	AT173723	SUPPORT	1		
41	AT217866	OIL LINE	1		
43	AT217825	HYDRAULIC HOSE	1		
44	T77858	O-RING	4		18.771 X 1.778 MM (0.739" X 0.070")
45	AT173727	HYDRAULIC HOSE	2		
47	AT217892	OIL TUBE	1		
48	AT127606	ELBOW FITTING	1		
48A	TH100055	O-RING	1		23.700 X 3.500 MM (0.933" X 0.138")
51	T76938	O-RING	3		23.520 X 1.778 MM (0.926" X 0.070")
52	T72216	O-RING	1		37.694 X 3.531 MM (1-31/64" X 0.139")
53	AT214402	CHANNEL	1		
54	TH108313	CLAMP	1		
55	TH109830	CLAMP	1		
56	TH108314	CLAMP	1		
57	19M8348	CAP SCREW	1		M12 X 65
58	TH108597	CLIP	1		
59	19M8011	CAP SCREW	2		M12 X 30
60	AT214378	BRACKET	1		
62	38H1356	FITTING	1		
63	AT122960	CAP	1		
64	19M7753	CAP SCREW	2		M12 X 70

TP60725

-UN-07JUL98

BOOM CYLINDER LOAD LOWERING VALVE KIT



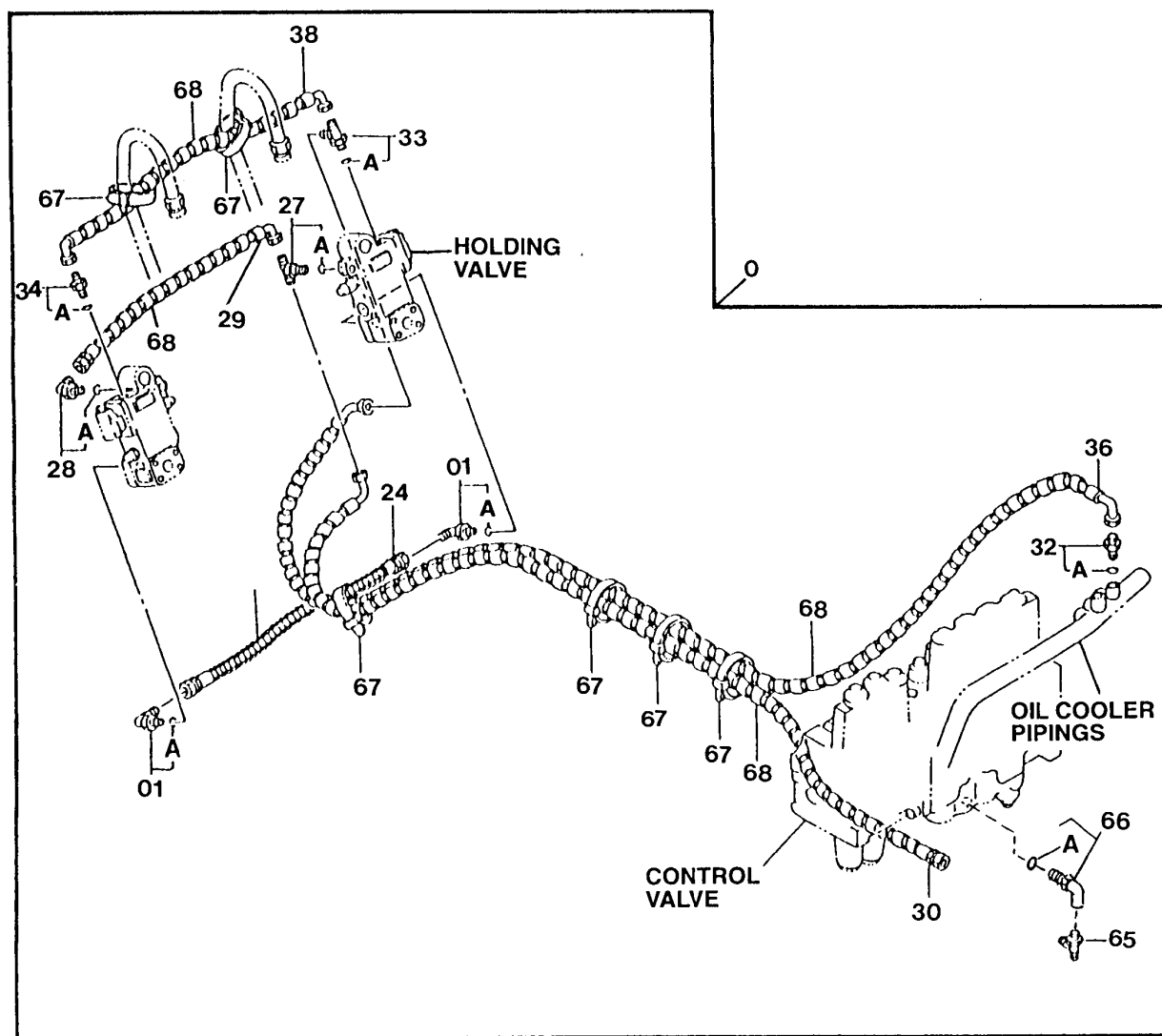
BOOM CYLINDER LOAD LOWERING VALVE KIT

KEY	PART NO.	PART NAME	QTY	SERIAL NO.	REMARKS
0	AT182726	KIT	1		(BOOM CYLINDER LOAD LOWERING VALVE) (CONTAINS ALL ITEMS ON THIS PAGE - ADDITIONAL COMPONENTS LISTED ON THE PREVIOUS AND FOLLOWING PAGES)
1	AT217703	BOLT	8		
2	AT173711	FLANGE	2		
3	TH100044	O-RING	4		34.400 X 3.100 MM (1.354" X 0.122")
4	AT173712	OIL LINE	1		
7	AT173713	OIL LINE	1		
8	AT114853	ADAPTER	2		
8A	TH101926	O-RING	1		28.700 X 3.500 MM (1.130" X 0.138")
10	AT173709	VALVE	2		(HOLDING)
11	T76938	O-RING	2		23.520 X 1.778 MM (0.926" X 0.070")
12	TH109830	CLAMP	2		
13	19M8348	CAP SCREW	2		M12 X 65
16	AT173714	CLAMP	1		
17	AT173715	CLAMP	1		
19	19M8348	CAP SCREW	2		M12 X 65
20	TH109071	CLAMP	2		
44	T77858	O-RING	2		18.771 X 1.778 MM (0.739" X 0.070")

TP60726

-UN-21JUL98

BOOM CYLINDER LOAD LOWERING VALVE KIT



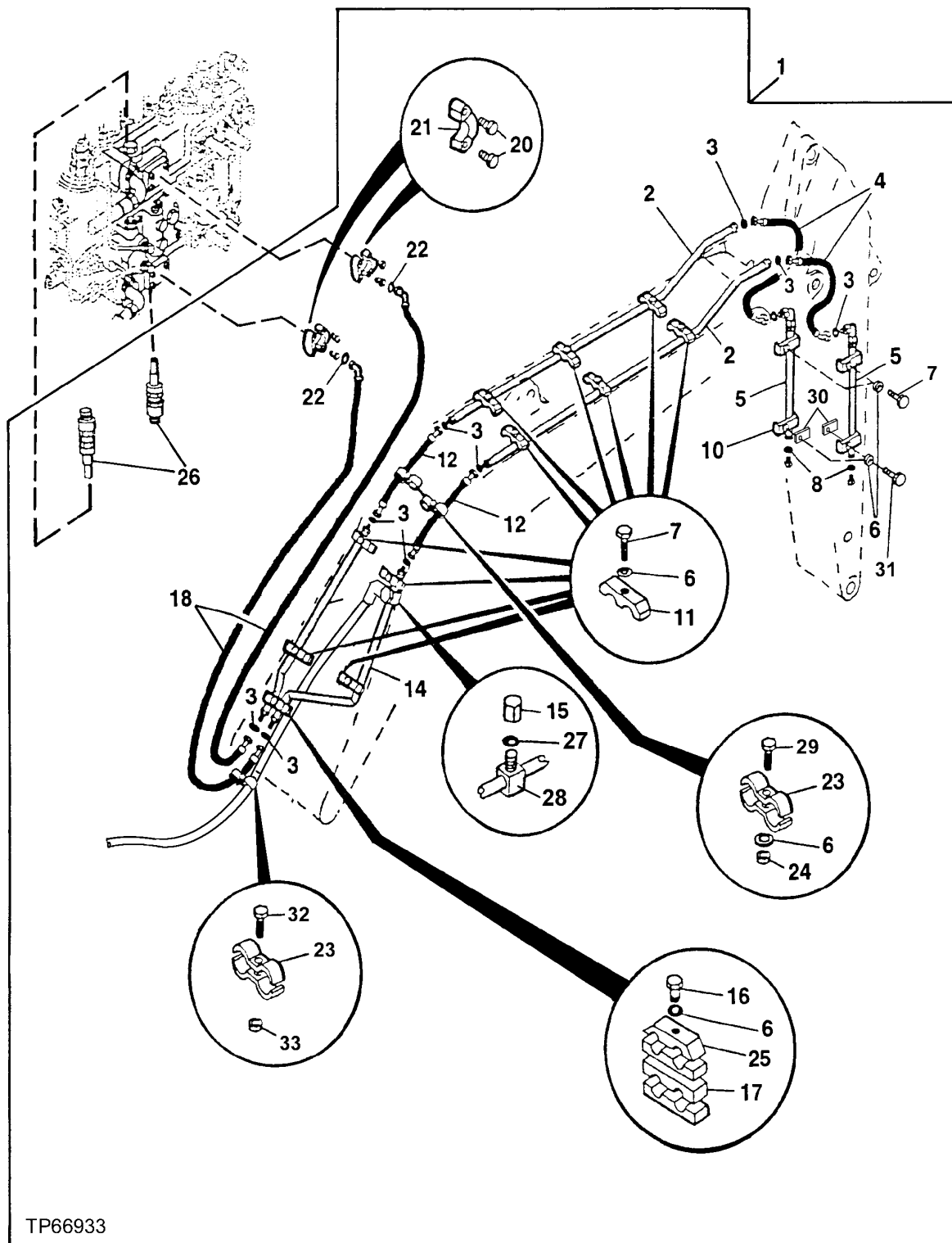
TP60726

BOOM CYLINDER LOAD LOWERING VALVE KIT

KEY	PART NO.	PART NAME	QTY	SERIAL NO.	REMARKS
0	AT182726	KIT	1		(BOOM CYLINDER LOAD LOWERING VALVE) (CONTAINS ALL ITEMS ON THIS PAGE - ADDITIONAL COMPONENTS LISTED ON PREVIOUS AND FOLLOWING PAGES)
1	TH100951	ELBOW FITTING	2		
1A	M800650	PACKING	1		
24	AT173716	HYDRAULIC HOSE	1		
25	AT173717	HOSE GUARD	1		
27	AT126456	TEE FITTING	1		
27A	CH11570	O-RING	1		13.800 X 2.400 MM (0.543" X 0.094")
28	TH101047	ELBOW FITTING	1		
28A	CH11570	O-RING	1		13.800 X 2.400 MM (0.543" X 0.094")
29	AT217811	HYDRAULIC HOSE	1		SERVICE FOR AT182727 ALONG W/AT213831
30	AT217831	HYDRAULIC HOSE	1		SERVICE FOR AT182731 ALONG W/AT213831
32	AT154285	FITTING	1		
32A	CH11570	O-RING	1		13.800 X 2.400 MM (0.543" X 0.094")
33	AT126362	TEE FITTING	1		
33A	CH11570	O-RING	1		13.800 X 2.400 MM (0.543" X 0.094")
34	TH108320	ADAPTER	1		
34A	CH11570	O-RING	1		13.800 X 2.400 MM (0.543" X 0.094")
36	AT217826	HYDRAULIC HOSE	1		SERVICE FOR AT182733 ALONG W/AT213831
38	AT217810	HYDRAULIC HOSE	1		SERVICE FOR AT182733 ALONG W/AT213831
65	AT200991	TEE FITTING	1		
66	AT126458	ADAPTER	1		
66A	CH11570	O-RING	1		13.800 X 2.400 MM (0.543" X 0.094")
67	H77698	TIE BAND	11		
68	AT213831	HOSE GUARD	4		

AUXILIARY HYDRAULIC PLUMBING
(BOOM AND ARM KIT)

TP66933 -UN-21OCT99



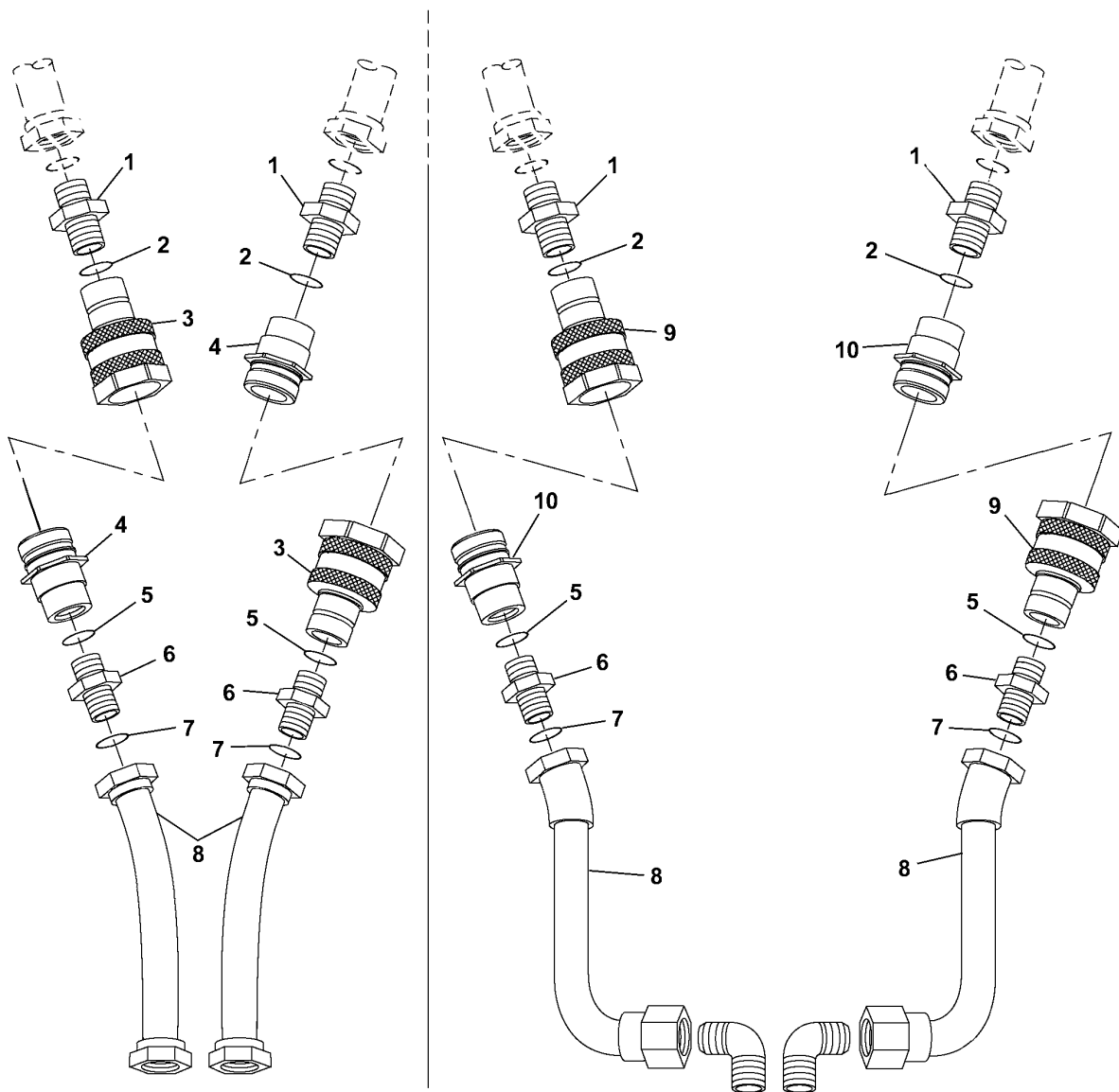
TP66933

**AUXILIARY HYDRAULIC PLUMBING
(BOOM AND ARM KIT)**

KEY	PART NO.	PART NAME	QTY	SERIAL NO.	REMARKS
1	AT181916	KIT	1		(AUXILIARY PLUMBING)
2	AT159786	OIL LINE	2		/AUXILIARY,FRONT BOOM/
3	T76938	O-RING	9		23.520 X 1.778 MM (0.926" X 0.070")
4	AT182115	HYDRAULIC HOSE - FABRICATE	2		(3.75 M ARM (2 USED)
	AT182115	HYDRAULIC HOSE - FABRICATE	2		(3.1 M ARM (2 USED)
5	AT159934	OIL LINE	2		/AUXILIARY,ARM/
6	12H301	LOCK WASHER	17		1/2", /JDS 12 MEDIUM SPRING/
7	19M7753	CAP SCREW	12		M12 X 70
8	T78612	O-RING	2		29.870 X 1.778 MM (1.176" X 0.070")
10	TH108313	CLAMP	4		
11	TH103780	CLAMP	10		
12	AT159782	HYDRAULIC HOSE - FABRICATE	2		1-7/16" X 1 905 MM (75") X 1-7/16", /AUXILIARY,MIDDLE/
13	AT182040	OIL LINE	1		/AUXILIARY/
14	AT182039	OIL LINE	1		/AUXILIARY/, (3.75 M LENGTH ARM - REQUIRES (2) AT182039 HOSE)
15	38H1419	FITTING PLUG	1		(FLAT FACE SEAL) (SUB FOR 38H1418, THIS APPLICATION)
16	19M7758	CAP SCREW	1		M12 X 130
17	AT122946	CLAMP	1		
18	AT182213	HYDRAULIC HOSE	2		/AUXILIARY,REAR/
20	CAP SCREW	8		(USE EXISTING CAPSCREW)
21	H61354	FLANGE FITTING	4		/SPLIT, HALF CLAMP/
22	T78313	O-RING	2		32.918 X 3.531 MM (1.296" X 0.139")
23	T108302	CLAMP	4		RUBBER
24	14M7295	NUT	2		M12
25	TH108314	CLAMP	1		
26	AT155693	RELIEF VALVE	2		
27	T77858	O-RING	1		18.771 X 1.778 MM (0.739" X 0.070") (SUB FOR T59014, THIS APPLICATION)
28	TH108302	CLAMP	4		
29	19M7182	CAP SCREW	2		M12 X 50
30	T167161	SPACER	2		
31	19M8122	CAP SCREW	2		M12 X 85
32	19M7361	CAP SCREW	2		M12 X 50
33	14M7367	LOCK NUT	2		M12

TP66762 -UN-21OCT99

HYDRAULIC CONNECTIONS



TO CLAMP, BUCKET

TO ROCK DRILL

TP66762

HYDRAULIC CONNECTIONS

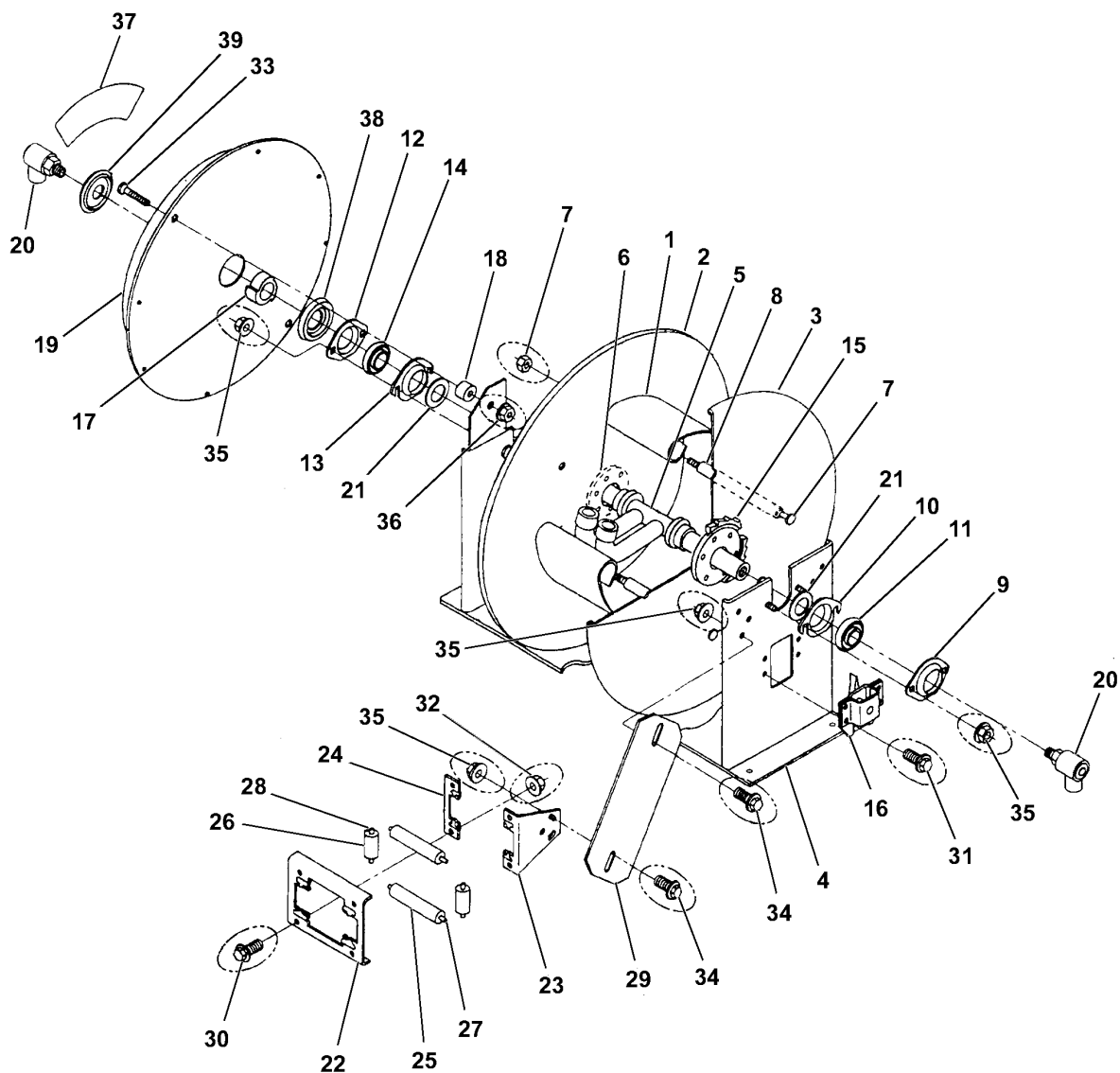
KEY	PART NO.	PART NAME	QTY	SERIAL NO.	2 2	REMARKS
					L R	
1	38H1196	ADAPTER	2		X	
	38H1165	ADAPTER	2		X	
2	R29936	O-RING	2		X	
	U13639	O-RING	2		X	
3	AT186111	QUICK COUPLER	2		X	
4	AT186112	QUICK COUPLER	2		X	
5	R29936	O-RING	2		X	
	U13639	O-RING	2		X	
6	38H1194	ADAPTER	2		X	
	38H1165	ADAPTER	2		X	
7	T77858	O-RING	2		X	
	T78612	O-RING	2		X	
8	AT190186	HOSE	2		X	
	AT188898	HOSE	1		X	(RH SIDE)
	AT188899	HOSE	1		X	(LH SIDE)
9	AT186126	QUICK COUPLER	2		X	
10	AT186124	QUICK COUPLER	2		X	

MEMORANDA

MEMORANDA

HOSE REEL

TP61537 -UN-25MAY99



TP61537

HOSE REEL

2 2
3 3
0 0
L R
C /
R D

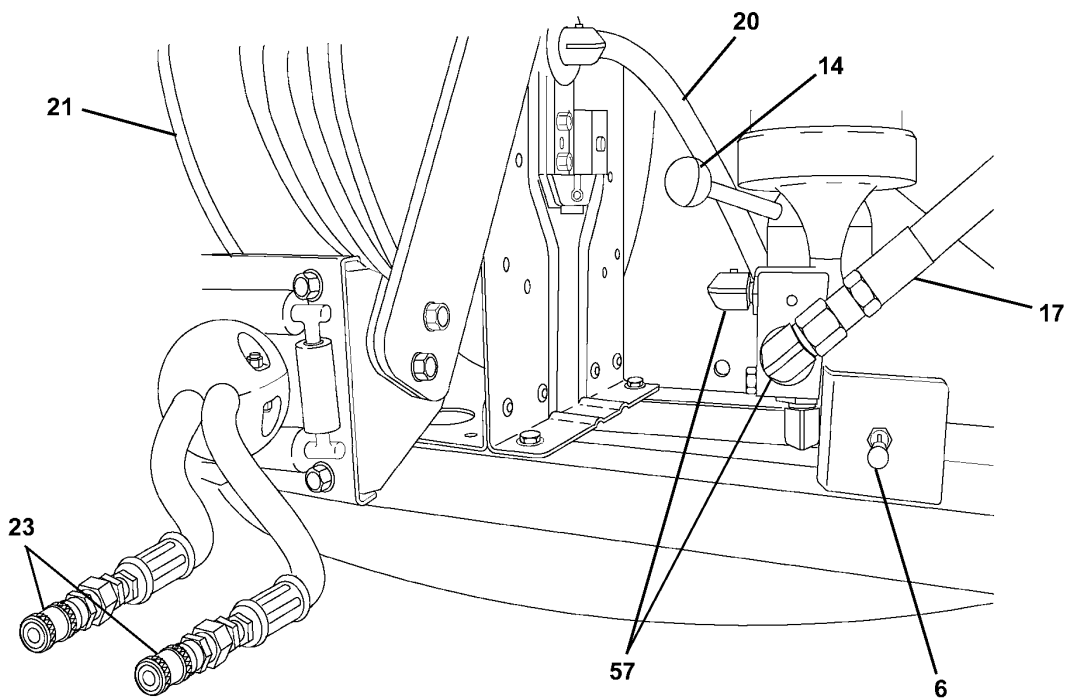
KEY	PART NO.	PART NAME	QTY	SERIAL NO.	REMARKS
1	99050178	DRUM	1		X
2	99031321	DISK	1		X
3	99031321	DISK	1		X
4	FRAME	1		X
5	99010671	HUB	1		X
6	99650015	WASHER	1		X
7	BOLT AND NUT	10		X
8	99043200	DRUM	10		X
9	99022800	HOLDER	1		X
10	99022801	HOLDER	1		X
11	99021500	INSERT	1		X
12	99022800	HOLDER	1		X
13	99022801	HOLDER	1		X
14	99021500	INSERT	1		X
15	99220003	RATCHET WHEEL	1		X
16	99220029	RATCHET	1		X
17	99220002	ARBOR	1		X
18	99220032	SPACER	4		X
19	99210018	MOTOR	1		X
20	99272188	SWIVEL	2		X
21	99540019	SPACER	2		X
22	FRAME	1		X
23	99400171	BRACKET	1		X
24	99400172	CAP	1		X
25	ROLLER	2		X
26	99400180	ROLLER	2		X
27	ROD	2		X
28	99400190	ROD	2		X
29	ARM	1		X
30	99042101	BOLT	4		X
31	99580055	SCREW	4		X
32	99049104	FLANGE NUT	2		X
33	99042204	BOLT	2		X
34	99042201	BOLT	4		X
35	99046200	NUT	8		X
36	99046200	NUT	4		X
37	99220010	DECAL	1		X
38	99220035	PLUG	1		X
39	99220041	PLUG	1		X

HANNAY REELS' PARTS. JOHN DEERE DEALER ORDER DIRECTLY FROM HANNAY REELS.

TP66936

-UN-26OCT99

CONTROLS, PILOT, FOR HAND HELD TOOLS



TP66936

EXCAVATOR

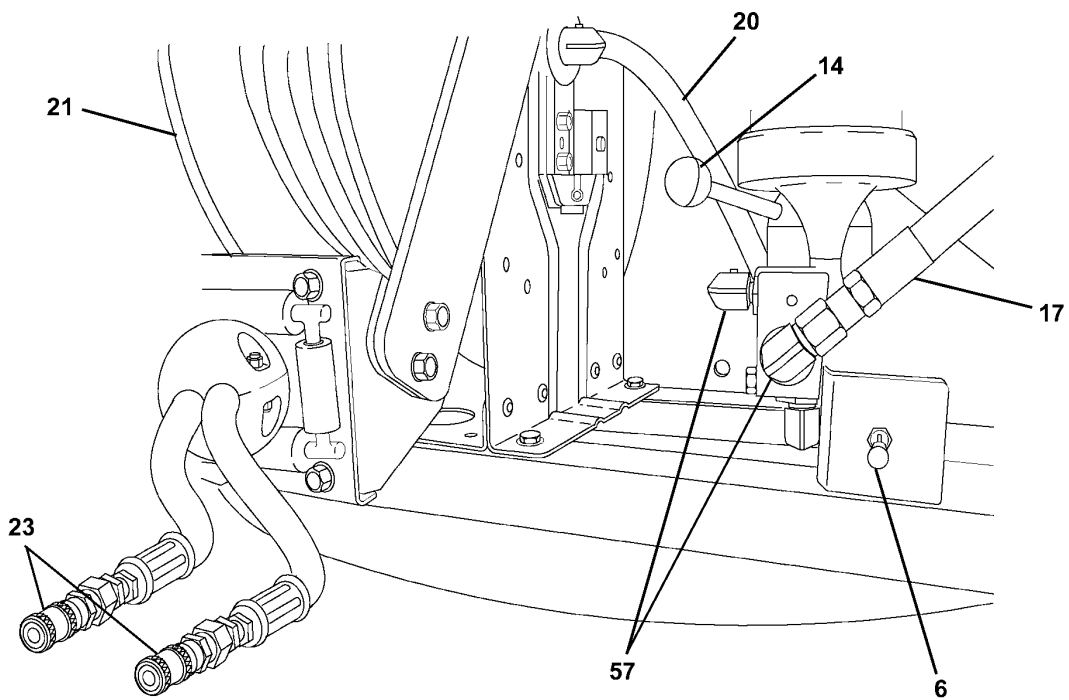
CONTROLS, PILOT, FOR HAND HELD TOOLS

KEY	PART NO.	PART NAME	QTY	SERIAL NO.	REMARKS
1	AE24616	ELBOW FITTING	1		(NOT ILLUSTRATED) (ON PILOT FILTER FITTING TO HOSE)
2	AE35617	TEE FITTING	1		(NOT ILLUSTRATED) (TO ARM I SPOOL)
3	AE49297	FITTING	1		(9/16 O-RING UNION) (NOT ILLUSTRATED) (PORT 1 OF PRESSURE REDUCING VALVE TO SHUTTLE CHECK VALVE)
4	AE52955	FITTING	2		(NOT ILLUSTRATED)(PORT 1 OF SOLENOID VALVE) (TO ARM II SPOOL)
5	AH91325	CHECK VALVE	2		(NOT ILLUSTRATED) (PORT 1 OF PRESSURE REDUCING VALVE) (AT SHUTTLE CHECK VALVE AT TOP OF ARM II SPOOL)
6	AT101938	SWITCH	1		(HOSE REEL AND CONTROL VALVE MOUNTING BRACKET)
7	AT116486	VALVE	1		(NOT ILLUSTRATED) (ACTUATES ARM II SPOOL FOR HANDHELD TOOL CIRCUIT)
8	AT130053	HOSE	1		(NOT ILLUSTRATED) (SHUTTLE CHECK VALVE-TOP OF ARM II SPOOL, REPLACES CONNECTOR TUBE ASSEMBLY BETWEEN ARM I AND ARM II)
9	AT152968	HYDRAULIC HOSE - FABRICATE	1		(NOT ILLUSTRATED) (FROM SHUTTLE VALVE TO PUMP REGULATOR VALVE ON RESERVOIR)
10	AT183797	ADAPTER	1		
11	AT186623	VALVE	1		(NOT ILLUSTRATED) (BRACKET ON HYDRAULIC TANK)
12	AT186773	CONNECTOR	1		
13	AT186776	HYDR./PILOT CONTROL VALVE	1		(NOT ILLUSTRATED) (ARM II SPOOL ADAPTERS)
14	AT186777	CONTROL VALVE	1		(FOR HANDHELD TOOL HYDRAULICS)
15	AT186966	HYDRAULIC HOSE - FABRICATE	2		(NOT ILLUSTRATED) (ARM II SHUTTLE VALVE TO ARM I TEE) (PORT 3 OF CHECK VALVE TO SOLENOID VALVE PORT 4)
16	AT186968	HYDRAULIC HOSE - FABRICATE	2		(NOT ILLUSTRATED) (PRIORITY VALVE PORT 4 TO RESERVOIR RETURN TEE)
17	AT186984	HYDRAULIC HOSE - FABRICATE	1		(FLOW DIVIDER TO OIL COOLER RETURN)
18	AT186985	HYDRAULIC HOSE - FABRICATE	1		(NOT ILLUSTRATED) (HOSE REEL DRAIN HOSE)
19	AT186986	HYDRAULIC HOSE - FABRICATE	1		(NOT ILLUSTRATED) (CHECK VALVE TO SELECTOR VALVE)
20	AT186987	HYDRAULIC HOSE - FABRICATE	1		(SELECTOR VALVE TO HOSE REEL)
21	AT187224	HOSE REEL CADDY	1		(IN COMPARTMENT BEHIND CAB)
22	AT187225	HYDRAULIC HOSE - FABRICATE	1		
23	AT187226	COVER	2		
24	AT187227	STOP	1		
25	AT187228	SUPPORT	1		
26	AT187855	QUICK COUPLER	1		(NOT ILLUSTRATED) (END OF HOSE ON HOSE REEL)
27	AT187856	QUICK COUPLER	1		(NOT ILLUSTRATED) (END OF HOSE ON HOSE REEL)
28	AT188551	WIRING HARNESS	1		
29	AT201205	HYDRAULIC HOSE - FABRICATE	1		(NOT ILLUSTRATED) (PILOT FILTER TO SOLENOID VALVE)
30	AT35121	ELBOW FITTING	1		(NOT ILLUSTRATED) (PORT 2 OF PRESSURE REDUCING VALVE)
31	AT36921	TEE FITTING	3		(NOT ILLUSTRATED) (ADAPTER PORT 1 OF SOLENOID VALVE TO ADAPTER PORT 3 OF PRESSURE REDUCING VALVE) (TO TEE AT PORT 4 OF SOLENOID VALVE) (ON RESERVOIR RETURN FITTING)
32	AT37518	TEE FITTING	1		(NOT ILLUSTRATED) (PORT 4 SOLENOID VALVE)
33	AT38635	HYDRAULIC HOSE - FABRICATE	3		(NOT ILLUSTRATED) (SOLENOID VALVE PORT 4 TO PRESSURE REDUCING VALVE PORT 2) (RETURN TEE TO TEE AT RETURN RESERVOIR) (SOLENOID VALVE PORT 4 TO ARM II SHUTTLE VALVE)
34	AT69969	SWITCH	1		(NOT ILLUSTRATED) (TO BRACKET-T177655)
35	CH11570	O-RING	3		(NOT ILLUSTRATED) (BSPP /BRITISH STRAIGHT PARALLEL PIPE/ ADAPTORS - ELBOW AT RESERVOIR) (BSPP ADAPTORS AT AT130053 IN ARM II SPOOL)
36	H75414	ADAPTER	2		(NOT ILLUSTRATED) (SHUTTLE CHECK VALVE PORTS)
37	R26448	O-RING	14		(NOT ILLUSTRATED)(ALL -6 VALVE PORT FITTINGS)

TP66936

-UN-26OCT99

CONTROLS, PILOT, FOR HAND HELD TOOLS (CONTINUED)



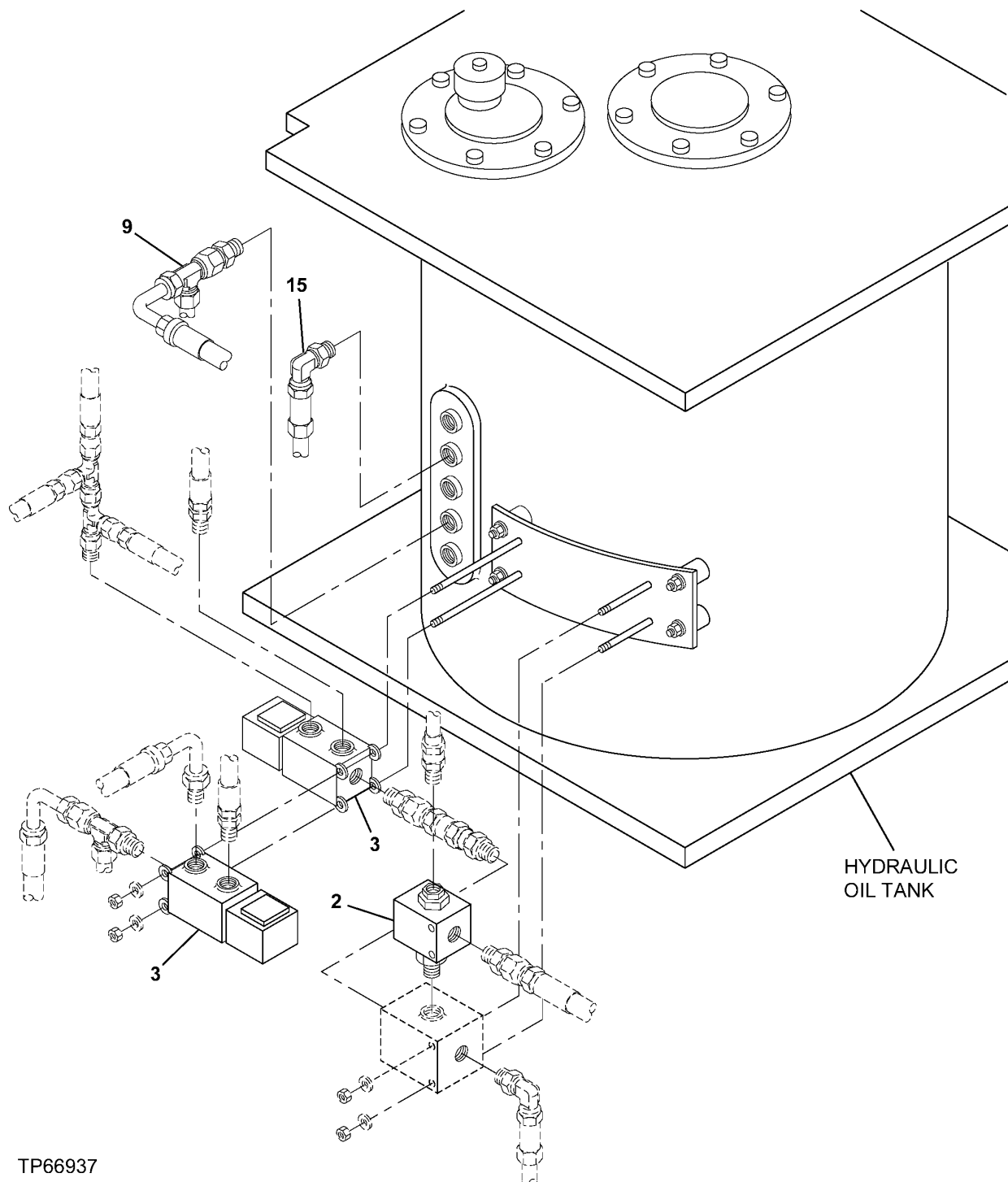
TP66936

CONTROLS, PILOT, FOR HAND HELD TOOLS (CONTINUED)

KEY	PART NO.	PART NAME	QTY	SERIAL NO.	REMARKS
38	R27212	FITTING	6		(NOT ILLUSTRATED) (PORT 2 AND PORT 3 OF SOLENOID VALVE) (PORT 4 OF PILOT ACTUATED CHECK VALVE) (PORT 3 OF PRESSURE REDUCING VALVE) (PORTS OF SHUTTLE VALVE AT ARM II SPOOL)
39	R28450	FITTING	1		(NOT ILLUSTRATED) (PORT 3 OF PILOT ACTUATED CHECK VALVE)
40	TH101047	ELBOW FITTING	1		(NOT ILLUSTRATED) (DRAIN PORT AT RESERVOIR)
41	T166707	BRACKET	1		(NOT ILLUSTRATED)(SOLENOID VALVE AND PRESSURE REDUCING VALVE TO HYDRAULIC RESERVOIR)
42	T177655	BRACKET	1		(NOT ILLUSTRATED) (SPEED CONTROL MOTOR MOUNTING SCREWS)
43	T76938	O-RING	1		
44	T77932	O-RING	4		(NOT ILLUSTRATED) (PORT 2 OF PILOT ACTUATED CHECK VALVE) (PORT 1, PORT 2 AND PORT 3 OF ADJUSTABLE FLOW CONTROL VALVE FOR HANDHELD TOOLS)
45	U12547	O-RING	6		(NOT ILLUSTRATED) (PRIORITY FLOW DIVIDER PORTS 1, 2 AND 3) (PILOT CHECK VALVE PORTS)
46	14M7272	NUT	4		M6, (NOT ILLUSTRATED) (SOLENOID VALVE TO MOUNTING BRACKET) (PRESSURE REDUCING VALVE TO MOUNTING BRACKET)
47	14M7297	NUT	2		M5, (NOT ILLUSTRATED) (SWITCH TO BRACKET)
48	14M7400	LOCK NUT	4		M10, (NOT ILLUSTRATED) (HOSE REEL TO MOUNTING BRACKET)
49	19M7372	CAP SCREW	2		M5 X 16, (NOT ILLUSTRATED)(SWITCH TO BRACKET)
50	19M7402	CAP SCREW	8		M10 X 25, (NOT ILLUSTRATED) (MOUNT HOSE REEL TO MOUNT BRACKET AND BRACKET TO VEHICLE)
51	19M7529	CAP SCREW	4		M6 X 55, (NOT ILLUSTRATED) (SOLENOID VALVE TO MOUNTING BRACKET) (PRESSURE REDUCING VALVE TO MOUNTING BRACKET)
52	24H1219	WASHER	4		7/16" X 1" X 0.083", (NOT ILLUSTRATED) (HOSE REEL MOUNTING TO BRACKET)
53	24H1281	WASHER	2		5/32" X 3/8" X 0.049", (NOT ILLUSTRATED) (SWITCH TO BRACKET)
54	24M7293	WASHER	8		6.500 X 13 X 1.600 MM, (NOT ILLUSTRATED) (CAPSCREW-SOLENOID VALVE TO MOUNTING BRACKET) (CAPSCREW-PRESSURE REDUCING VALVE TO MOUNTING BRACKET)
55	38H1329	ADAPTER	1		(NOT ILLUSTRATED) (PORT 2 OF PILOT ACTUATED CHECK VALVE)
56	38H1358	TUBE NUT	1		(NOT ILLUSTRATED) (ON REDUCER)
57	38H1404	ELBOW FITTING	3		(PORT 1, PORT 2 AND PORT 3 OF ADJUSTABLE FLOW CONTROL VALVE FOR HANDHELD TOOLS)
58	38H1476	REDUCER	2		(NOT ILLUSTRATED) (RETURN ON HOSE REEL)

TP66937 -UN-29OCT99

CONTROLS, PILOT, ROCK DRILL HYDRAULICS



TP66937

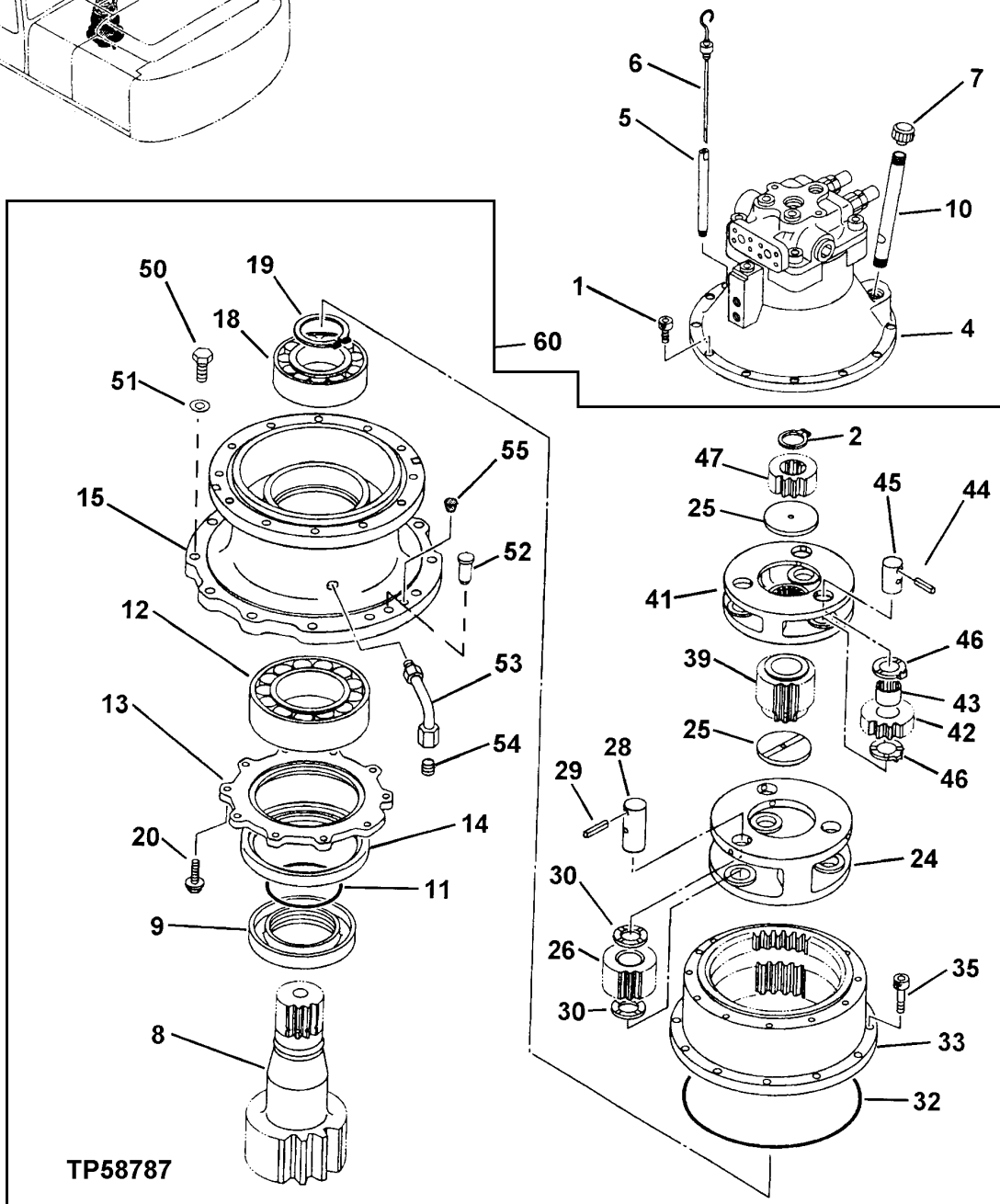
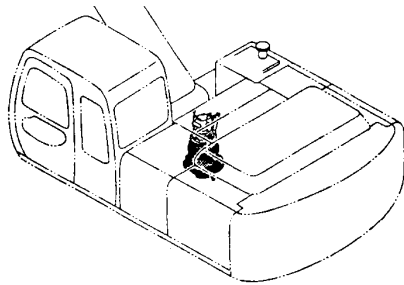
CONTROLS, PILOT, ROCK DRILL HYDRAULICS

KEY	PART NO.	PART NAME	QTY	SERIAL NO.	REMARKS
1	AE52955	FITTING	2		(NOT ILLUSTRATED) (IN OUTPUT SIDE OF SHUTTLE VALVE)
2	AH91325	CHECK VALVE	1		(ATTACH TO ELBOW AT SOLENOID MANIFOLD, REAR SIDE)
3	AT116486	VALVE	2		(MOUNT TO LONGER SCREWS FACED IN OPPOSITE DIRECTION OF HANDHELD SOLENOID VALVE)
4	AT130053	HOSE	1		(NOT ILLUSTRATED) (IN TOP OF AUXILIARY VALVE SPOOL)
5	AT186966	HYDRAULIC HOSE - FABRICATE	2		(NOT ILLUSTRATED) (SOLENOID VALVE PORT 1 TEE TO TEE AT RESERVOIR) (SHUTTLE VALVE TEE TO TOP OF AUXILIARY SPOOL)
6	AT186968	HYDRAULIC HOSE - FABRICATE	1		(NOT ILLUSTRATED) (BOTTOM OF AUXILIARY SPOOL TO RETURN ELBOW AT RESERVOIR)
7	AT213824	HYDRAULIC HOSE - FABRICATE	1		(NOT ILLUSTRATED) (PORT 4 OF TOOL SOLENOID VALVE TO PORT 3 OF ROCK DRILL SOLENOID VALVE)
8	AT35121	ELBOW FITTING	2		(NOT ILLUSTRATED) (PORT 3 OF SOLENOID VALVE) (SIDE OF SHUTTLE VALVE, ATTACH HOSE FROM SHUTOFF VALVE)
9	AT36921	TEE FITTING	1		(PORT 4 OF FLOW DIVIDER VALVE TO TEE AT RESERVOIR RETURN)
10	AT37518	TEE FITTING	2		(NOT ILLUSTRATED) (PORT 1 OF SOLENOID VALVE AND SIDE PORT OF SHUTTLE VALVE)
11	AT38635	HYDRAULIC HOSE - FABRICATE	1		(NOT ILLUSTRATED) (SOLENOID VALVE PORT 4 TO SHUTTLE VALVE TEE)
12	CH11570	O-RING	4		(NOT ILLUSTRATED) (ON BSPP FITTINGS-RESERVOIR ELBOW AND AT130053 ADAPTER IN AUXILIARY SECTION)
13	R26448	O-RING	7		(NOT ILLUSTRATED) (ON ALL-6 O-RING FITTINGS AT VALVE PORTS)
14	R27212	FITTING	2		(NOT ILLUSTRATED) (PORT 2 AND 4 OF SOLENOID VALVE)
15	TH101047	ELBOW FITTING	1		(IN RESERVOIR RETURN PORT SECOND FROM TOP)
16	TH108320	ADAPTER	1		(NOT ILLUSTRATED) (IN BOTTOM OF AUXILIARY VALVE SPOOL)
17	19M8482	SCREW	2		M6 X 80, (NOT ILLUSTRATED) (ATTACH SOLENOID VALVES TO MOUNTING PLATE)
18	38H1257	TEE FITTING	1		(NOT ILLUSTRATED) (TO ADAPTER FITTING ON MAJOR RETURN LINE TO RESERVOIR)

ORDER REPAIR AND REPLACEMENT PARTS FROM SECTION 4360 USING JOHN DEERE CAGE CODE 1J955.

TP58787 -UN-28AUG97

SWING DEVICE



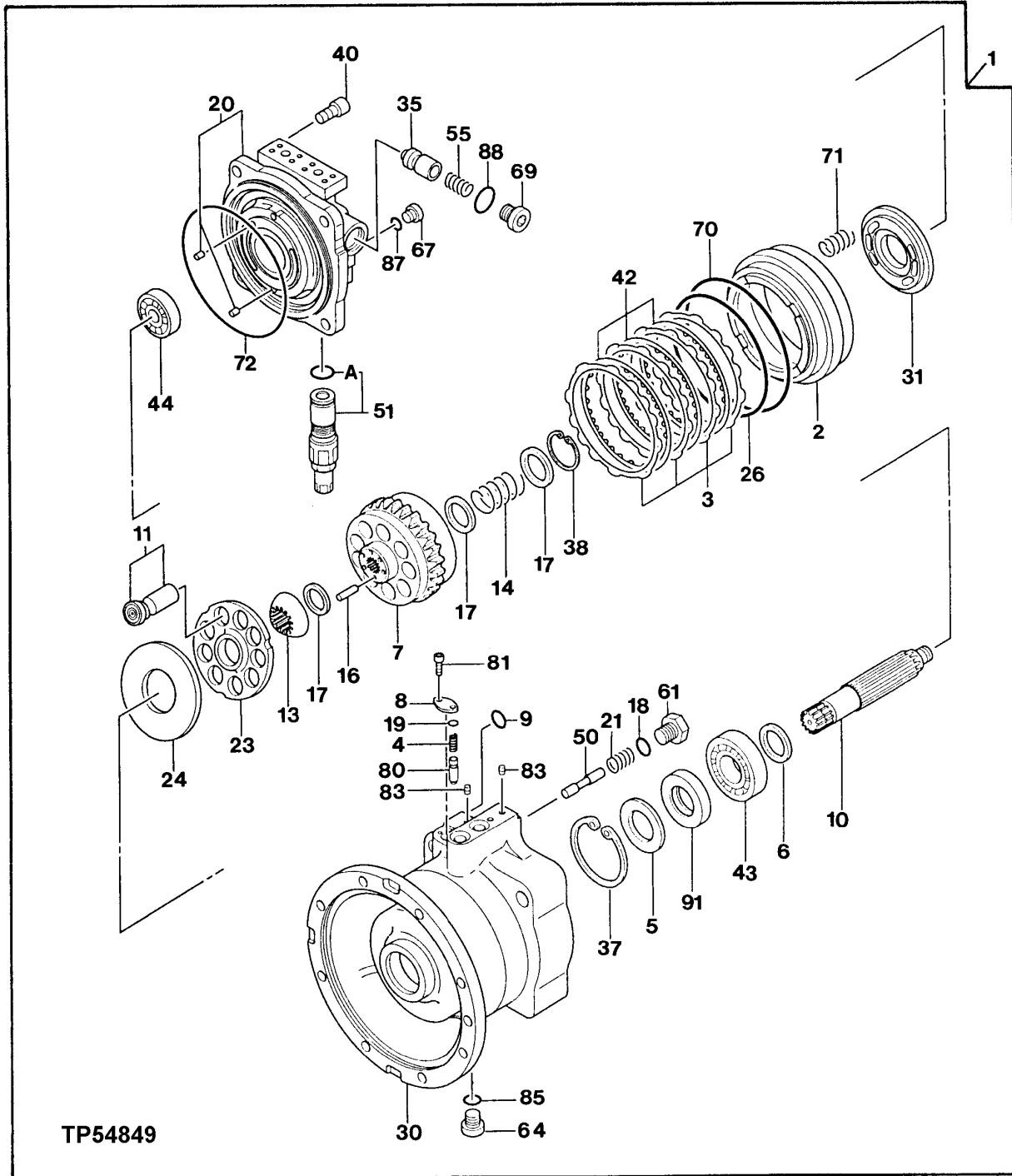
SWING, ROTATION OR PIVOTING SYSTEM

SWING DEVICE

KEY	PART NO.	PART NAME	QTY	SERIAL NO.	REMARKS
1	19M8168	SCREW	12		M12 X 25
2	40M7047	SNAP RING	1		
4	AT218129	MOTOR	1		(USE IF AVAILABLE) (IF AT218129 NOT AVAILABLE, SUB AT183690)
	AT183690	MOTOR	1		(REMANUFACTURED)
5	AT154293	PIPE	1		
6	AT213790	DIPSTICK	1		
7	AT204965	CAP	1		
8	AT217936	PINION SHAFT	1		
9	AT200996	SLEEVE	1		
10	AT213843	PIPE	1		
11	TH111062	O-RING	1		139.400 X 3.100 MM (5.488" X 0.122")
12	AT160517	ROLLER BEARING	1		
13	AT158507	COVER	1		
14	AT154728	SEAL	1		
15	AT200953	HOUSING	1		
18	TH104674	BEARING	1		
19	TH111641	SNAP RING	1		
20	19M7493	CAP SCREW	10		M12 X 40
	12H301	LOCK WASHER	10		12.700 MM (1/2")
24	AT200951	PLANET PINION CARRIER	1		
25	TH111267	PLATE	2		
26	AT201190	GEAR	3		
28	TH109481	PIN	3		
29	34M5564	SPRING PIN	6		6 X 70 MM (0.236" X 2.756")
30	AT154772	PLATE	6		
32	AT200993	O-RING	1		
33	AT200954	RING GEAR	1		
35	19M8609	CAP SCREW	12		M20 X 55
39	AT200969	SUN GEAR	1		
41	AT218164	PLANET PINION CARRIER	1		
42	AT218165	GEAR	3		
43	T107728	NEEDLE BEARING	3		
44	AT218166	SPRING PIN	3		
45	AT131753	PIN	3		
46	AT218167	WEAR PLATE	6		
47	AT218168	SUN GEAR	1		
50	AT217707	BOLT	12		
51	AT217701	WASHER	12		
52	TH101880	PIN	2		
53	AT154836	PIPE	1		
54	TH100648	FITTING PLUG	1		
55	99M7010	PLUG	2		
60	AT218169	DEVICE	1		(SWING DEVICE WITHOUT MOTOR)

TP54849 -UN-02JUN97

SWING MOTOR



TP54849

SWING, ROTATION OR PIVOTING SYSTEM

SWING MOTOR

KEY	PART NO.	PART NAME	QTY	SERIAL NO.	REMARKS
1	AT218129	MOTOR	1		(USE IF AVAILABLE) (IF AT218129 NOT AVAILABLE, SUB AT183690)
	AT183690	MOTOR	1		(REMANUFACTURED)
2	AT213649	PISTON	1		
3	AT213651	PLATE	4		
4	AT213654	SPRING	1		
5	AT213645	WASHER	1		
6	AT213636	WASHER	1		
7	AT213637	CYLINDER	1		
8	AT213655	COVER	1		
9	CH10568	PACKING	1		
10	AT213635	SHAFT	1		
11	AT213631	PISTON	9		
13	AT213638	BUSHING	1		
14	AT213639	SPRING	1		
16	AT128286	PIN	12		
17	AT213640	WASHER	3		44 X 56.500 X 1.500 MM (1.732" X 2.224" X 0.059")
18	M800650	PACKING	1		
19	CH10568	PACKING	1		
20	AT213632	HOUSING	1		
21	AT213653	SPRING	1		
23	AT213641	RETAINER	1		
24	AT213642	PLATE	1		
26	AT155216	O-RING	1		
30	AT218145	HOUSING	1		
31	AT213643	PLATE	1		
35	AT155198	PLUNGER	2		
37	40M7043	SNAP RING	1		
38	40M7201	SNAP RING	1		
40	AT128294	SCREW	4		M20 X 45
42	AT213650	PLATE	3		
43	AT213646	ROLLER BEARING	1		
44	AT155215	ROLLER BEARING	1		
50	AT213652	SPOOL	1		
51	AT218144	RELIEF VALVE	2		
51A	TH101300	O-RING	2		29.400 X 3.100 MM (1.157" X 0.122")
55	AT155199	SPRING	2		
61	AT213630	FITTING PLUG	1		
64	AT213630	FITTING PLUG	1		
67	AT213630	FITTING PLUG	2		
69	AT213629	FITTING PLUG	2		
70	AT132162	O-RING	1		
71	TH112060	SPRING	18		
72	AT213647	O-RING	1		190 X 3.530 MM (7.480" X 0.139")
80	AT213634	PLUNGER	1		
81	AT213656	SCREW	2		
83	15H560	PIPE PLUG	3		1.575 MM (1/16")
85	M800650	PACKING	1		
87	M800650	PACKING	2		
88	TH100136	O-RING	2		27.700 X 3.500 MM (1.091" X 0.138")
91	AT213648	SEAL	1		

MEMORANDA

PARTS LIST

PIECES DETACHEES

CPA X-TEND

SUMMARY

Chap

SOMMAIRE

HC 150 IR HYDRAULIC DRIFTER ---	①	---- PERFORATEUR HYD. HC 150 IR
GCX 14 / 12 FEED -----	②	---- GLISSIERE GCX 14 / 12
GCX FEED EMERGENCY STOP ----	③	---- ARRÊT D'URGENCE SUR GCX
ROD CHANGER -----	④	---- CHANGEUR DE BARRE
CRADLE + ARTICULATION FEED --	⑤	---- BERCEAU + ARTICULATION
ELECTRO-HYD. COMPONENTS ---	⑥	---- MATERIEL ELECTRO-HYD.
DRILLING AUTOMATISMS -----	⑦	---- BLOC D'AUTOMATISMES
REMOTE CONTROL ASSY. -----	⑧	---- TELECOMMANDE
SAFETY LABELS -----	⑨	---- PLAQUES DE SECURITE
DUST COLLECTOR -----	⑩	---- CAPTEUR DE POUSSIERS
SPARE HYDRAULIC HOSES -----	⑪	---- RECHANGE FLEXIBLES HYD.
NOTES -----	⑫	---- NOTES

1

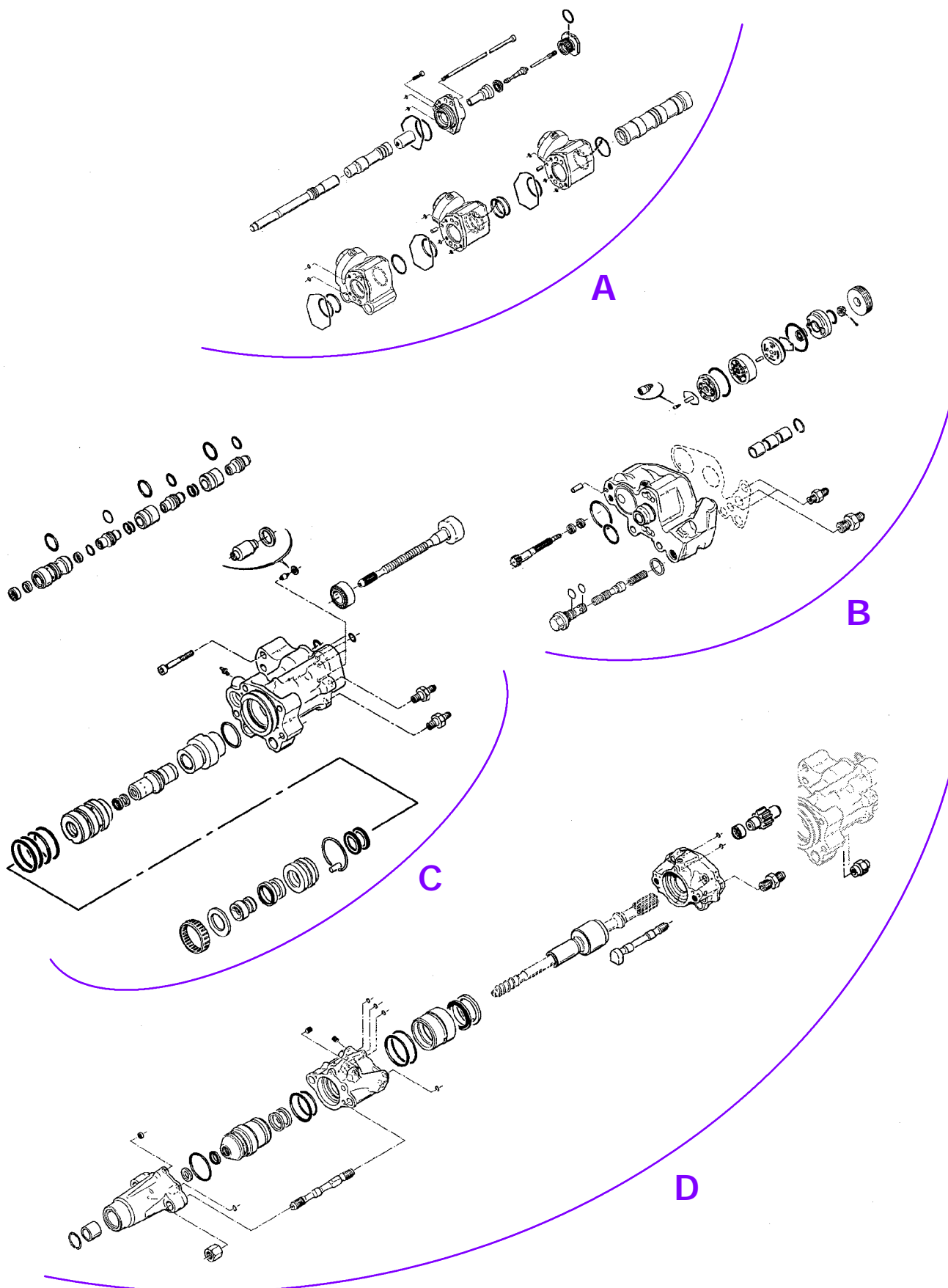
HC 150 IR HYDRAULIC DRIFTER
PERFORATEUR HYD. HC 150 IR

Perforateur hydraulique HC 150 IR
Hydraulic drifter HC 150 IR

: 94280-V3
: 86502663

N° 11071 / 1
10 / 1998 revision 00

ORDER REPAIR AND REPLACEMENT PARTS FROM SECTION 4400 USING MONTABERT CAGE CODE F5267.

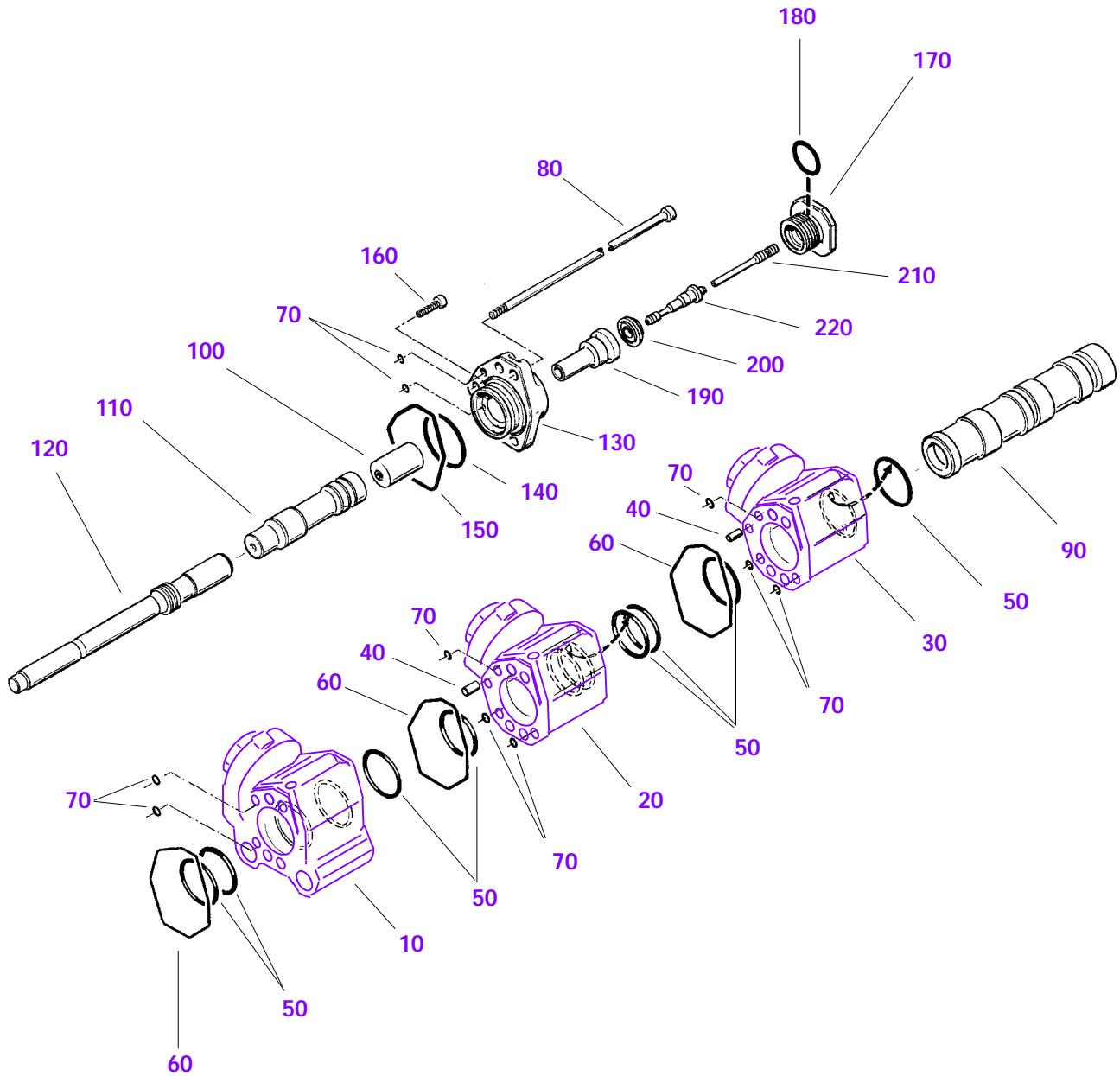


Perforateur hydraulique HC 150 IR
Hydraulic drifter HC 150 IR

: 94280-V3
: 86502663

N° 11071 / 2
10 / 1998
revision 00

Item	CPN	Ref.	Qty	Part name	Désignation	Page
A				PERCUSSION PART DISTRIBUTION	PARTIE FRAPPEUR DISTRIBUTION	4
B				CENTRAL PART	PARTIE CENTRALE	6
C				HYDRAULIC THRUST	BUTÉE HYDRAULIQUE	8
D				FRONT ASSEMBLY	PARTIE AVANT	10

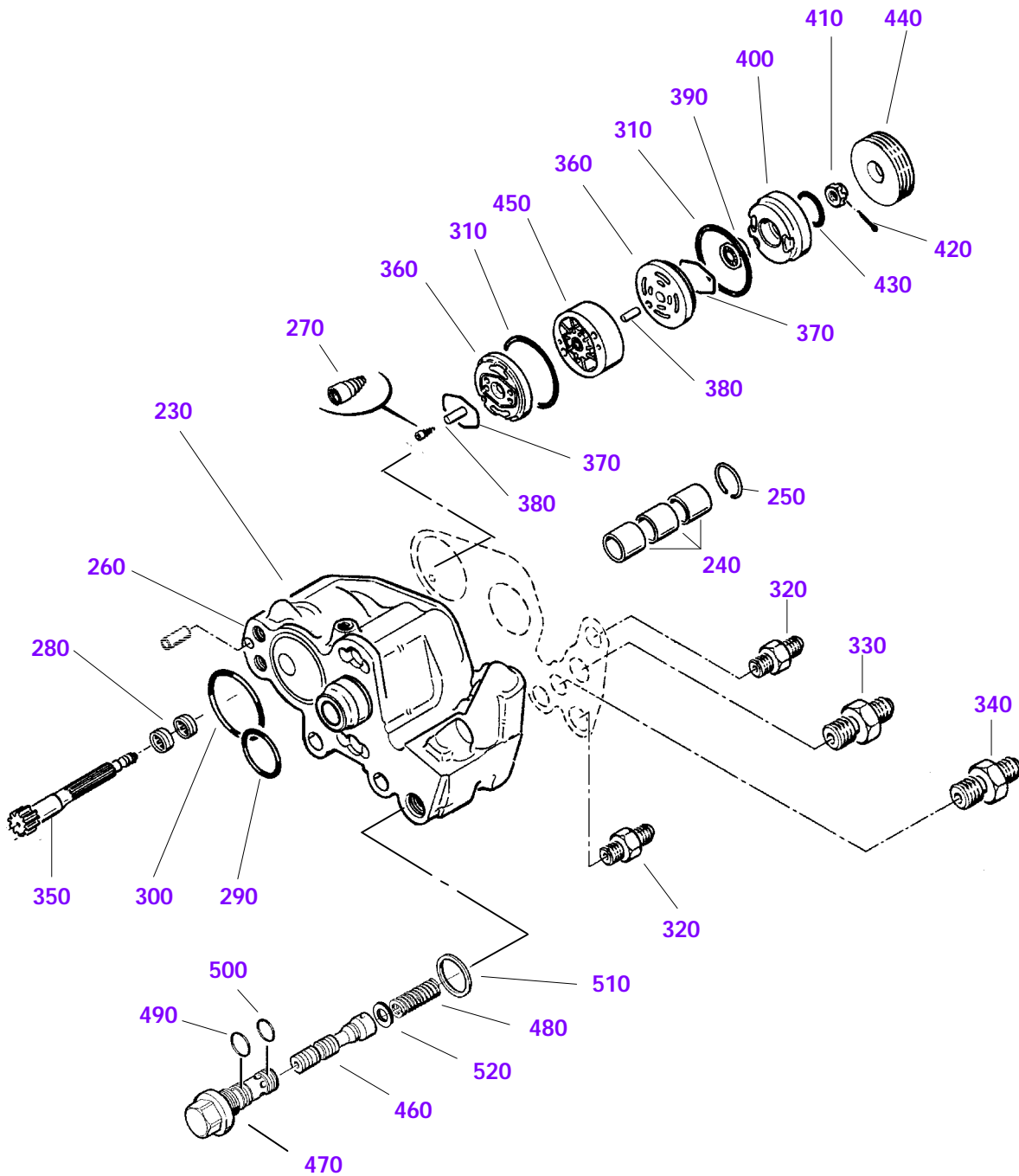


Perforateur hydraulique HC 150 IR
Hydraulic drifter HC 150 IR

: 94280-V3
: 86502663

N° 11071 / 4
10 / 1998
revision 00

Item	CPN	Ref.	Qty	Part name	Désignation	Page
				PERCUSSION PART	PARTIE FRAPPEUR	
	10	86374048	79929	1 LP accumulator	Accumulateur BP	12
	20	86385143	83042	1 HP accumulator (central)	Accumulateur HP (central)	13
	30	86385127	83040	1 HP accumulator	Accumulateur HP	14
	40	86223419	54864	2 Pin	Axe lisse	
S	50	86265071	26492	8 O'ring	Joint torique	
S	60	86326493	61252	3 O'ring	Joint torique	
S	70	86343530	68708	10 Tight seal	Joint d'étanchéité	
	80	86221413	59898	4 Screw CHc UNF 3/4"	Vis CHc UNF 3/4"	
	90	86223971	62260	1 Cylinder	Cylindre	
	100	86223534	64089	1 Distributor	Distributeur	
	110	86417441	91124	1 Thrust piston Cyl. E	Piston de poussée Cyl. E	
	120	86413176	90123	1 Piston	Piston de frappe	
				DISTRIBUTION	DISTRIBUTION	
	130	86324738	60557	1 Cover	Couvercle	
S	140	86265071	26492	1 O'ring	Joint torique	
S	150	86326493	61252	1 O'ring	Joint torique	
	160	86250867	19144	1 Screw CHc UNF 3/4"	Vis CHc UNF 3/4"	
	170	86333267	64083	1 Plug	Bouchon fileté	
S	180	86281979	38061	1 O'ring	Joint torique	
	190	86223914	64088	1 Cover	Couvercle de distribution	
	200	86220944	64085	1 Valve	Clapet	
	210	86417425	91122	1 Push rod	Poussoir	
	220	86417433	91123	1 Lining	Chemise de poussoir	



Perforateur hydraulique HC 150 IR
Hydraulic drifter HC 150 IR

: 94280-V3
: 86502663

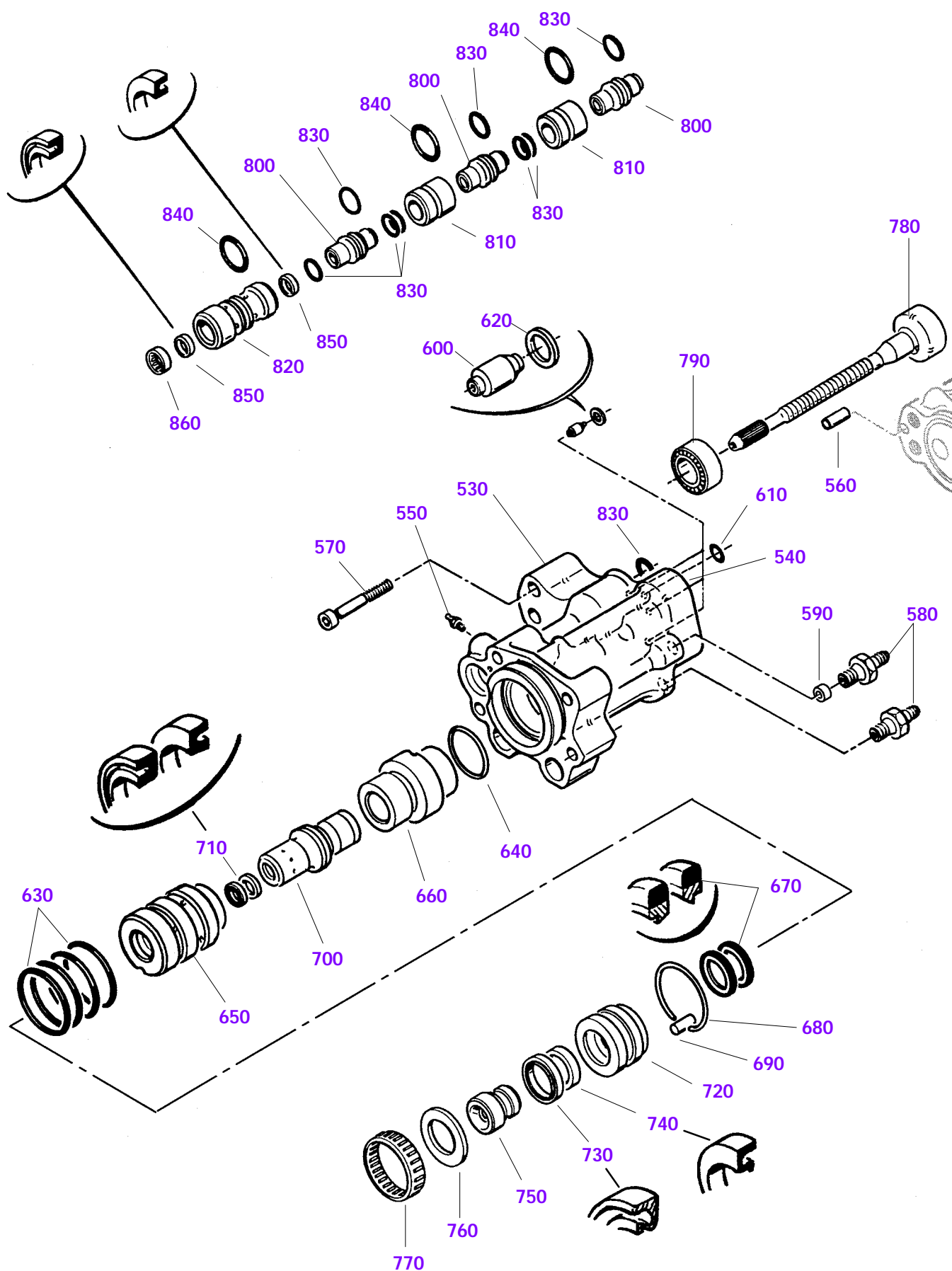
N° 11071 / 6
10 / 1998
revision 00

Item	CPN	Ref.	Qty	Part name	Désignation	Page
				CENTRAL PART	PARTIE CENTRALE	
230	86475746	92911	1	Motor body including :	Corps de moteur comp. :	
240	86221561	54889	3	(Guiding ring	(Bague de guidage	
250	86223997	18542	1	(Snap ring	(Jonc	
260	86264678	26241	2	(Helicoil thread	(Filet hélicoïl	
270	86223476	60987	1	Spring	Ressort	
280	86220811	68088	2	Needle bearing	Roulement à aiguilles	
S 290	86222825	13887	1	O'ring	Joint torique	
S 300	86265071	26492	1	O'ring	Joint torique	
S 310	86221918	39328	2	O'ring	Joint torique	
320	86321056	58895	2	Adapter	Adapteur	
330	95219762	17365	1	Adapter	Adapteur	
340	95279329	46061	1	Adapter	Adapteur	
350	86220209	69104	1	Shaft	Arbre moteur	
360	86344199	69125	2	Plate	Platine de distribution	
S 370	86261344	24852	2	O'ring	Joint torique	
380	86318516	57846	2	Pin	Axe lisse	
390	86223559	69103	1	Ball bearing	Roulement à billes	
400	86344116	69102	1	Plate	Plaque porte roulement	
410	86313046	54883	1	Nut	Ecrou HK	
420	86302841	50026	1	Pin	Goupille fendue	
S 430	86222668	20894	1	O'ring	Joint torique	
440	86313053	54884	1	Cover	Couvercle	
450	86474194	93805	1	Cartridge (type 055)	Cartouche moteur (type 055)	
460	86366259	78071	1	Slider	Tiroir	
470	86366242	78070	1	Lining	Chemise de tiroir	
480	86366283	78074	1	Spring	Ressort	
S 490	86234994	10050	1	O'ring	Joint torique	
S 500	86234853	9931	1	O'ring	Joint torique	
S 510	86288131	42068	1	BS ring	Bague BS	
520	86312196	54408	x	Adjusting shim	Rondelle de réglage	

Perforateur hydraulique HC 150 IR
 Hydraulic drifter HC 150 IR

: 94280-V3
 : 86502663

N° 11071 / 7
 10 / 1998
 revision 00



Perforateur hydraulique HC 150 IR
Hydraulic drifter HC 150 IR

: 94280-V3
: 86502663

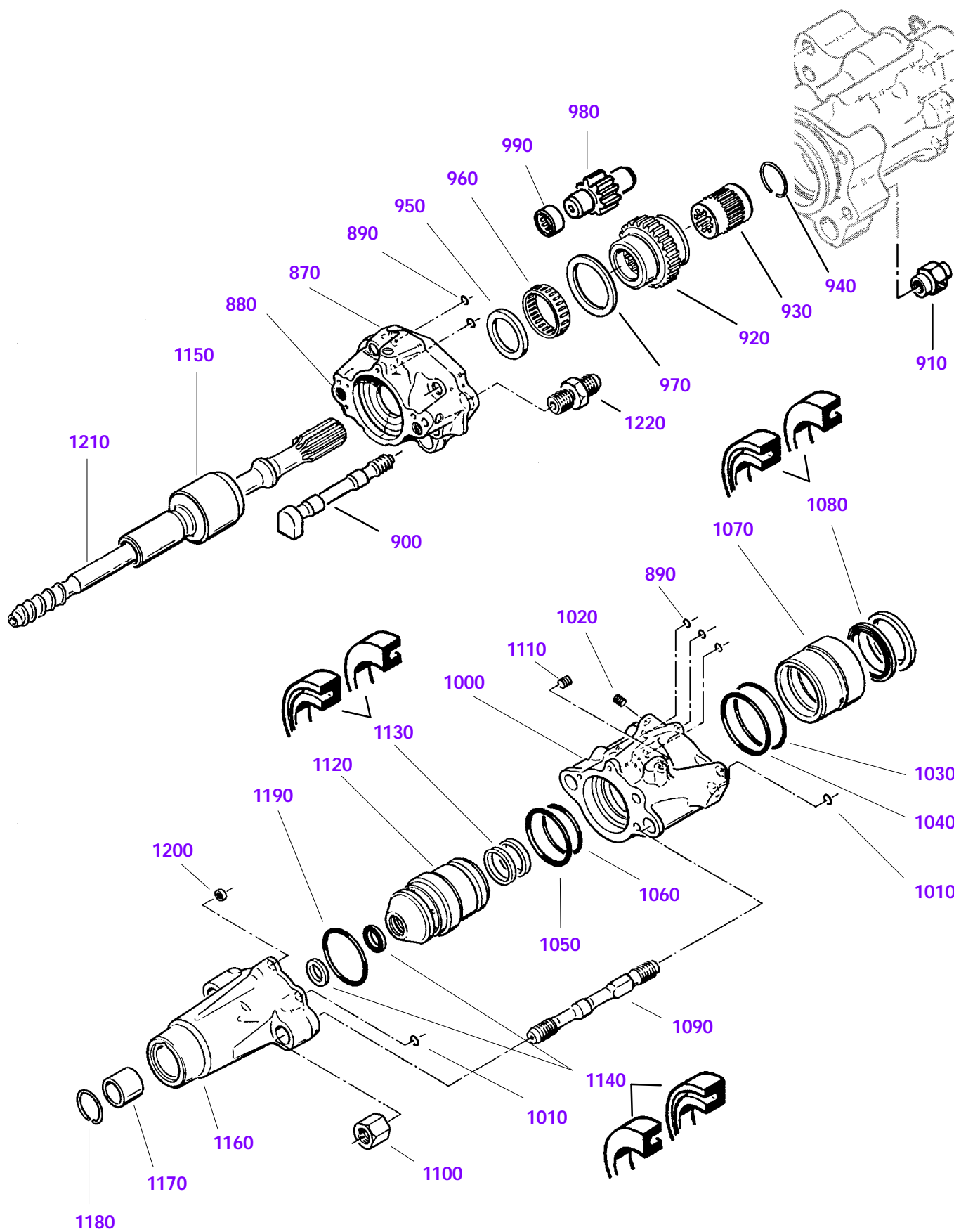
N° 11071 / 8
10 / 1998
revision 00

Item	CPN	Réf.	Qty	Part name	Désignation	Page
				HYDRAULIC STOP	BUTÉE HYDRAULIQUE	
530	86475001	92900	1	Thrust housing including :	Carter de butée comprenant :	
540	86264678	26241	4	(Helicoil thread	(Filet hélicoïl	
550	86230059	6178	1	Oiler	Graisneur	
560	86223419	54864	1	Pin	Axe lisse	
570	95848107	54917	2	CHc screw UNF 3/4"	Vis CHc UNF 3/4"	
580	86257979	22837	2	Adapter	Adapteur	
590	86501061	95909	1	Restrictor	Gicleur	
600	86322518	59419	3	Valve	Clapet	
S 610	86349982	71833	1	Face seal	Joint de face	
S 620	86343530	68708	3	Tight seal	Joint d'étanchéité	
S 630	86221918	39328	4	O'ring	Joint torique	
S 640	86325792	60968	1	O'ring	Joint torique	
650	86475068	92956	1	Front lining	Chemise de butée avant	
660	86501947	96078	1	Rear lining	Chemise de butée arrière	
S 670	86220936	64028	2	Composite seal	Joint composite	
680	86220258	69378	1	Snap ring	Jonc	
690	86223948	69384	1	Pin	Axe lisse	
700	86475019	92955	1	Hyd. stop piston	Piston de butée	
S 710	86313079	54888	2	Seal	Joint	
720	86345022	69379	1	Guide	Guide	
S 730	86221652	58075	1	Centering part	Centreur	
S 740	86221645	58074	1	Centering part	Centreur	
750	86223492	62192	1	Shank stop	Butée d'emmanchement	
760	86220241	69377	1	Ring	Bague bronze	
770	86221603	54908	1	Needle bearing	Roulement à aiguilles	
780	86313087	54896	1	Shaft	Arbre de transmission	
790	86484755	54897	1	Ball bearing	Roulement à billes	
800	86223435	54898	3	Tight ring	Bague d'étanchéité	
810	86313095	54899	2	Tight ring	Bague d'étanchéité	
820	86313103	54900	1	Tight ring	Bague d'étanchéité	
S 830	86232808	8098	9	O'ring	Joint torique	
S 840	86292786	44382	3	O'ring	Joint torique	
S 850	86410396	89480	2	Seal	Joint	
860	86223021	18831	1	Needle bearing	Roulement à aiguilles	

Perforateur hydraulique HC 150 IR
 Hydraulic drifter HC 150 IR

: 94280-V3
 : 86502663

N° 11071 / 9
 10 / 1998
 revision 00

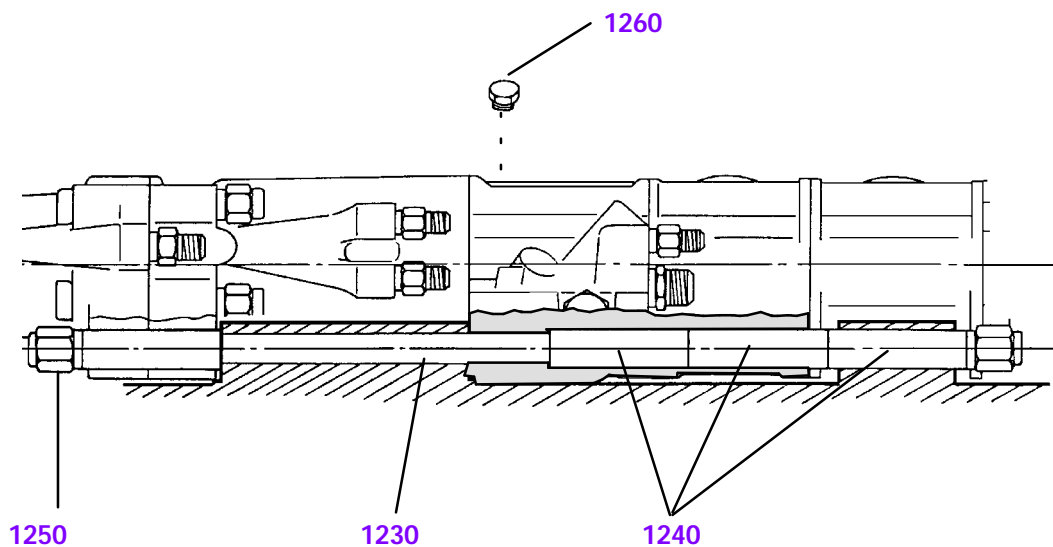


Perforateur hydraulique HC 150 IR
Hydraulic drifter HC 150 IR

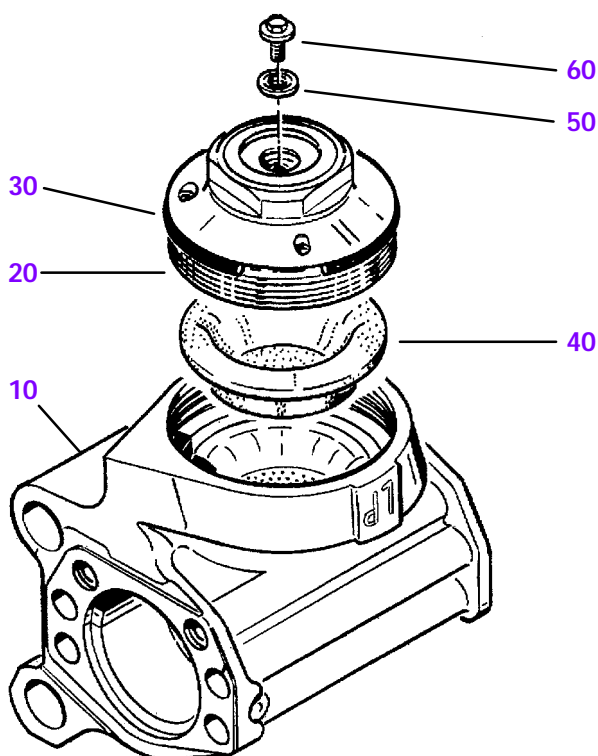
: 94280-V3
: 86502663

N° 11071 / 10
10 / 1998
revision 00

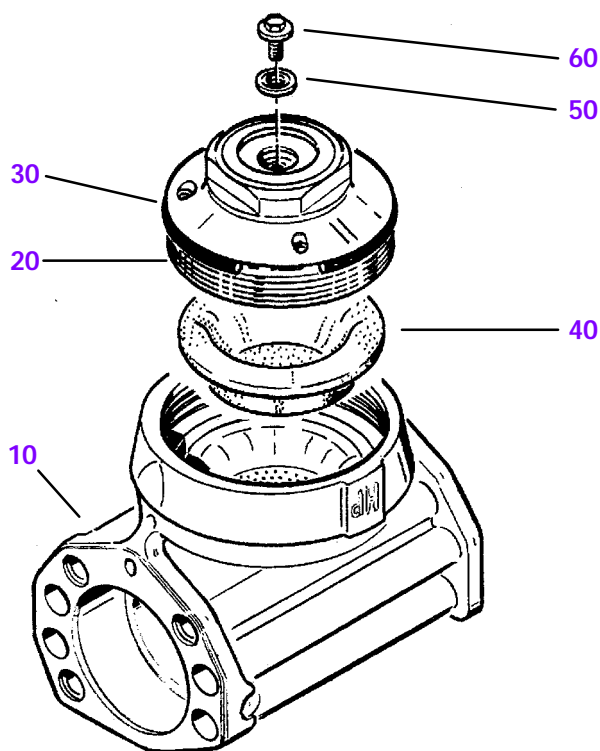
Item	CPN	Réf.	Qty	Part name	Désignation	Page
				FRONT ASSEMBLY	PARTIE AVANT	
	870	86221124	63012	1 Housing including :	Carter comprenant :	
	880	86373115	79743	2 (Helicoil thread UNF 1"1/8	(Filet rapporté 1"1/8 UNF	
K	890	86220274	70494	5 O'ring	Joint torique	
	900	86223443	54919	4 Screw UNF 3/4"	Vis UNF 3/4"	
	910	86222882	15886	4 Nut	Ecrou	
	920	86501764	96073	1 Gear including :	Pignon récepteur compre. :	
	930	86501020	95907	1 (Splined nut	(Ecrou cannelé	
	940	86220779	67134	1 (Snap ring	(Jonc	
	950	86221116	62984	1 Ring	Rondelle de butée	
	960	86221595	54907	1 Needle bearing	Roulement à aiguilles	
	970	86221678	58488	1 Ring	Rondelle de butée	
	980	86313129	54902	1 Gear	Pignon moteur	
	990	86223021	18831	1 Needle bearing	Roulement à aiguilles	
	1000	86331113	63014	1 Housing	Boîtier avant	
K	1010	86223286	34164	2 Tight seal	Joint d'étanchéité	
	1020	86251840	19721	1 Plug	Bouchon	
K	1030	86221215	61391	1 O'ring	Joint torique	
K	1040	86267069	28014	1 O'ring	Joint torique	
K	1050	86222981	17671	1 O'ring	Joint torique	
K	1060	86222080	26951	1 O'ring	Joint torique	
	1070	86339272	66394	1 Rear lining	Chemise arrière	
K	1080	86220746	66396	2 Seal	Joint	
	1090	86223716	63015	2 Gudgeon	Goujon	
	1100	86271558	31068	2 Nut	Ecrou	
	1110	86251840	19721	1 Plug	Bouchon	
	1120	86353356	73396	1 Front lining	Chemise avant	
K	1130	86331121	63031	2 Lip seal	Joint à lèvres	
K	1140	86353083	73306	2 Lip seal	Joint à lèvres	
	1150	86352416	72930	1 Retainer	Décaleur	
	1160	86353323	73391	1 Front guide including :	Guide avant comprenant :	
	1170	86221132	63045	1 (Guiding ring	(Bague de guidage	
	1180	86235538	10395	1 (Snap ring	(Jonc	
K	1190	86235355	10268	1 O'ring	Joint torique	
K	1200	86220472	80420	1 Seal	Joint	
	1210	86220589	72937	1 Shank	Emmanchement	
	1220	95219762	17365	1 Adapter	Adapteur	



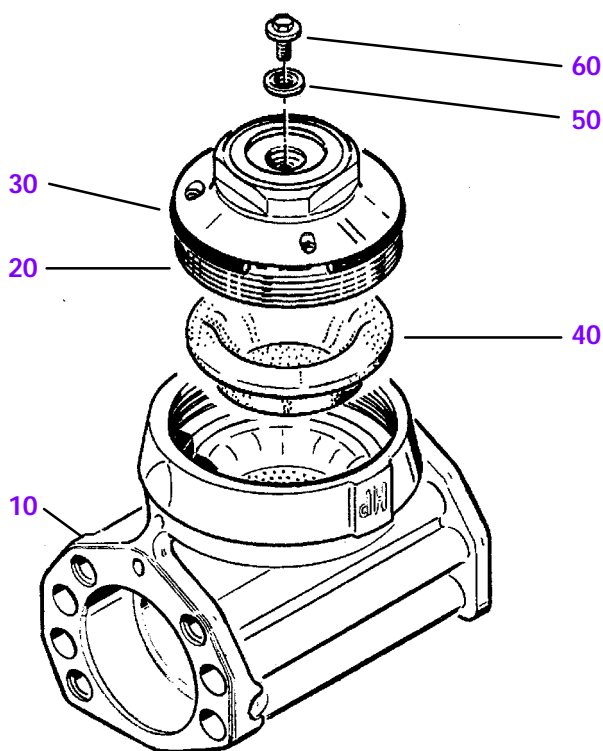
Item	CPN	Réf.	Qty	Part name	Désignation	Page
				FIXATION	PARTIE FIXATION	
1230	86220860	63787	2	Gudgeon	Goujon	
1240	86220878	63788	8	Ring	Bague	
1250	86220886	63789	4	Nut	Ecrou	
1260	86249265	18364	1	Plug	Bouchon	



Item	CPN	Ref.	Qty	Part name	Désignation	Page
	86374048	79929	1	LP accumulator including:	Accumulateur BP comprenant:	
	10 86374030	79928	1	(Accumulator body	(Corps d'accumulateur	
	20 86376191	79934	1	(Cover	(Couvercle	
S	30 86376191	80513	1	(O'ring	(Joint torique	
	40 86453719	91534	1	(Diaphragm	(Membrane	
	50 86241403	14826	1	(BS ring	(Bague BS	
	60 86265048	26428	1	(Inflating screw	(Vis de gonflage	
				Nitrogen pressure = 4 b.	Pression de gonflage = 4 b.	
S				Included in seal kit 94506 (CPN 86475936)	Compris dans pochette de rechange 94506 (CPN 86475936)	



Item	CPN	Ref.	Qty	Part name	Désignation	Page
	86385143	83042	1	HP accumulator (central) including:	Accumulateur HP (central) comprenant:	
S	10 86385135	83041	1	(Accumulator body	(Corps d'accumulateur	
	20 86374055	79934	1	(Cover	(Couvercle	
	30 86376191	80513	1	(O'ring	(Joint torique	
	40 86453719	91534	1	(Diaphragm	(Membrane	
	50 86241403	14826	1	(BS ring	(Bague BS	
	60 86265048	26428	1	(Inflating screw	(Vis de gonflage	
				Nitrogen pressure = 40 b.	Pression de gonflage = 40 b.	
S				Included in seal kit 94506 (CPN 86475936)	Compris dans pochette de rechange 94506 (CPN 86475936)	



Item	CPN	Ref.	Qty	Part name	Désignation	Page
	86385127	83040	1	HP accumulator including:	Accumulateur HP comprenant:	
	10 86385119	83039	1	(Accumulator body	(Corps d'accumulateur	
	20 86374055	79934	1	(Cover	(Couvercle	
S	30 86376191	80513	1	(O'ring	(Joint torique	
	40 86453719	91534	1	(Diaphragm	(Membrane	
	50 86241403	14826	1	(BS ring	(Bague BS	
	60 86265048	26428	1	(Inflating screw	(Vis de gonflage	
				Nitrogen pressure = 40 b.	Pression de gonflage = 40 b.	
S				Included in seal kit 94506 (CPN 86475936)	Compris dans pochette de rechange 94506 (CPN 86475936)	

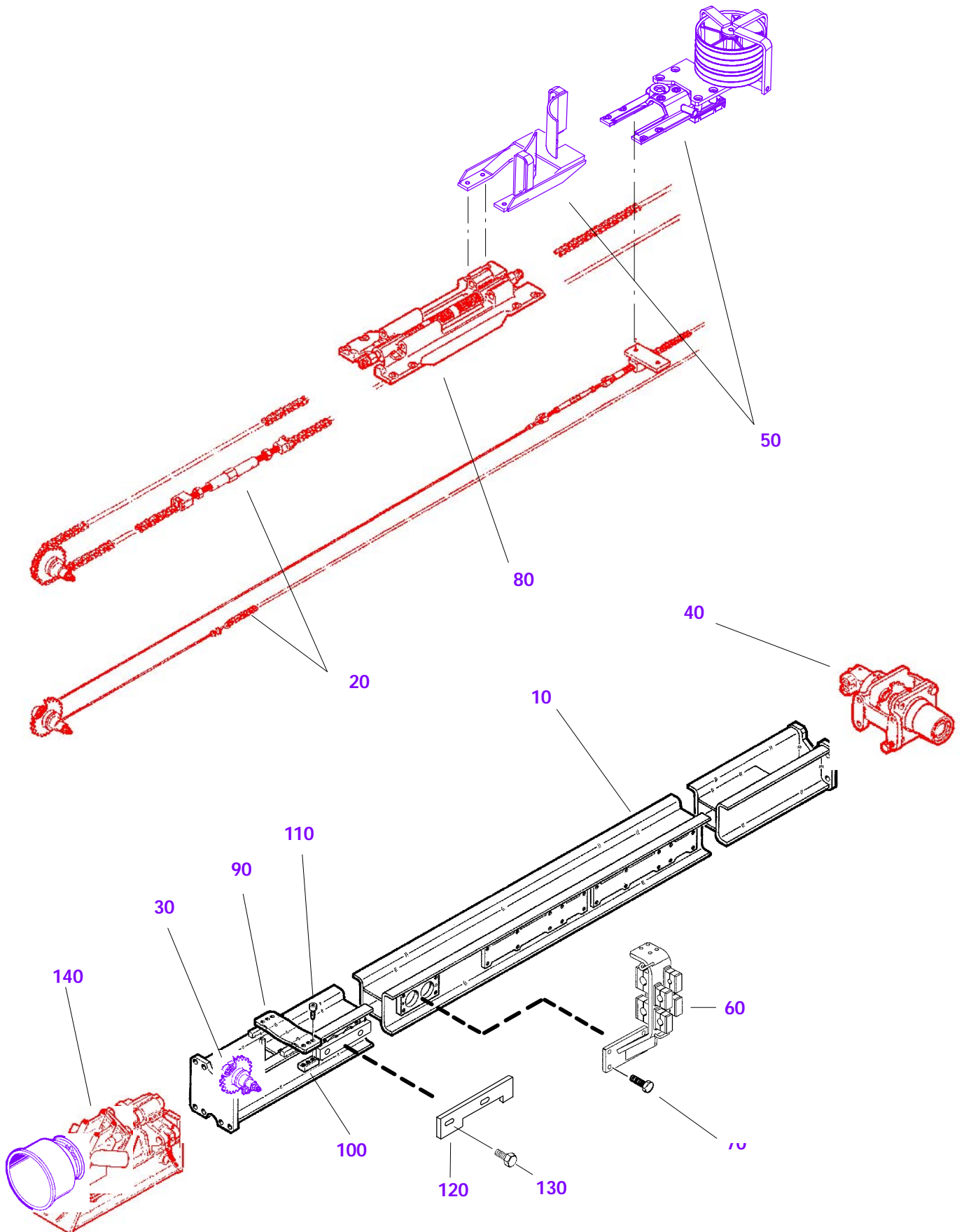
Perforateur hydraulique HC 150 IR
Hydraulic drifter HC 150 IR

: 94280-V3
: 86502663

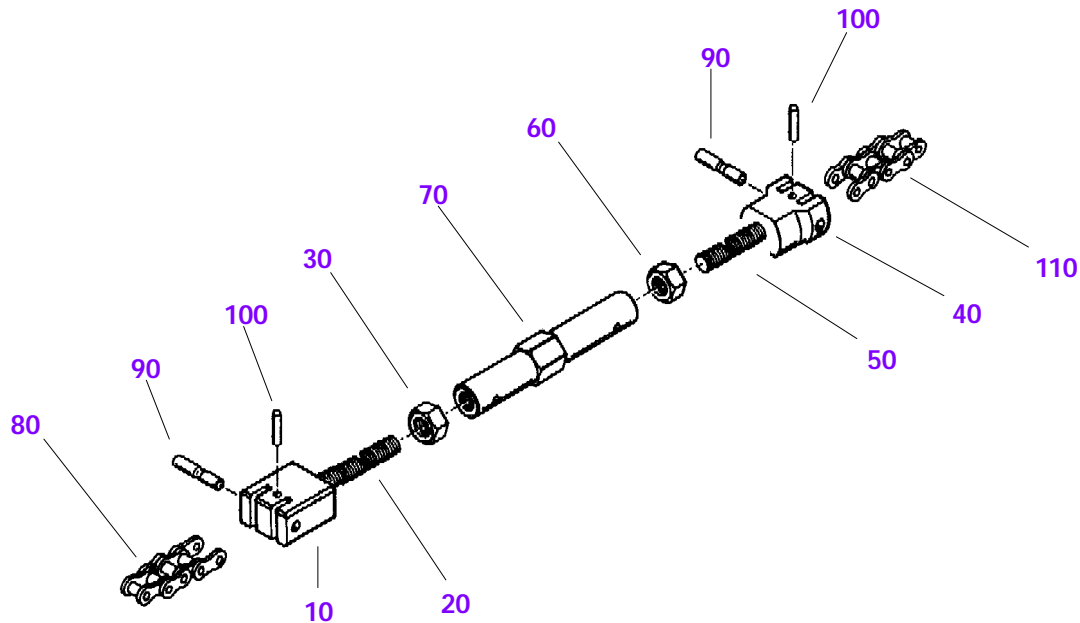
N° 11071 / 15
10 / 1998
revision 00

Item	CPN	Réf.	Qty	Part name	Désignation	Page
				FOR SPARE	POUR RECHANGE	
	86475928	94505	1	Seals package including :	Pochette de rechange comprenant :	
S	86475936	94506	1	Seal kit including : (All parts marked S	Pochette de rechange comprenant : (Toutes les pièces notées S	
K	86220621	75445	1	Seals package including : (All parts marked K	Pochette de rechange comprenant : (Toutes les pièces notées K	

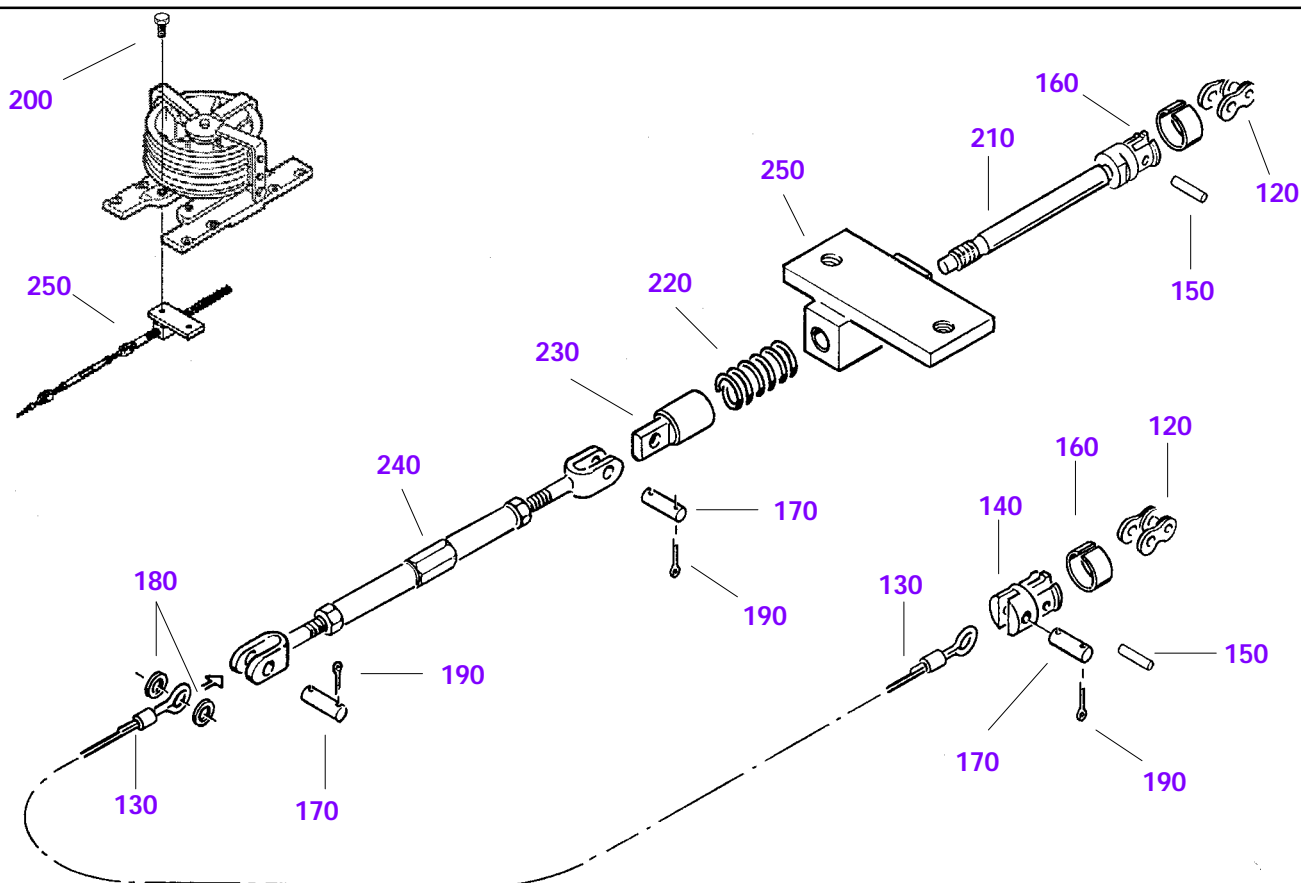
GCX 14 / 12 GUIDE
GLISSIERE GCX 14 / 12



Item	CPN	Ref.	Qty	Part name	Désignation	Page
10	86495652	95527	1	Bare box	Caisson nu	
20	86453040	80197	1	Chains & chains fastener	Chaînes et attaches	3
30	86373537	79832	1	Roller	Roue de renvoi	6
40	86414406	90574	1	Brake-Motor-Reducer	Moto-Réducteur-Frein	8
50			1	Hoses reel	Enrouleur de flexibles	10
60	86481314	94739	1	Hoses holder	Fixe flexibles	
70	86496544	92919	4	M 16, Hex. screw	Vis H M 16	
80	86369089	78659	1	Drill mounting assy	Berceau perforateur	14
90	86374758	80110	1	Front thrust	Butée avant	
100	86341500	67502	2	Flange	Bride	
110	86448313	93006	6	M 16, socket head screw	Vis CHc M 16	
120	86473980	94384	1	Plate	Plaque	
130	86451796	94247	2	M 16, Hex. screw	Vis H M 16	
140			1	Front part	Partie avant	16

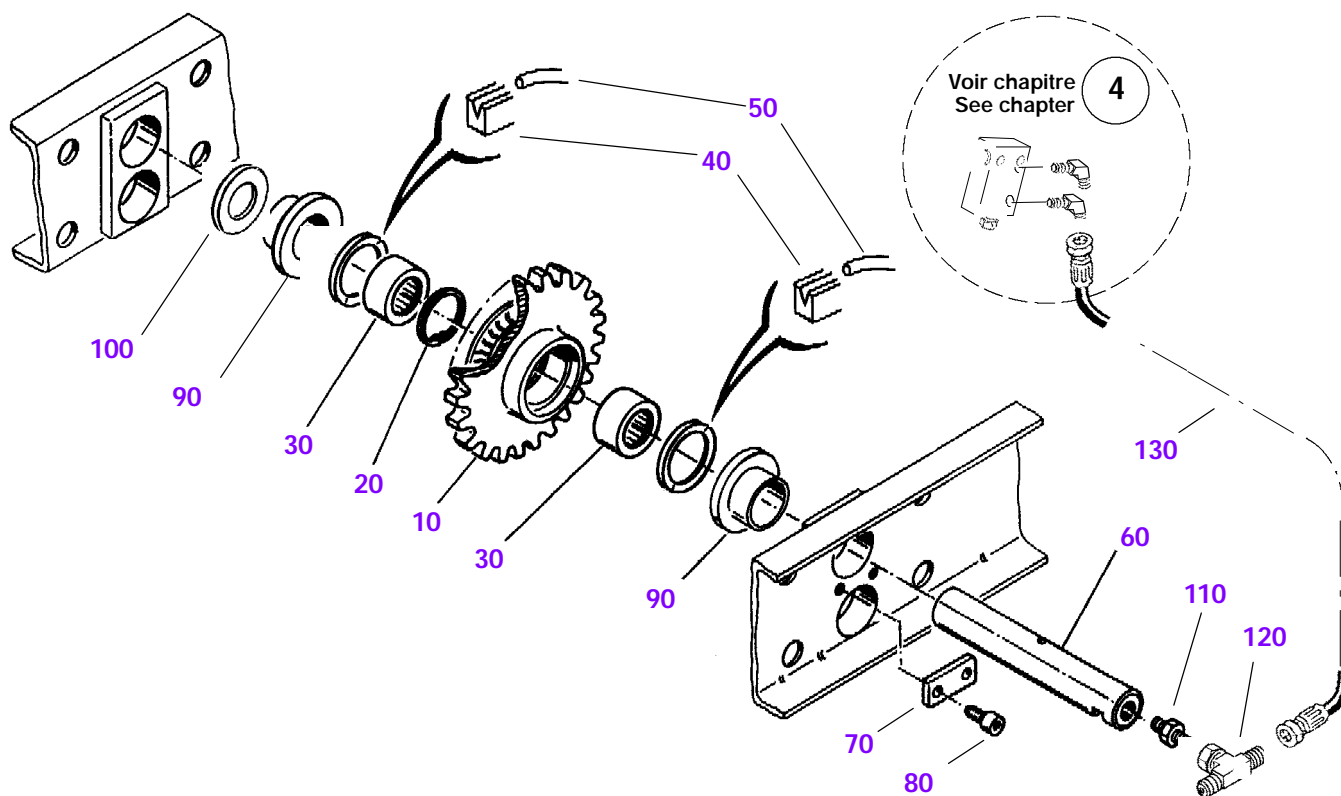


Item	CPN	Ref.	Qty	Part name	Désignation	Page
				For drifter cradle	Pour berceau perforateur	
10	86328465	62056	1	Chain fastener	Attache de chaîne (collée au loctite 601)	
20	86221330	62060	1	Gudgeon	Goujon	
30	86328549	62086	1	UNF 1", Hex. nut	Ecrou H sp UNF 1"	
40	86328473	62057	1	Chain fastener	Attache de chaîne (collée au loctite 601)	
50	86221009	62061	1	Gudgeon	Goujon	
60	86267846	21834	1	UNF 1", Hex. nut	Ecrou H UNF 1"	
70	86328499	62059	1	Ajuster	Tendeur de chaîne	
80	86373172	79751	1	Front chain 129 links	Chaîne avant 129 maillons	
90	86328481	62058	2	Chain axle	Axe de chaîne	
100	86227949	4586	2	Pin	Goupille élastique épaisse	
110	86379187	81333	1	Rear chain 169 links	Chaîne arrière 169 maillons	

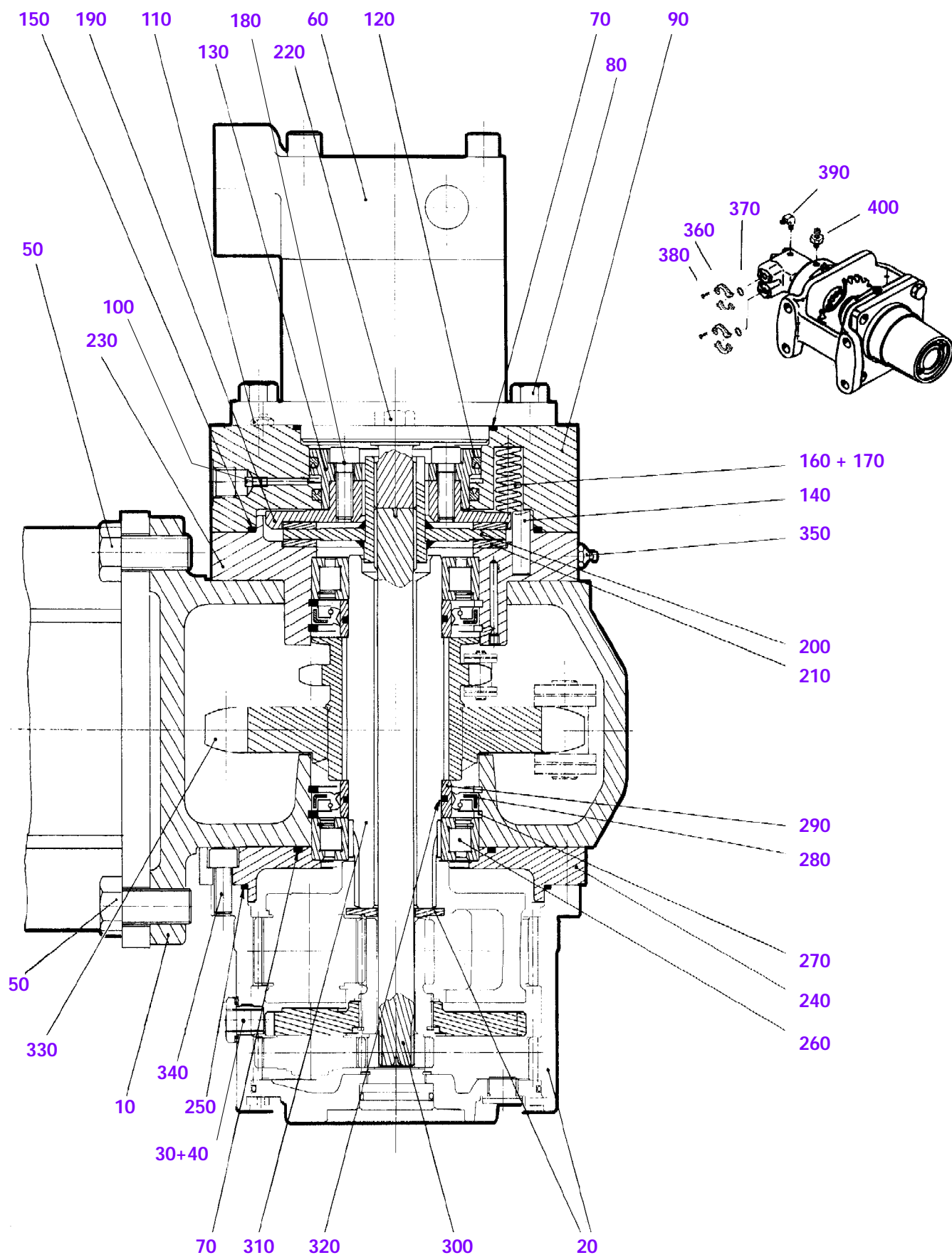


Item	CPN	Ref.	Qty	Part name	Désignation	Page
				For winder cradle	Pour berceau enrouleur	
120	86500226	91543	1	Chain 197 links	Chaîne 197 maillons	
130	86478302	91542	1	Cable Ø 6 - lg. 8 m	Câble Ø 6 - lg. 8 m	
140	86502945	91309	1	Attachment	Chape	
150	86331998	63456	2	Pin	Axe lisse	
160	86326717	61325	2	Retaining ring	Bague de retenue	
170	86223526	63454	3	Pin	Axe	
180	86233475	8565	2	Washer	Rondelle	
190	86302767	50018	6	Pin	Goupille	
200	86423225	92972	2	UNF 3/4", Hex. screw	Vis H UNF 3/4"	
210	86331964	63452	1	Attachment	Chape	
220	86261740	25035	1	Spring	Ressort	
230	86331972	63453	1	Attachment	Chape mâle	
240	86331980	63455	1	Tension piece	Ridoir à pans	
250	86374337	79997	1	Chain fastener	Attache de chaîne	

This page left blank intentionally.
Cette page est laissée blanche intentionnellement.



Item	CPN	Ref.	Qty	Part name	Désignation	Page
10	86373560	79835	1	Chain wheel	Roue à chaîne	
20	86230687	6704	1	Snap ring	Circlips intérieur	
30	86373586	79837	2	Needle bearing	Roulement a aiguilles	
40	86387693	83532	2	Seal	Joint	
50	86356995	74953	2	Ring	Anneau	
60	86373578	79836	1	Pin	Axe	
70	86241064	14564	1	Stop plate	Plaquette d'arrêt	
80	86448347	93475	2	M 8, socket head screw	Vis CHc M 8	
90	86375045	80189	2	Ring	Bague épaulée	
100	86387123	83413	2	Adjusting shim	Cale de réglage	
				Roller pressurization	Pressurisation poulie avant	
110	95219713	8152	1	Adapter	Adapteur	
120	95757118	71275	1	T piece	Té	
130	86284650	40099	1	Hose	Flexible	

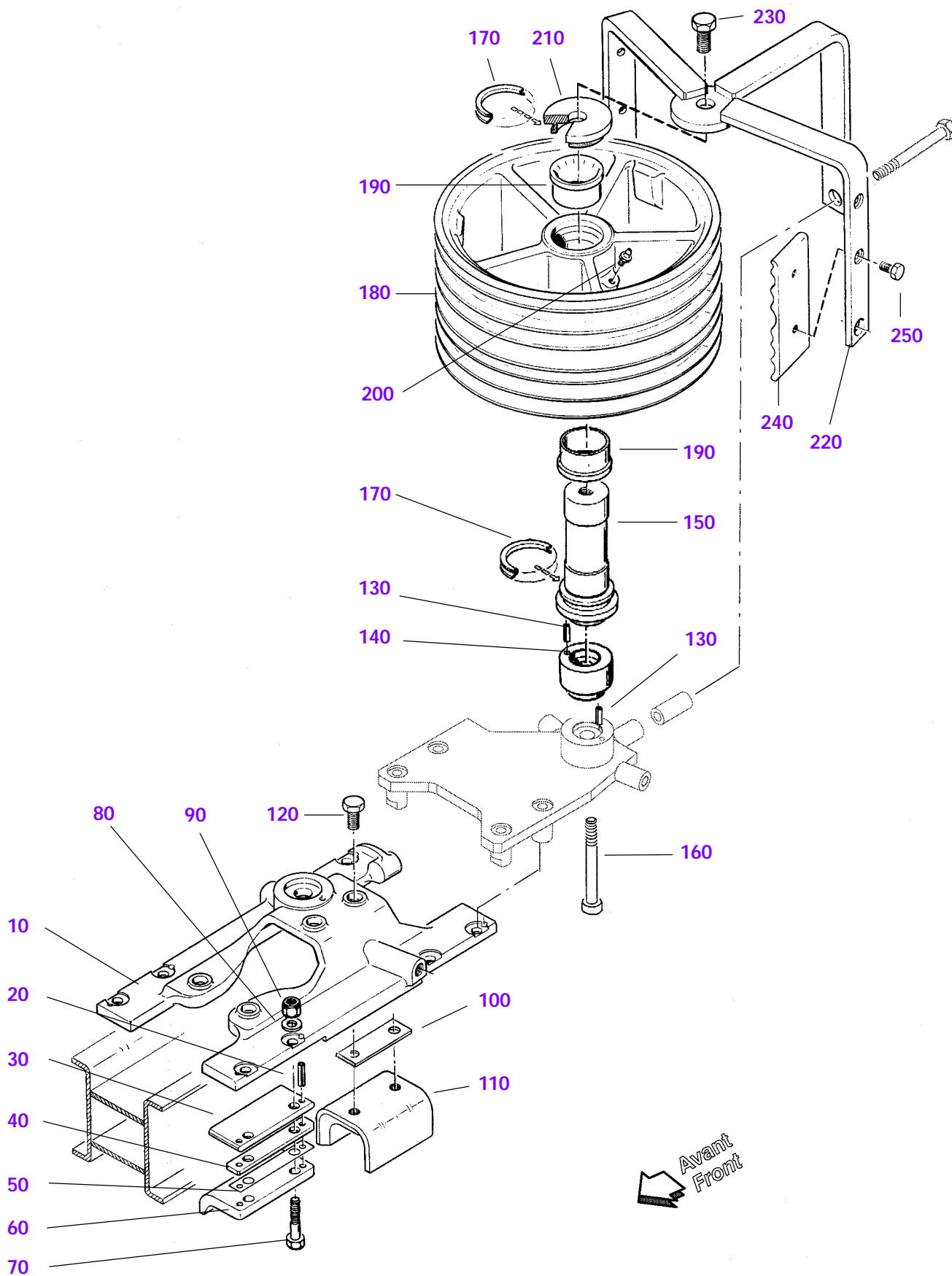


Moto-Réducteur-Frein
Brake-Motor-Reducer

: 90574
: 86414406

N° 10302
10 /1998
revision 03

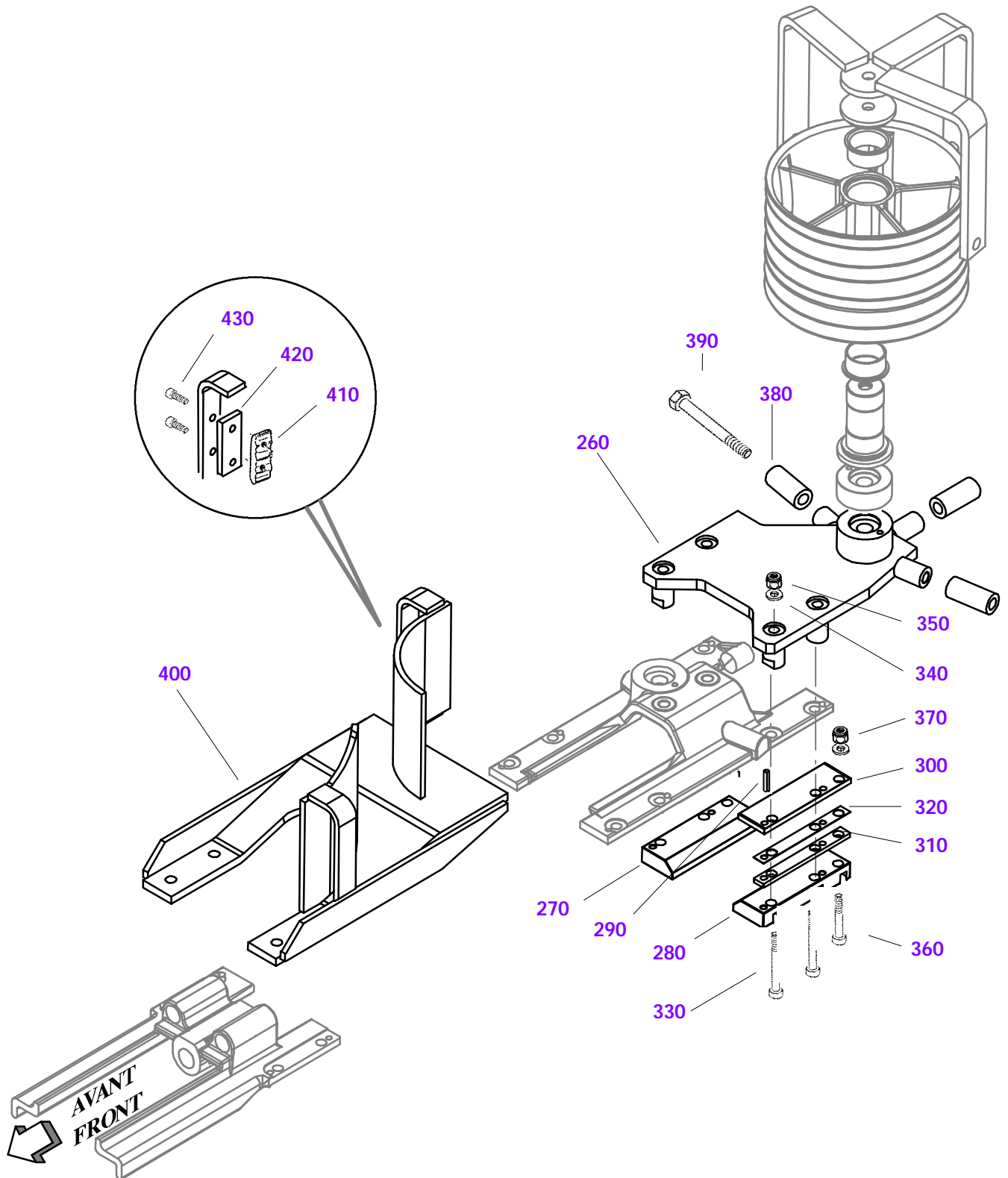
Item	CPN	Ref.	Qty	Part name	Désignation	Page
10	86372497	79618	1	B-R-M support	Support M-R-F	
20	86404852	87923	1	Reducer	Réducteur planétaire	
30	86327186	61550	2	Plug	Bouchon fileté	
40	86270238	30271	2	Tight ring	Bague d'étanchéité	
50	86448354	92971	8	UNF 3/4", Hex. screw	Vis H UNF 3/4"	
60	86323102	59611	1	Hydraulic motor including :	Moteur hydraulique comp. :	
	86348737	71238	1	(Seals kit	(Pochette joints	
70	86250081	18828	2	O'Ring	Joint torique	
80	86448362	92829	2	M 12, Hex. screw	Vis H M 12	
90	86369030	78651	1	Cylinder body including :	Corps de vérin comprenant :	
100	86361375	76559	1	(Oil restrictor	(Gicleur	
110	86299658	48153	1	Relief valve	Clapet de décharge	
120	86393535	84883	2	Lip seal	Joint à lèvres égales	
130	86351434	72511	1	Cylinder piston	Piston de vérin	
140	86312980	54870	2	Pin	Axe lisse	
150	86392297	84642	1	O'Ring	Joint torique	
160	86310497	53573	6	Spring (blue)	Ressort (bleu)	
170	86415445	90834	6	Spring (red)	Ressort (rouge)	
180	86448370	92939	6	M 10, socket head screw	Vis CHc M 10	
190	86351392	72494	1	Pressure disk	Plateau presseur	
200	86329422	62398	1	Brake disk	Disque de frein	
210	86221041	62397	2	Disk "Ferodo"	Disque "Féodo"	
220	86451820	94250	4	M 12, Hex. screw	Vis H M 12	
230	86368776	78611	1	Bearing holder	Porte roulement	
240	86372489	79616	1	Spacer	Flasque entretoise	
250	86326618	61310	1	O'Ring	Joint torique	
260	86345113	69426	2	Bearing	Roulement à rouleaux	
270	96710876	8933	4	Circlips	Circlips	
280	86372570	79633	2	Revolving joint	Joint tournant	
290	86473295	94366	2	Ring	Bague	
300	86372604	79636	1	Driving shaft	Arbre d'entrée	
310	86474624	94432	1	Shaft	Arbre de sortie	
320	86473303	94367	2	O'Ring	Joint torique	
330	86368651	78659	1	Chain wheel	Roue à chaîne	
340	96716774	7557	12	M 10, socket head screw	Vis CHc M 10	
350	86230059	6178	2	Oiler	Graisseur	
360	86263787	25866	4	Half flange	Demi-bride	
370	86220134	9129	2	O'Ring	Joint torique	
380	86448388	92778	8	UNC 3/8", Hex. screw	Vis H UNC 3/8"	
390	86312097	54321	1	Adapter	Adapteur	
400	86270592	30485	1	Adapter	Adapteur	



Enrouleur de flexibles
Hoses reel

N° 10921
 10 / 1998
 revision 02

Item	CPN	Ref.	Qty	Part name	Désignation	Page
10	86366333	78096	1	Hoses winder cradle	Berceau d'enrouleur	
20	86366374	78101	4	Elastic pin	Goupille élastique mince	
30	86364726	77589	2	Wearing plate	Plaque d'usure	
40	86366382	78102	2	Spacer	Plaque entretoise	
50	86220373	77592	4	Adjusting shim	Cale de réglage	
60	86220407	78015	2	Slipper	Patin de glissement	
70	86451762	94244	4	M 16, Hex. screw	Vis H M 16	
80	86303344	50108	4	Washer	Rondelle	
90	86226123	2845	4	Lock nut	Ecrou frein	
100	86408283	88937	1	Shim	Cale	
110	86331873	63390	1	Chain guide	Guide chaîne	
120	86424496	92839	2	M 16, Hex. screw	Vis H M 16	
130	86229051	5378	2	Elastic pin	Goupille élastique épaisse	
140	86476702	87252	1	Spacer	Entretoise	
150	86323227	59696	1	Shaft	Axe	
160	86413937	90397	1	UNF 1", socket head screw	Vis sp CHc UNF 1"	
170	86221553	54845	2	Joint	Joint V	
180	86476678	94569	1	Pulley including :	Poulie comprenant :	
190	86221546	54844	2	(Ring	(Bague à collerette	
200	86230059	6178	1	(Oiler	(Graisseur	
210	86317880	57619	1	Ring	Bague	
220	86476694	94571	1	Shield	Protecteur	
230	95842431	19701	1	UNF 3/4", Hex. screw	Vis H UNF 3/4"	
240	86476389	94546	2	Hoses guide	Guide flexible	
250	86448404	92815	4	M 8, Hex. screw	Vis H M 8	

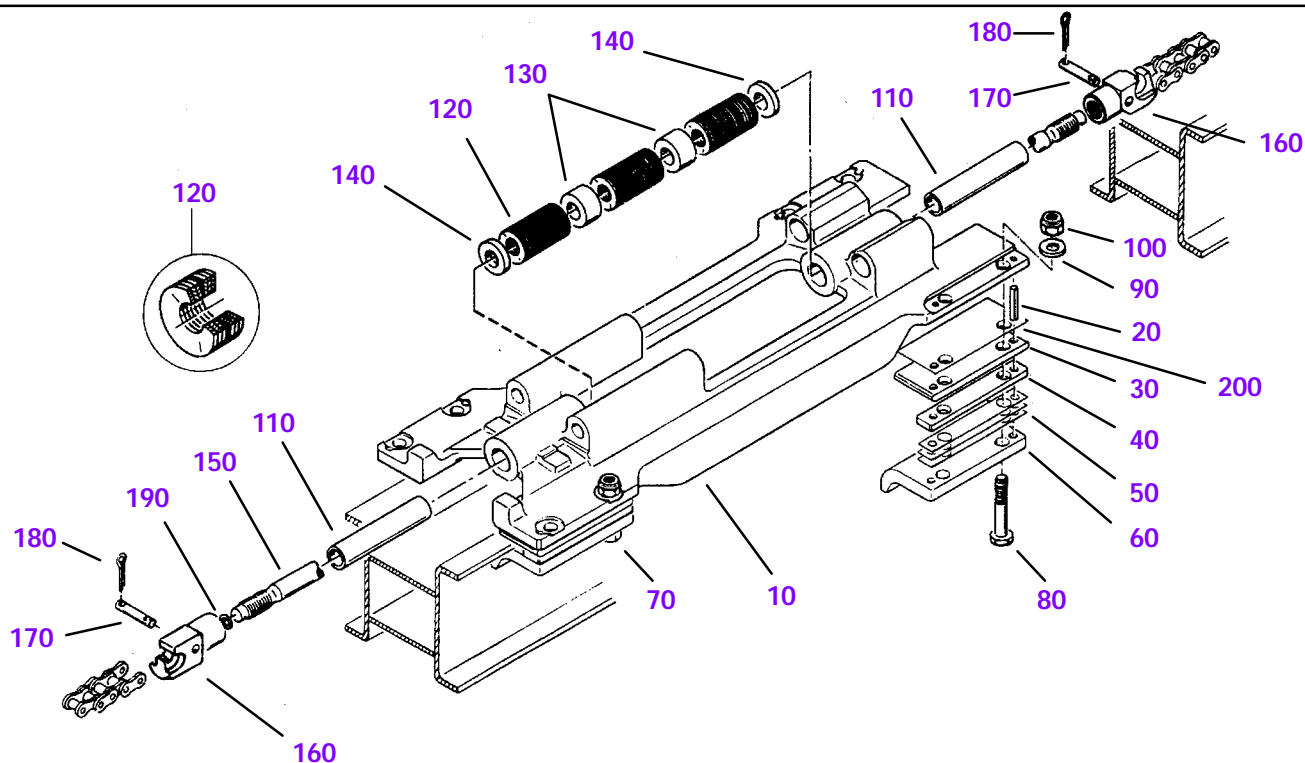


Enrouleur de flexibles
Hoses reel

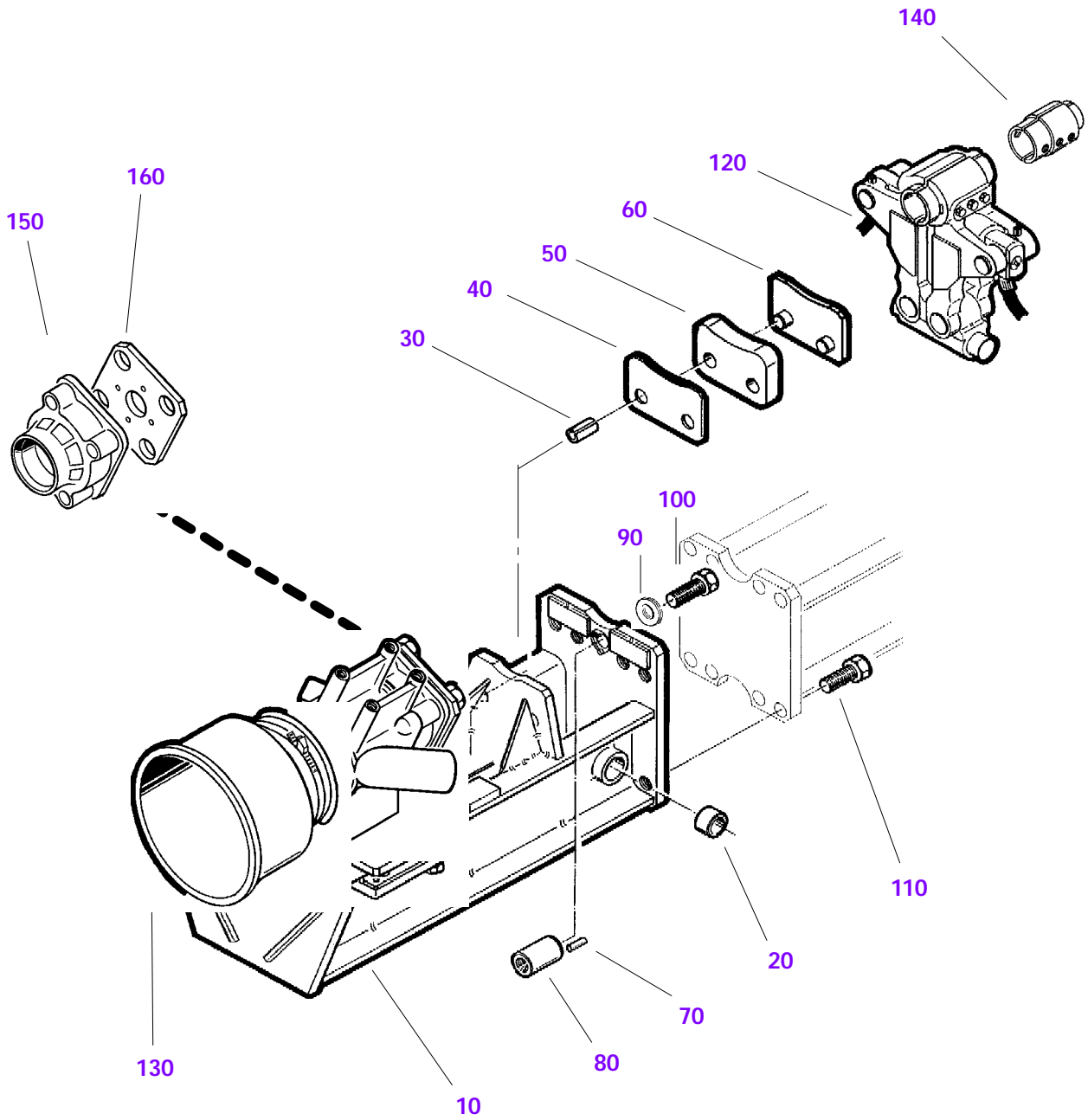
N° 10921
 10 / 1998
 revision 02

Item	CPN	Ref.	Qty	Part name	Désignation	Page
				Hoses reel part	Partie enrouleur flexibles	
260	86482973	94843	1	Cradle spacer	Entretoise berceau	
270	86482924	94838	1	Right slipper	Patin de glissement droit	
280	86482932	94839	1	Left slipper	Patin de glissement gauche	
290	86366374	78101	4	Elastic pin	Goupille élastique mince	
300	86482940	94840	2	Wearing plate	Plaque d'usure	
310	86482957	94841	2	Shim	Cale	
320	86482965	94842	4	Shim	Cale	
330	86486636	95033	4	M16, socket head screw	Vis CHc M16	
340	86303344	50108	6	Washer	Rondelle	
350	86486610	93656	4	M16, hexa. nut	Ecrou H M16	
360	86486628	95032	2	M16, socket head screw	Vis CHc M16	
370	86226123	2845	2	Lock nut	Ecrou frein	
380	86482890	94835	3	Spacer ring	Bague entretoise	
390	95842530	42289	3	UNF 3/4", hexa. head screw	Vis H 3/4" UNF	
400	86482916	94837	1	Hoses guide	Guide flexibles	
410	86476389	94546	1	Hoses guide	Guide flexibles	
420	86482908	94836	1	Shim	Cale	
430	86448503	92816	2	M8, hexa. head screw	Vis H M8	

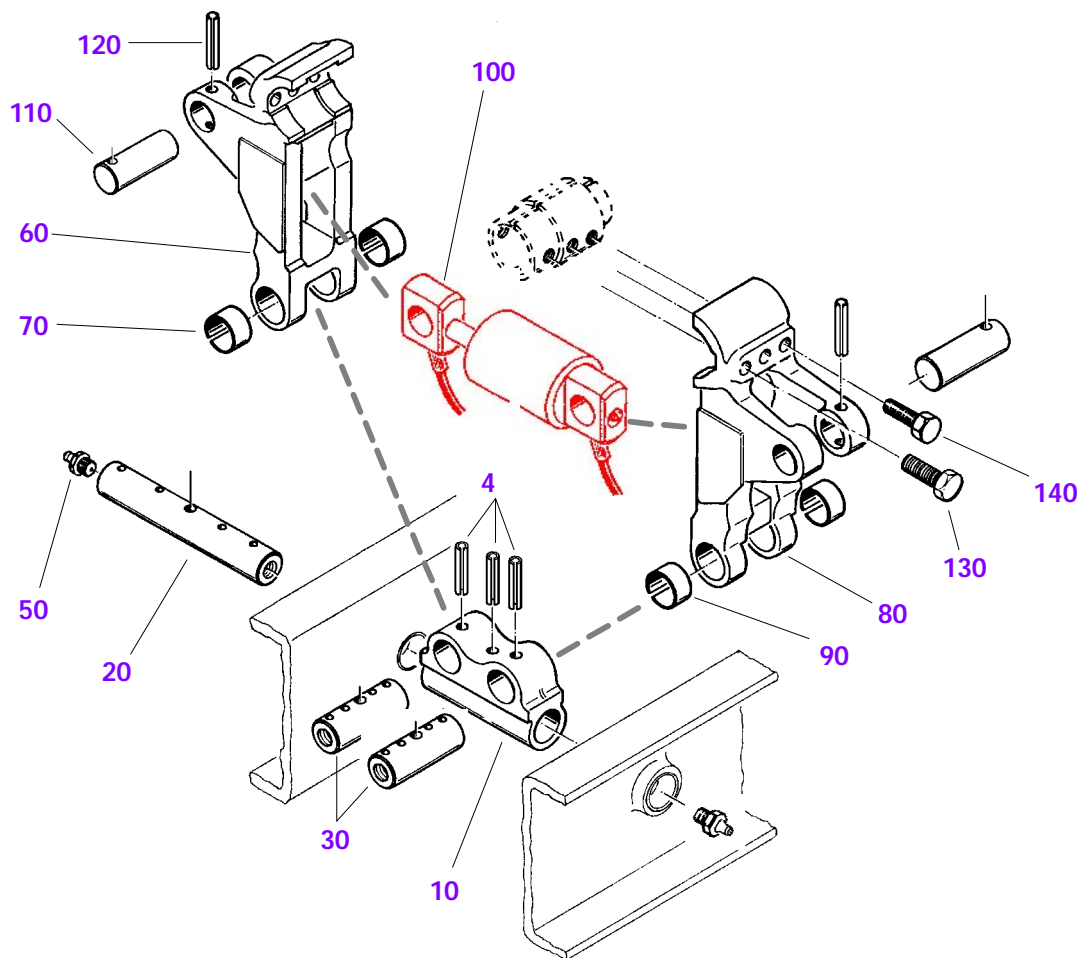
This page left blank intentionally.
Cette page est laissée blanche intentionnellement.



Item	CPN	Ref.	Qty	Part name	Désignation	Page
10	86369055	78653	1	Cradle	Berceau	
20	86366374	78101	8	Elastic pin	Goupille élastique mince	
30	86364726	77589	4	Wearing plate	Plaque d'usure	
40	86366382	78102	4	Spacer	Plaque entretoise	
50	86220373	77592	12	Adjusting shim	Cale de réglage	
60	86220407	78015	4	Slipper	Patin de glissement	
70	86451762	94244	4	M 16, Hex. screw	Vis H M 16	
80	86502861	96146	4	M 16, Hex. screw	Vis H M 16	
90	86303344	50108	8	Washer	Rondelle	
100	86226123	2845	8	Lock nut	Ecrou frein	
110	86220894	63791	2	Ring	Bague	
120	86332681	63785	18	Set of 6 spring washers	Paquet de 6 rondelles ressort	
130	86220910	63793	2	Ring	Bague	
140	86220902	63792	2	Ring	Bague	
150	86223591	63790	1	Gudgeon	Goujon	
160	86220266	70330	2	Chain fastener	Attache de chaîne	
170	86220290	70762	2	Chain axle	Axe de chaîne	
180	86302759	50017	4	Pin	Goupille cyl. fendue V	
190	86312196	54408	3	Adjusting ring	Rondelle de calage	
				Drifter height adjustment	Réglage hauteur perforateur	
200	86372661	79665	4	Adjusting shim	Cale de réglage	



Item	CPN	Ref.	Qty	Part name	Désignation	Page
10	86375086	80200	1	Support including :	Support comprenant :	
20	86369188	78696	2	(Self lubricating ring	(Bague autolubrifiante	
30	86230398	6409	2	Pin	Goupille	
40	86377462	80908	1	Shim	Cale d'épaisseur	
50	86329562	62448	1	Shock absorber	Amortisseur	
60	86371226	79258	1	Plate	Plaque d'appui	
70	86230794	6797	1	Pin	Goupille	
80	86372984	79711	1	Centering pin	Téton de centrage	
90	86307485	51742	2	Lock washer	Rondelle frein	
100	86448354	92971	1	UNF 3/4", Hex. screw	Vis H UNF 3/4"	
110	86423225	92972	8	UNF 3/4", Hex. screw	Vis H UNF 3/4"	
120	86391521	84471	1	Hydraulic centralizer	Lunette hydraulique	17
130	86391554	84474	1	Dust hood	Tête de captage	19
				Rods guide	Guidage des barres	
				Ø 51 male / male	Ø 51 mâle / mâle	
140	86223781	73037	1	Centralizer half schells	Guide-mèche	
150	86372554	79624	1	Centering part	Centreur	
160	86361839	76691	1	Diaphragm	Membrane	

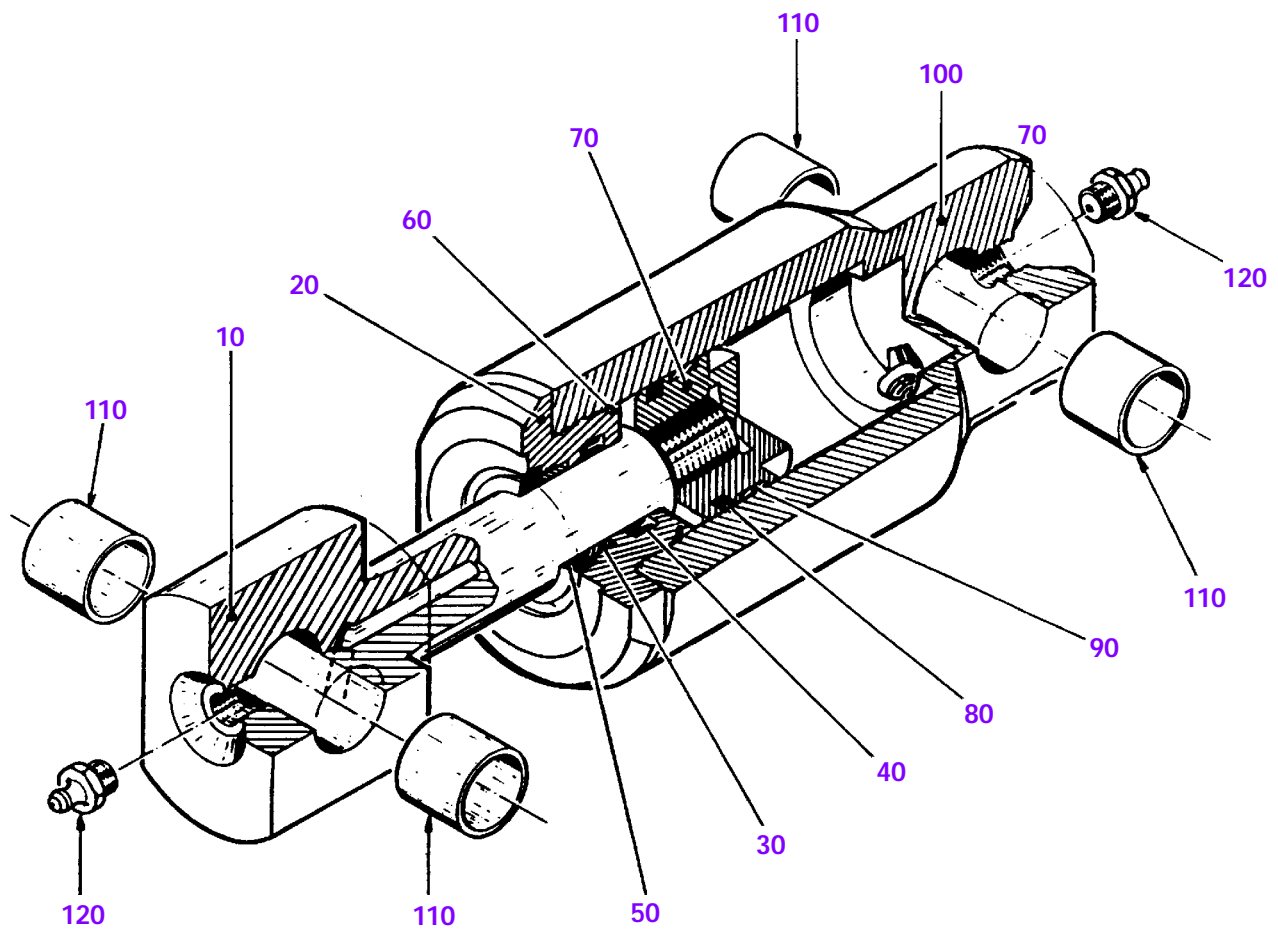


Item	CPN	Ref.	Qty	Part name	Désignation	Page
10	86372471	79614	1	Articulation block	Bloc d'articulation	
20	86369915	78896	1	Pin	Axe	
30	86369923	78897	2	Pin	Axe	
40	86369931	78898	3	Elastic pin	Goupille élastique	
50	86230059	6178	2	Oiler	Graisseur	
60	86368891	78633	1	Right centralizer includ. :	Bras de lunette droit comp. :	
70	86369188	78696	2	(Ring	(Bague	
80	86368909	78634	1	Left centralizer includ. :	Bras de lunette gauche comp	
90	86369188	78696	2	(Ring	(Bague	
100	86381175	81859	1	Cylinder	Vérin	18
110	86369949	78899	2	Pin	Axe de vérin	
120	86227931	4581	2	Elastic pin	Goupille élastique	
130	86451770	94245	2	UNF 3/4", Hex. screw	Vis H UNF 3/4"	
140	86448354	92971	4	UNF 3/4", Hex. screw	Vis H UNF 3/4"	

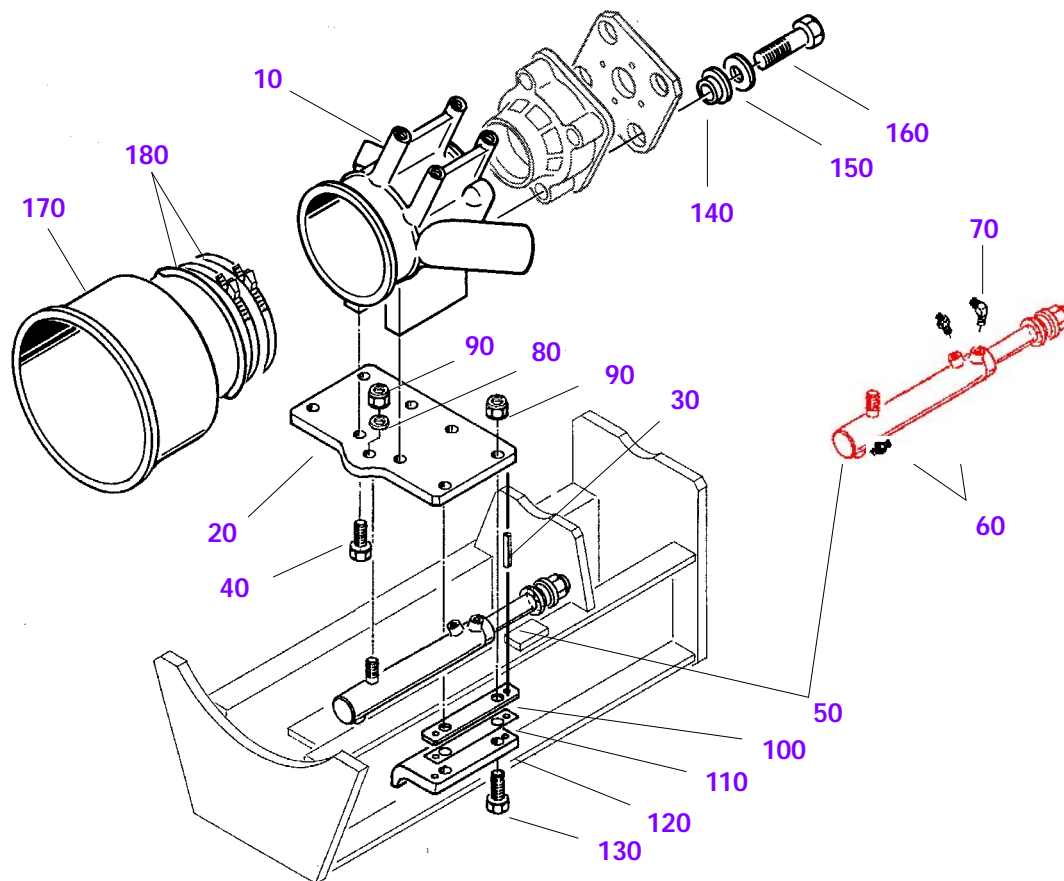
Vérin de lunette hyd.
Hyd. centralizer cylinder

: 81859
: 86381175

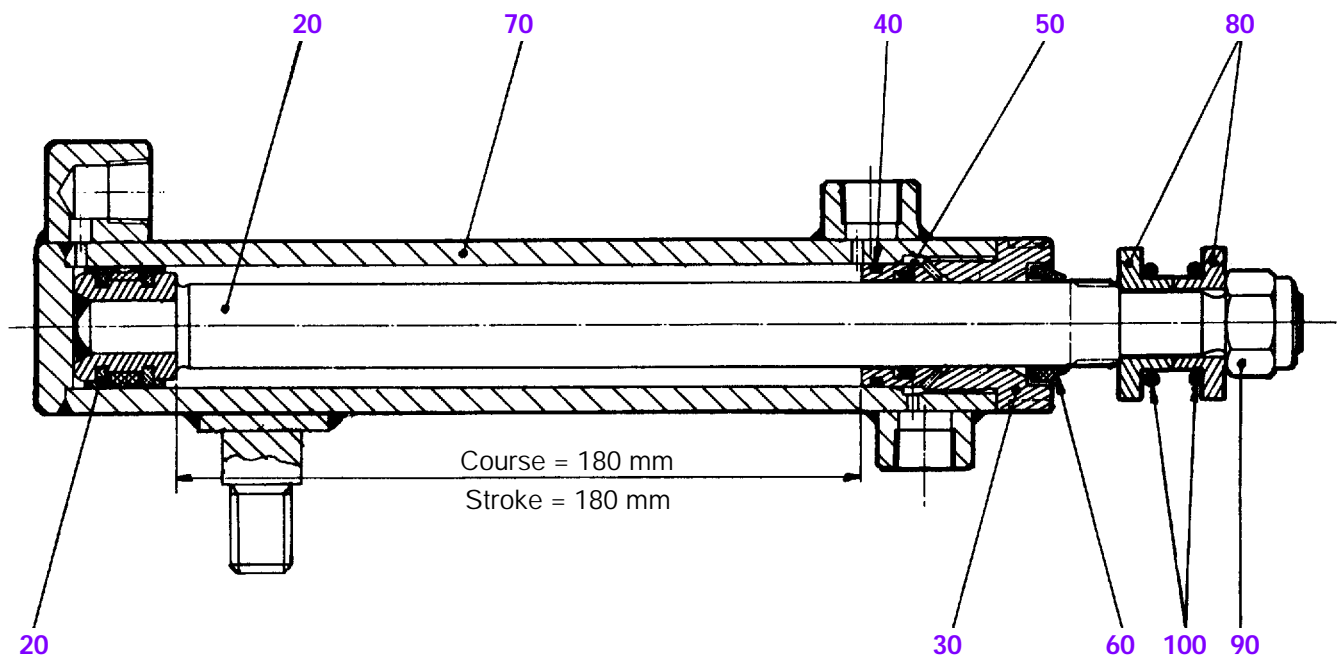
N° 8998
10 / 1998
revision 01



Item	CPN	Ref.	Qty	Part name	Désignation	Page
10	86381126	81849	1	Cylinder rod	Tige de vérin	
20	86374782	80134	1	Guide including :	Chemise guide comprenant :	
30	86371770	79416	1	(Self lubricating ring	(Bague autolubrifiante	
40	86222627	20063	1	Rod seal	Joint de tige	
50	86222916	15983	1	Scraper seal	Joint racleur	
60	86325982	61037	1	O'ring	Joint torique	
70	86415759	90899	1	Piston	Piston	
80	86374790	80136	1	Piston seal	Joint de piston	
90	86288552	42247	1	Guide ring	Bague de guidage	
100	86381118	81848	1	Cylinder body	Corps de vérin	
110	86245925	16652	4	Self lubricating ring	Bague autolubrifiante	
120	86230059	6178	2	Oiler	Graisseur	



Item	CPN	Ref.	Qty	Part name	Désignation	Page
10	86450574	94235	1	Dust hood	Tête de captage	
20	86400447	86607	1	Support	Plaque support	
30	86225166	1811	4	Pin	Goupille élastique épaisse	
40	86451796	94247	4	M 16, Hex. screw	Vis H M 16	
50	86400421	86604	1	Hydraulic cylinder	Vérin hydraulique	20
60	95219713	8152	2	Adapter	Adapteur	
70	95279485	8860	1	Adapter	Adapteur	
80	86399672	86385	1	Ring	Bague	
90	86226123	2845	5	M 16, lock nut	Ecrou frein H M 16	
100	86366382	78102	2	Spacer	Plaque entretoise	
110	86220373	77592	6	Adjusting shim	Cale de réglage	
120	86220407	78015	2	Slipper	Patin de glissement	
130	86451804	94248	4	M 16, Hex. screw	Vis H M 16	
140	86372406	79580	4	Ring	Bague épaulée	
150	86303369	50110	4	Washer	Rondelle	
160	86451812	94249	4	UNF 3/4\", Hex. screw	Vis H UNF 3/4\"	
170	86223336	63283	1	Skirt	Jupe de captage	
180	86331675	63298	1	Band	Collier de serrage	

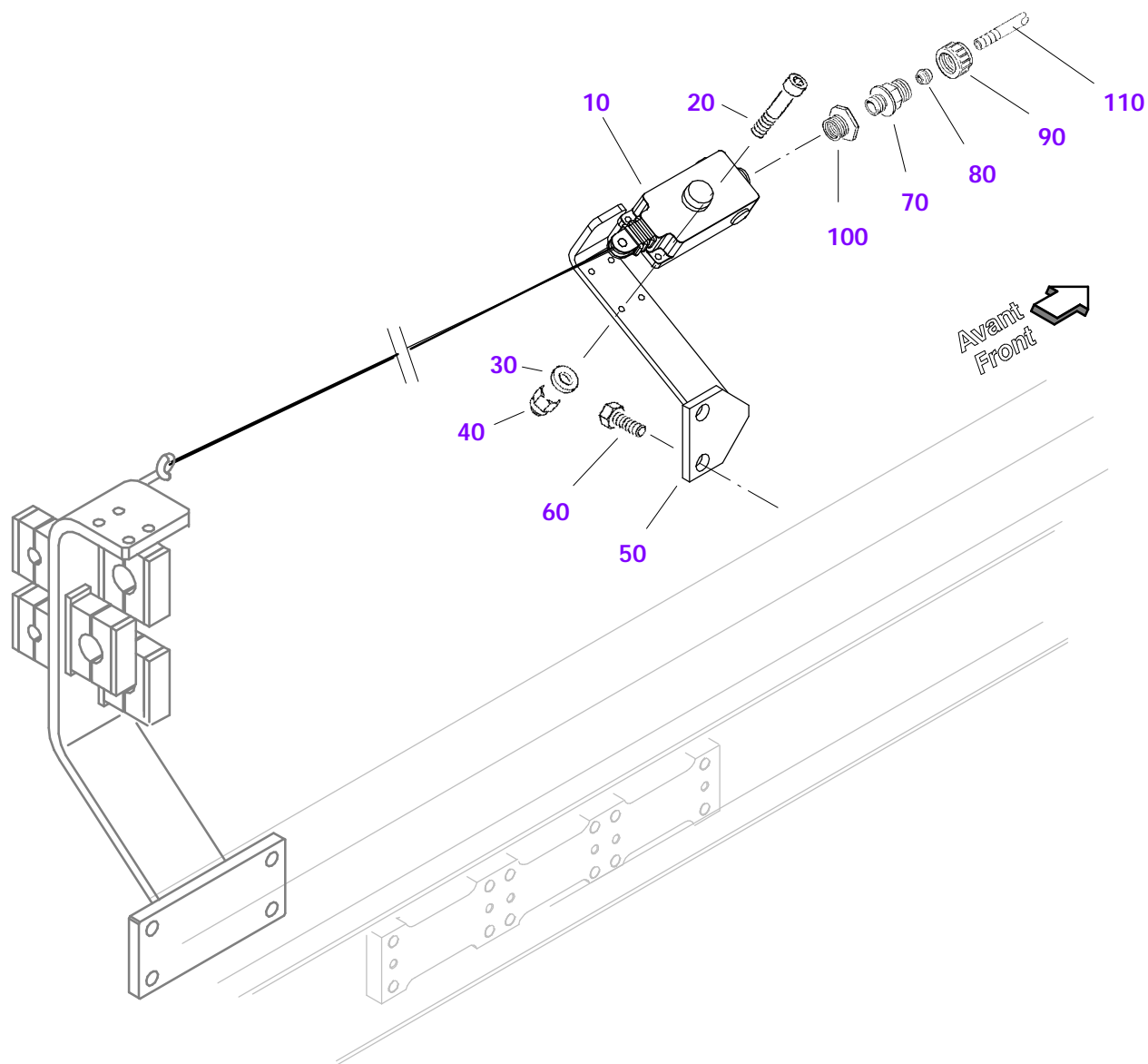


Item	CPN	Ref.	Qty	Part name	Désignation	Page
10	86373602	79839	1	Cylinder rod	Tige de vérin	
20	86369394	78759	1	Piston seal	Joint de piston	
30	86377488	80910	1	Guide	Chemise guide	
40	86281938	38009	1	O'ring	Joint torique	
50	86369402	78760	1	Rod seal	Joint de tige	
60	86232816	8099	1	Scraper seal	Joint racleur	
70	86400439	86605	1	Cylinder body	Corps de vérin	
80	86369386	78758	2	Ring	Bague épaulée	
90	86226123	2845	1	M 16, Hex. lock nut	Ecrou frein H M 16	
100	86226362	3158	2	O'ring	Joint torique	

3

GCX FEED EMERGENCY STOP
ARRET D'URGENCE SUR GCX

This page left blank intentionally.
Cette page est laissée blanche intentionnellement.



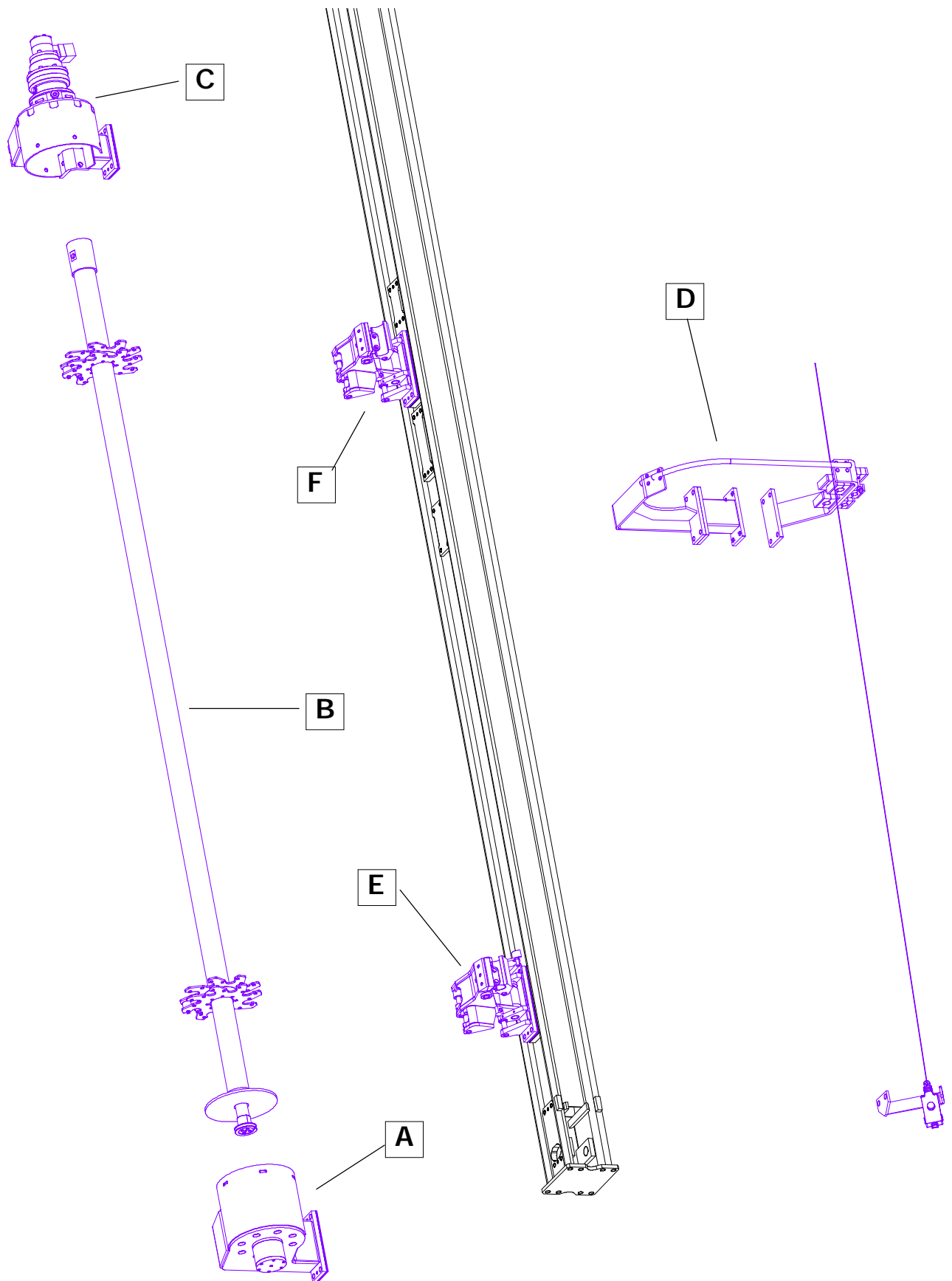
Item	CPN	Ref.	Qty	Part name	Désignation	Page
10	86415650	90880	1	Emergency stop	Arrêt d'urgence	
20	86452109	94269	2	M6, socket head screw	Vis CHc M6	
30	86226578	3430	2	Washer	Rondelle	
40	86222486	23727	2	M6, lock nut	Ecrou HFR M6	
50	86416385	91085	1	Detector support	Support de détecteur	
60	86423217	92970	2	UNF3/4", hexa. screw	Vis H UNF 3/4"	
70	86362571	76923	1	End piece / electric cover	Embout / gaine électrique	
80	86362589	76924	1	End piece / electric cover	Embout / gaine électrique	
90	86362597	76925	1	End piece / electric cover	Embout / gaine électrique	
100	86237344	11946	1	Gland plug reducer	Réducteur presse étoupe	
110	86360815	76353	1	Cover / electric cable	Gaine / câble électrique	

ROD CHANGER
CHANGEUR DE BARRE

Changeur de barre
Rod changer

: 94500-V2
: 86497468

N° 11074
10 / 1998
revision 00



Changeur de barre
Rod changer

: 94500-V2
: 86497468

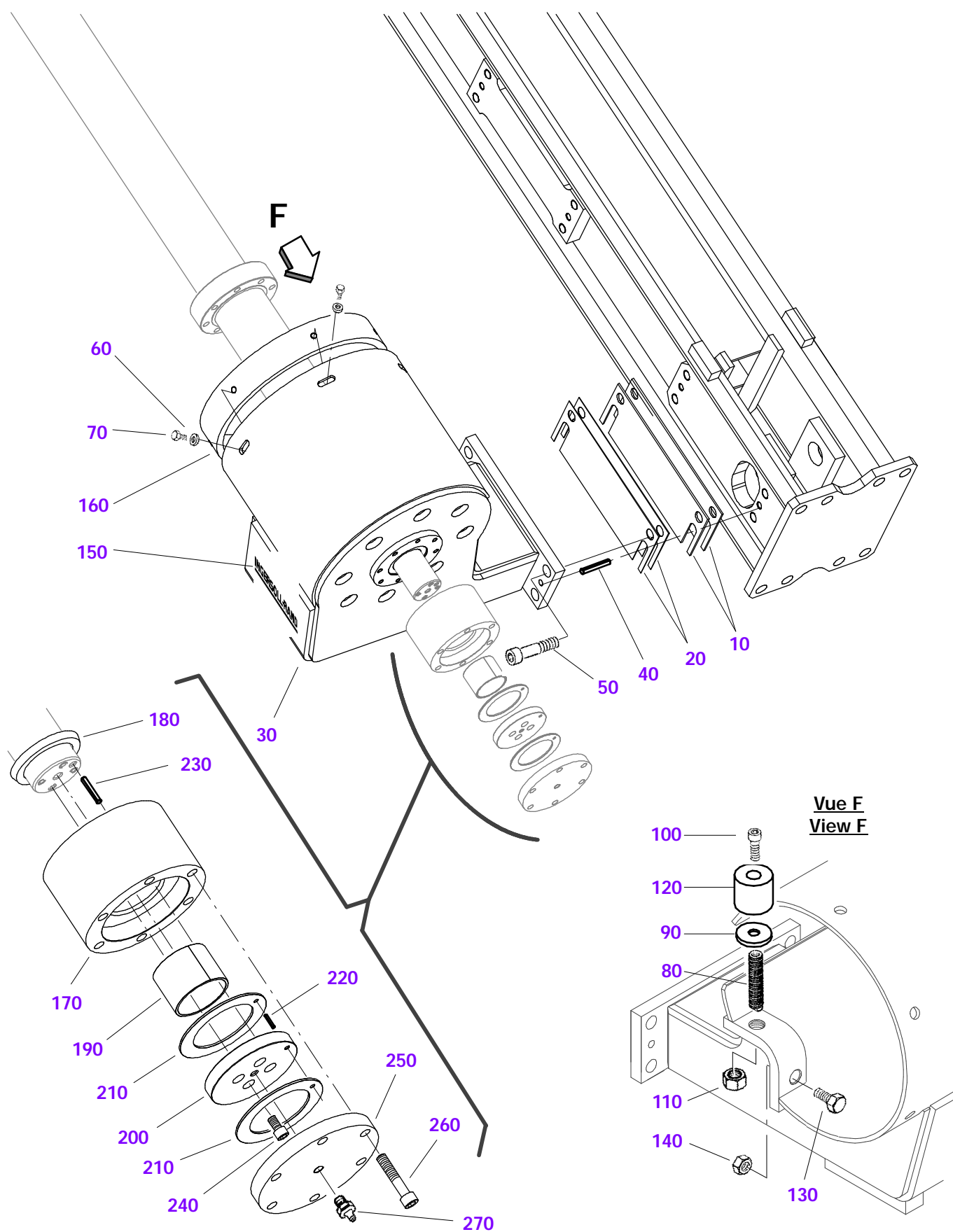
N° 11074
10 / 1998
revision 00

Item	CPN	Ref.	Qty	Part name	Désignation	Page
A				Lower part	Partie basse	4
B				Carousel	Partie magasin	6
C				Upper part	Partie haute	8
D				Intermediate part	Partie intermédiaire	10
E				Lower clamp	Pince basse	12
F				Upper clamp	Pince haute	14
				Lubricating system	Système de graissage	16
				Hydraulic part	Partie hydraulique	18
				CPA equipment	Equipement CPA	19
				Diagrams	Schémas	
	86482825	94830	1	Hydraulic	Hydraulique	
	86482817	94831	1	Electric	Electrique	
				Remote control	Télécommande	
				(See leaflet : 10918)	(Voir notice : 10918)	

Changeur de barre
Rod changer

: 94500-V2
: 86497468

N° 11074
10 / 1998
revision 00



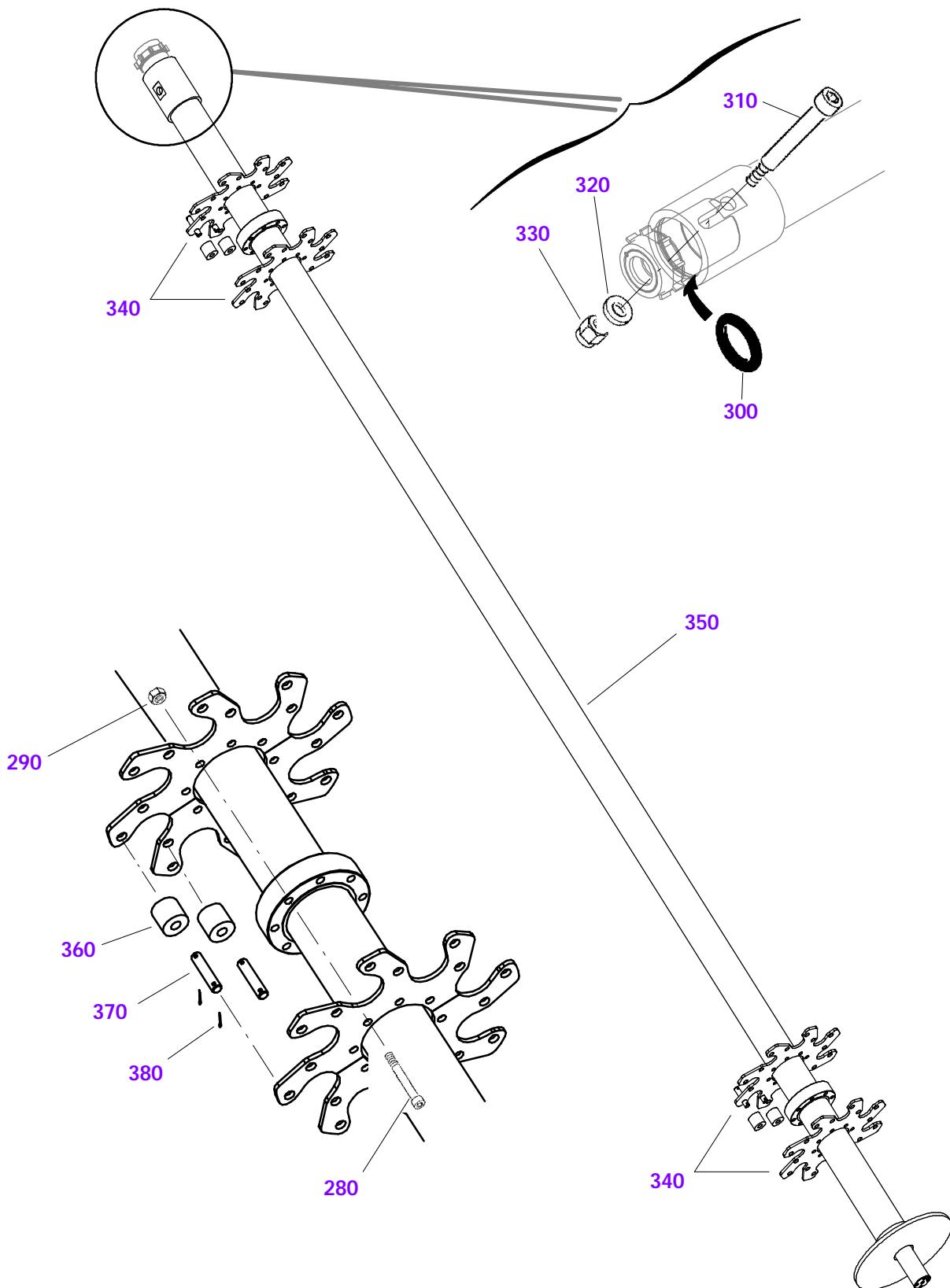
Changeur de barre
Rod changer: 94500-V2
: 86497468N° 11074
10 / 1998
revision 00

Item	CPN	Ref.	Qty	Part name	Désignation	Page
				Lower part	Partie basse	
10	86477494	94646	4	Shim	Cale	
20	86420734	93904	4	Shim	Cale	
30	86419744	93696	1	Lower support	Support bas	
40	86281961	38017	2	Elastic pin	Goupille élastique	
50	86482080	92992	4	M16, socket head screw	Vis CHc M16	
60	86235678	10510	5	Washer	Rondelle	
70	86424470	92821	5	M10, hexa. head screw	Vis H M10	
80	86481553	94767	1	Threaded rod	Tige filetée	
90	86263951	25948	1	Washer	Rondelle	
100	86502879	96147	1	M10, socket head screw	Vis CHc M10	
110	86487287	95100	1	M20, special nut	Ecrou spécial M20	
120	86477767	94672	1	Shock absorber	Amortisseur	
130	86481348	94742	1	M16, screw	Vis M16	
140	86481355	94743	1	M16, special nut	Ecrou spécial M16	
150	86422201	93755	1	Indicating plate	Plaque indicatrice	
				For rods Ø 51	Pour barres Ø 51	
160	86420767	93906	1	Spacer	Entretoise	
				Carousel	Partie magasin	
170	86419769	93699	1	Bearing	Palier	
180	86257250	22464	1	Scraper joint	Joint râcleur	
190	86237260	11919	1	Self lubricating ring	Bague autolubrifiante	
200	86420056	93792	1	Stop washer	Rondelle d'arrêt	
210	86421781	93998	2	Self lubricating ring	Bague autolubrifiante	
220	86227493	4223	1	Elastic pin	Goupille élastique	
230	86233814	8930	1	Pin	Axe lisse	
240	86482098	93112	4	M6, socket head screw	Vis CHc M6	
250	86420064	93793	1	Stop washer	Rondelle d'arrêt	
260	86478781	94690	6	M8, socket head screw	Vis CHc M8	
270	86230059	6178	1	Oiler	Graisseur	

Changeur de barre
Rod changer

: 94500-V2
: 86497468

N° 11074
10 / 1998
revision 00



Changeur de barre
Rod changer

: 94500-V2
: 86497468

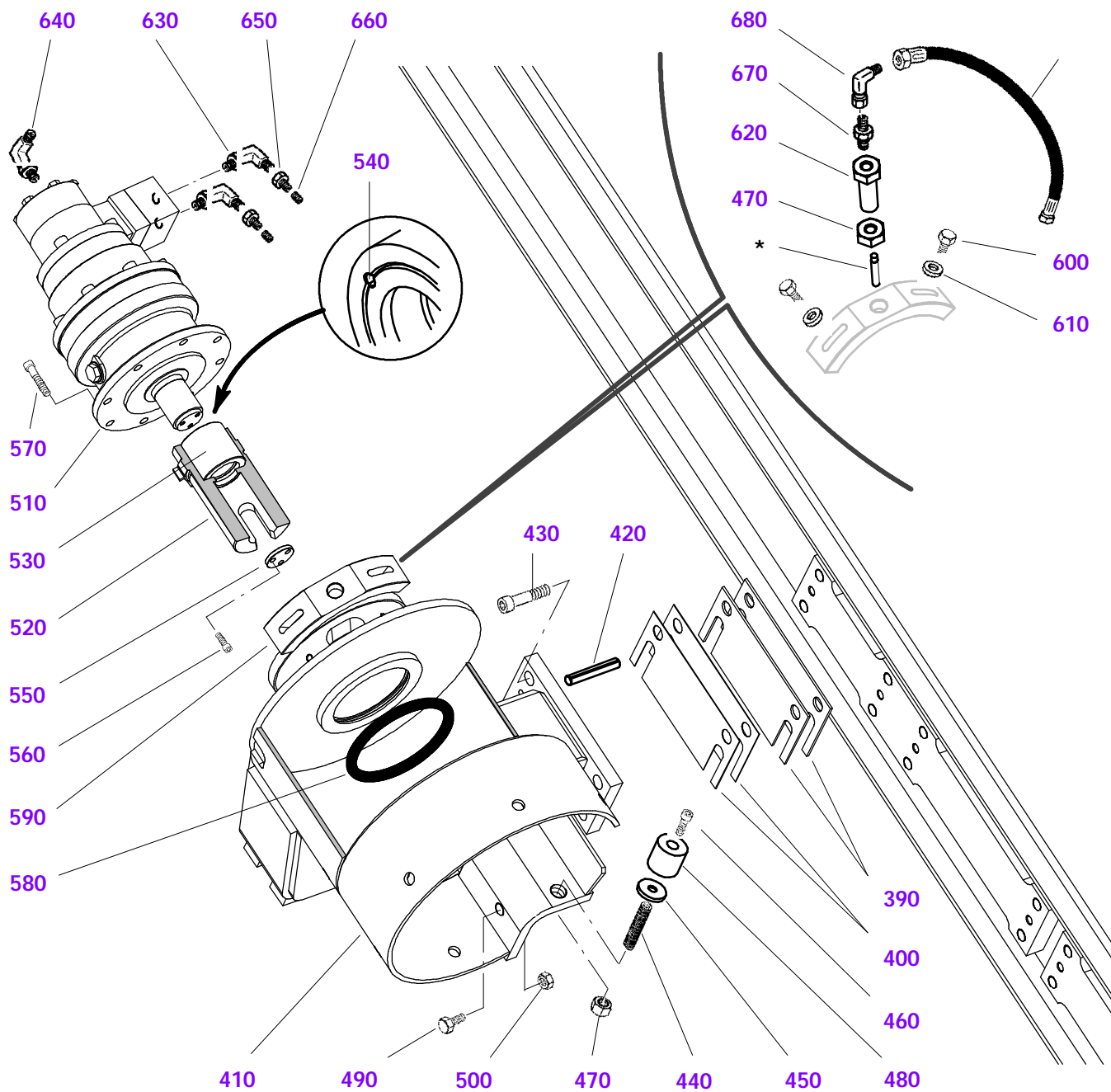
N° 11074
10 / 1998
revision 00

Item	CPN	Ref.	Qty	Part name	Désignation	Page
				Carousel	Partie magasin	
280	86478799	94691	16	M10, socket head screw	Vis CHc M10	
290	86248531	17792	16	M10, lock nut	Ecrou HFR M10	
300	86223179	9775	1	O'ring	Joint torique	
310	86486669	95035	1	Threaded pin	Axe fileté	
320	86303344	50108	1	Washer	Rondelle	
330	86226123	2845	1	M16, lock nut	Ecrou HFR M16	
				For rods Ø 51	Pour barres Ø 51	
340	86477759	94671	4	Separating	Séparateur	
				For rods Lg. 12'	Pour barres Lg. 12'	
350	86490885	95261	1	Central tube	Tube central	
360	86477767	94672	16	Shock absorber	Amortisseur	
370	86477809	94677	16	Pin	Axe	
380	86486719	95038	32	Pin	Goupille	

Changeur de barre
Rod changer

: 94500-V2
: 86497468

N° 11074
10 / 1998
revision 00



Changeur de barre
Rod changer

: 94500-V2
: 86497468

N° 11074
10 / 1998
revision 00

Item	CPN	Ref.	Qty	Part name	Désignation	Page
				Upper part	Partie haute	
390	86477486	94645	4	Shim	Cale	
400	86420726	93903	4	Shim	Cale	
410	86477593	94657	1	Upper support	Support haut	
420	86281961	38017	2	Elastic pin	Goupille élastique	
430	86482080	92992	4	M16, socket head screw	Vis CHc M16	
440	86481553	94767	1	Threaded rod	Tige filetée	
450	86263951	25948	1	Washer	Rondelle	
460	86502879	96147	1	M10, socket head screw	Vis CHc M10	
470	86487287	95100	2	M20, special nut	Ecrou spécial M20	
480	86477767	94672	1	Shock absorber	Amortisseur	
490	86481348	94742	1	M16, screw	Vis M16	
500	86481355	94743	1	M16, special nut	Ecrou spécial M16	
510	86477643	94662	1	Brake reducer motor	Moto réducteur frein	
520	86477601	94658	1	Sleeve including :	Manchon comprenant :	
530	86477650	94663	1	(Grooved sleeve	(Manchon cannelé	
540	96717897	51166	1	(M6, screw	(Vis AHC-TR M6	
550	86477619	94659	1	Washer	Rondelle	
560	86482106	93108	3	M6, socket head screw	Vis CHc M6	
570	86482114	93012	8	M10, socket head screw	Vis CHc M10	
580	86238144	12646	1	O'ring	Joint torique	
590	86477627	94660	1	Detector support	Support détecteur	
600	86487592	92969	2	M8, hexa. screw	Vis H M8	
610	86303377	50111	2	Washer	Rondelle	
620	86477635	94661	1	Detector support screw	Vis support détecteur	
630	86329729	62523	2	Adapter	Adapteur	
640	86332269	63547	1	Adapter	Adapteur	
650	86361425	76566	2	Adapter	Adapteur	
660	86361375	76559	2	Oil restrictor (Ø 0,8mm)	Gicleur (Ø 0,8mm)	
670	86331907	63415	1	Adapter	Adapteur	
680	95326930	76747	1	Adapter	Adapteur	
690	86505724	96054	1	protecting hose	Flexible de protection	

For reminder

(See chapter : 8)

Inductive switch

Pour mémoire

(Voir chapitre : 8)

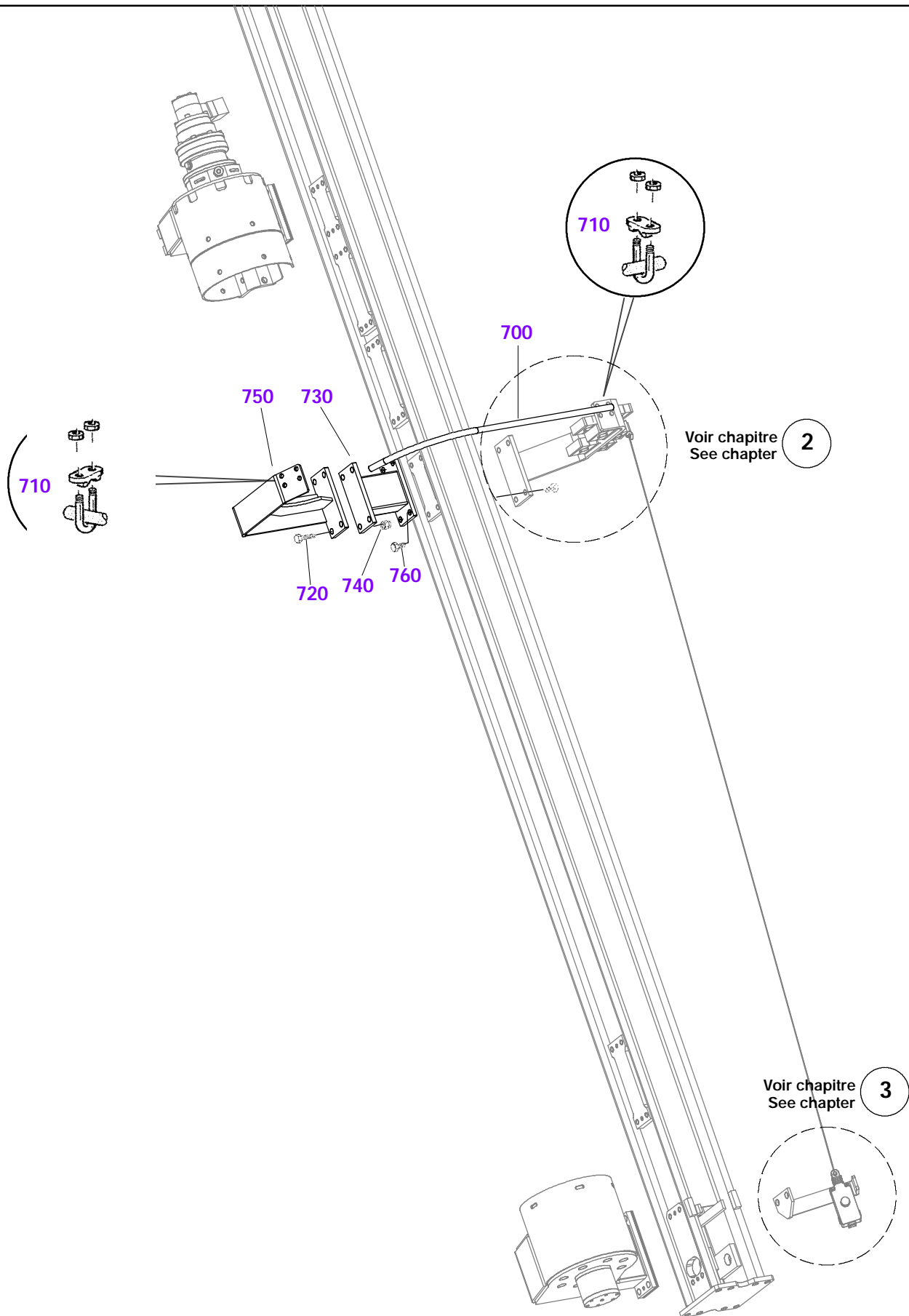
Détecteur de proximité

*

Changeur de barre
Rod changer

: 94500-V2
: 86497468

N° 11074
10 / 1998
revision 00



Changeur de barre
Rod changer

: 94500-V2
: 86497468

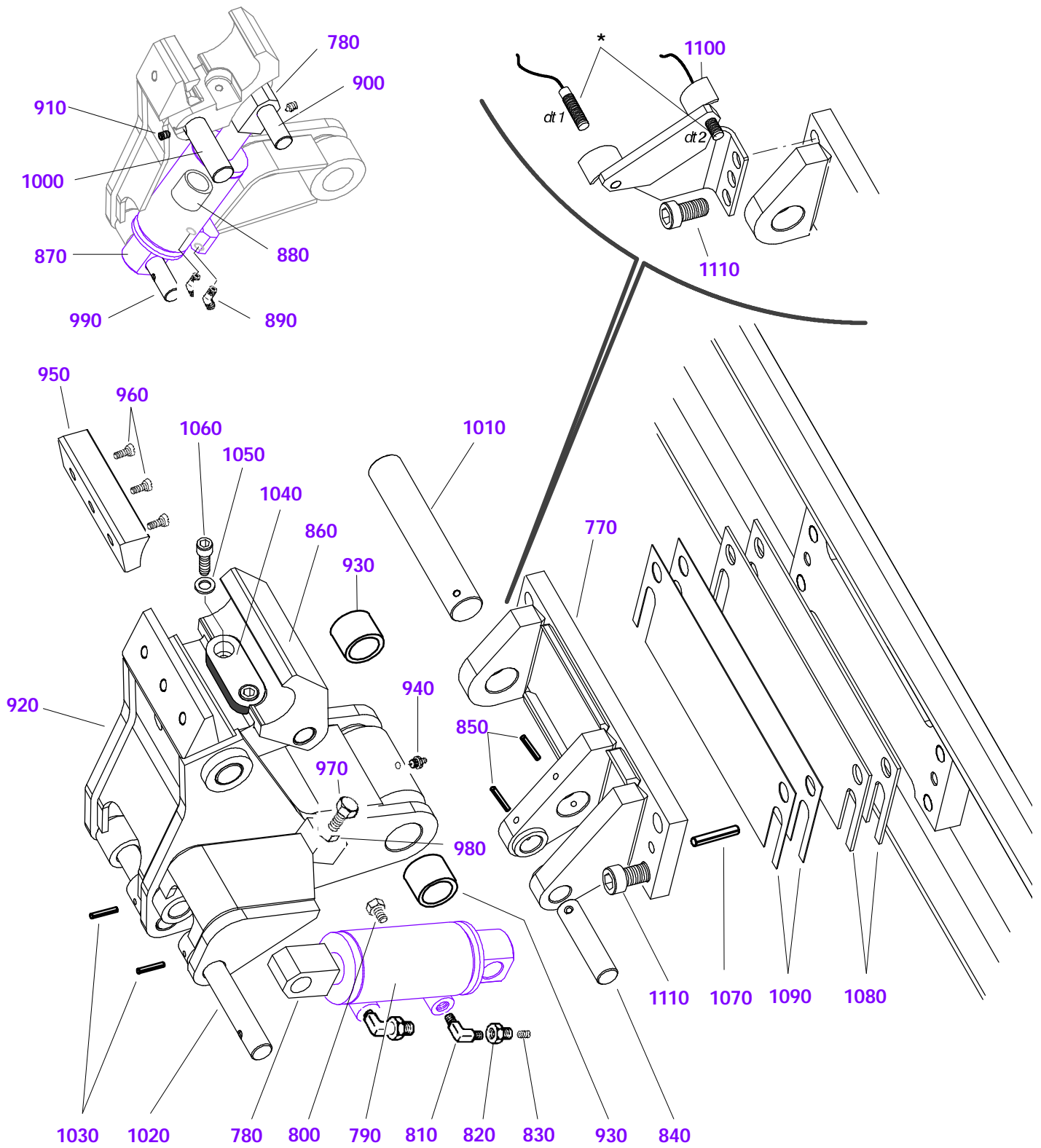
N° 11074
10 / 1998
revision 00

Item	CPN	Ref.	Qty	Part name	Désignation	Page
				Intermediate part	Partie intermédiaire	
700	86481645	78145	1	Cable	Câble	
710	86312907	54816	4	Cable clip	Serre câble	
720	86482122	92832	4	M16, hexa. head screw	Vis H M16	
730	86490877	95259	1	Spacer support	Entretoise support	
740	86226123	2845	1	M16, lock nut	Ecrou HFR M16	
750	86488335	95134	1	Support	Support	
760	86496544	92919	4	M16, hexa. head screw	Vis H M16	

Changeur de barre
Rod changer

: 94500-V2
: 86497468

N° 11074
10 / 1998
revision 01



Changeur de barre
Rod changer: 94500-V2
: 86497468N° 11074
10 / 1998
revision 01

Item	CPN	Ref.	Qty	Part name	Désignation	Page
				Lower clamp	Pince basse	
770	86420031	93774	1	Bearing-clamp support	Palier-support de pince	
780	86411782	89799	2	Attachment cylinder	Chape de vérin	
790	86411790	89801	1	Hydraulic cylinder	Vérin hydraulique	20
800	86234945	10006	2	Plug	Bouchon	
810	95209094	11501	2	Adapter	Adapteur	
820	86361425	76566	2	Oil restrictor adapter	Adapteur gicleur	
830	86361375	76559	2	Oil restrictor (Ø 0.8)	Gicleur (Ø 0.8)	
840	86420395	93829	1	Pin	Axe	
850	86228871	5258	2	Elastic pin	Goupille élastique	
860	86477734	94669	1	Rod clamp	Pince barre Ø 51	
870	86420478	93848	1	Hydraulic cylinder	Vérin hydraulique	21
880	86422177	94052	1	Spring	Ressort	
890	95279071	10131	2	Adapter	Adapteur	
900	86478625	94679	1	Pin	Axe	
910	96717939	43141	2	M10, screw	Vis AHc-TR M10	
920	86419751	93697	1	Clamps support	Support pinces	
930	86245933	16653	2	Self lubricating ring	Bague autolubrifiante	
940	86230059	6178	1	Oiler	Graisneur	
950	86477536	94650	1	Rod jaw	Mors barre Ø 51	
960	86502887	96148	3	M10, screw	Vis FHc/90 M10	
970	86481348	94742	2	M16, hexa. screw	Vis H M16	
980	86481355	94743	2	M16, Hexa. nut	Ecrou H M16	
990	86420411	93831	1	Pin	Axe	
1000	86420817	93967	1	Pin	Axe	
1010	86478633	94680	1	Pin	Axe	
1020	86420403	93830	1	Pin	Axe	
1030	86227642	4340	2	Elastic pin	Goupille élastique	
1040	86481694	94774	1	Polyurethan block	Bloc polyuréthane	
1050	86233962	9193	2	Washer	Rondelle	
1060	86448347	93475	2	M8, socket head screw	Vis CHc M8	
1070	86281961	38017	2	Elastic pin	Goupille élastique	
1080	86477502	94647	4	Shim (3 mm)	Cale (3 mm)	
1090	86420718	93902	4	Shim (1 mm)	Cale (1 mm)	
1100	86482411	94798	1	Detector support	Support détecteur	
1110	86482080	92992	4	M16, socket head screw	Vis CHc M16	

For reminder**(See chapter : 8)**

*

Inductive switch

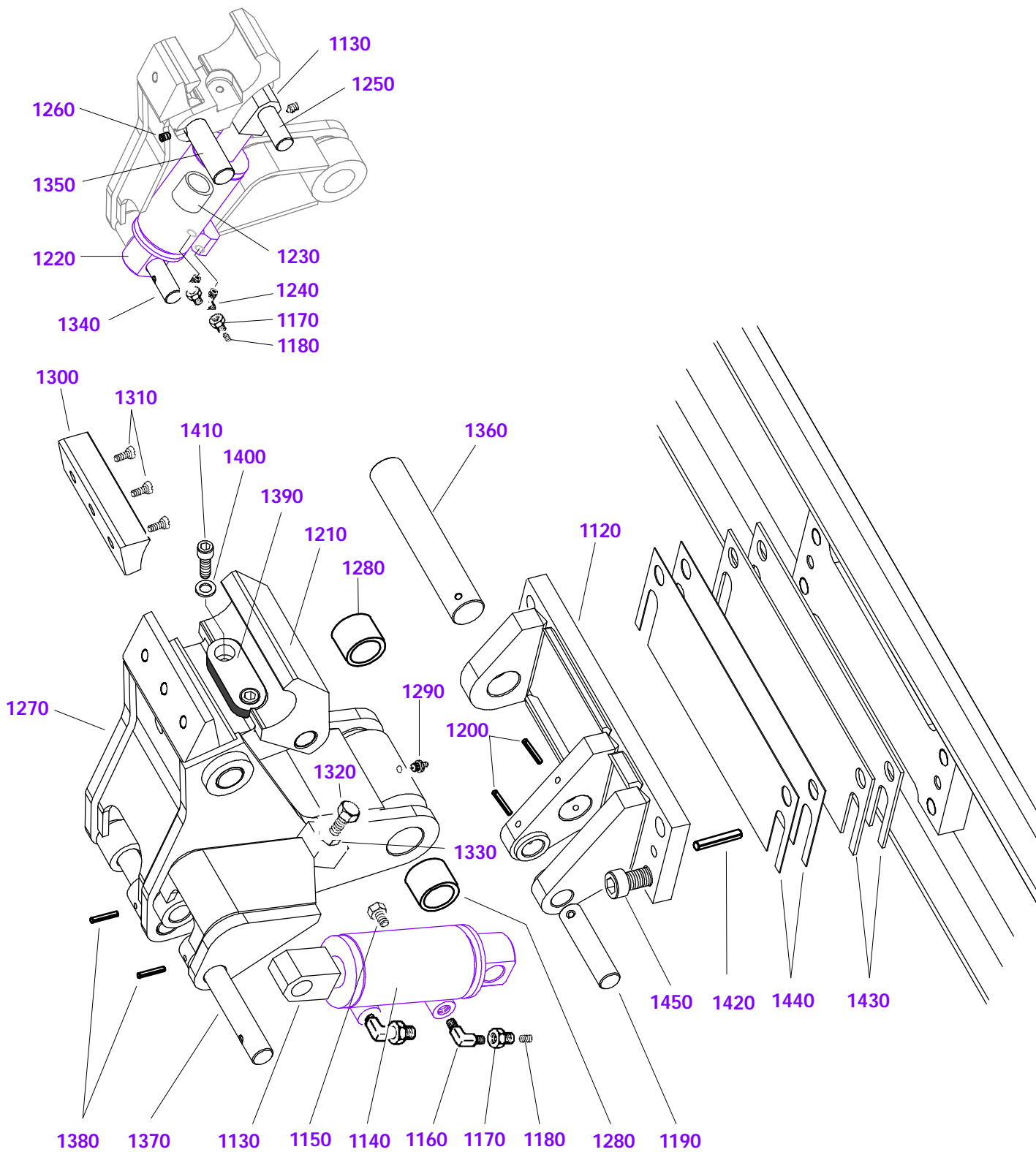
Pour mémoire**(Voir chapitre : 8)**

Détecteur de proximité

Changeur de barre
Rod changer

: 94500-V2
: 86497468

N° 11074
10 / 1998
revision 01



Changeur de barre
Rod changer

: 94500-V2
: 86497468

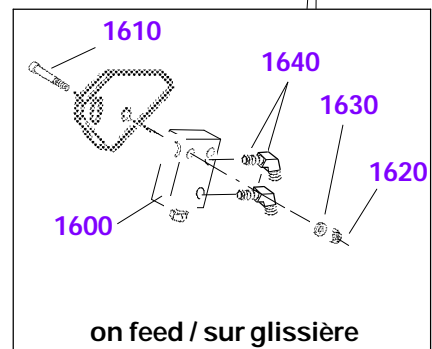
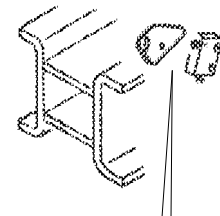
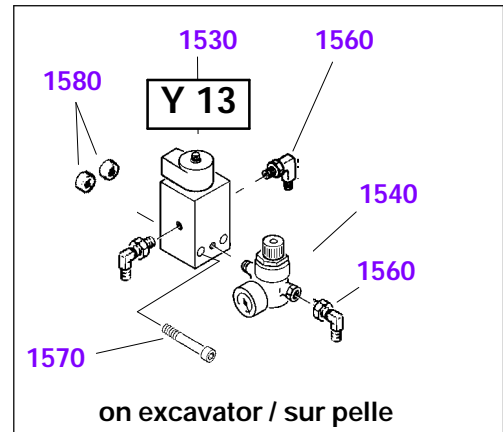
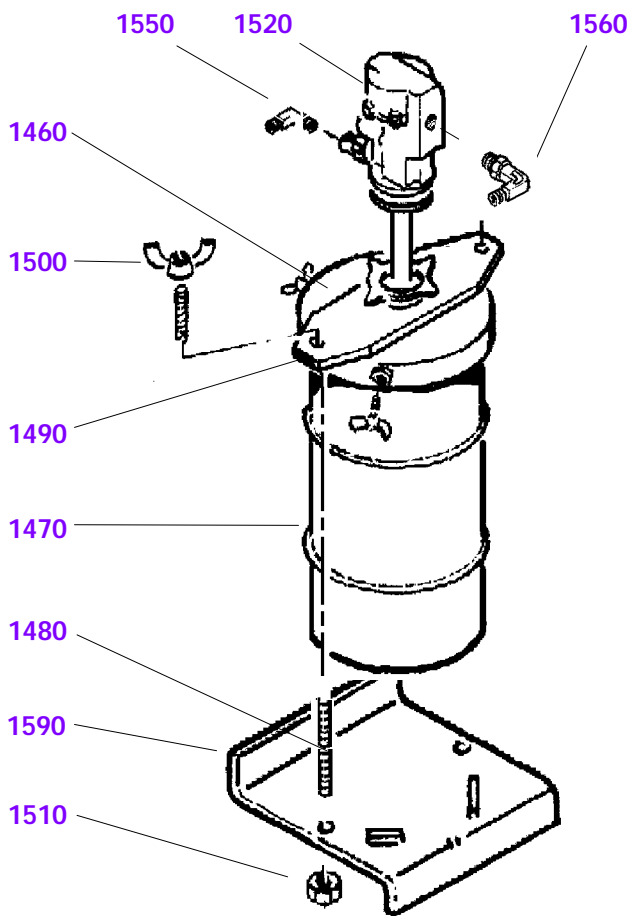
N° 11074
10 / 1998
revision 01

Item	CPN	Ref.	Qty	Part name	Désignation	Page
				Upper clamp	Pince haute	
1120	86420031	93774	1	Bearing-clamp support	Palier-support de pince	
1130	86411782	89799	2	Attachment cylinder	Chape de vérin	
1140	86411790	89801	1	Hydraulic cylinder	Vérin hydraulique	20
1150	86234945	10006	2	Plug	Bouchon	
1160	95209094	11501	2	Adapter	Adapteur	
1170	86361425	76566	4	Oil restrictor adapter	Adapteur gicleur	
1180	86361375	76559	4	Oil restrictor (Ø 0.8)	Gicleur (Ø 0.8)	
1190	86420395	93829	1	Pin	Axe	
1200	86228871	5258	2	Elastic pin	Goupille élastique	
1210	86477742	94670	1	Rod clamp	Pince barre Ø 51	
1220	86420478	93848	1	Hydraulic cylinder	Vérin hydraulique	21
1230	86422177	94052	1	Spring	Ressort	
1240	95279071	10131	2	Adapter	Adapteur	
1250	86478625	94679	1	Pin	Axe	
1260	96717939	43141	2	M10, screw	Vis AHc-TR M10	
1270	86419751	93697	1	Clamps support	Support pinces	
1280	86245933	16653	2	Self lubricating ring	Bague autolubrifiante	
1290	86230059	6178	1	Oiler	Graisneur	
1300	86477528	94649	1	Rod jaw	Mors barre Ø 51	
1310	86502887	96148	3	M10, screw	Vis FHc/90 M10	
1320	86481348	94742	2	M16, hexa. screw	Vis H M16	
1330	86481355	94743	2	M16, Hexa. nut	Ecrou H M16	
1340	86420411	93831	1	Pin	Axe	
1350	86420817	93967	1	Pin	Axe	
1360	86478633	94680	1	Pin	Axe	
1370	86420403	93830	1	Pin	Axe	
1380	86227642	4340	2	Elastic pin	Goupille élastique	
1390	86481686	94773	1	Polyurethan block	Bloc polyuréthane	
1400	86233962	9193	2	Washer	Rondelle	
1410	86448347	93475	2	M8, socket head screw	Vis CHc M8	
1420	86281961	38017	2	Elastic pin	Goupille élastique	
1430	86477502	94647	4	Shim (3 mm)	Cale (3 mm)	
1440	86420718	93902	4	Shim (1 mm)	Cale (1 mm)	
1450	86482080	92992	4	M16, socket head screw	Vis CHc M16	

Changeur de barre
Rod changer

: 94500-V2
: 86497468

N° 11074
10 / 1998
revision 00



Changeur de barre
Rod changer

: 94500-V2
: 86497468

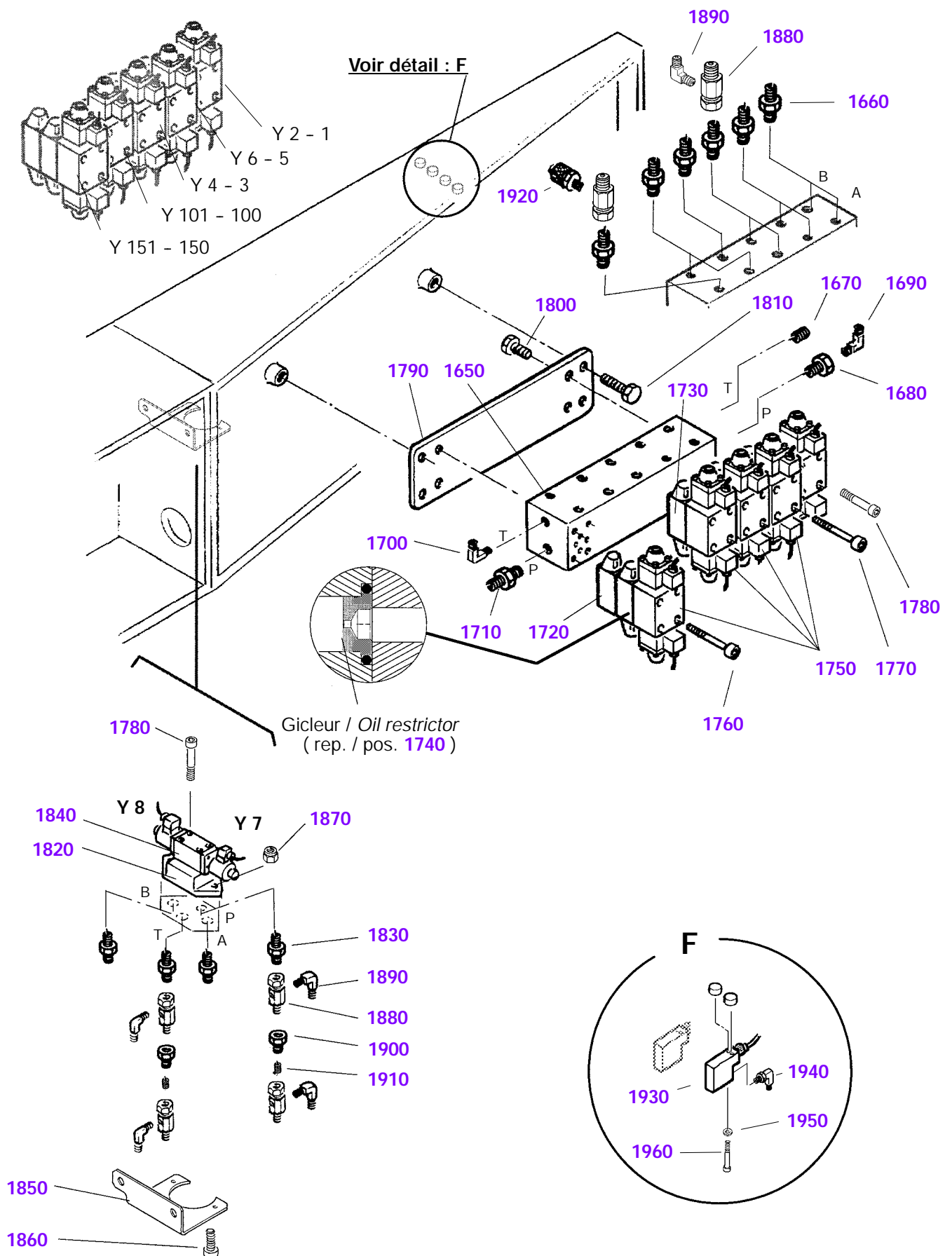
N° 11074
10 / 1998
revision 00

Item	CPN	Ref.	Qty	Part name	Désignation	Page
				Lubricating system	Système de graissage	
1460	86416518	91110	1	Cover	Couvercle	
1470	86359718	76062	1	Special grease cask (50kg)	Fût (50kg) graisse spéciale	
1480	86385556	83104	2	Threaded rod	Tige filetée	
1490	86385515	83098	1	Flange	Bride	
1500	86379369	81398	2	Lug nut	Ecrou à oreilles	
1510	86448545	92795	2	M12, hexa. nut	Ecrou H M12	
1520	86412624	89989	1	Lubricating pump	Pompe de graissage	
1530	86299492	48001	1	Electrovalve	Electro-distributeur	
1540	86412889	90077	1	Reducer	Détendeur	
1550	86467362	92002	1	Adapter	Adapteur	
1560	86332269	63547	4	Adapter	Adapteur	
1570	86485786	92998	2	M6, socket head screw	Vis CHc M6	
1580	86485778	21281	2	Boss (to welded)	Bossage (à souder)	
1590	86385507	83097	1	Cask support	Support de fût	
1600	86221470	60838	1	Pulverizator	Pulvérisateur	
1610	86452109	94269	2	M6, socket head screw	Vis CHc M6	
1620	86222486	23727	2	M6, lock nut	Ecrou HFR M6	
1630	86226578	3430	2	Washer	Rondelle	
1640	95279071	10131	2	Adapter	Adapteur	

Changeur de barre
Rod changer

: 94500-V2
: 86497468

N° 11074
10 / 1998
revision 00



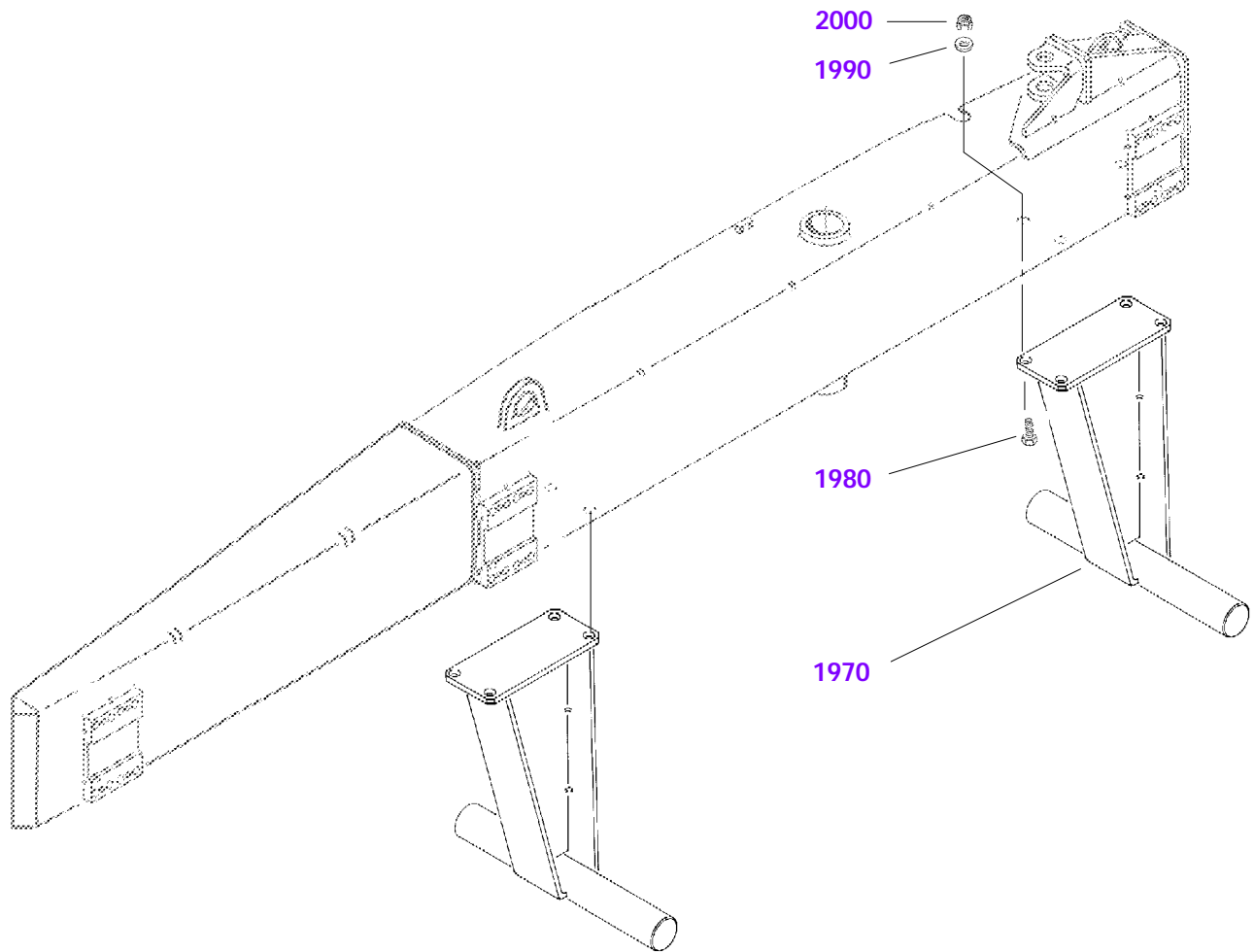
Changeur de barre
Rod changer: 94500-V2
: 86497468N° 11074
10 / 1998
revision 00

Item	CPN	Ref.	Qty	Part name	Désignation	Page
				Hydraulic part	Partie hydraulique	
1650	86487584	52991	1	Connector	Connecteur	
1660	95219713	8152	10	Adapter	Adapteur	
1670	86251840	19721	1	Plug	Bouchon	
1680	52244142	15453	1	Reduction	Réduction	
1690	95279485	8860	1	Adapter	Adapteur	
1700	95279535	14909	1	Adapter	Adapteur	
1710	95219721	10069	1	Adapter	Adapteur	
1720	86407038	88663	1	Pressure limiter	Limiteur de pression	
1730	86310901	53777	4	Check valve	Clapet anti-retour	
1740	86407012	88660	1	Oil restrictor (Ø1mm)	Gicleur (Ø1mm)	
1750	86222007	43736	5	Solenoid valve including :	Electro-distributeur compr. :	
	86221835	52117	2	(Solenoid	(Solénoïde	
	86226875	3601	4	(O'ring	(Joint torique	
	86355617	74278	1	(Spare kit	(Pochette rechange	
1760	86502895	96149	4	M 5, socket head screw	Vis CHc M 5	
1770	86448446	92897	12	M 5, socket head screw	Vis CHc M 5	
1780	86448511	93016	8	M 5, socket head screw	Vis CHc M 5	
1790	86484706	94918	1	Plate	Plaque	
1800	86424462	92814	4	M 8, hex. head screw	Vis H M 8	
1810	86424470	92821	4	M 10, hex.screw	Vis H M 10	
1820	86286523	41189	1	Base plate	Plaque de base	
1830	86270592	30485	4	Adapter	Adapteur	
1840	86355245	74165	1	Solenoid valve including :	Electro-distributeur compr. :	
	86223666	74158	2	(Solenoid	(Solénoïde	
	86226875	3601	4	(O'ring	(Joint torique	
	86355617	74278	1	(Spare kit	(Pochette rechange	
1850	86485430	94954	1	Support	Support	
1860	86487550	92949	2	M 6, socket head screw	Vis CHc M 6	
1870	86222486	23727	2	M 6, lock nut	Ecrou HFR M 6	
1880	86332343	63578	7	T piece	Té	
1890	95209094	11501	6	Adapter	Adapteur	
1900	86361425	76566	2	Adapter	Adapteur	
1910	86361375	76559	2	Oil restrictor (Ø 0,8 mm)	Gicleur (Ø 0,8 mm)	
1920	86246766	17112	1	Pressure socket	Prise de pression	
				Electric part	Partie électrique	
1930	86322427	59402	2	Manostat	Manostat	
1940	86332269	63547	2	Adapter	Adapteur	
1950	86225083	1647	4	Washer	Rondelle	
1960	96716477	64297	4	M5, socket head screw	Vis CHc M5	

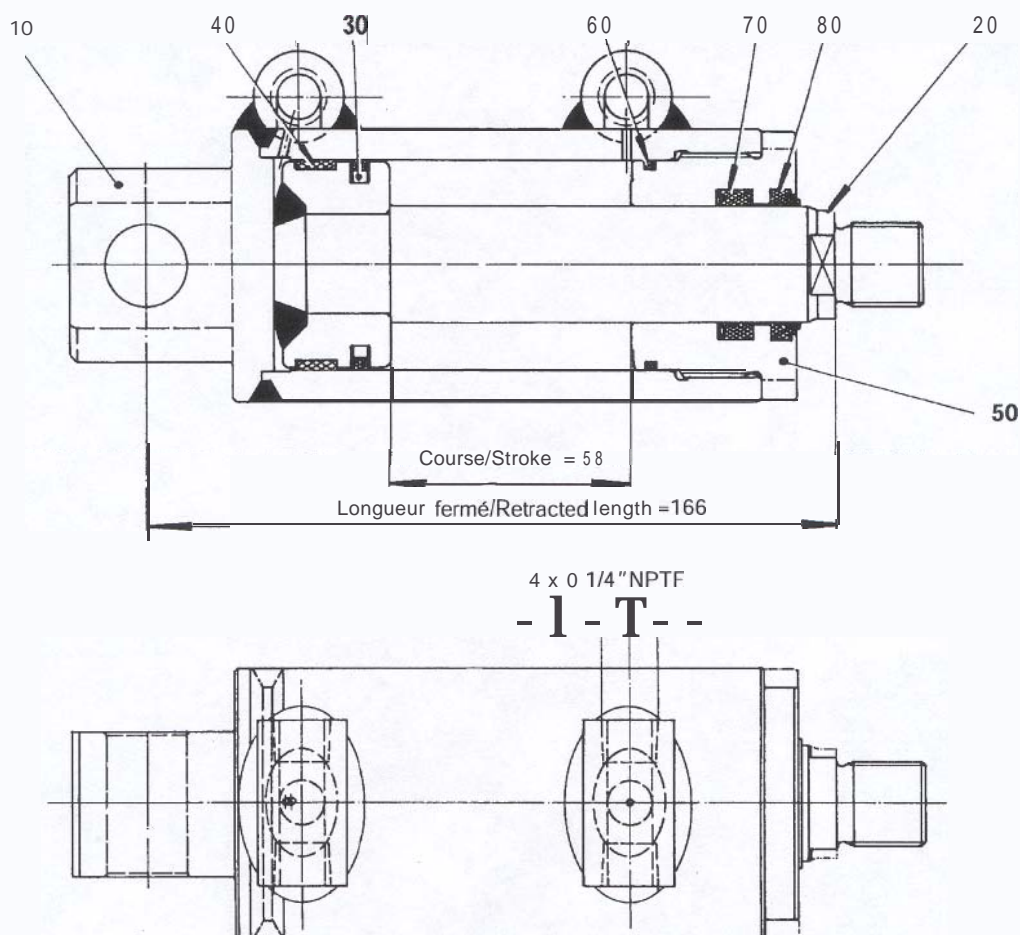
Changeur de barre
Rod changer

: 94500-V2
: 86497468

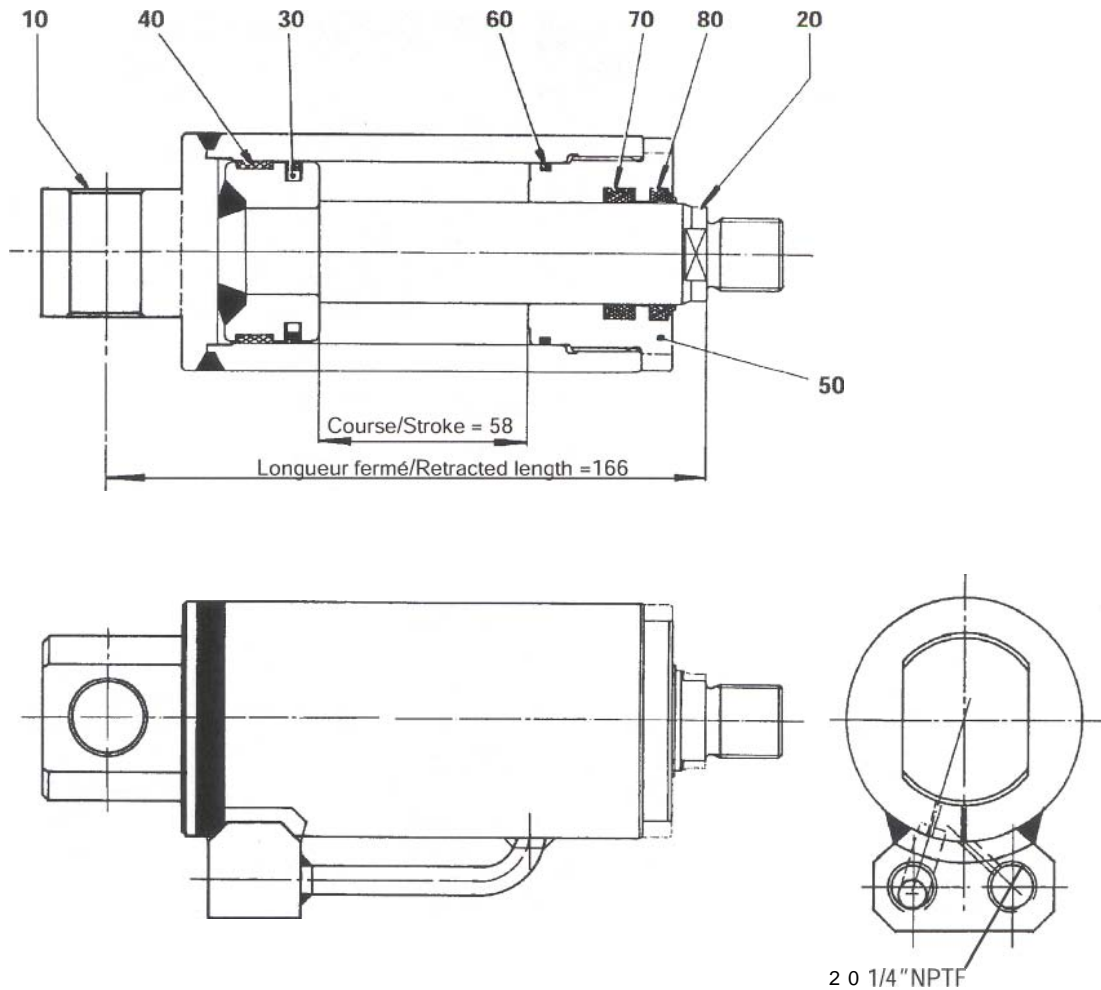
N° 11074
10 / 1998
revision 00



Item	CPN	Ref.	Qty	Part name	Désignation	Page
				CPA equipment	Equipement CPA	
1970	86380755	81712	2	Support	Support	
				Fixing	Fixation	
1980	86424512	92905	8	M16, hexa. screw	Vis H M16	
1990	86303344	50108	8	Washer	Rondelle	
2000	86226123	2845	8	M16, Lock nut	Ecrou HFR M16	

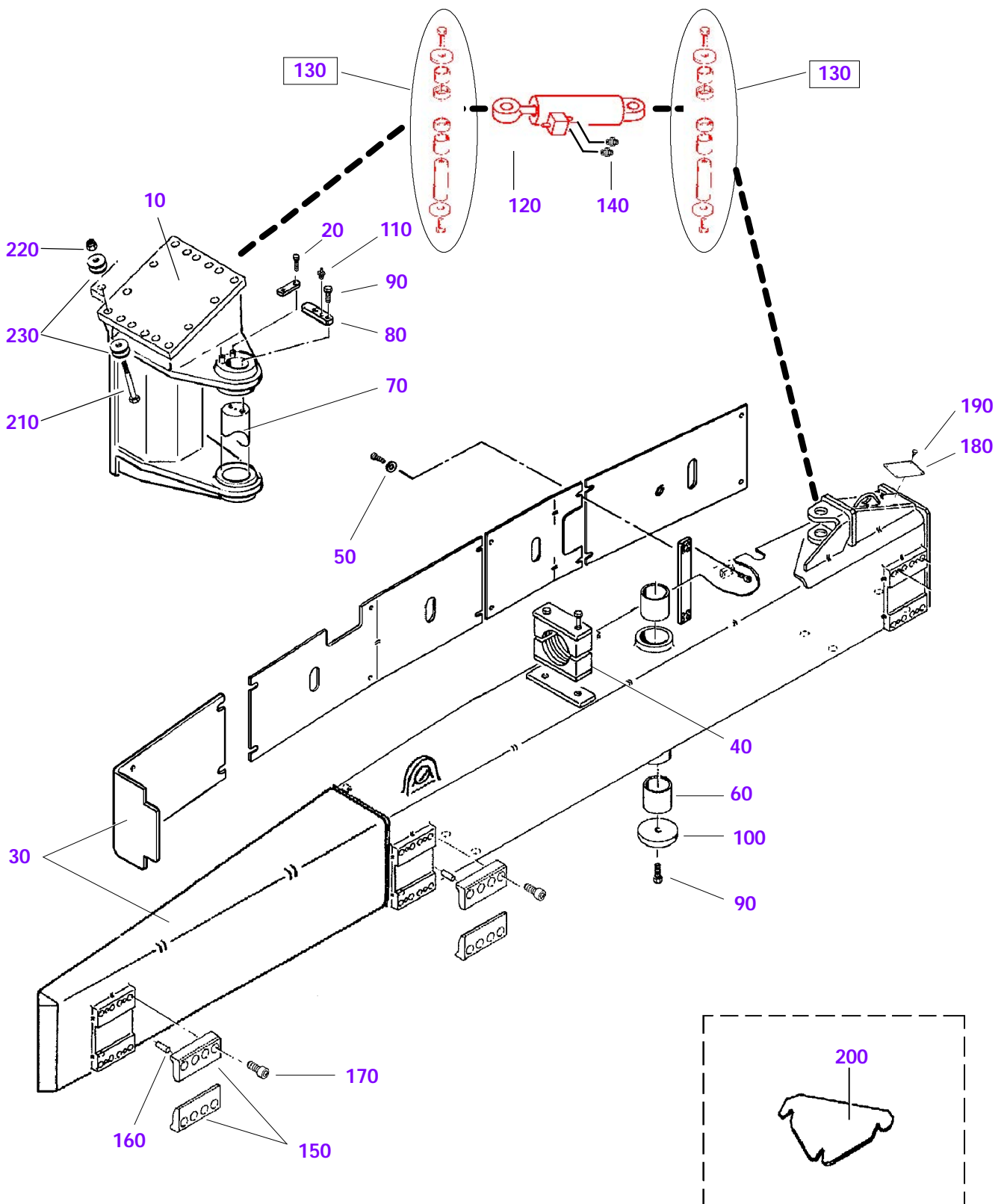


Item	CPN	Ref. Qty	Part name	Designation	Page
10	86411741	89795	1 Body	Corps	
20	86411758	89796	1 Rod	Tige	
30	86411717	89792	1 Piston joint	Joint de piston	
40	86296043	46028	1 Guiding ring	Bague de guidage	
50	86411766	89797	1 Lining	Chemise guide	
60	86222213	30456	1 O ring	Joint torique	
70	86411725	89793	1 Rod seal	Joint de tige	
80	86411733	89794	1 Scraper joint	Joint râcleur	
	86412574	89980	1 Seals package	Pochette de joints	



Item	CPN	Ref. Qty	Part name	Designation	Page
10	86420460	93847	1 Body	Corps	
20	86411758	89796	1 Rod	Tige	
30	86411717	89792	1 Piston joint	Joint de piston	
40	86296043	46028	1 Guiding ring	Bague de guidage	
50	86411766	89797	1 Lining	Chemise guide	
60	86222213	30456	1 O' ring	Joint torique	
70	86411725	89793	1 Rod seal	Joint de tige	
80	86411733	89794	1 Scraper joint	Joint râcleur	
	86412574	89980	1 Seals package	Pochette de joints	

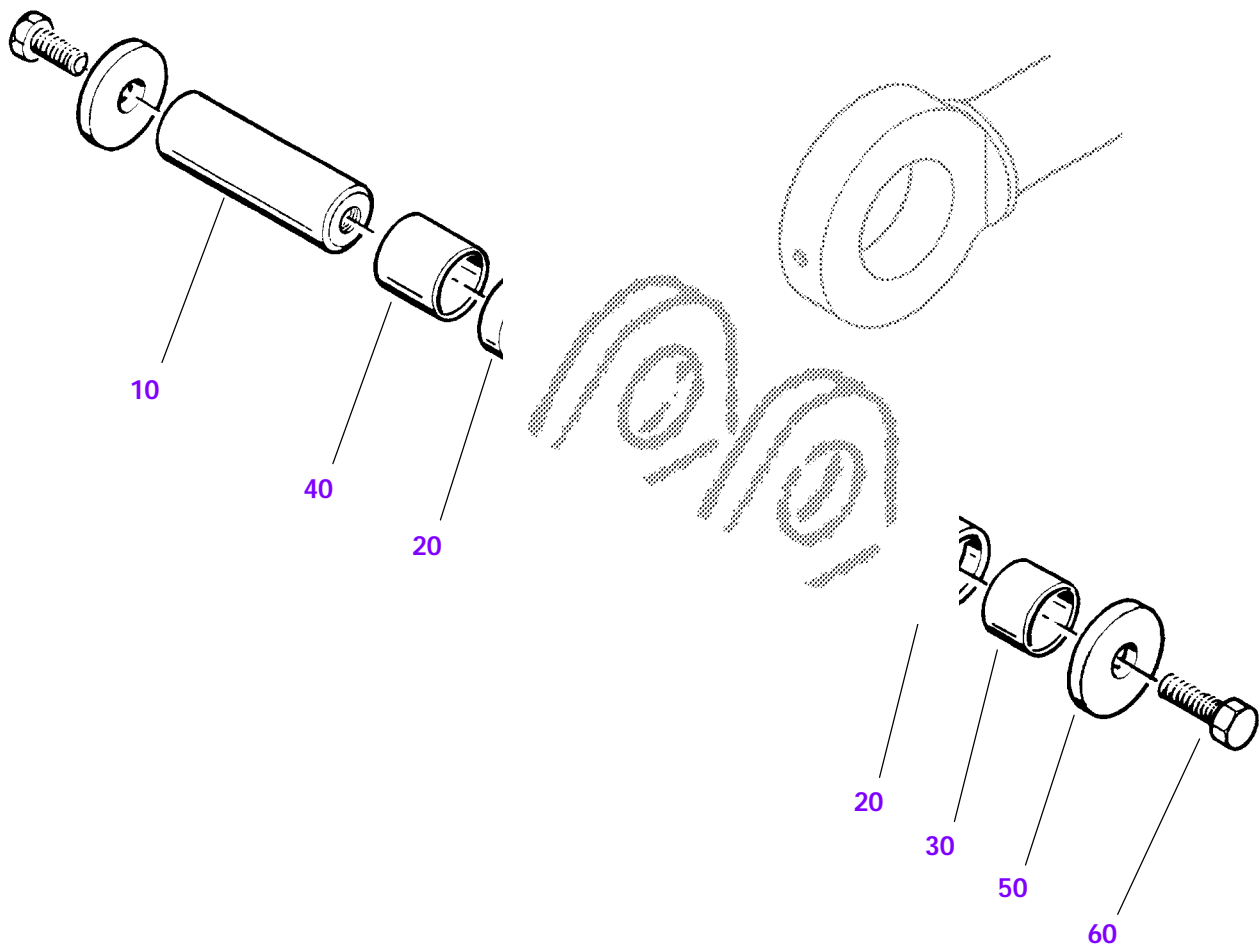
CRADLE + ARTICULATION FEED
BERCEAU + NOIX D'ARTICULATION



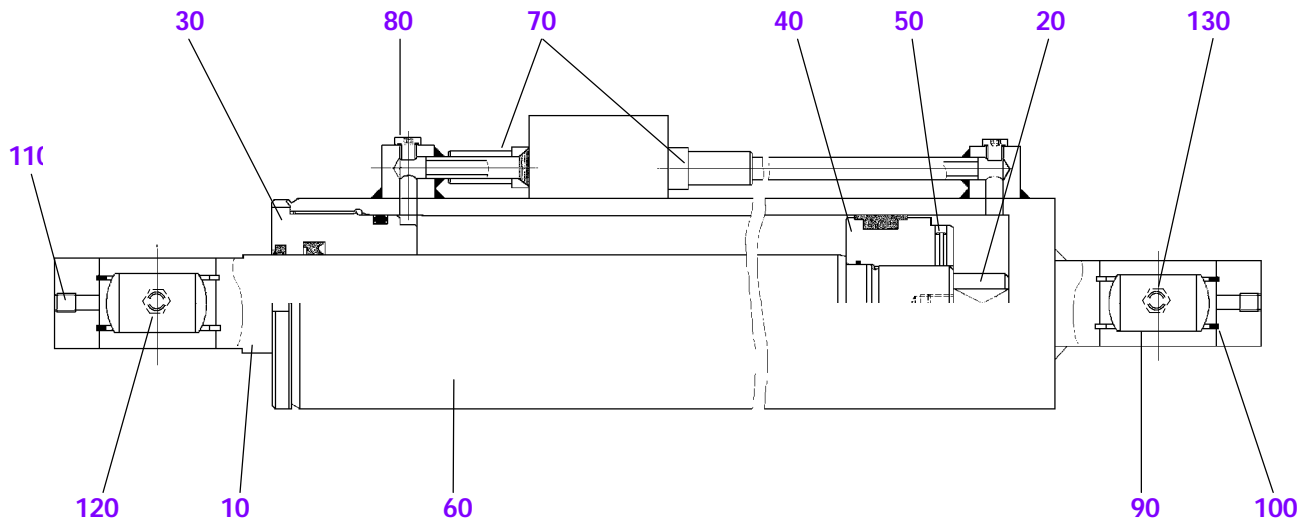
**Berceau + Noix
Cradle + Articulation**

 N° 10883
10 / 1998
revision 03

Item	CPN	Ref.	Qty	Part name	Désignation	Page
10	86473519	94374	1	Articulation including :	Noix comprenant :	
20	86423753	92822	2	(M10, hex screw	(Vis H M10	
30	86475951	94511	1	Feed cradle including :	Berceau d'avanceur comprenant :	
40	86363090	77044	1	(Hoses support	(Support flexibles	
50	86414950	90694	18	(Washer	(Rondelle	
60	86223641	22914	2	Self lubricating ring	Bague autolubrifiante	
70	86423654	91368	1	Pin	Axe	
80	86423647	91379	1	Bar	Plat	
90	86424496	92839	3	M16, hex screw	Vis H M16	
100	86423639	91378	1	Cover	Couvercle	
110	86230059	6178	1	Oiler	Graisneur	
120	86475993	94517	1	Cross tilting	Vérin d'orientation	
130	86476009	94518	2	Cylinder attachment	Axe de vérin	3
140	86331907	63415	2	Adaptor	Adapteur	
150	86380227	81584	6	Flange	Bride	
160	86326709	61324	12	Pin	Goupille	
170	86448313	93006	24	M16, socket head screw	Vis CHc M16	
				CPA identification	Identification CPA	
180	86476629	93886	1	Plate	Plaque	
190	86230786	6790	4	Rive	Rivet	
				In cab	En cabine	
200	86354776	73980	1	Control support plate	Plaque support commande	
				Fixing support	Fixation support	
210	86502846	96144	14	UNF 1" screw	Vis 1" UNF	
220	86396397	85574	14	UNF 1" nut	Ecrou 1" UNF	
230	86307493	51743	56	Washer	Rondelle	




Item	CPN	Ref.	Qty	Part name	Désignation	Page
10	86369956	78901	1	Swivel pin	Axe de rotule	
20	86369832	78879	2	Swivel ring	Bague de rotule	
30	86345626	69702	1	Ring	Bague	
40	86299633	48133	1	Ring	Bague	
50	86369808	78872	2	Washer	Rondelle	
60	86480472	92968	2	M20, hex. screw	Vis H M20	

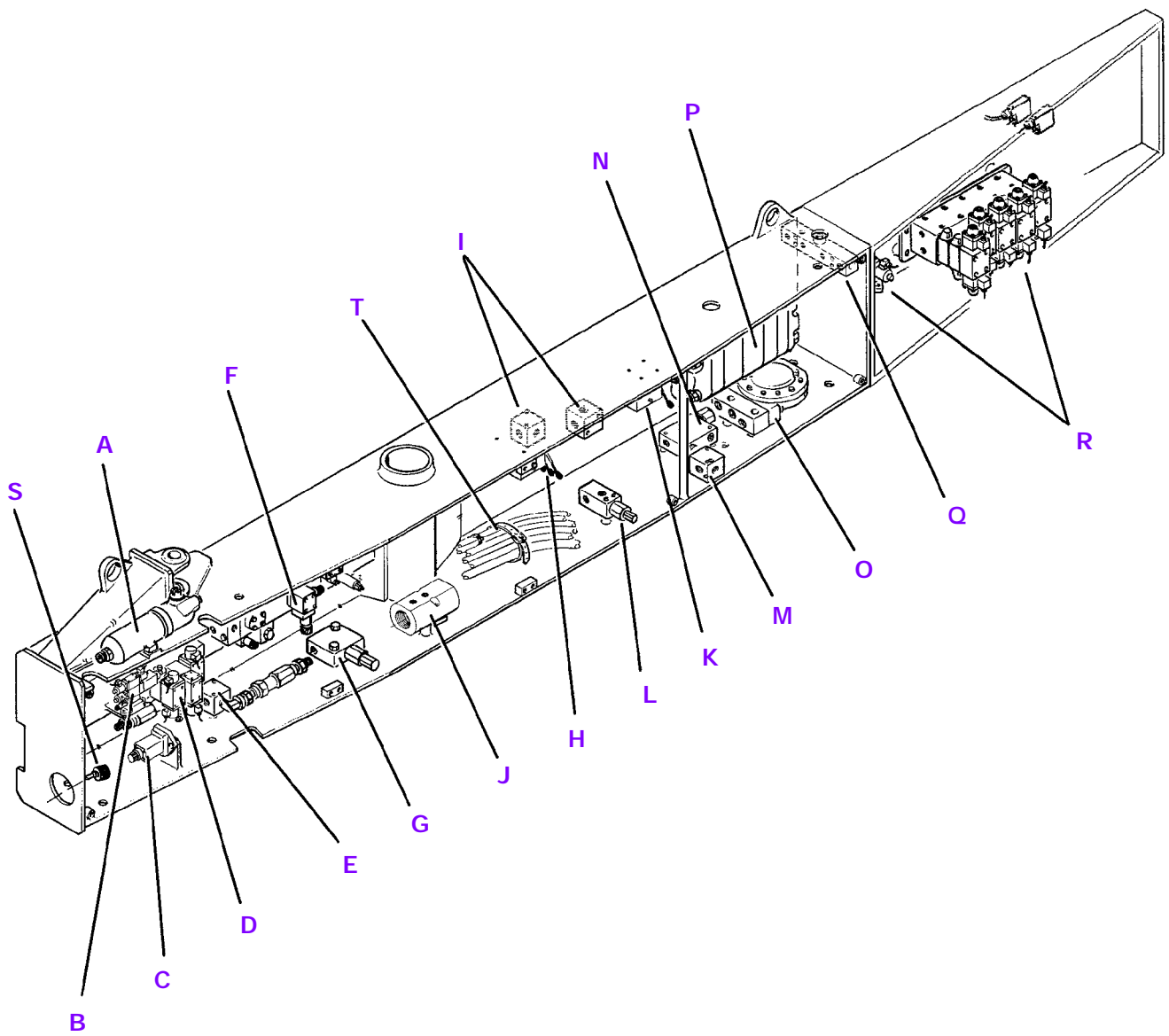


Item	CPN	Ref.	Qty	Part name	Désignation	Page
10	86505138	96351	1	Rod	Tige	
20	86505161	96354	1	Rod stop	Butée de tige	
30	86505146	96352	1	Lining	Chemise guide	
40	86505153	96353	1	Piston	Piston	
50	86505203	96358	1	Screw	Vis AHc	
60	86505120	96350	1	Cylinder	Corps de vérin	
70	86505179	96355	2	Hyd. valve	Valve hydraulique	
80	86505187	96356	2	Plug	Bouchon	
90	86369972	78903	2	Swivel	Rotule	
100	96710801	60852	4	Snap ring	Circlips	
110	86448438	92975	3	Screw	Vis Hc à bout plat	
120	86230059	6178	1	Oiler	Graisneur	
130	86230067	6179	1	Oiler	Graisneur	
S	86505229	96357	1	Seal kit	Pochette de joints	

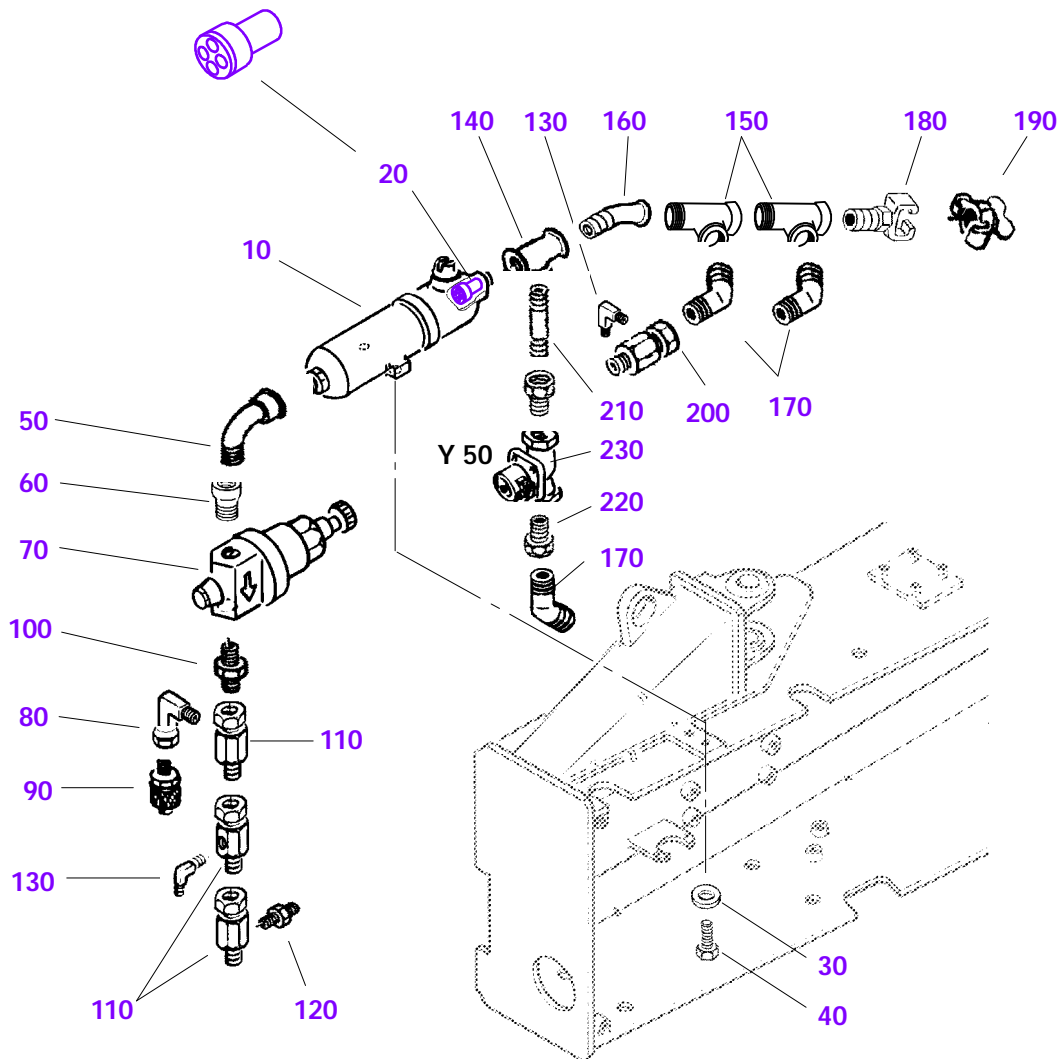
This page left blank intentionally.
Cette page est laissée blanche intentionnellement.



ELECTRO-HYD. COMPONENTS
MATERIEL ELECTRO-HYD.



Item	Part name	Désignation	Page
A	Air oiler + pressure reducer	Graisseur + détendeur air	4
B	Feed + collaring feed	Avance / recul + Amorçage	5
C	Drifter rotation setting	Réglage vitesse de rotation du perforateur	6
D	Oscillation / HP / Dust collector	Oscillation / HP / Capteur	8
E	Dust collector connector	Connecteur capteur	9
F	Drilling automatics	Bloc d'automatismes	10
G	Feed brake release sequence valve	Valve de séquence de défreinage	11
H	Fast feed + percussion valve	Distributeur frappe + avance rapide	12
I	Connectors P2	Connecteurs P2	13
J	Air flow detector	Clapet de détection d'air	14
K	Drifter rotation valve	Distributeur de rotation	15
L	Relief valve	Clapet de décharge	16
M	Drain connector	Connecteur de drain	17
N	Flow divider (HP / Feed)	Diviseur de débit (HP / avnce)	18
O	Air flushing valve	Valve pilote d'air	19
P	Flow divider	Diviseur de débit	20
Q	LP lines connector	Connecteur retour	22
R	Rod changer valves see chapter 4	Electro changeur voir chapitre 4	
S	Pressure sockets	Prises de pression	23
T	Couplings	Raccords	24

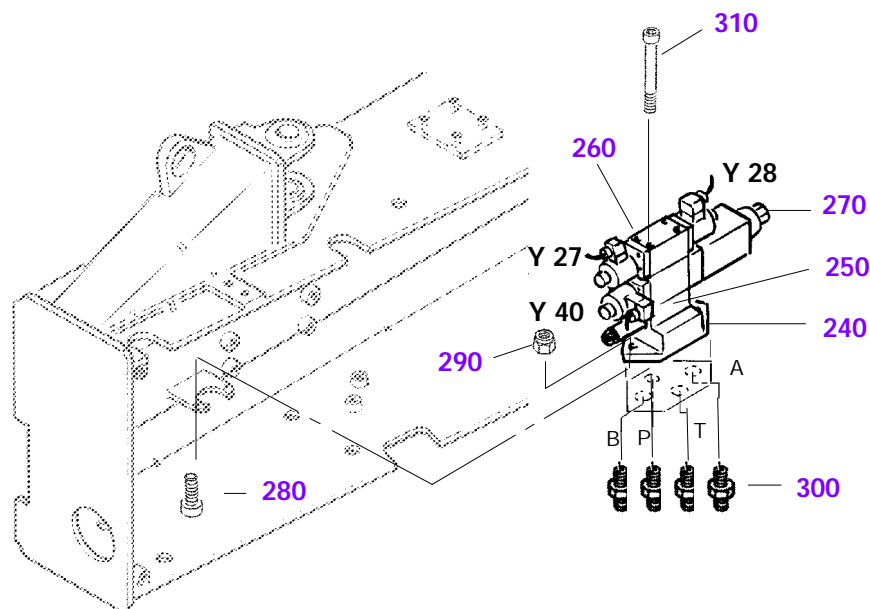


Matériel électro-hydraulique
Electro-hydraulic equipment

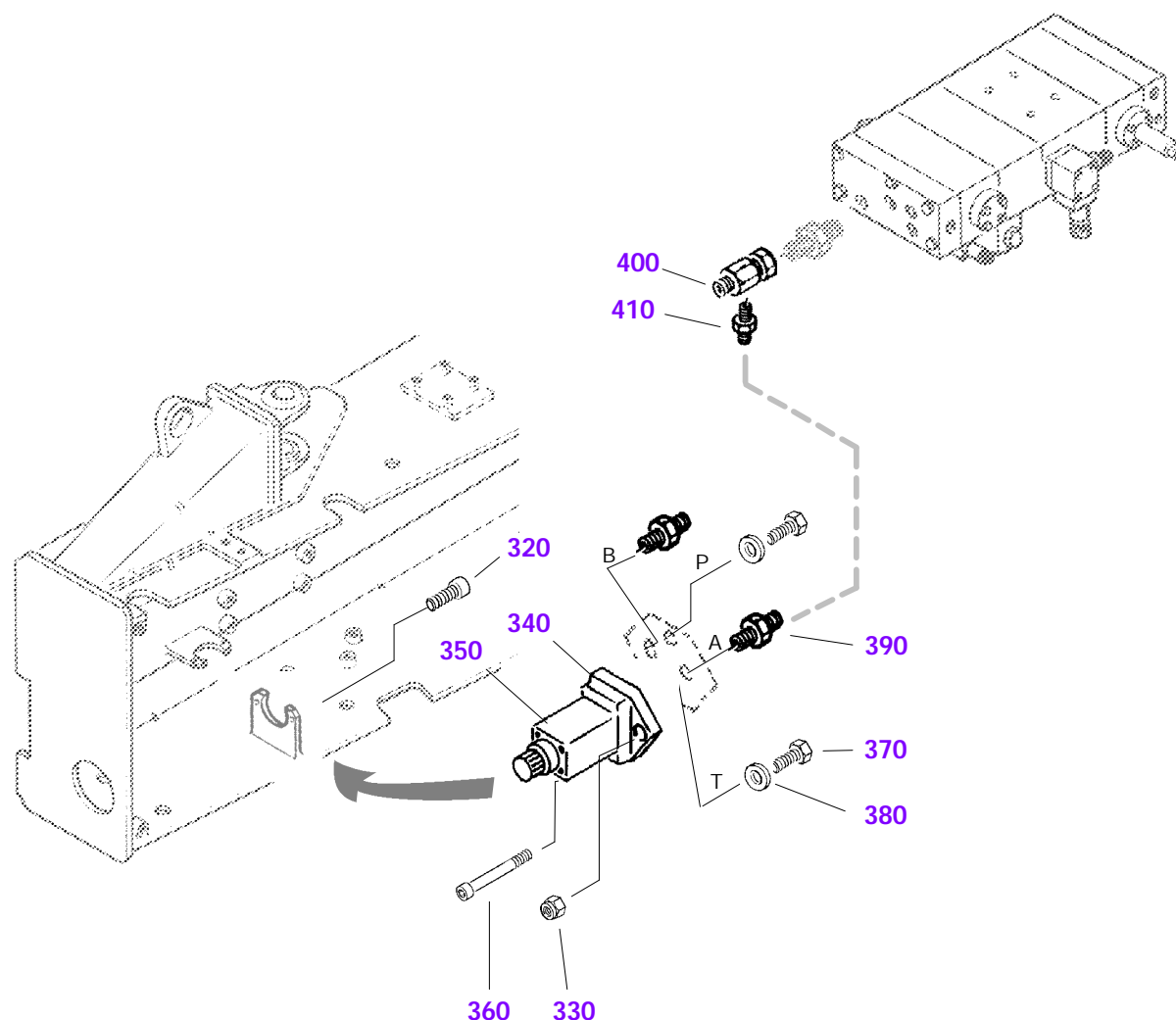
: 94471
: 86474996

N° 10889
10 / 1998
revision 03

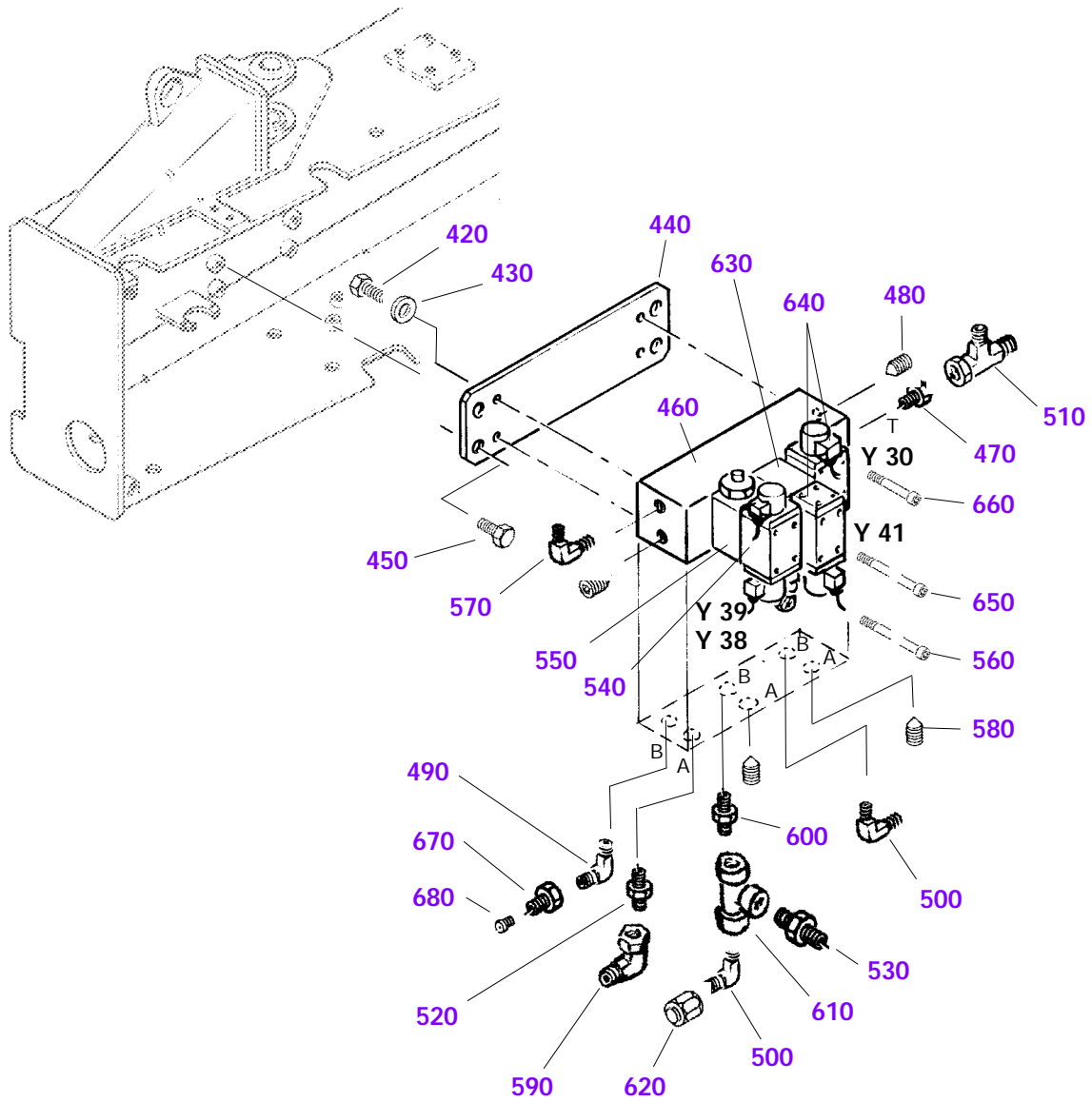
Item	CPN	Ref.	Qty	Part name	Désignation	Page
				Drifter pressurization	Pressurisation perforateur	
10	86239886	13622.V1	1	Atomizer lubricator	Graisseur atomizer	
20	86350147	71879	1	Check valve	Clapet	25
30	86303351	50109	2	Washer	Rondelle	
40	86424488	92830	2	M12, hex. head screw	Vis H M12	
50	86236494	11224	1	Bent adapter	Coude	
60	86242807	15592	1	Sleeve	Manchon	
70	86360021	76148	1	Reducer	Détendeur	
80	95279998	28310	1	Adapter	Adapteur	
90	86246766	17112	1	Pressure socket	Prise de pression	
100	95219721	10069	1	Adapter	Adapteur	
110	86313376	55012	3	T piece	Té	
120	95316972	8153	1	Adapter	Adapteur	
130	95209094	11501	2	Adapter	Adapteur	
140	92023167	5244	1	T piece	Té	
150	86481306	15541	2	T piece	Té	
160	86248234	17612	1	Bent adapter	Coude	
170	95279121	17367	3	Adapter	Adapteur	
180	86224672	1378	1	Quick coupling includ. :	Demi-raccord express comp.:	
	86224581	1340	1	(O'ring	(Joint torique	
190	86224748	1387	1	Quick coupling plug including :	Bouchon raccord express comprenant :	
	86224581	1340	1	(O'ring	(Joint torique	
200	86313400	55015	1	T piece	Té	
210	86241825	14983	1	Sleeve	Manchon	
220	86242716	15572	2	Adapter	Adapteur	
230	86330776	62888	1	Electrovalve including :	Electro-distributeur compr. :	
	86220183	68991	1	(Solenoïd	(Solénoïde	
	86343977	68984	1	(Spare kit	(Pochette rechange	



Item	CPN	Ref.	Qty	Part name	Désignation	Page
				Feed + Collaring feed	Avance / Recul + Amorçage	
240	86286523	41189	1	Base plate	Plaque de base	
250	86372695	79669	1	Pressure limiter	Limiteur de pression	
260	86222007	84100	1	Electrovalve including :	Electro-distributeur compr. :	
	86223666	74158	2	(Solenoid	(Solénoïde	
	86226875	3601	4	(O'ring	(Joint torique	
	86355617	74278	1	(Spare kit	(Pochette rechange	
270	86411642	89757	1	Flow governor	Régulateur de débit	
280	86424454	92898	2	M6, socket head screw	Vis CHc M6	
290	86222486	23727	2	M6, lock nut	Ecrou HFR M6	
300	86270600	30486	4	Adapter	Adapteur	
310	86361755	76673	4	M5, socket head screw	Vis CHc M5	



Item	CPN	Ref.	Qty	Part name	Désignation	Page
				Drifter rotation setting	Réglage vitesse de rotation du perforateur	
320	86424504	92898	2	M6,socket head screw	Vis CHc M6	
330	86222486	23727	2	M6, lock nut	Ecrou HFR M6	
340	86286523	41189	1	Base plate	Plaque de base	
350	86353943	73637	1	Flow governor	Régulateur de débit	
360	86448487	92999	4	M5,socket head screw	Vis CHc M5	
370	86386505	83275	2	Plug	Bouchon	
380	86270626	30489	2	BS ring	Bague BS	
390	86270600	30486	2	Adapter	Adapteur	
400	86313384	55013	1	T piece	Té	
410	95338372	14926	1	Adapter	Adapteur	

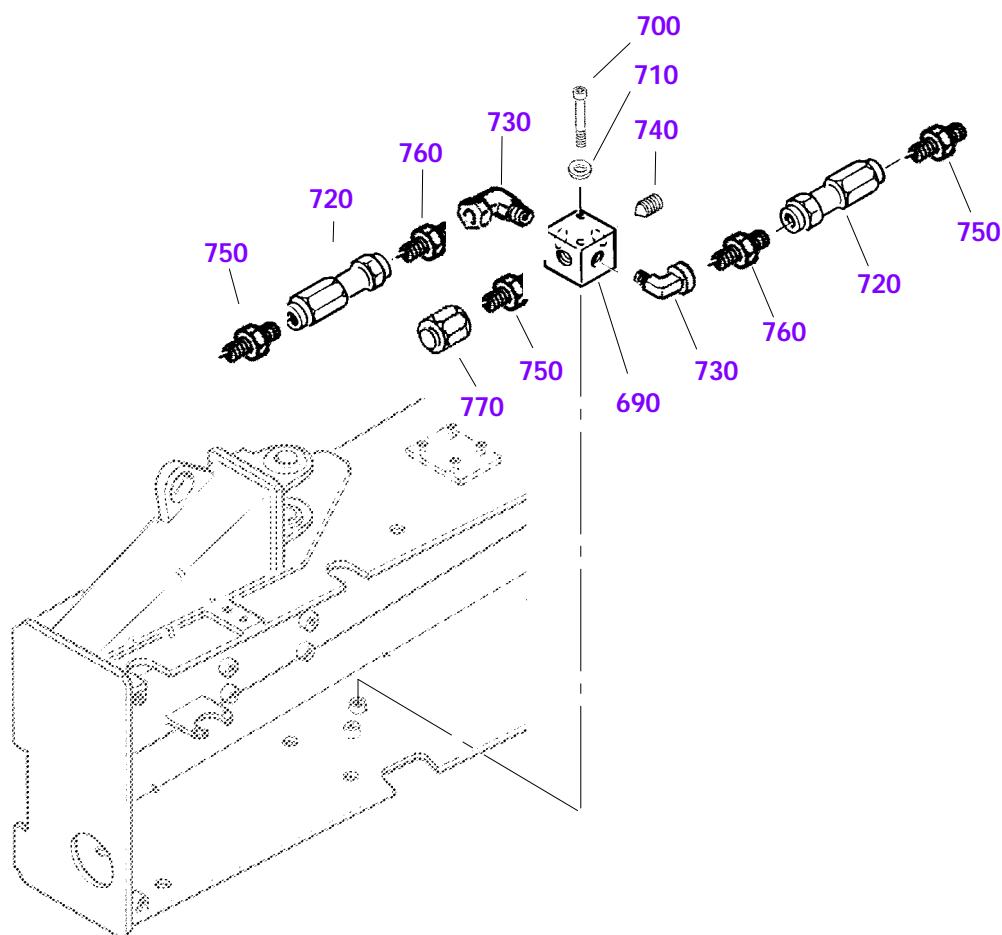


Matériel électro-hydraulique
Electro-hydraulic equipment

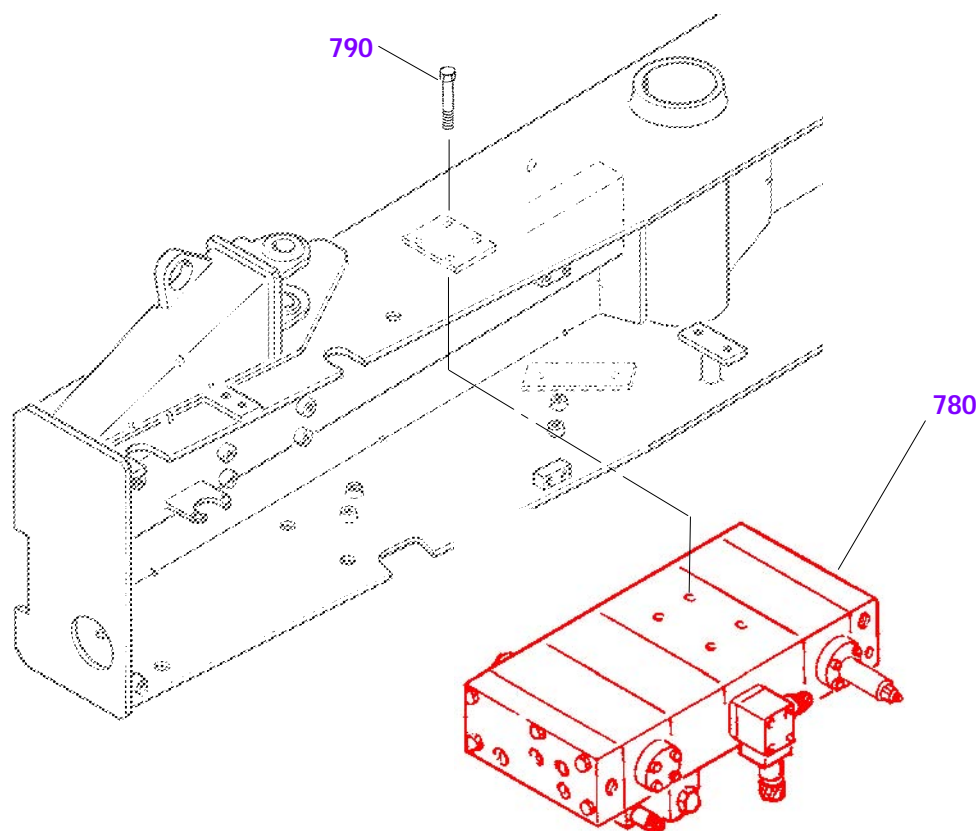
: 94471
: 86474996

N° 10889
10 / 1998
revision 03

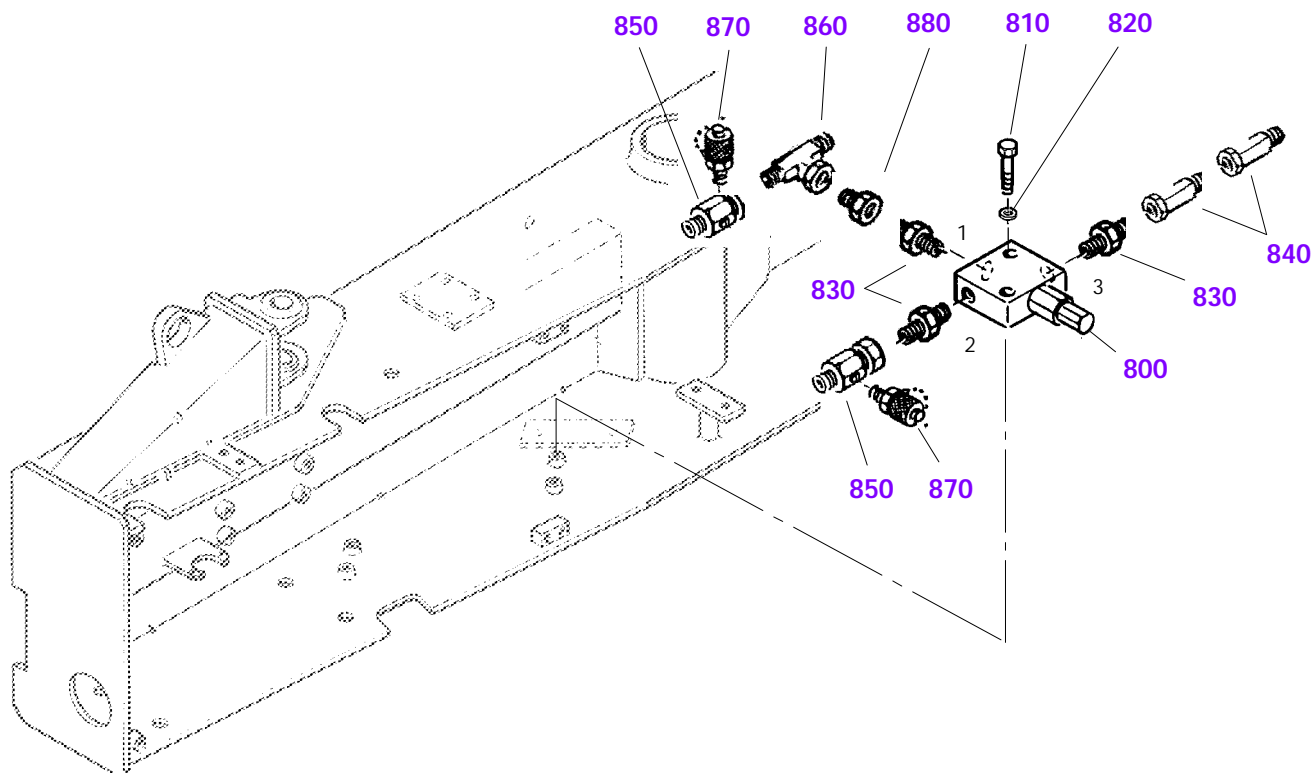
Item	CPN	Ref.	Qty	Part name	Désignation	Page
				Oscillation / HP / Dust collector	Oscillation / HP / Capteur	
420	86424454	92813	4	M8, hex. head screw	Vis H M8	
430	86233962	9193	4	Washer	Rondelle	
440	86482189	94781	1	Bar	Plat	
450	86424470	92821	4	M10, hex. head screw	Vis H M10	
460	86335841	65038	1	Base plate	Plaque de base	
470	95219721	10069	1	Adapter	Adapteur	
480	86251840	19721	2	Plug	Bouchon	
490	95279485	8860	1	Adapter	Adapteur	
500	95279501	16150	2	Adapter	Adapteur	
510	95416731	71281	1	T piece	Té	
520	95219713	8152	1	Adapter	Adapteur	
530	95263398	11255	1	Adapter	Adapteur	
540	86222007	43736	1	Electrovalve including :	Electro-distributeur compr. :	
	86221835	52117	2	(Solenoïd	(Solénoïde	
	86226875	3601	4	(O'ring	(Joint torique	
	86355617	74278	1	(Spare kit	(Pochette rechange	
550	86372695	79669	1	Pressure limiter	Limiteur de pression	
560	86448537	93109	4	M5, socket head screw	Vis CHc M5	
570	95279535	14909	1	Adapter	Adapteur	
580	86249927	18733	2	Plug	Bouchon	
590	95326930	76747	1	Adapter	Adapteur	
600	95352738	18919	1	Adapter	Adapteur	
610	95221107	16968	1	T piece	Té	
620	86247723	17412	1	Plug	Bouchon	
630	86349354	71568	1	Sequence valve	Valve de séquence	
640	86355435	74209	2	Solenoid valve each including :	Electro-distributeur comprenant chacun :	
	86223666	74158	1	(Solenoïd	(Solénoïde	
	86226875	3601	4	(O'ring	(Joint torique	
	86355617	74278	1	(Spare kit	(Pochette rechange	
650	86348919	71354	4	M5, socket head screw	Vis CHc M5	
660	96709076	59661	4	M5, socket head screw	Vis CHc M5	
670	86361425	76566	1	Restrictor adapter	Adapteur gicleur	
680	86361391	76561	1	Oil restrictor (Ø 1mm)	Gicleur (Ø 1mm)	



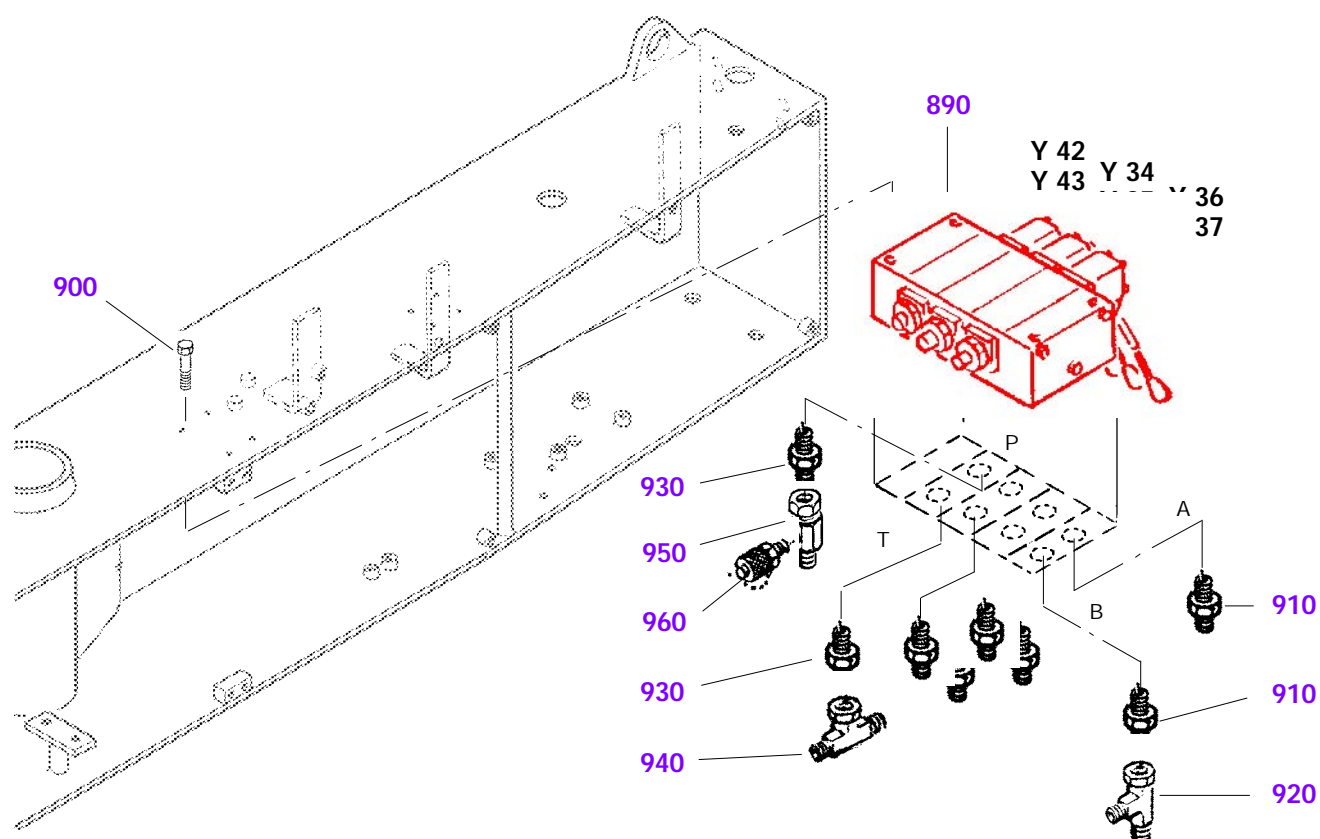
Item	CPN	Ref.	Qty	Part name	Désignation	Page
				Connector	Connecteur	
690	86286739	41265	1	Connector	Connecteur	
700	86478393	93028	2	M8, socket head screw	Vis CHc M8	
710	86303377	50111	2	Washer	Rondelle	
720	86350543	72051	2	Check valve	Clapet anti-retour	
730	95220976	28311	2	Adapter	Adapteur	
740	86249927	18733	1	Plug	Bouchon	
750	95263398	11255	3	Adapter	Adapteur	
760	95352738	18919	2	Adapter	Adapteur	
770	86247723	17412	1	Plug	Bouchon	



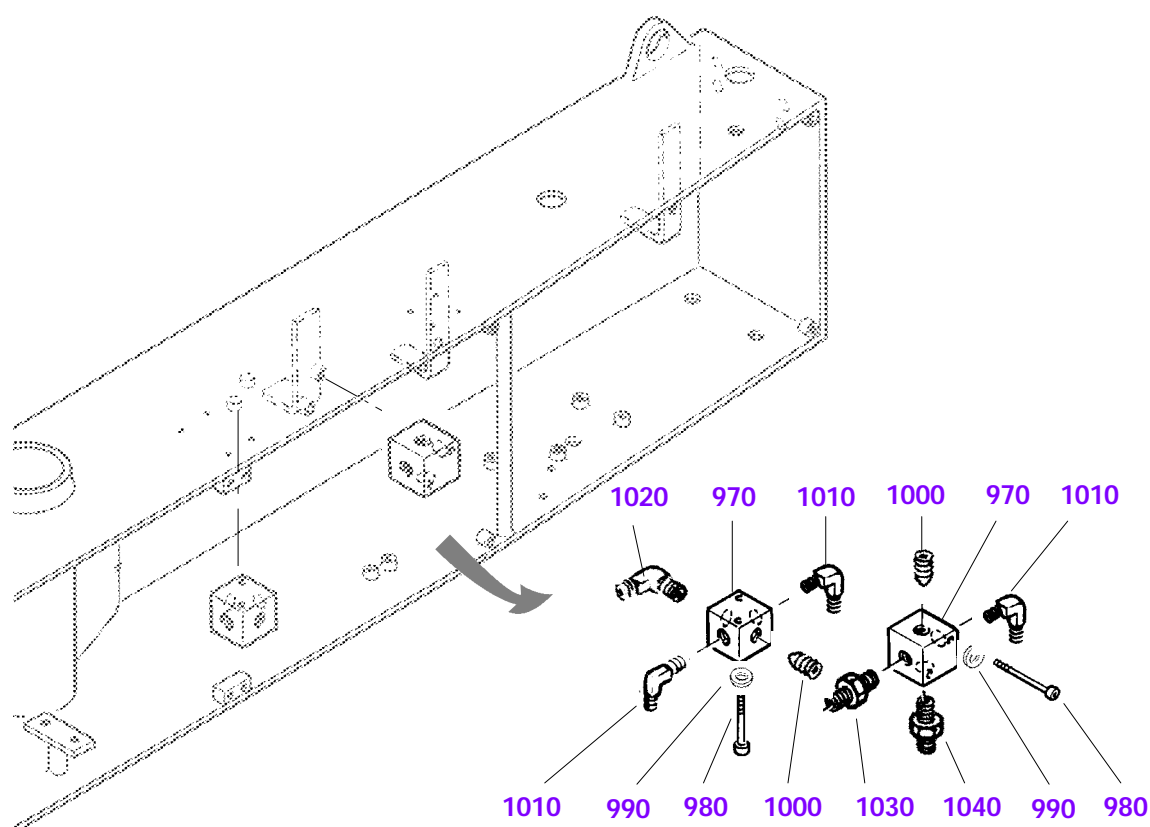
Item	CPN	Ref.	Qty	Part name	Désignation	Page
				Drifter controls	Commandes perforateur	
780	86475886	94515	1	Drifter controls See chapter 7	Commandes perforateur Voir chapitre 7	
790	86424488	92830	4	M12, hexa. head screw	Vis H M12	



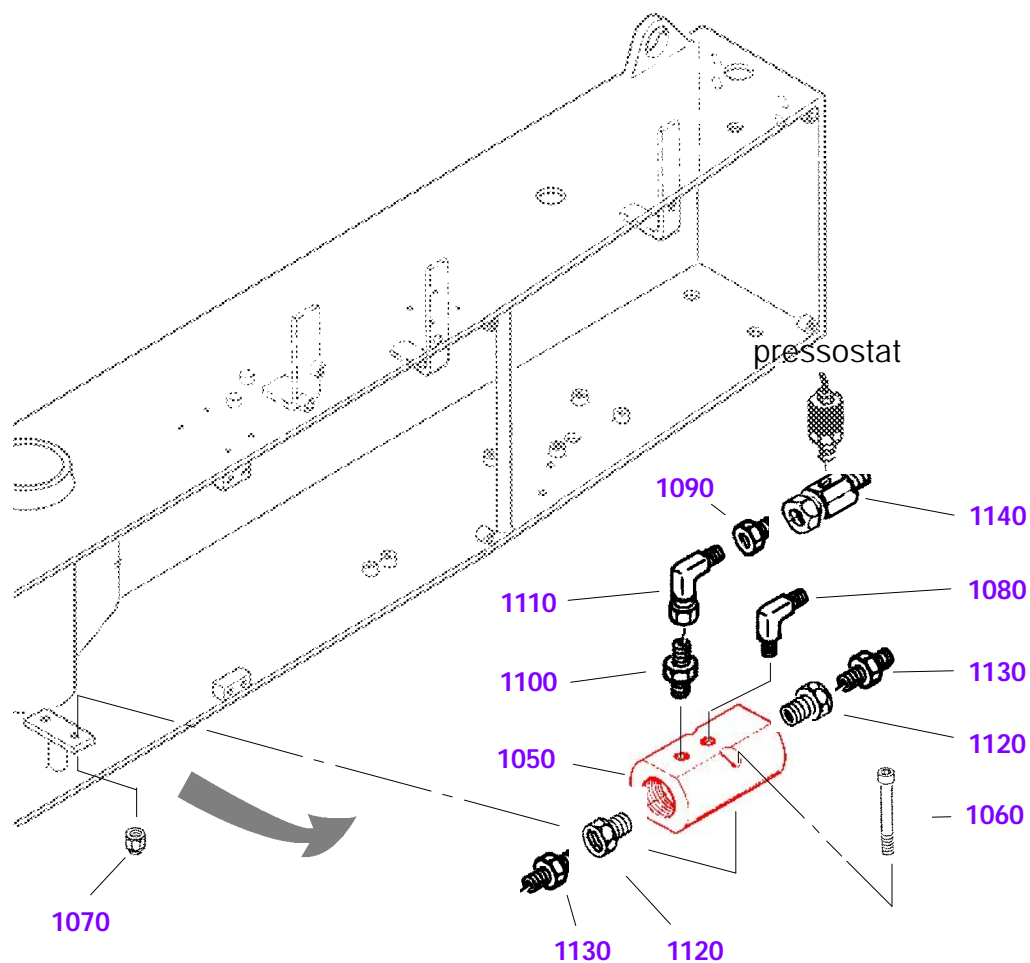
Item	CPN	Ref.	Qty	Part name	Désignation	Page
				Feed brake release : sequence valve	Valve de séquence de défreinage	
800	86423688	91787	1	Sequence valve	Valve de séquence	
810	86452034	94262	2	M8, hex. head screw	Vis H M8	
820	86303377	50111	2	Washer	Rondelle	
830	86270600	30486	3	Adapter	Adapteur	
840	95416731	71281	2	T piece	Té	
850	86313376	55012	2	T piece	Té	
860	95489837	71276	1	T piece	Té	
870	86246766	17112	2	Pressure socket	Prise de pression	
880	86448529	91604	1	Restrictor adapter (Ø 1mm)	Adapteur gicleur (Ø 1mm)	



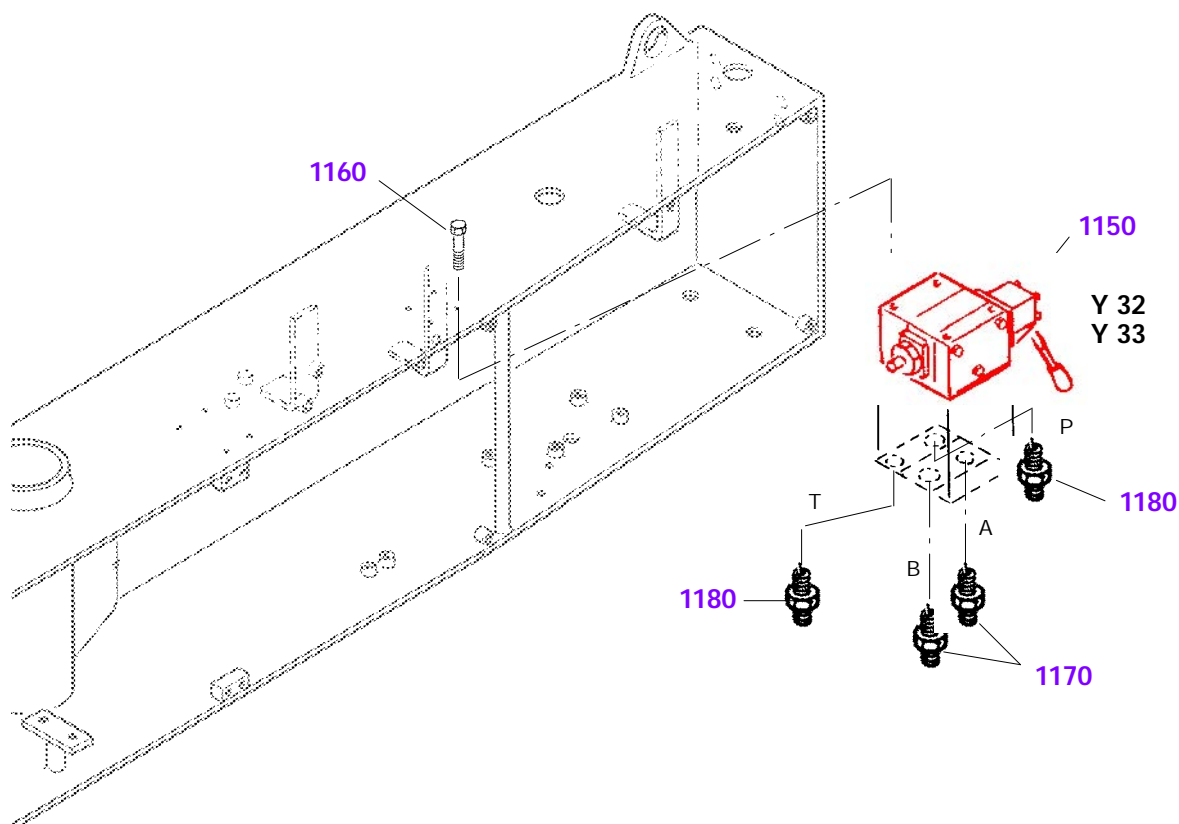
Item	CPN	Ref.	Qty	Part name	Désignation	Page
				Drifter percussion + fast feed valve	Distributeur frappe + avance rapide	
890	86476421	94548	1	Solenoid valve	Electro-distributeur	28
900	86424462	92814	4	M8, hex. head screw	Vis H M8	
910	86270618	30487	6	Adapter	Adapteur	
920	95447645	71282	1	T piece	Té	
930	86400660	86726	2	Adapter	Adapteur	
940	95951448	71279	1	T piece	Té	
950	86313400	55015	1	T piece	Té	
960	86246766	17112	1	Pressure socket	Prise de pression	



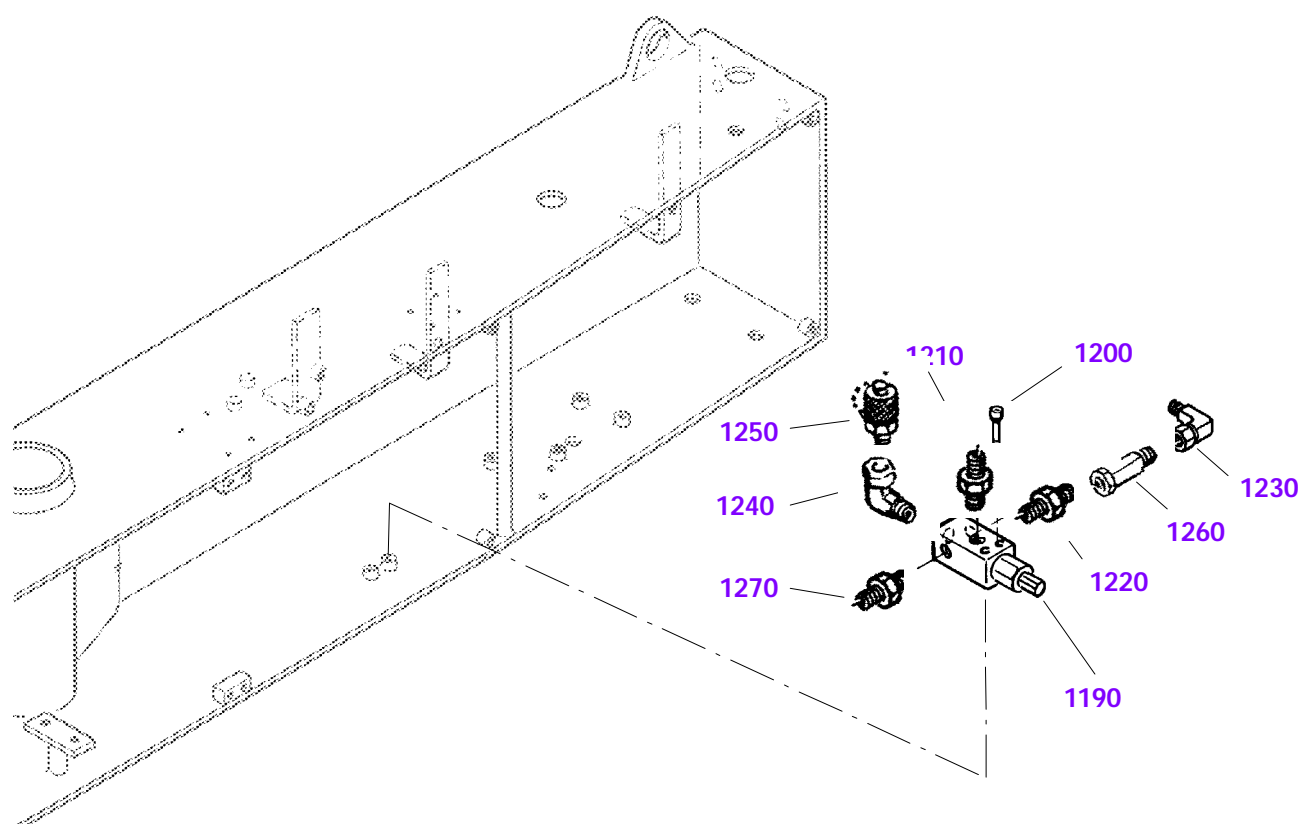
Item	CPN	Ref.	Qty	Part name	Désignation	Page
				Connectors P2	Connecteurs P2	
970	86286754	41267	2	Connector	Connecteur	
980	86478393	93028	4	M6, socket head screw	Vis CHc M6	
990	86303377	50111	4	Washer	Rondelle	
1000	86261781	25061	2	Plug	Bouchon	
1010	95279394	25716	3	Adapter	Adapteur	
1020	95286902	34295	1	Adapter	Adapteur	
1030	95219754	34294	1	Adapter	Adapteur	
1040	95279311	25714	1	Adapter	Adapteur	



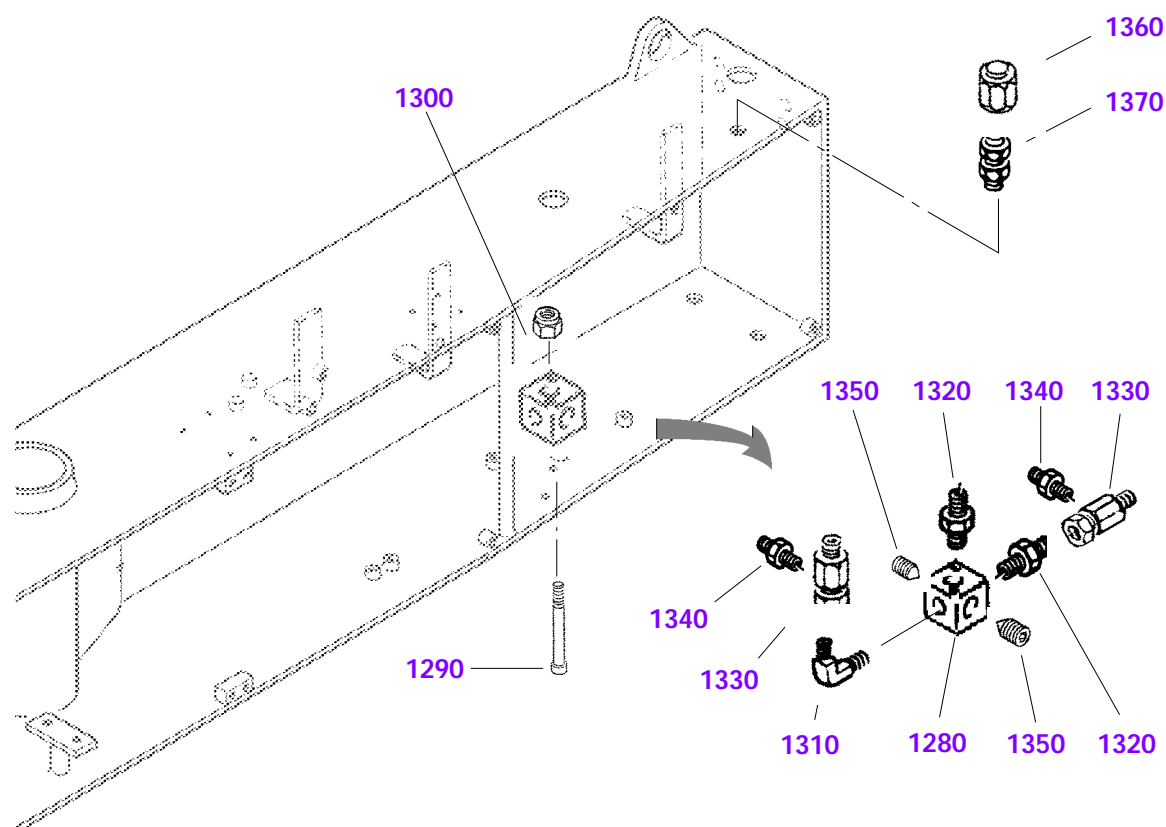
Item	CPN	Ref.	Qty	Part name	Désignation	Page
				Air flushing valve	Injection d'air	
1050	86343365	68529	1	Air flow detector	Clapet de détection d'air	26
1060	86446952	94152	2	M8, socket head screw	Vis CHc M8	
1070	86236197	10840	2	M8, lock nut	Ecrou HFR M8	
1080	95209094	11501	1	Adapter	Adapteur	
1090	86361425	76566	1	Restrictor adapter	Adapteur gicleur	
1100	95316972	8153	1	Adapter	Adapteur	
1110	95326930	76747	1	Adapter	Adapteur	
1120	86242732	15574	2	Nipple	Mamelon	
1130	95219762	17365	2	Adapter	Adapteur	
1140	86332343	63578	1	T piece	Té	



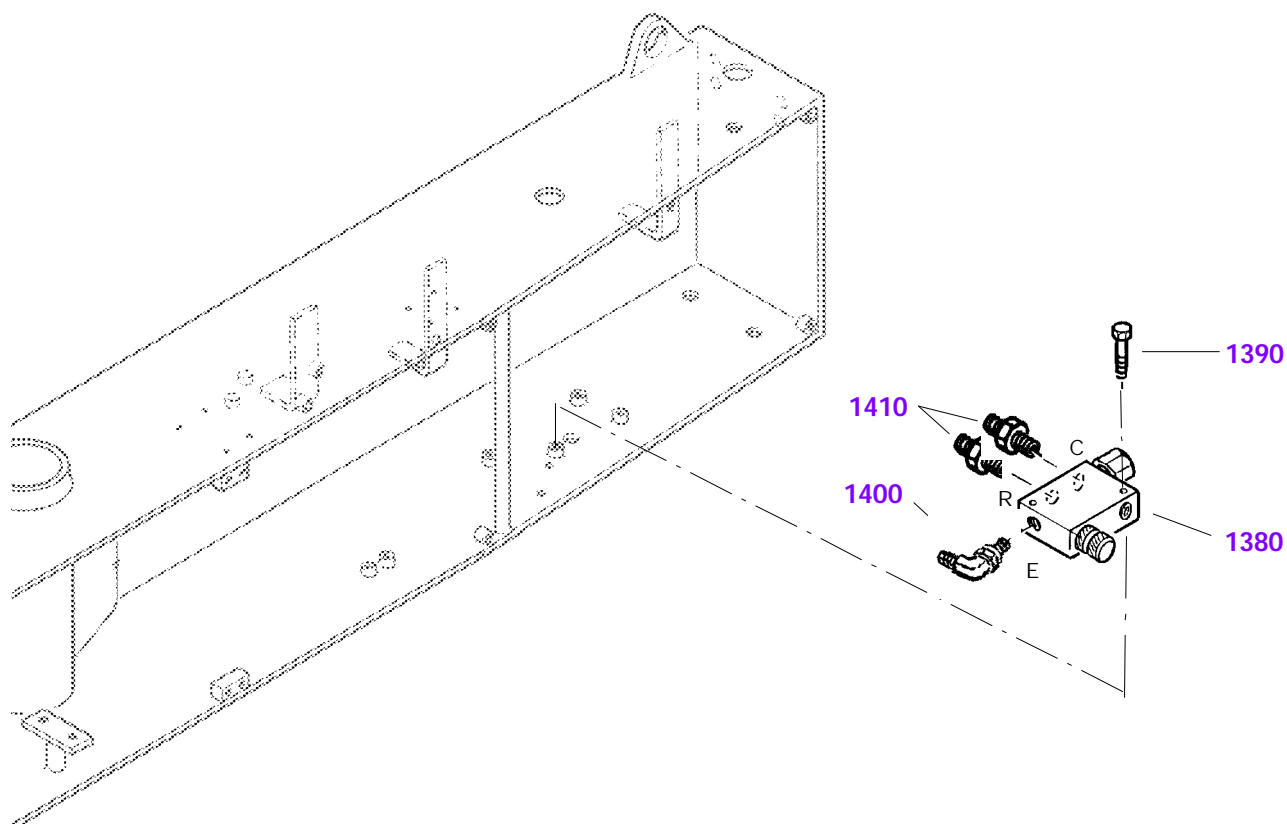
Item	CPN	Ref.	Qty	Part name	Désignation	Page
				Drifter rotation valve	Distributeur rotation	
1150	86476413	94547	1	Solenoid valve	Electro-distributeur	28
1160	86424462	92814	4	M8, hex. head screw	Vis H M8	
1170	86270618	30487	2	Adapter	Adapteur	
1180	86296084	46059	2	Adapter	Adapteur	



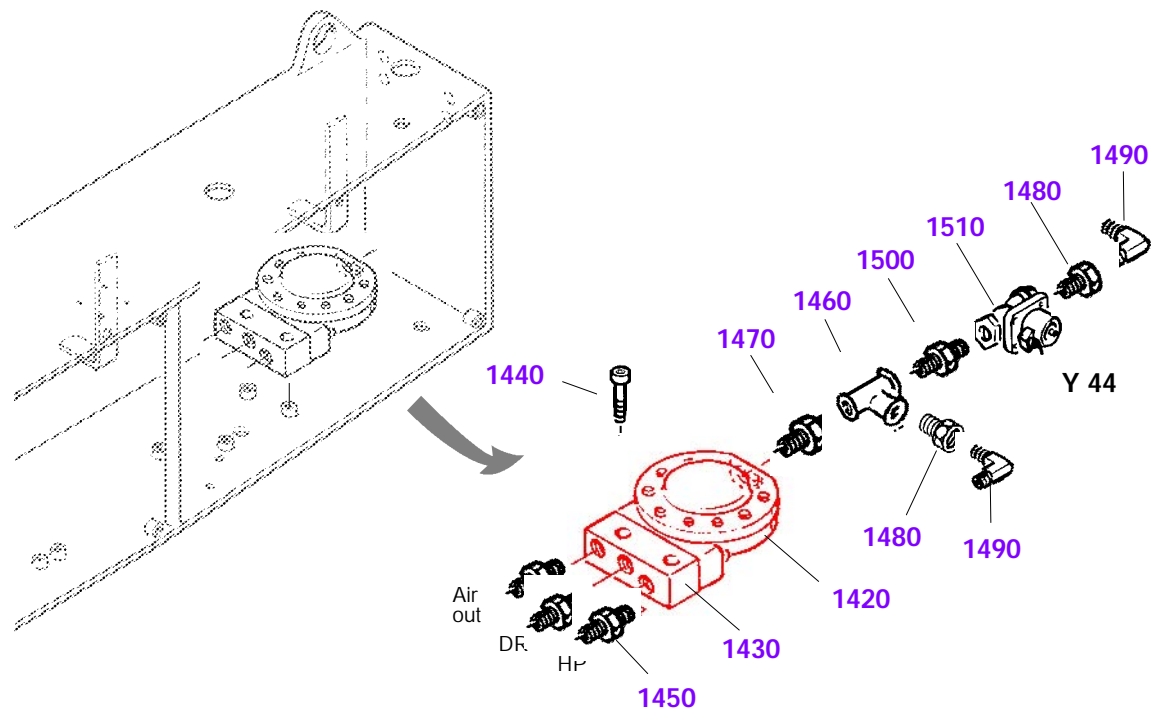
Item	CPN	Ref.	Qty	Part name	Désignation	Page
				Relief valve	Clapet de décharge	
1190	86273844	32639	1	Pressure limiter including :	Limiteur de pression compr. :	
	86279635	36314	1	(Cartridge	(Cartouche	
1200	86485794	93007	2	M5, socket head screw	Vis CHc M5	
1210	95279311	25714	1	Adapter	Adapteur	
1220	95219739	59119	1	Adapter	Adapteur	
1230	95279501	79072	1	Adapter	Adapteur	
1240	95279998	28310	1	Adapter	Adapteur	
1250	86246766	17112	1	Pressure socket	Prise de pression	
1260	95416731	71281	1	T piece	Té	
1270	95219747	8745	1	Adapter	Adapteur	



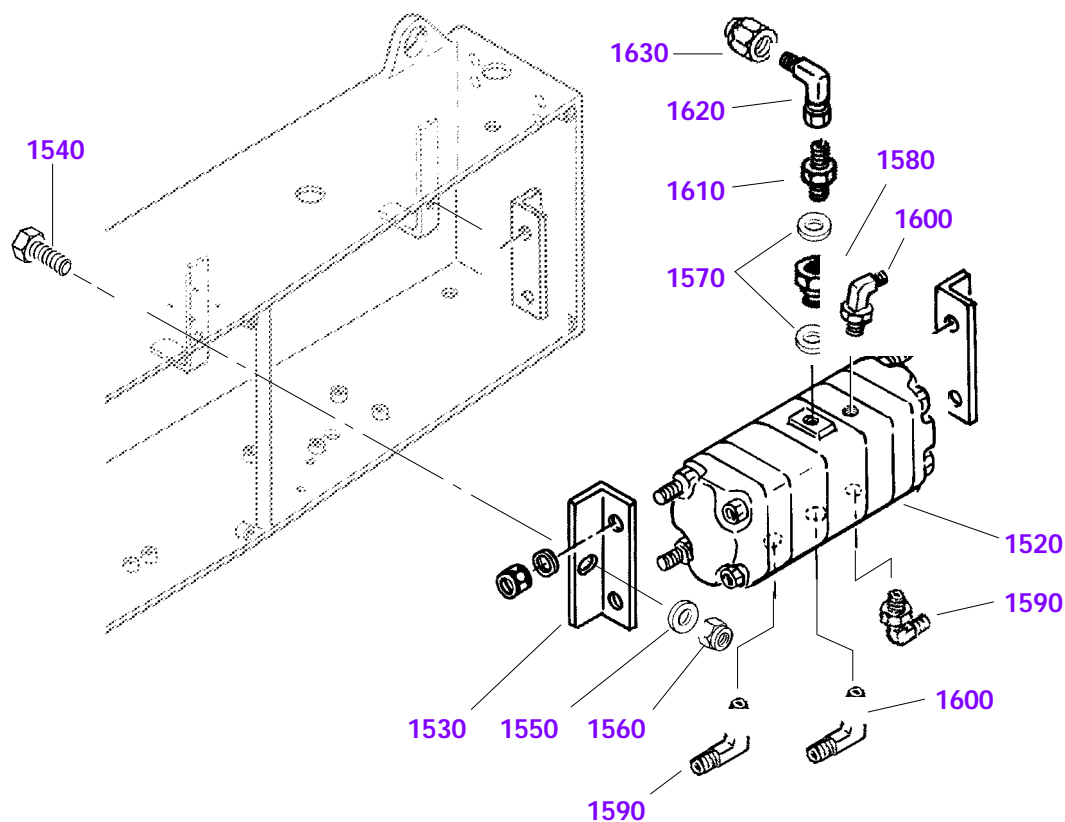
Item	CPN	Ref.	Qty	Part name	Désignation	Page
				Drain connector	Connecteur drain	
1280	86332046	63480	1	Connector	Connecteur	
1290	86446952	94152	2	M8, socket head screw	Vis CHc M8	
1300	86236197	10840	2	M8, lock nut	Ecrou HFR M8	
1310	95279535	14909	1	Adapter	Adapteur	
1320	95219721	10069	2	Adapter	Adapteur	
1330	86313376	55012	2	T piece	Té	
1340	95316972	8153	2	Adapter	Adapteur	
1350	86251840	19721	2	Plug	Bouchon	
1360	86247723	17412	1	Plug	Bouchon	
1370	95364964	32440	1	Cross piece	Traversée de cloison	



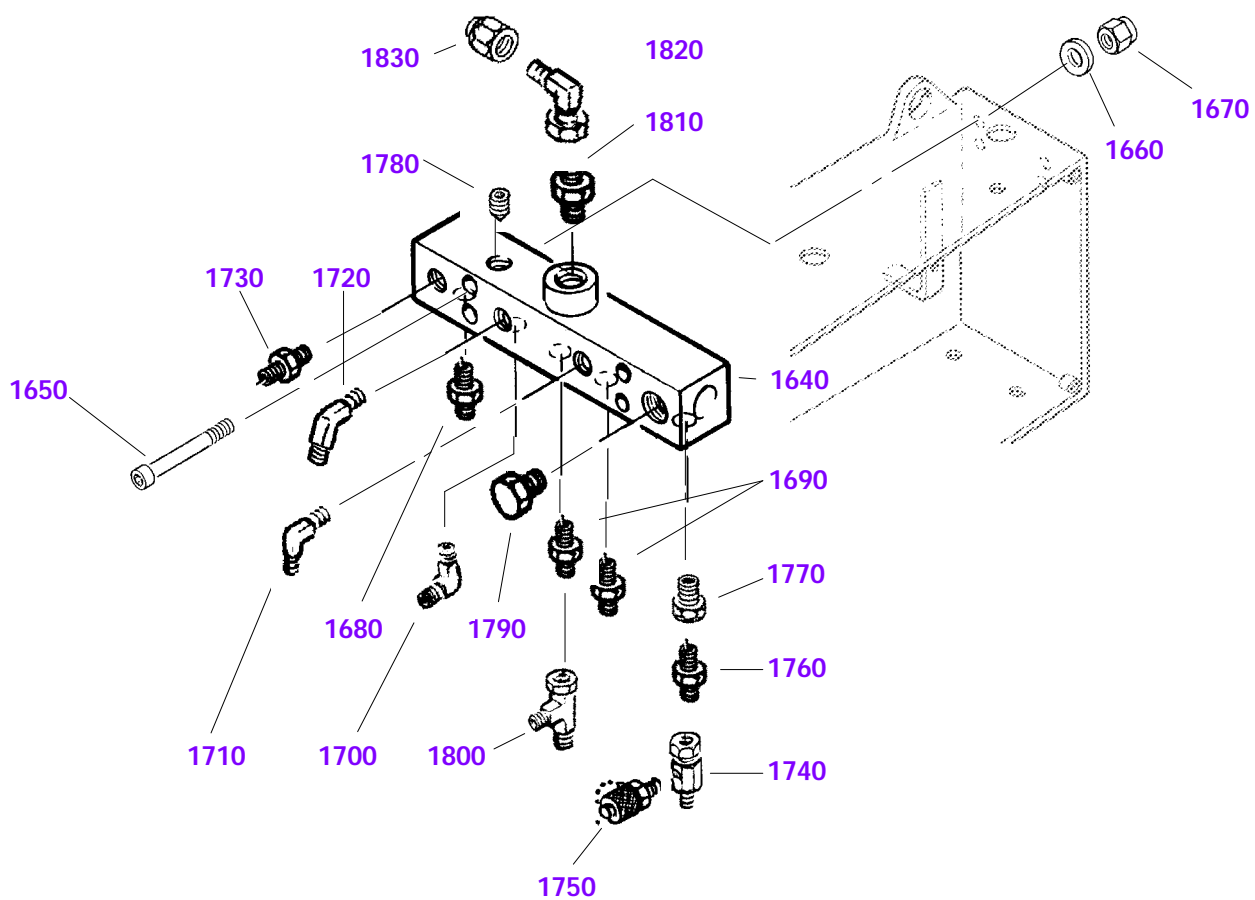
Item	CPN	Ref.	Qty	Part name	Désignation	Page
				Flow divider	Diviseur de débit prioritaire	
1380	86484631	94912	1	Divider	Diviseur	
1390	86485802	92936	2	M6, hex. head screw	Vis H M6	
1400	86330107	62626	1	Adapter	Adapteur	
1410	86266301	27611	2	Adapter	Adapteur	



Item	CPN	Ref.	Qty	Part name	Désignation	Page
				Air flushing valve	Valve pilote d'air	
1420	86341138	67318	1	Valve	Valve	27
1430	86343340	68523	1	Base plate	Plaque de base	
1440	86420882	93033	2	M10, socket head screw	Vis CHc M10	
1450	95316972	8153	3	Adapter	Adapteur	
1460	92351873	12268	1	T piece	Té	
1470	95323358	59118	1	Adapter	Adapteur	
1480	52244142	15453	2	Adapter	Adapteur	
1490	95279485	8860	2	Adapter	Adapteur	
1500	95315214	21926	1	Adapter	Adapteur	
1510	86300274	48678	1	Electrovalve including :	Electro-distributeur compr. :	
	86220183	68991	1	(Solenoïd	(Solénoïde	



Item	CPN	Ref.	Qty	Part name	Désignation	Page
				Flow divider	Diviseur de débit	
1520	86480894	94705	1	Flow divider	Diviseur de débit	
1530	86346400	70161	2	Iron corner	Cornière	
1540	86424496	92839	2	M16, hex. head screw	Vis H M16	
1550	86303344	50108	2	Washer	Rondelle	
1560	86226123	2845	2	M16, Lock nut	Ecrou HFR M16	
1570	86310885	53766	2	BS ring	Bague BS	
1580	86481512	94765	1	Adapter	Adapteur	
1590	86361912	76728	2	Adapter	Adapteur	
1600	86308483	52247	2	Adapter	Adapteur	
1610	86395506	85392	1	Adapter	Adapteur	
1620	86483005	94846	1	Adapter	Adapteur	
1630	86311131	53952	1	Plug	Bouchon	
				<u>OPTION</u>	<u>OPTION</u>	
1610	86299203	47892	1	Adapter	Adapteur	
1620	86299245	47897	1	Adapter	Adapteur	
1630	86295870	45968	1	Plug	Bouchon	

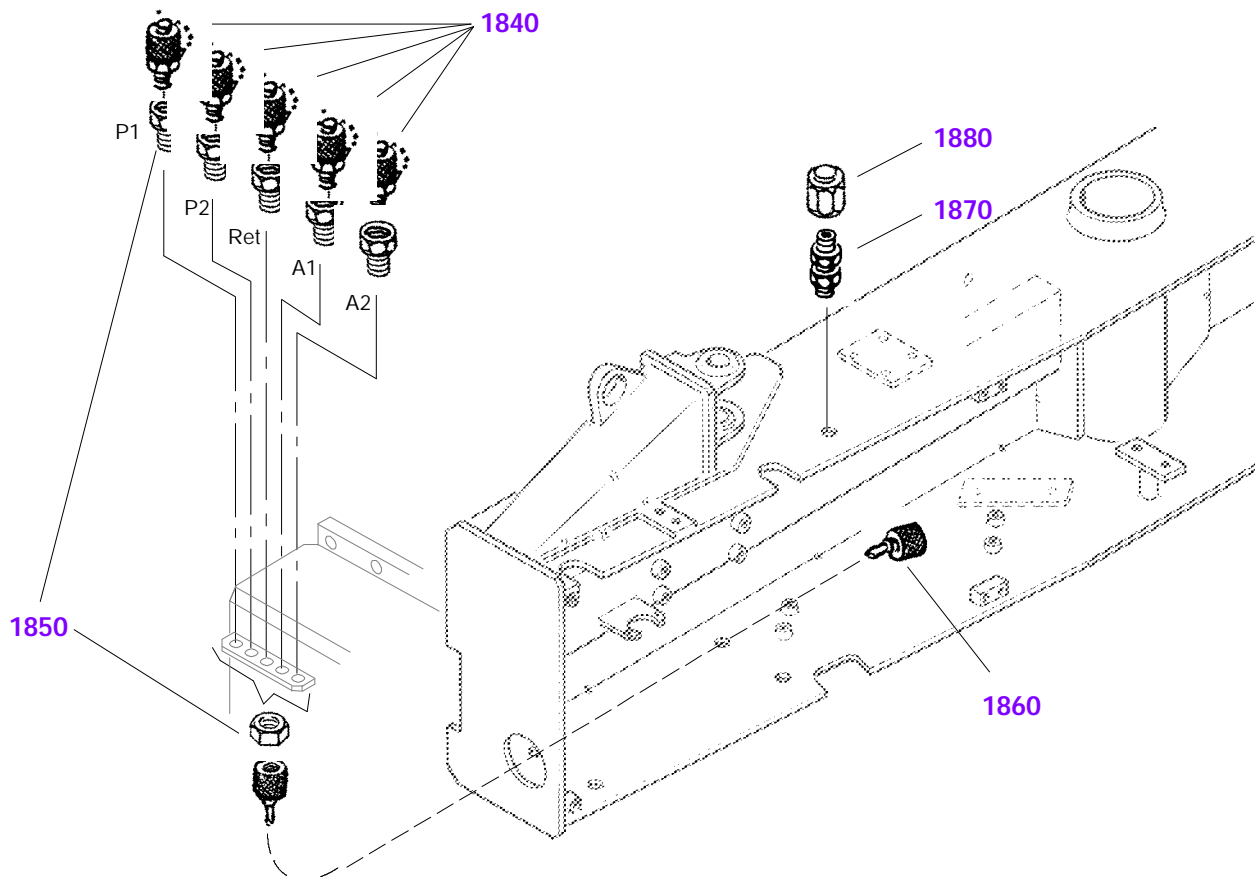


Matériel électro-hydraulique
Electro-hydraulic equipment

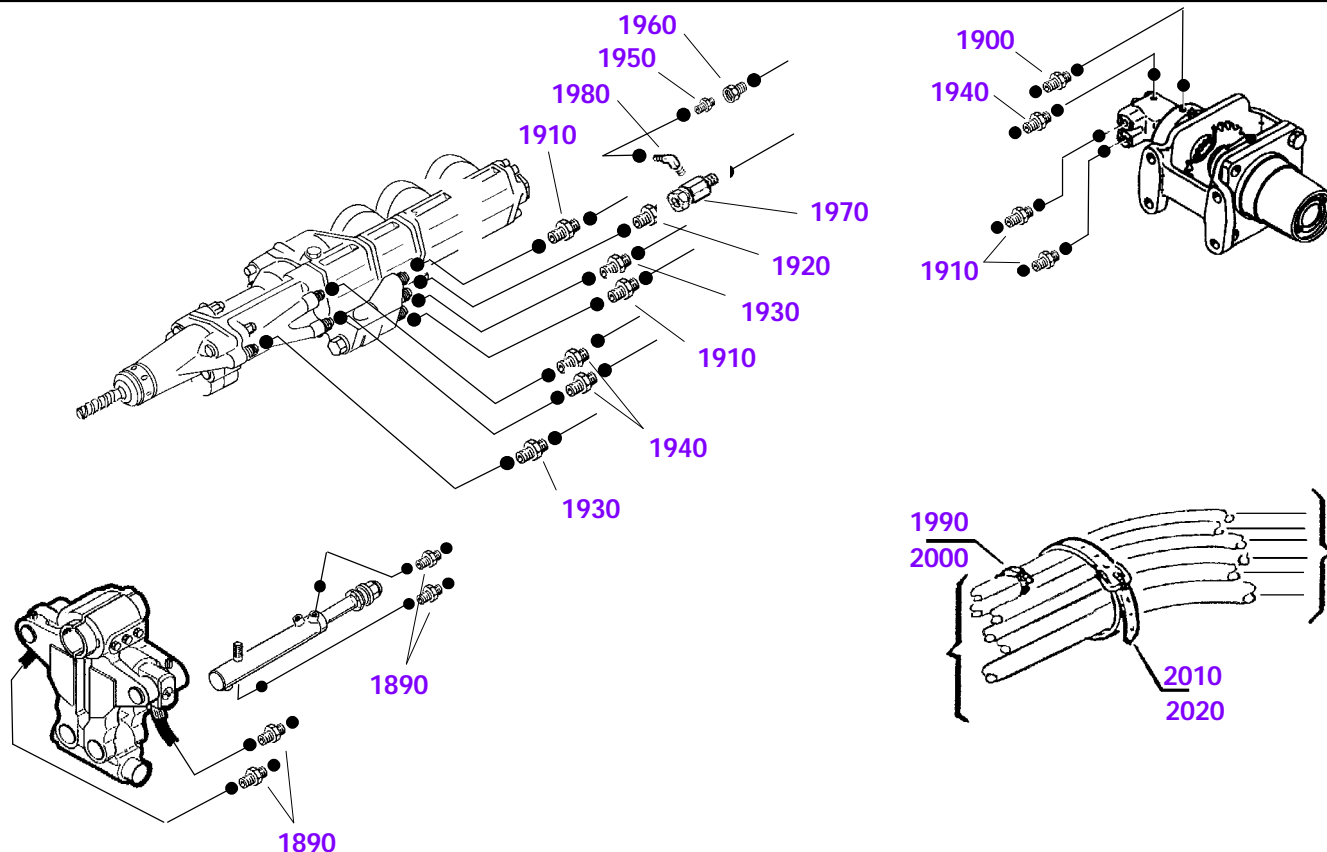
: 94471
: 86474996

N° 10889
10 / 1998
revision 03

Item	CPN	Ref.	Qty	Part name	Désignation	Page
				LP connector	Connecteur retour	
1640	86481538	94764	1	Connector	Connecteur	
1650	86446945	94151	4	M10, socket head screw	Vis CHc M10	
1660	86235678	10510	4	Washer	Rondelle	
1670	86248531	17792	4	M10, lock nut	Ecrou HFR M10	
1680	95219747	8745	1	Adapter	Adapteur	
1690	95219721	10069	2	Adapter	Adapteur	
1700	95286902	34295	1	Adapter	Adapteur	
1710	95279535	14909	1	Adapter	Adapteur	
1720	95302204	25588	1	Adapter	Adapteur	
1730	95219754	34294	1	Adapter	Adapteur	
1740	86332343	63578	1	T piece	Té	
1750	86246766	17112	1	Pressure socket	Prise de pression	
1760	95219713	8152	1	Adapter	Adapteur	
1770	56932924	46850	1	Adapter	Adapteur	
1780	86261781	25061	1	Plug	Bouchon	
1790	86307345	51653	1	Plug	Bouchon	
1800	95416731	71281	1	T piece	Té	
1810	86482981	94844	1	Adapter	Adapteur	
1820	86483013	94847	1	Adapter	Adapteur	
1830	86311149	53953	1	Plug	Bouchon	
				<u>OPTION</u>	<u>OPTION</u>	
1810	86336427	65288	1	Adapter	Adapteur	
1820	86321544	59062	1	Adapter	Adapteur	
1830	86321858	59099	1	Plug	Bouchon	



Item	CPN	Ref.	Qty	Part name	Désignation	Page
				Pressure checking	Contrôle de pression	
1840	86246766	17112	5	Pressure socket	Prise de pression	
1850	86246782	17114	5	Adapter	Adapteur	
1860	86259470	23809	5	Pressure socket hose	Flexible prise pression	
1870	95364972	33083	1	Cross piece	Traversée de cloison	
1880	86233574	8658	1	Plug	Bouchon	

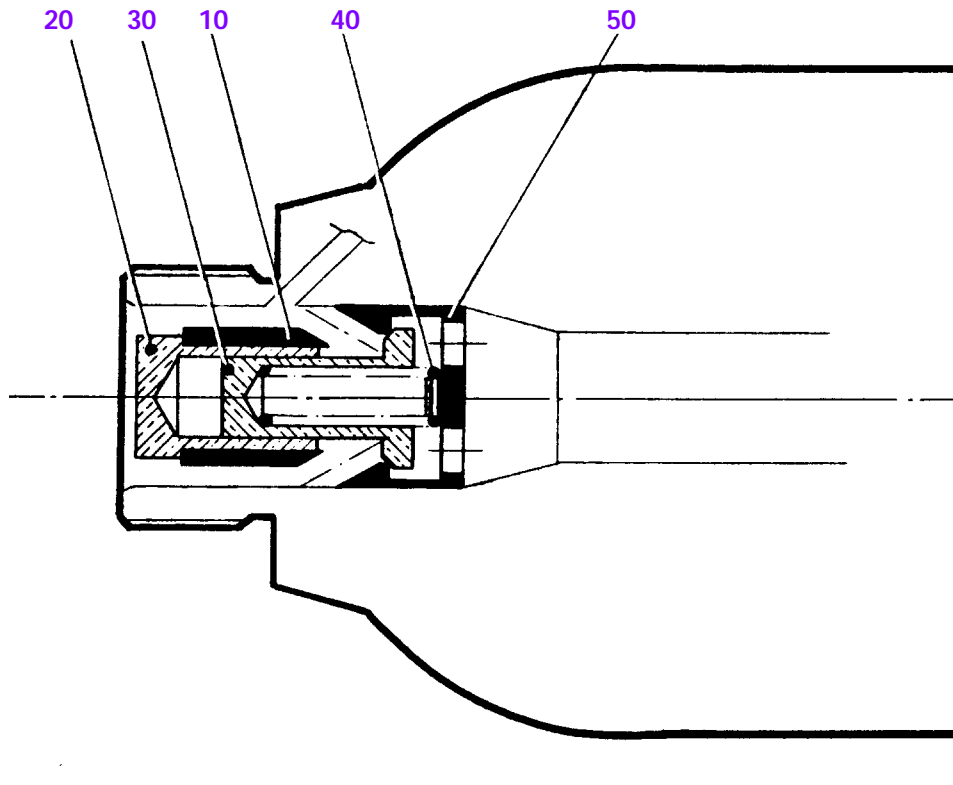


Item	CPN	Ref.	Qty	Part name	Désignation	Page
				Couplings	Raccords	
1890	95396875	17348	4	Adapter	Adapteur	
1900	95408597	24027	1	Adapter	Adapteur	
1910	95727194	26334	4	Adapter	Adapteur	
1920	95652160	18391	1	Adapter	Adapteur	
1930	95423075	17368	2	Adapter	Adapteur	
1940	95396867	17349	3	Adapter	Adapteur	
1950	95316972	8153	1	Adapter	Adapteur	
1960	86246782	17114	1	Adapter	Adapteur	
1970	86313400	55015	1	T piece	Té	
1980	95209094	11501	1	Adapter	Adapteur	
				Various	Divers	
1990	86260619	24316	50	Collar (290 mm)	Collier (290 mm)	
2000	86234986	10047	50	Collar (176 mm)	Collier (176 mm)	
2010	86377744	80965	10	Strap (350 mm)	Sangle (350 mm)	
2020	86377751	80966	30	Strap (450 mm)	Sangle (450 mm)	

Clapet de graisseur GM4
Valve for GM4 oiler

: 71879
: 86350147

N° 7501
10 / 1998
revision 02

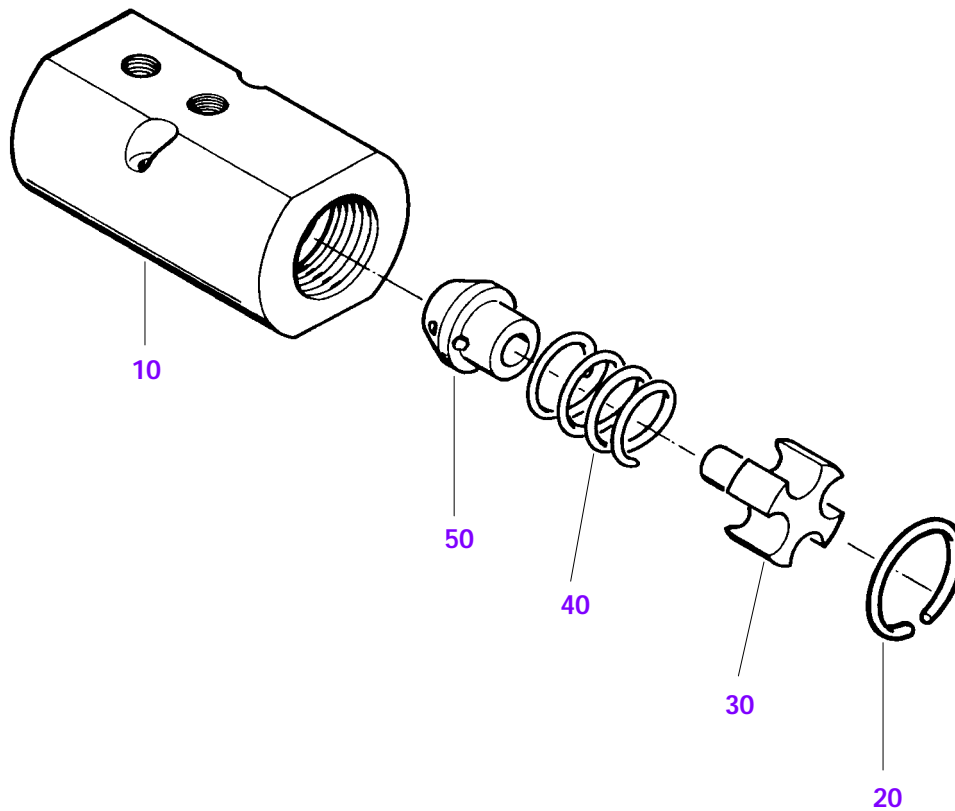


Item	CPN	Ref.	Qty	Part name	Désignation	Page
10	86350162	71881	1	Seat valve	Siège de clapet	
20	86337680	65766	1	Guide valve	Guide de clapet	
30	86337698	65767	1	Valve	Clapet	
40	86337706	65769	1	Spring	Ressort	
50	86350154	71880	1	Thrust	Butée	

Clapet de surpression
Relief valve

: 68529
: 86343365

N° 7162
10 / 1998
revision 02

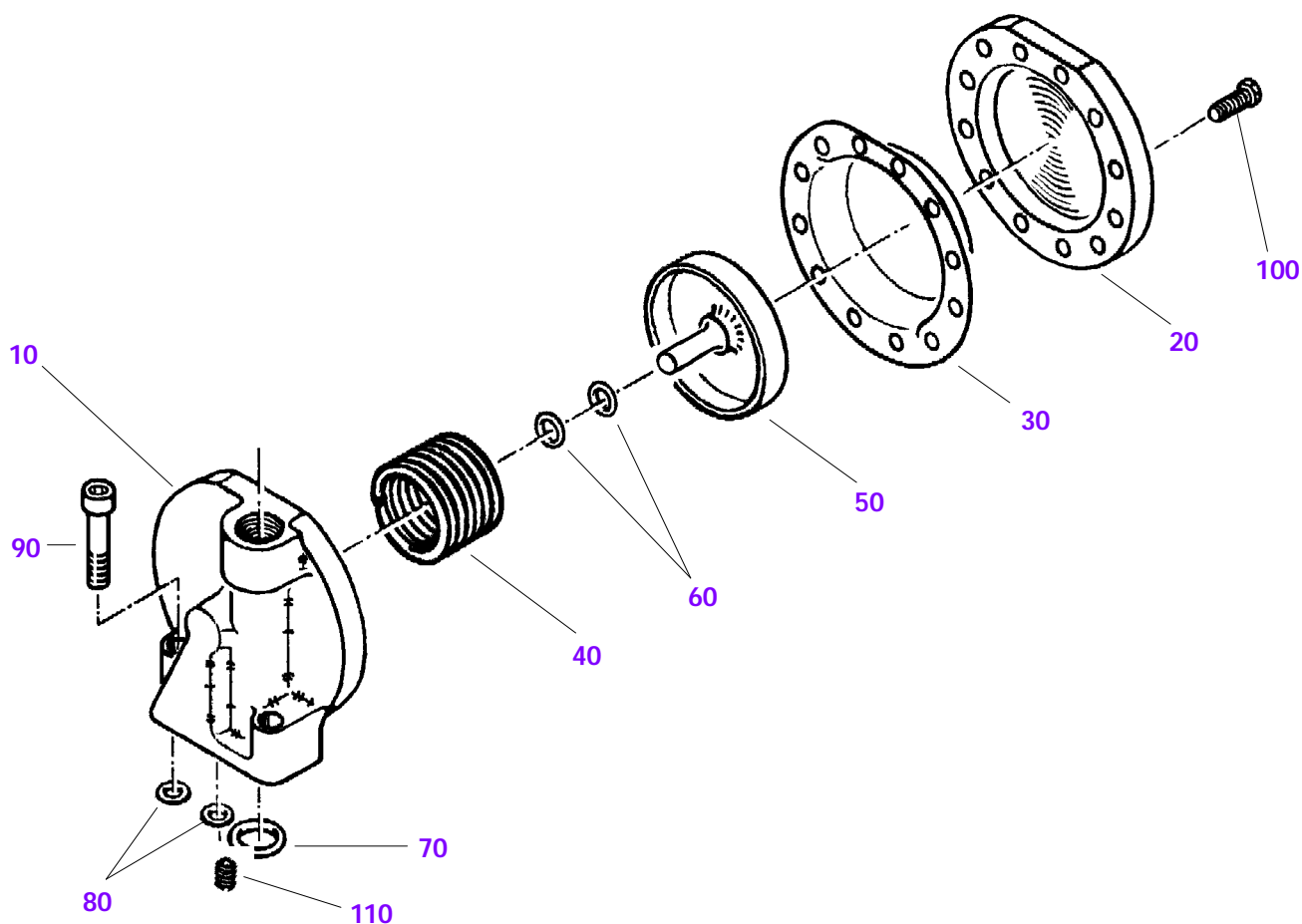


Item	CPN	Ref.	Qty	Part name	Désignation	Page
10	86343332	68522	1	Valve seat	Siège de clapet	
20	86343373	68534	1	Rush	Jonc	
30	86220175	68521	1	Valve guide	Guide clapet	
40	86220159	68519	1	Spring	Ressort	
50	86220167	68520	1	Valve	Clapet	

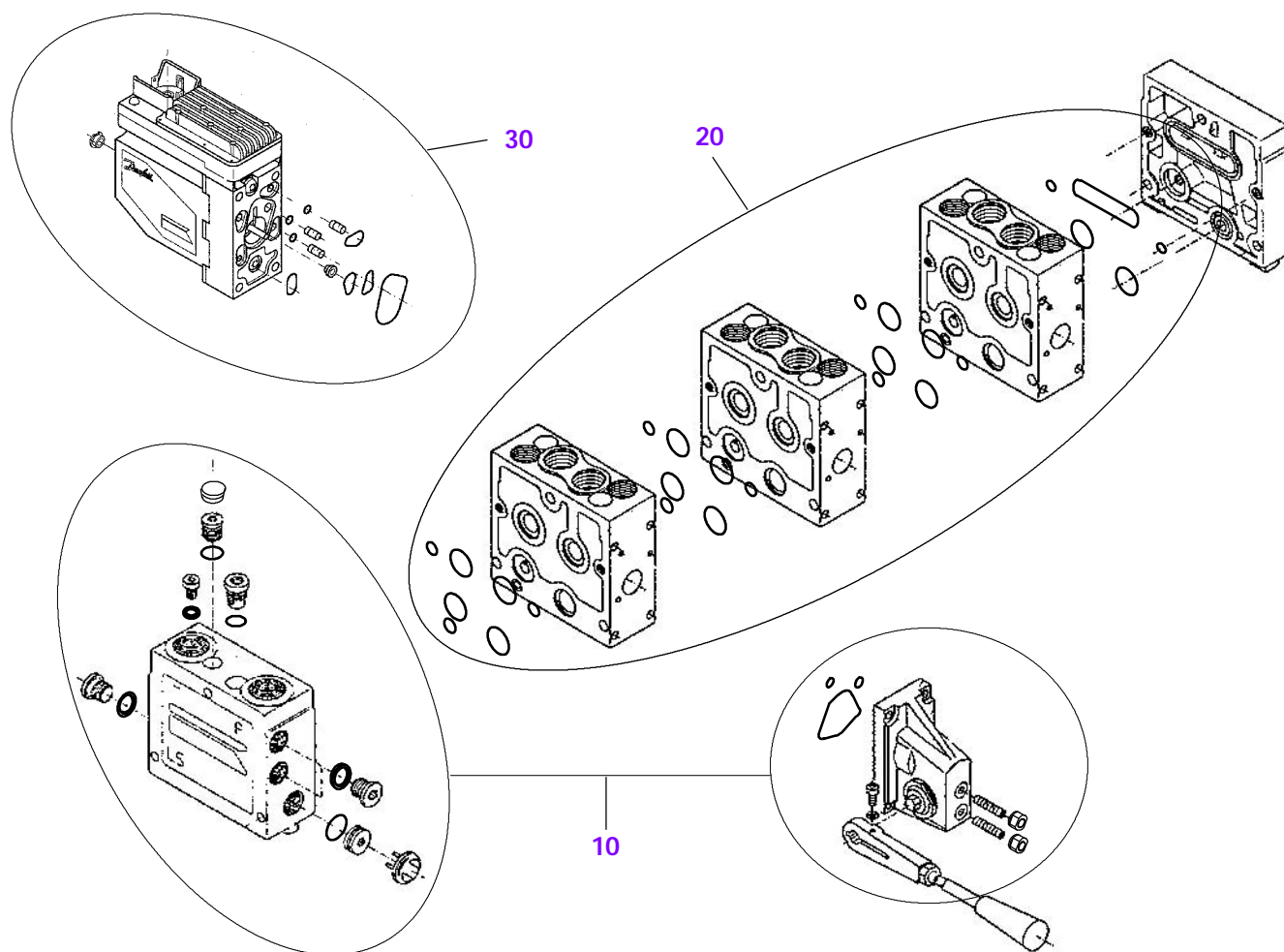
Valve pilot
Pilot valve

: 67318
: 86341138


N° 7075
10 / 1998
revision 02



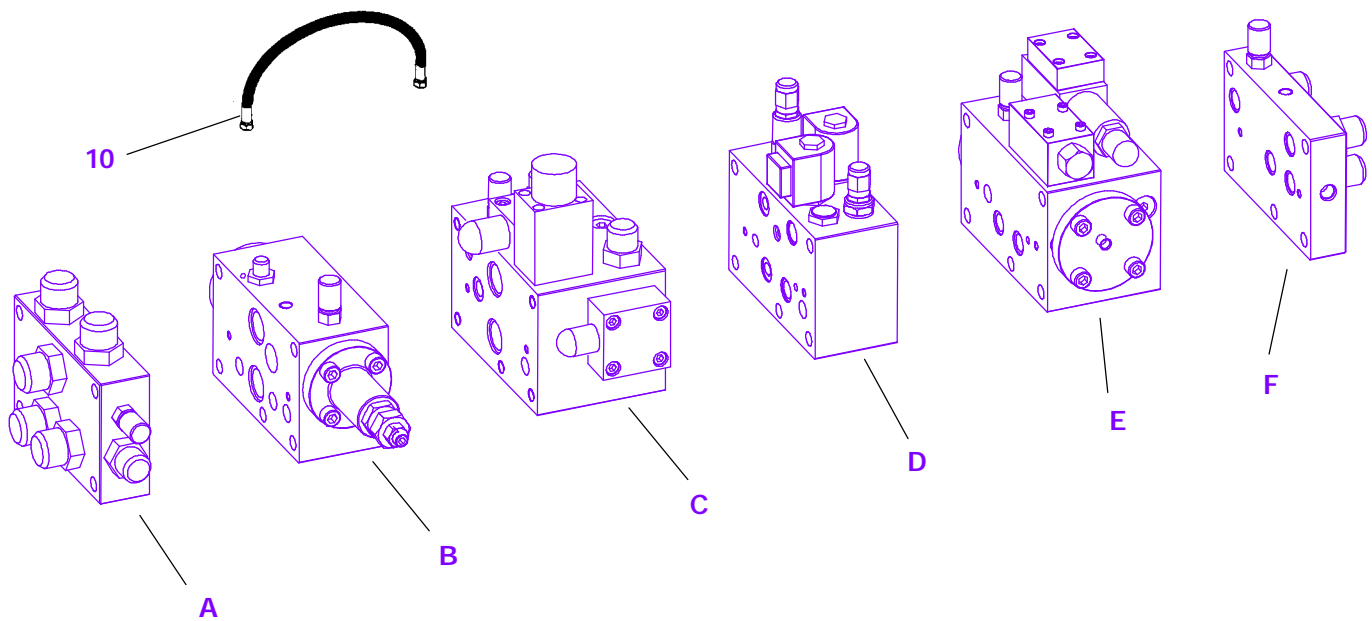
Item	CPN	Ref.	Qty	Part name	Désignation	Page
10	86354578	73858	1	Complete housing	Corps équipé	
20	86253713	20911	1	Case	Carter	
30	86222676	20912	1	Diaphragm	Membrane	
40	86340767	67142	1	Spring	Ressort	
50	86253911	20982	1	Piston	Piston	
60	86223104	6848	2	O'ring	Joint torique	
70	86226966	3713	1	O'ring	Joint torique	
80	86223740	3718	2	O'ring	Joint torique	
90	86420882	93033	2	M 10, socket head screw	Vis CHc M 10	
100	96702246	17205	12	M 6, hexa. screw	Vis H M 6	
110	86411667	89769	1	Oil restrictor	Gicleur	
				Separate mounting	Montage séparé	
				Reminder	Pour mémoire	
	86343340	68523	1	Base plate	Plaque de base	



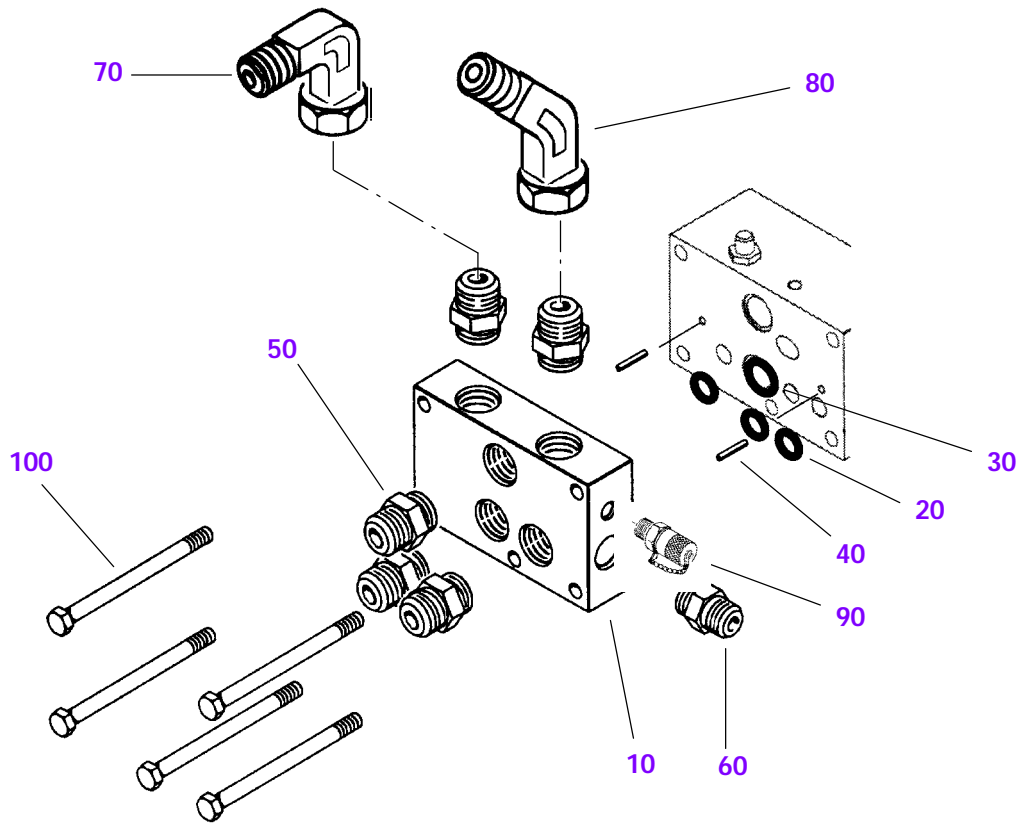
Item	CPN	Ref.	Qty	Part name	Désignation	Page
10	86494697	95463		Seal kit	Pochette de joints	
20	86494689	95462		Seal kit	Pochette de joints	
30	86399508	86348		Solenoid	Solénoïde	



DRILLING AUTOMATISMS
BLOC D'AUTOMATISMES

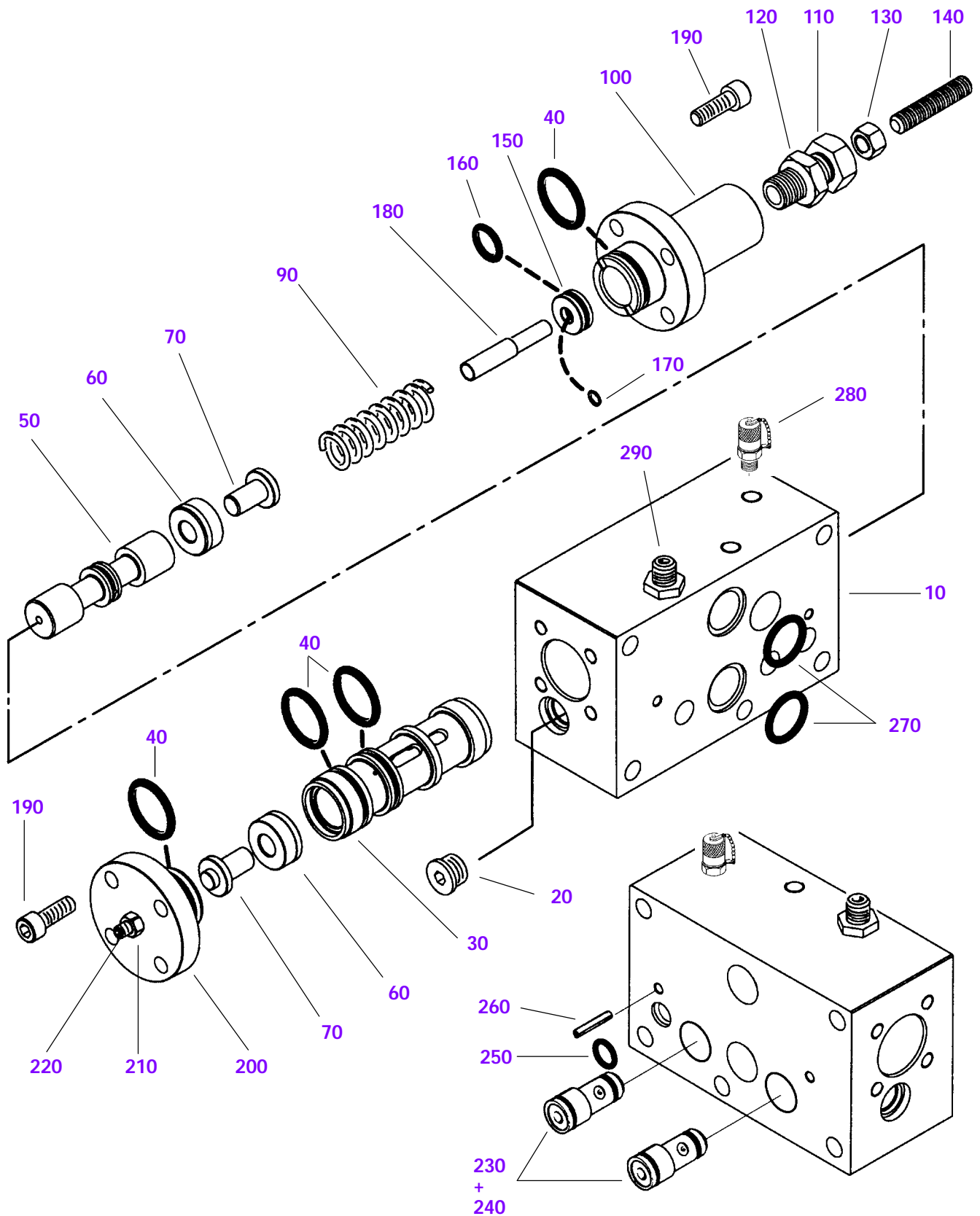


Item	CPN	Ref.	Qty	Part name	Désignation	Page
A				"Percussion" inlet plate	Plaque d'entrée "Frappe"	2
B				Percussion power regulator V3	Régulateur de frappe V3	4
C				Central part	Partie centrale	6
D				Synchronization	Partie synchronisation	8
E				Feed flow regulator V4	Régulateur d'avanceur V4	
F				"Feed" inlet plate	Plaque d'entrée "Avance"	11
10	86278579	35415	1	Hose	Flexible	
	86473964	94382	1	Seal kit containing : (All parts marked S	Pochette de joints comp. : (Toutes les pièces notées S	



Item	CPN	Ref.	Qty	Part name	Désignation	Page
				"Percussion" inlet plate	Plaque d'entrée "Frappe"	
S	10	86418134	93293	1	Plate	Plaque
S	20	86222791	13006	3	O'ring	Joint torique
S	30	86400413	86603	1	O'ring	Joint torique
	40	86221991	4344	2	Elastic pin	Goupille élastique
	50	95329983	22259	5	Adapter	Adapteur
	60	95415592	76101	1	Adapter	Adapteur
	70	95278990	79075	1	Adapter	Adapteur
	80	95403333	79071	1	Adapter	Adapteur
	90	86420072	93742	1	Pressure socket	Prise de pression
	100	96707179	60853	5	M12, Hex. head screw	Vis H M12

This page left blank intentionally.
Cette page est laissée blanche intentionnellement.

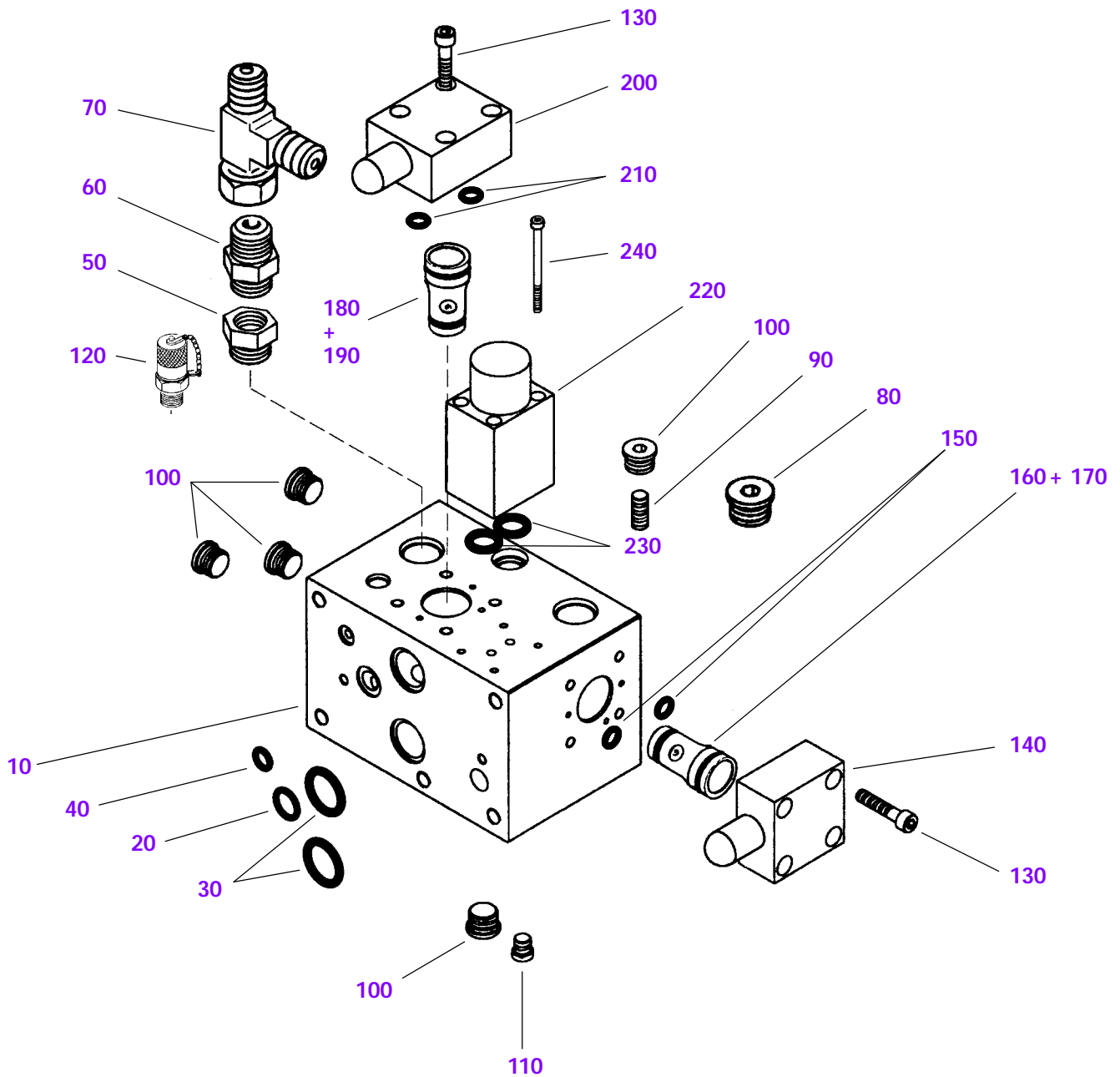


Commandes perforateur hyd.
Hyd. drifter control

: 94515
: 86475886

N° 10888 / 4
10 / 1999
revision 03

Item	CPN	Ref.	Qty	Part name	Désignation	Page
				V3 regulator	Régulateur V3	
	10 86417953	93162	1	Housing	Corps	
	20 86418357	93328	1	Threaded plug	Bouchon fileté	
	30 86502184	95906	1	Liner	Chemise	
S	40 86238706	12928	4	O'ring	Joint torique	
	50 86417979	93164	1	Slide	Tiroir	
	60 86418001	93167	2	Guide	Guide	
	70 86417987	93165	2	Tappet	Poussoir	
	80			Mark no more in use	Repère non utilisé	
	90 86290954	43582	1	Spring	Ressort	
	100 86418043	93172	1	Cover	Couvercle	
	110 86418050	93173	1	Screw	Vis	
	120 86418068	93174	1	Nut	Ecrou	
	130 86451853	94253	1	Nut	Ecrou	
	140 86448099	94178	1	Screw	Vis	
	150 86481660	94772	1	Guide	Guide	
S	160 86232014	7556	1	O'ring	Joint torique	
S	170 86272374	31708	1	O'ring	Joint torique	
	180 86481652	94771	1	Stop	Butée	
	190 96709167	7630	8	M10, Socket head screw	Vis CHc M10	
	200 86417995	93166	1	Cover	Couvercle	
	210 86325271	60763	1	Nut	Ecrou	
	220 96717632	60754	1	Screw	Vis	
	230 86417516	91769	2	Valve including :	Clapet comprenant :	
	240 86480753	94694	1	(Seal kit	(Pochette de joints	
S	250 86222791	13006	1	O'ring	Joint torique	
	260 86221991	4344	2	Elastic pin	Goupille élastique	
S	270 86400413	86603	2	O'ring	Joint torique	
	280 86420072	93742	1	Pressure socket	Prise de pression	
	290 86421377	93741	1	Adapter	Adapteur	

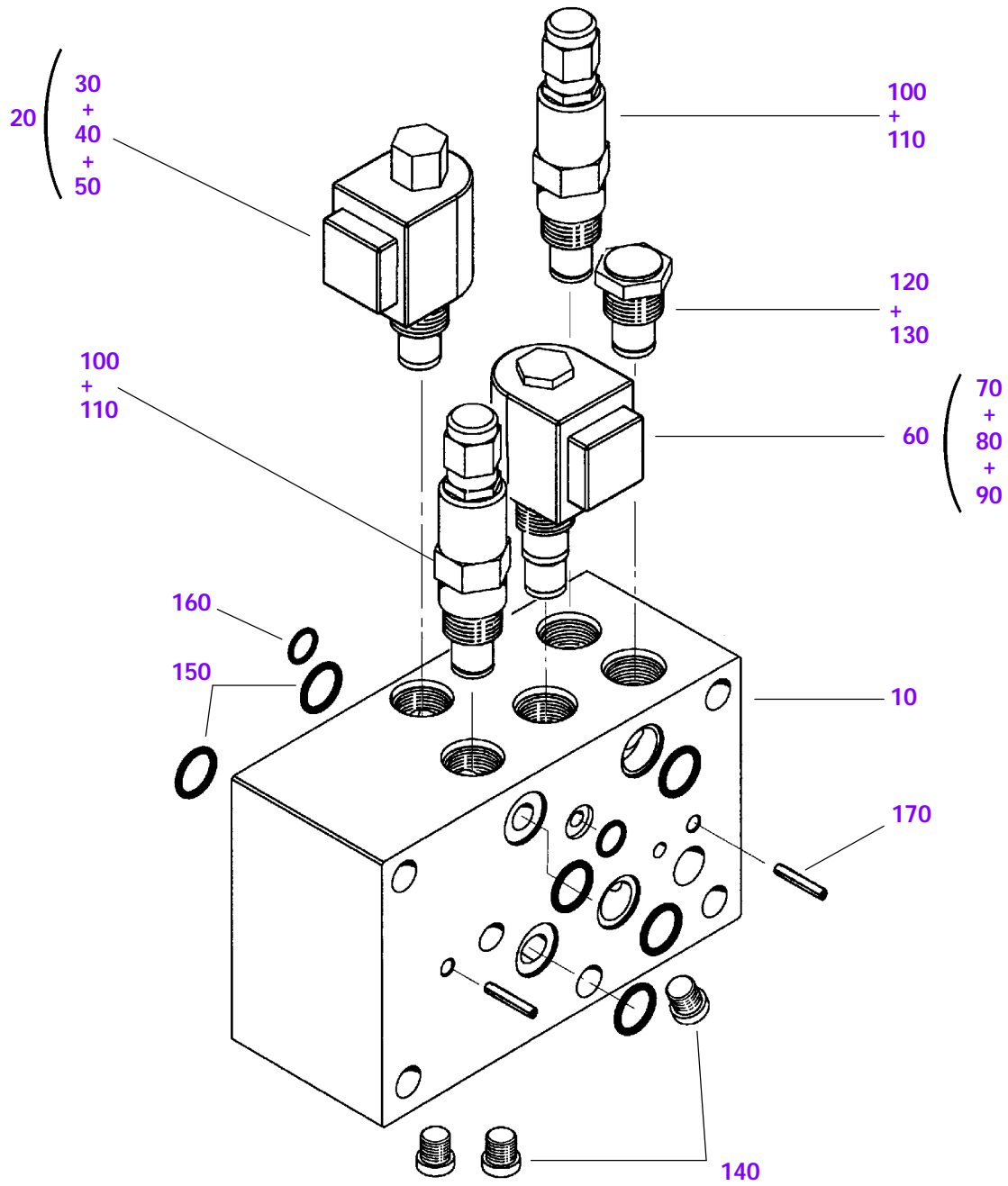


Commandes perforateur hyd.
Hyd. drifter control

: 94515
: 86475886

N° 10888 / 6
10 / 1999
revision 03

Item	CPN	Ref.	Qty	Part name	Désignation	Page
				Central part	Partie centrale	
	10	86418118	93291	1	Plate	Plaque
S	20	86222791	13006	3	O'ring	Joint torique
S	30	86400413	86603	2	O'ring	Joint torique
S	40	86223740	3718	3	O'ring	Joint torique
	50	86292927	44464	1	Adapter	Adapteur
	60	95279311	25714	1	Adapter	Adapteur
	70	95447645	71282	1	T piece	Té
	80	86484565	94907	1	Threaded plug	Bouchon fileté
	90	96717970	82975	1	Screw	Vis AHc
	100	86418357	93328	5	Threaded plug	Bouchon fileté
	110	86418365	93329	1	Threaded plug	Bouchon fileté
	120	86420072	93742	1	Pressure socket	Prise de pression
	130	96716642	43581	8	Screw M8, socket head	Vis CHc M8
	140	86507027	96437	1	Pressure limiter including :	Limiteur de pression comp. :
S	150	86221884	37453	2	(O'ring	(Joint torique
	160	86418381	93487	1	Pressure limiter including :	Limiteur de pression comp. :
	170	86480753	94694	2	(Seal kit	(Pochette de joints
	180	86418381	93487	1	Pressure limiter including :	Limiteur de pression comp. :
	190	86480753	94694	1	(Seal kit	(Pochette de joints
	200	86418407	93498	1	Pressure limiter including :	Limiteur de pression comp. :
S	210	86221884	37453	2	(O'ring	(Joint torique
	220	86566247	96793	1	Flow regulator including :	Régulateur de débit comp. :
S	230	86223054	5115	2	(O'ring	(Joint torique
	240	96716485	55159	4	M5, Socket head screw	Vis CHc M5



Commandes perforateur hyd.
Hyd. drifter control

: 94515
: 86475886

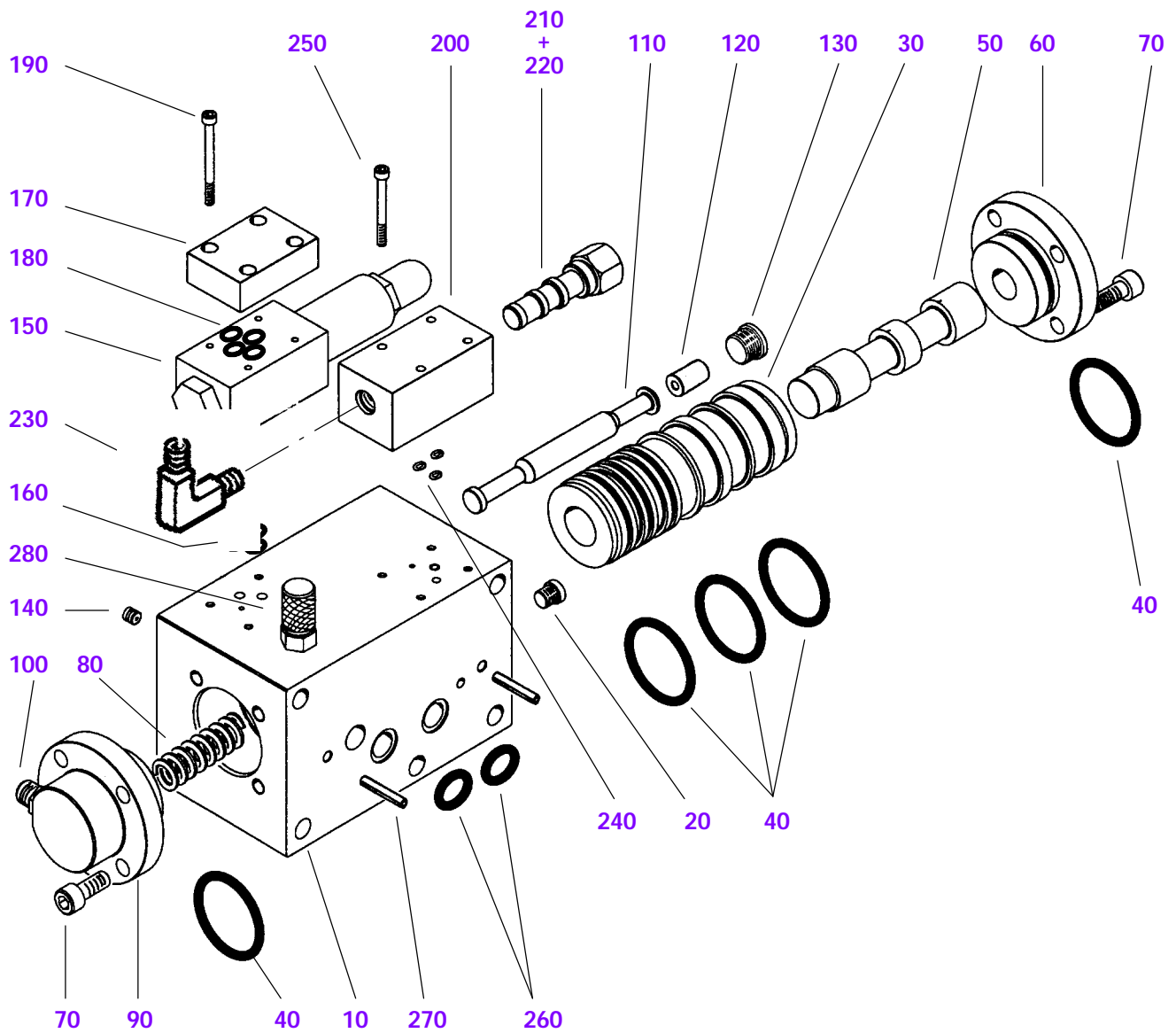
N° 10888 / 8
10 / 1999
revision 03

Item	CPN	Ref.	Qty	Part name	Désignation	Page
	86477700	94668	1	Synchronization part including :	Partie synchronisation comprenant :	
10	86418142	93294	1	(Plate	(Plaque	
20	86418431	93492	1	(Solenoïd valve including :	(Electro distributeur comprenant :	
30	86481173	94735	1	(Bare valve	(Electro	
40	86476876	94589	1	(Solenoïd	(Solénoïde	
50	86480936	94699	1	(Seal kit	(Pochette de joints	
60	86418449	93493	1	(Solenoïd valve including	(Electro distributeur comprenant :	
70	86481181	94736	1	(Bare valve	(Electro	
80	86476876	94589	1	(Solenoïd	(Solénoïde	
90	86480928	94698	1	(Seal kit	(Pochette de joints	
100	86418456	93494	2	(Flow regulator including :	(Régulateur de débit comprenant :	
110	86480936	94699	1	(Seal kit	(Pochette de joints	
120	86418464	93495	1	(Check valve including	(Clapet anti-retour comprenant	
130	86480936	94699	1	(Seal kit	(Pochette de joints	
140	86418365	93329	3	(Threaded plug	(Bouchon fileté	
S 150	86222791	13006	6	(O'ring	(Joint torique	
S 160	86223740	3718	2	(O'ring	(Joint torique	
170	86221991	4344	2	(Elastic pin	(Goupille élastique	
				For flow up to 8 l/min	Pour débit jusqu'à 8 l/min	
100	86474319	93839		(Flow regulator including :	(Régulateur de débit comprenant :	
110	86480936	94699	1	(Seal kit	(Pochette de joints	

Commandes perforateur hyd.
Hyd. drifter control

: 94515
: 86475886

N° 10888 / 9
10 / 1999
revision 03

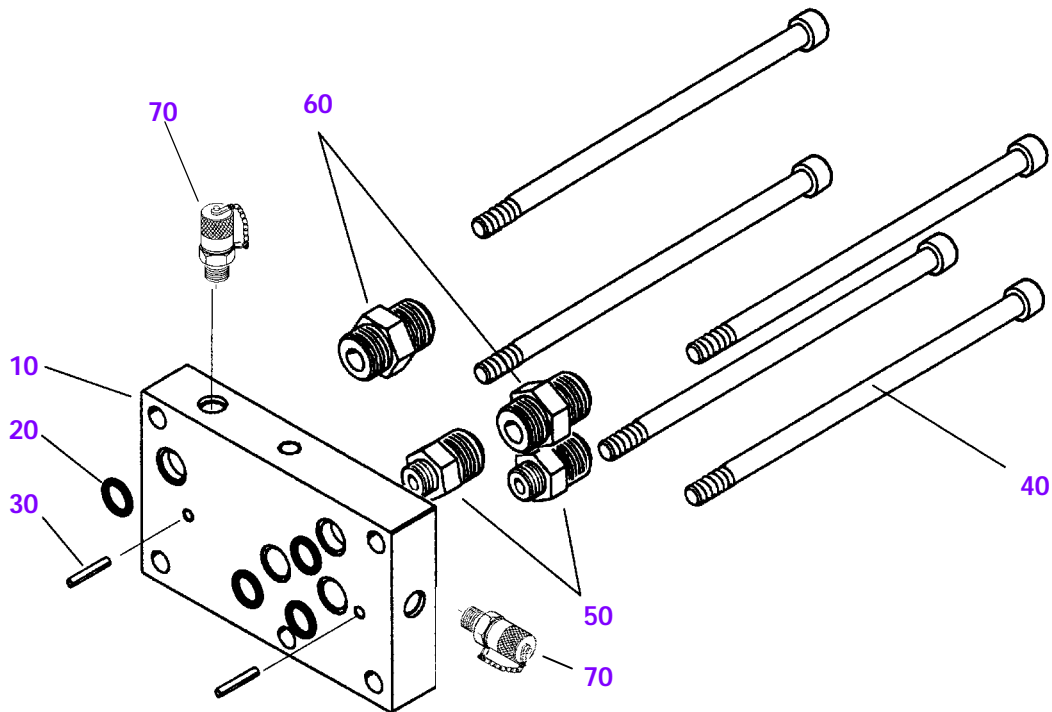


Commandes perforateur hyd.
Hyd. drifter control

: 94515
: 86475886

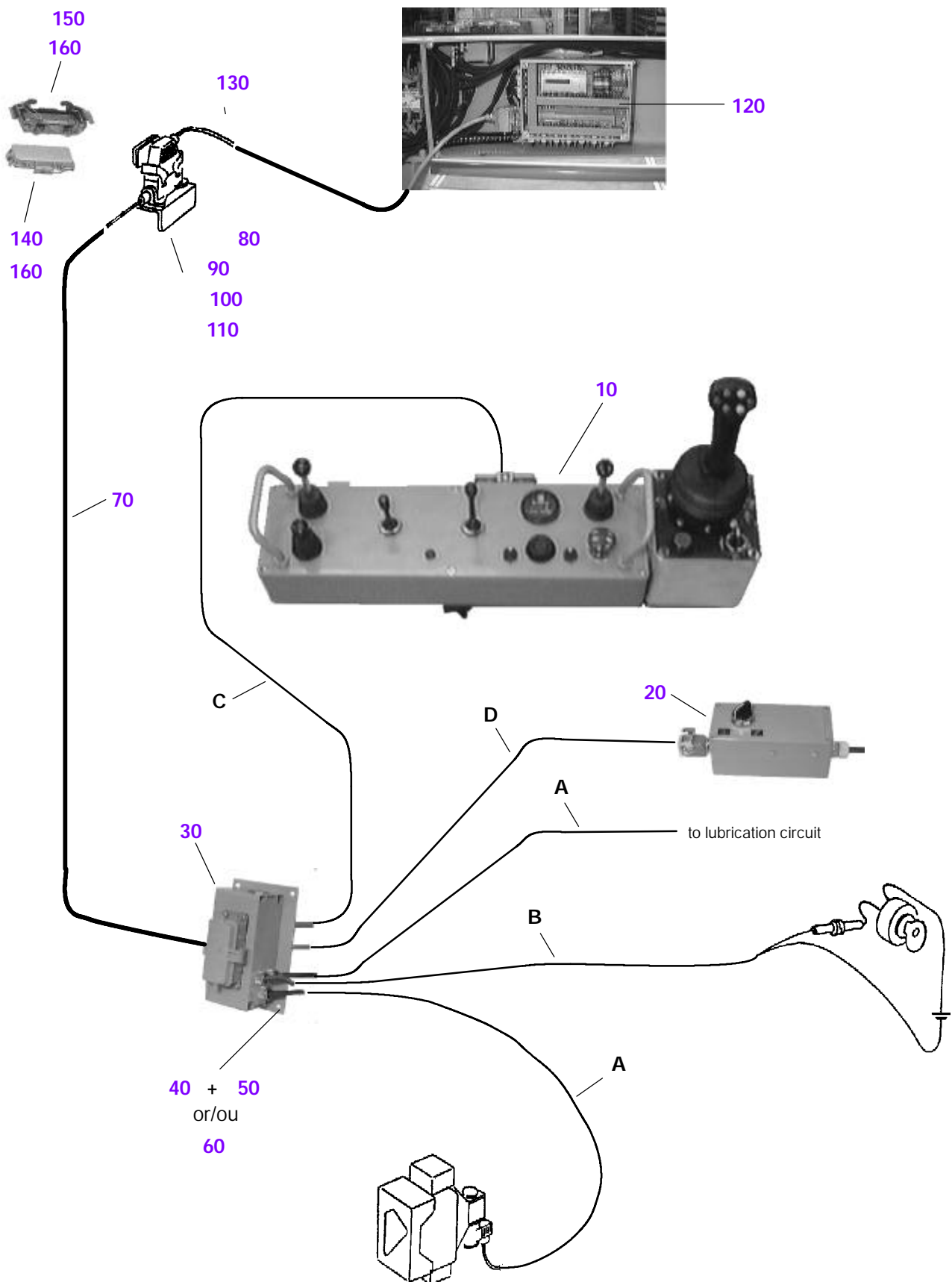
N° 10888 / 10
10 / 1999
revision 03

Item	CPN	Ref.	Qty	Part name	Désignation	Page
			1	Feed flow regulator V4	Régulateur V4	
	10 86418217	93261	1	Housing	Corps	
	20 86418365	93329	1	Threaded plug	Bouchon fileté	
	30 86418225	93262	1	Liner	Chemise	
S	40 86234416	9656	5	O'ring	Joint torique	
	50 86418233	93263	1	Spool	Tiroir	
	60 86418258	93265	1	Cover	Couvercle	
	70 96716774	7557	8	M10, Socket head screw	Vis CHc M10	
	80 86278702	35442	1	Spring	Ressort	
	90 86481561	94766	1	Cover	Couvercle	
	100 86289212	42542	1	Adapter	Adapteur	
	110 86485422	94958	1	Oil restrictor	Gicleur	
	120 86474798	94459	1	Ring	Bague	
	130 86418357	93328	1	Threaded plug	Bouchon fileté	
	140 86361391	76561	1	Oil restrictor	Gicleur	
	150 86477775	94673	1	Pressure reducer including :	Réducteur de pression comp. :	
S	160 86221884	37453	4	(O'ring	(Joint torique	
	170 86348927	71363	1	Locking plate including :	Plaque de fermeture comp. :	
S	180 86221884	37453	4	(O'ring	(Joint torique	
	190 86421559	93979	4	M5, Socket head screw	Vis CHc M5	
	200 86420080	93698	1	Distributor body	Corps de distributeur	
	210 86491784	95273	1	Hydraulic distributor incl. :	Distributeur comp. :	
	220 86480944	94701	1	(Seal kit	(Pochette de joints	
	230 86421393	93978	1	Adapter	Adapteur	
S	240 86226875	3601	3	O'ring	Joint torique	
	250 96709084	42691	4	M5, Socket head screw	Vis CHc M5	
S	260 86222791	13006	2	O'ring	Joint torique	
	270 86221991	4344	2	Elastic pin	Goupille élastique	
	280 86420072	93742	1	Pressure socket	Prise de pression	



Item	CPN	Ref.	Qty	Part name	Désignation	Page
				"Feed" inlet plate	Plaque d'entrée "Avance"	
S 10	86418126	93292	1	Plate	Plaque	
20	86222791	13006	4	O'ring	Joint torique	
30	86221991	4344	2	Elastic pin	Goupille élastique	
40	86421401	59142	5	M12, socket head screw	Vis CHc M12	
50	95303368	22257	2	Nipple	Adapteur	
60	95415592	76101	2	Nipple	Adapteur	
70	86420072	93742	2	Pressure socket	Prise de pression	

***TELECOMMANDE
REMOTE CONTROL ASSY.***

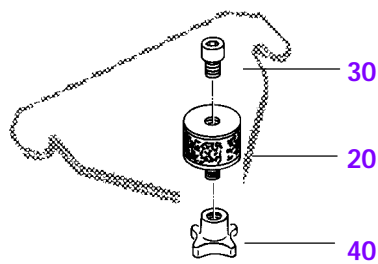
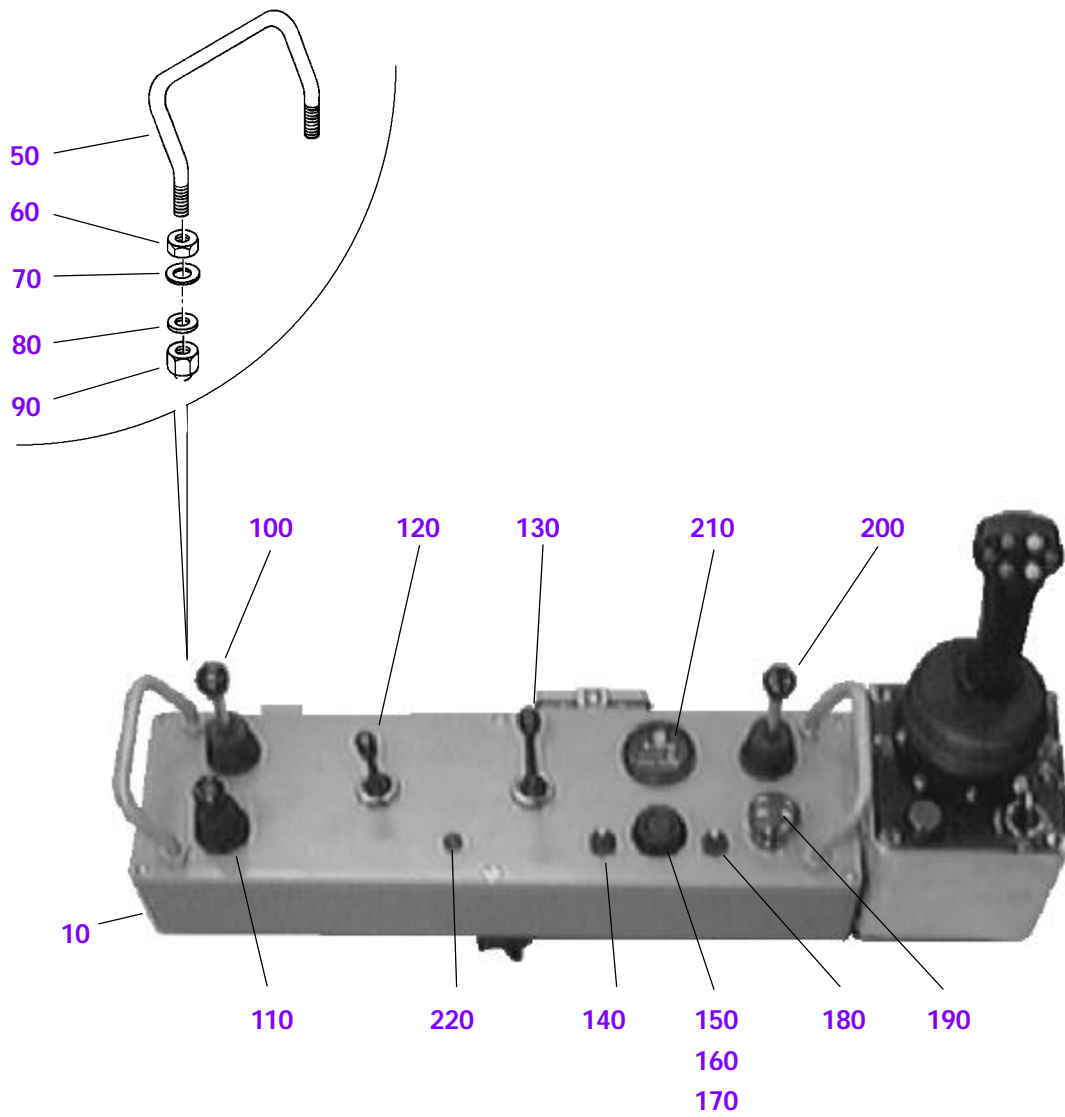


Ens. télécommande
Remote control assy

: 94903
: 86484482

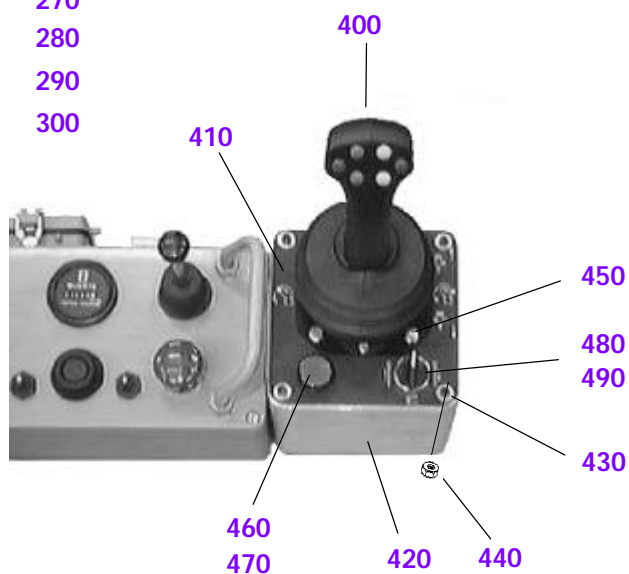
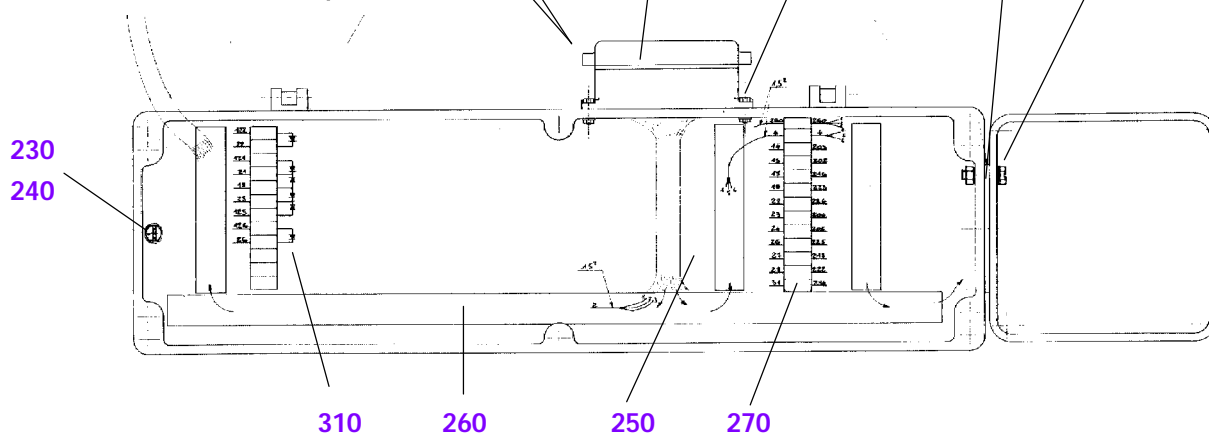

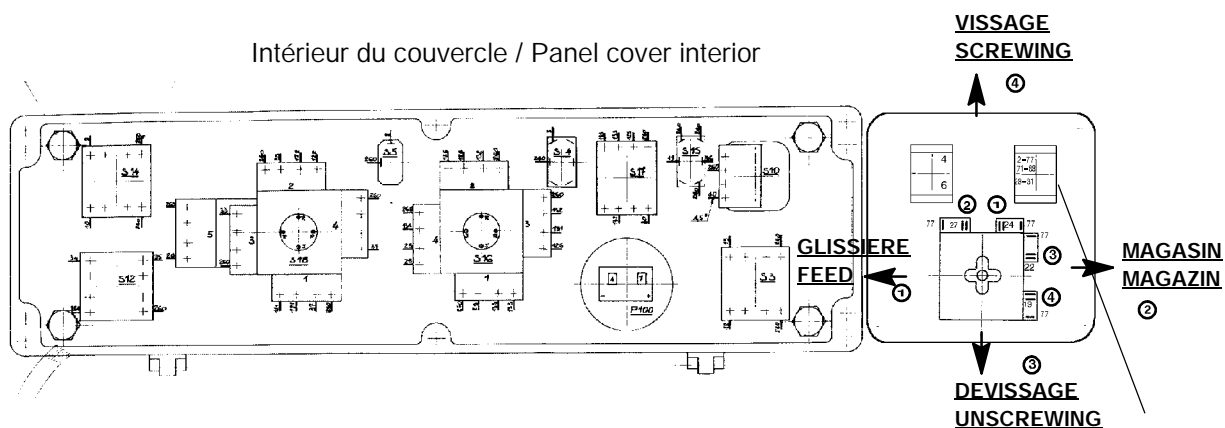
N° 10918
10 / 1998
revision 02

Item	CPN	Ref.	Qty	Part name	Désignation	Page
10			1	Remote control panel	Boîtier de télécommande	4
20	86420908	92303	1	Emergency stop selector	Sélecteur d'arrêt d'urgence	8
30	86420916	92584	1	Connecting plate including :	Platine de raccordement comprenant :	10
A			2	(cable (10 m long)	(Câble (longueur 10 m)	10
B			1	(cable (10 m long)	(Câble (longueur 10 m)	10
C			1	(cable (3 m long)	(Câble (longueur 3 m)	12
D			1	(cable (3 m long)	(Câble (longueur 3 m)	12
				Fixing connecting plate / cab	Fixation platine / cabine	
40	96702246	17205	4	M 6, Hex screw	Vis H M 6 x 25	
50	86222486	23727	4	M 6, Hex nut	Ecrou HFR M 6	
or/ou						
60	86229424	5698	4	Sheet screw	Vis à tête	
70	86223617	67967	1	Cable (12 m long)	Câble (longueur 12 m)	18
80	86363991	77300	1	L support	Cornière support	
90	86502903	96150	4	M5, Hex screw	Vis H M 5	
100	86240561	13995	4	Locking washer	Rondelle W5	
110	86280161	36523	4	M5, Hex nut	Ecrou H M 5	
120	86482478	94805	1	Automate box	Boîte automate	14
130	86483088	94851	1	Cable (5,5 m long)	Câble (longueur 5,5 m)	19
				Sockets plugs	Obturateurs prises	
140	86355633	74286	1	Cover	Couvercle	
150	86353752	73534	1	Cover	Couvercle	
160	86353760	73535	2	Gasket	Joint	



Item	CPN	Ref.	Qty	Part name	Désignation	Page
10	86377033	80728	1	Control panel	Boîtier de commande	
20	86280591	36980	3	Suspension	Suspension élastique	
30	96716766	35620	3	M10, socket head screw	Vis CHc M10	
40	86339231	66375	3	Wing nut	Ecrou croisillon	
50	86497666	95702	2	Handle	Etrier	
60	86448545	92795	4	H M12 Hex. nut	Ecrou H M12	
70	86239159	13301	4	Ring	Joint cuivre	
80	86241403	14826	4	BS ring	Bague BS	
90	86274578	33090	4	H M12, obstructed nut	Ecrou borgne H M12	
				swing cylinder	vérin d'oscillation	
100	86223633	48198	1	Electric manipulator	Manipulateur électrique	
				air flushing	injection	
110	86330859	62917	1	Electric manipulator	Manipulateur électrique	
				feed	avance	
120	86377991	81033	1	Electric manipulator	Manipulateur électrique	
				drilling	foration	
130	86391935	84550	1	Electric manipulator	Manipulateur électrique	
				dust hood	tête de captage	
140	86420924	93842	1	Electric manipulator	Manipulateur électrique	
				bit release	débloccage taillant	
150	86221785	49130	1	Push button	Poussoir	
160	86223682	49634	1	Additional switch	Contact auxiliaire	
170	86256328	22106	1	Cap	Capuchon	
				dust hood / HP	capteur / HP	
180	86333804	64348	1	Switch	Commutateur	
				emergency stop	arrêt d'urgence	
190	86223674	32095	1	Mushroom type push-button	Coup de poing	
				hydraulic centralizer	lunette hydraulique	
200	86300118	48557	1	Electric manipulator	Manipulateur électrique	
210	86350709	72088	1	Hourmeter	Compteur horaire	
220	86486685	77249	1	Plastic plug	Bouchon plastique	

Intérieur du couvercle / Panel cover interior




Item	CPN	Ref.	Qty	Part name	Désignation	Page
230	86257003	22397	2	M6, Hex. screw	Vis H M6	
240	86226578	3430	2	Ring	Rondelle	
	86357746	75290		Cable rail	Goulotte	
250			3	Length of 0.11 meter	Longueur de 0,11 mètre	
260			1	Length of 0.51 meter	Longueur de 0,51 mètre	
270	86259595	23844	3	Strip	Barrette	
280	86280047	36505	4	M3, Hex screw	Vis HS M3	
290	86280187	36526	4	Washer	Rondelle	
300	86280146	36521	4	M3, Hex. nut	Ecrou M3	
310	86223708	55651	7	Diode	Diode	
320	86338241	65939	1	Jack plug including :	Fiche comprenant :	
330	86337151	65533	1	(Base	(Embase	
340	86337086	65526	1	(Housing	(Corps	
350	86337110	65529	40	(Pin	(Contact mâle	
360	86240652	14053	1	(Yellow thimble	(Cosse jaune	
370	86280062	36508	4	M4, Hex. screw	Vis HS M4	
380	86280195	36527	4	Washer	Rondelle	
390	86280153	36522	4	M4, Hex. nut	Ecrou M4	
				rod changer control	commande changeur	
400	86481199	94726	1	Electric manipulator	Manipulateur électrique	
410	86483377	94871	1	Signal plate	Plaque signe	
420	86482809	94829	1	Electric box including :	Boîtier comprenant :	
430	86342698	68133	4	(M5, socket head screw	(Vis CHc M5	
440	96709969	24083	4	(H M5, Hex. nut	(Ecrou H M5	
450	86486693	93587	4	M6, socket head screw	Vis CHc M6	
460	86342276	67902	1	Light	Voyant	
470	86256450	22176	1	Lamp	Lampe	
480	86481215	94728	1	Button head	Tête bouton	
490	86481223	94729	1	Body	Corps	
500	86348133	70944	1	Additional block	Bloc additif	
510	86348059	70889	1	Additional block	Bloc additif	
				connection boxes	liaison entre boîtes	
520	86420940	91754	1	Counter plate	Contre-plaque	
530	86505336	93021	2	M6, screw	Vis FHc M6	
540	86280138	36516	4	M6, Hex. screw	Vis HS M6	
550	86233467	8551	6	H M6, Hex. nut	Ecrou H M6	
560	86226578	3430	10	Washer	Rondelle	

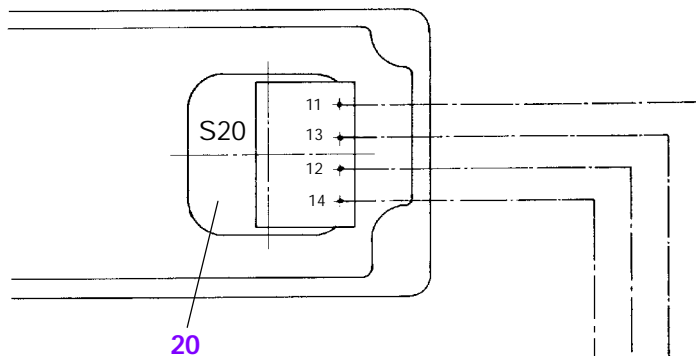
Sélecteur d'arrêt d'urgence
Emergency stop selector

: 92303
: 86420908

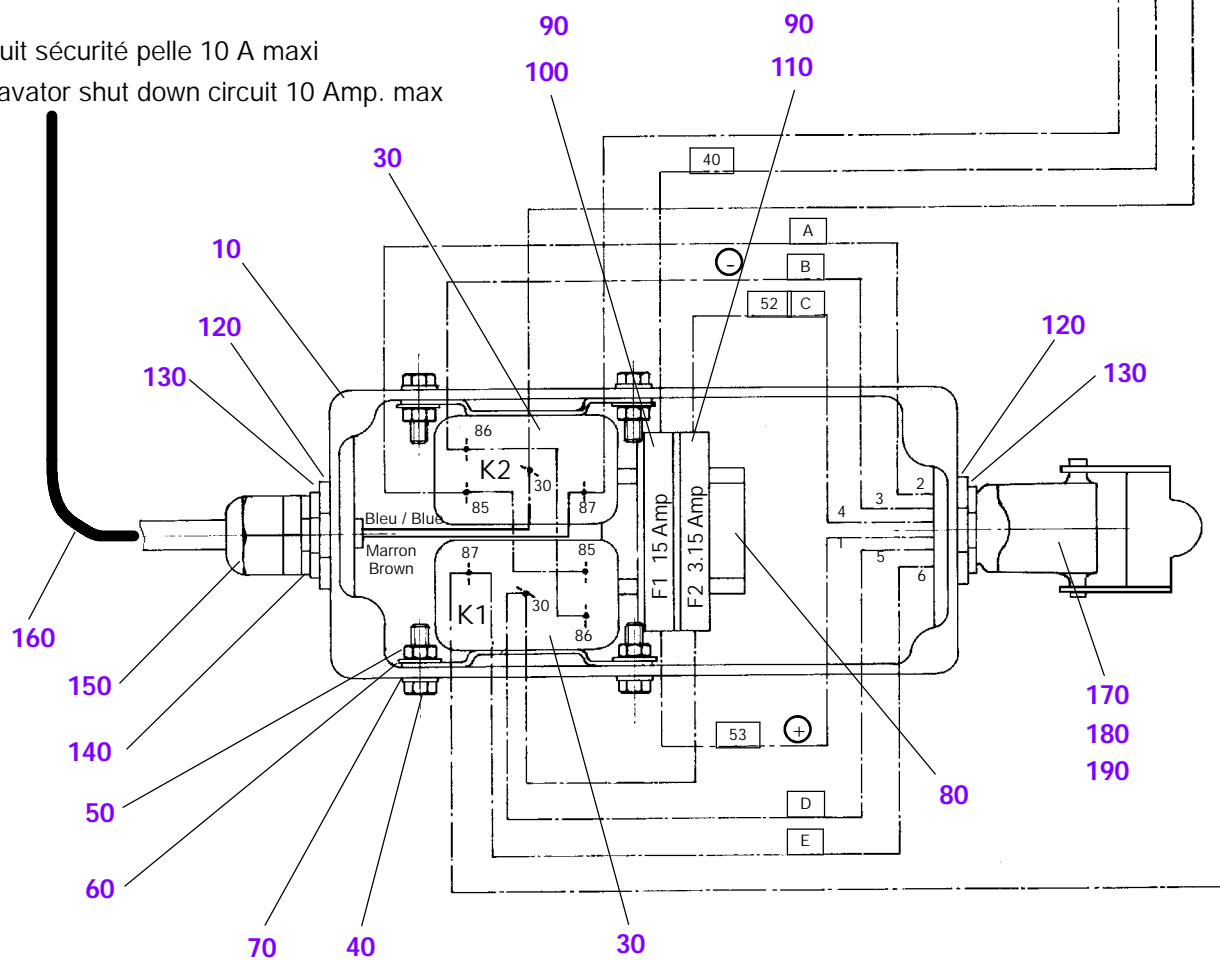
N° 10515
10 / 1998
revision 03



Panel cover interior
Intérieur du couvercle



Circuit sécurité pelle 10 A maxi
Excavator shut down circuit 10 Amp. max



Sélecteur d'arrêt d'urgence
Emergency stop selector

: 92303
: 86420908

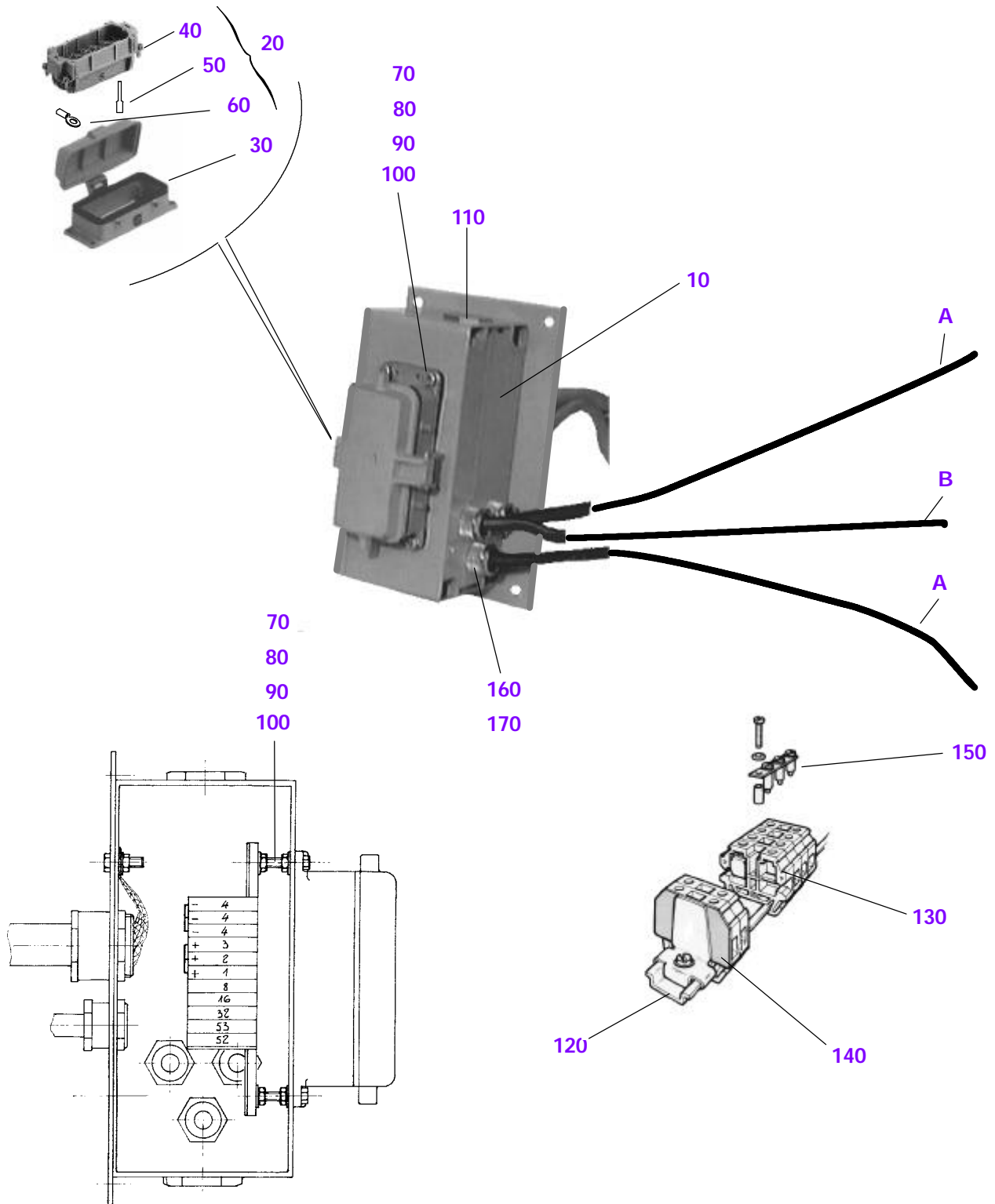
N° 10515
10 / 1998
revision 03

Item	CPN	Ref.	Qty	Part name	Désignation	Page
10	86420965	92384	1	Box	Boîte à bouton	
20	86289931	42904	1	Rotating switch	Bouton tournant	
30	86420858	91755	2	Relay	Relais	
40	86280096	36511	4	M5, Hex. screw	Vis HS M5	
50	86280161	36523	4	M5, Hex. nut	Ecrou M5	
60	86280203	36528	4	Washer	Rondelle	
70	86421351	19274	4	Tight ring	Bague d'étanchéité	
	86256708	22281		Profile	Profil acier	
80			1	Length of 0.04 meter	Longueur de 0,04 mètre	
90	86328234	61972	2	Fuse support	Support fusible	
100	86340197	66840	1	Fuse	Fusible	
110	86220670	65011	1	Fuse	Fusible	
120	86264991	26405	2	Packer reducer	Reducteur	
130	86264983	26404	2	Packer reducer	Réducteur	
140	86265006	26406	1	Packer reducer	Réducteur	
150	86382090	82143	1	Packer	Presse- étoupe	
	86236544	11241		Cable	Câble	
160			1	Length of 10 meters	Longueur de 10 mètres	
170	86420981	92587	1	Base	Embase	
180	86420999	76087	1	Male connector	Prise mâle	
190	86337128	65530	8	Electric contact	Contact électrique	
200	86420973	92385	1	Plate	Plat	
210	96716469	61943	2	M5, socket head screw	Vis CHc M5	
220	96709969	24083	2	H M5, Hex. nut	Ecrou H M5	
				Furniture	Fourniture	
	86340197	66840	1	Fuse	Fusible	
	86220670	65011	1	Fuse	Fusible	

Platine de raccordement
Connecting plate

: 92584
: 86420916

N° 10517
10 / 1998
revision 03



Platine de raccordement
Connecting plate

: 92584
: 86420916

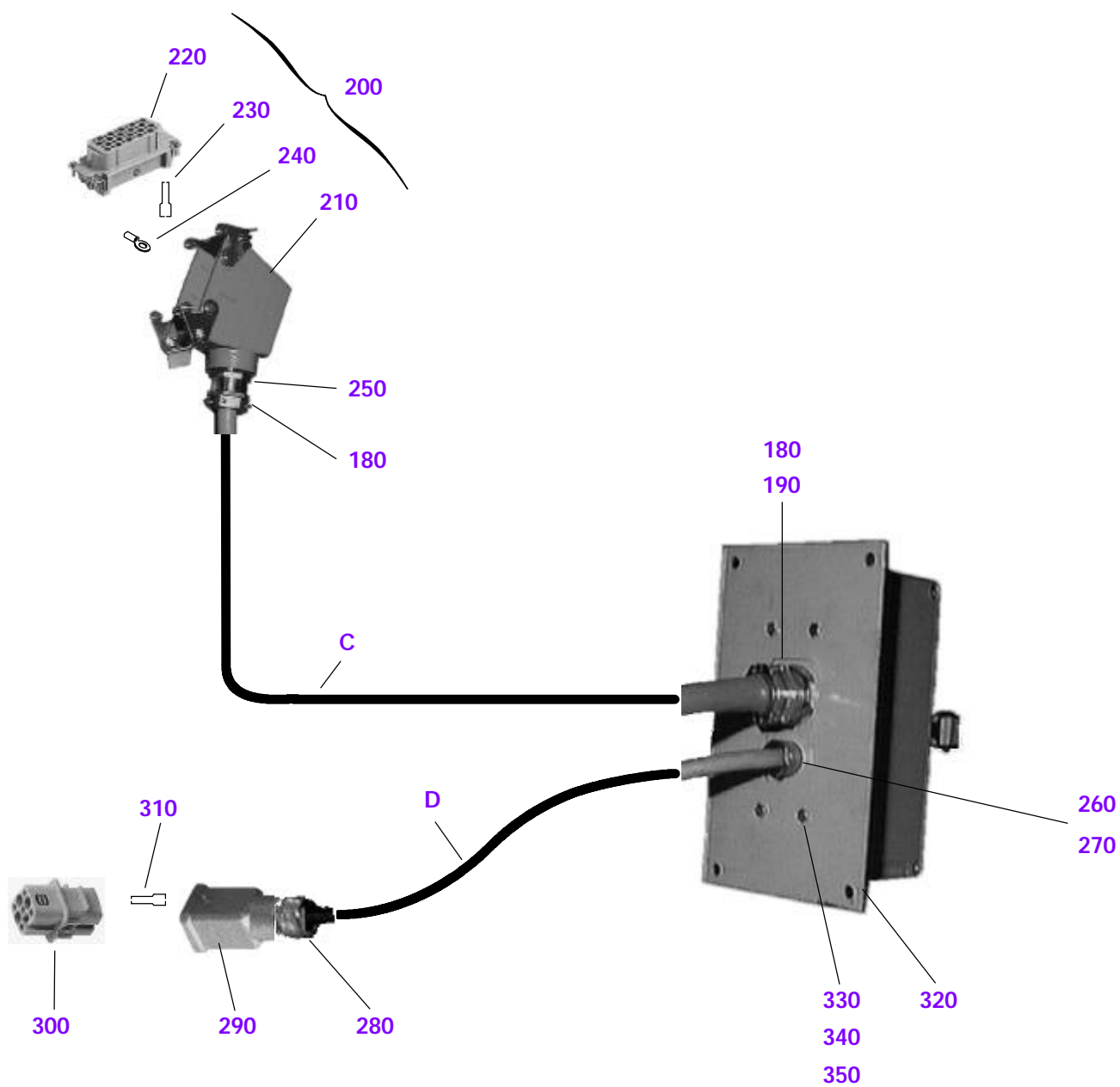
N° 10517
10 / 1998
revision 03

Item	CPN	Ref.	Qty	Part name	Désignation	Page
10	86421187	92585	1	Electric box	Boîte électrique	
20	86338241	65939	1	Jack plug including :	Fiche comprenant :	
30	86337151	65533	1	(Base	(Embase	
40	86337086	65526	1	(Housing	(Corps	
50	86337110	65529	40	(Pin	(Contact mâle	
60	86240652	14053	1	(Yellow thimble	(Cosse jaune	
70	86280062	36508	2	M4, Hex. screw	Vis HS M4	
80	86280153	36522	8	M4, Hex. nut	Ecrou M4	
90	86280195	36527	6	Washer	Rondelle	
100	86280070	36509	2	M4, Hex. screw	Vis HS M4	
110	86257086	22431	2	Plug	Bouchon	
	86421195	70932		Profile	Profil acier	
120			1	Length of 0.12 meter	Longueur de 0,12 mètre	
130	86335619	64981	11	Terminal	Borne	
140	86335627	64982	1	Terminal end plate	Plaque de fermeture	
150	86421203	73206	1	Connection strip	Barrette de connexion	
160	86256781	22296	3	Packer	Presse-étoupe	
170	86262433	25430	3	Nut	Ecrou	
	86366424	78112		Cable	Câble	
A			2	Length of 10 meters	Longueur de 10 mètres	
	86236544	11241		Cable	Câble	
B			1	Length of 10 meters	Longueur de 10 mètres	

Platine de raccordement
Connecting plate

: 92584
: 86420916

N° 10517
10 / 1998
revision 03



Platine de raccordement
Connecting plate

: 92584
: 86420916

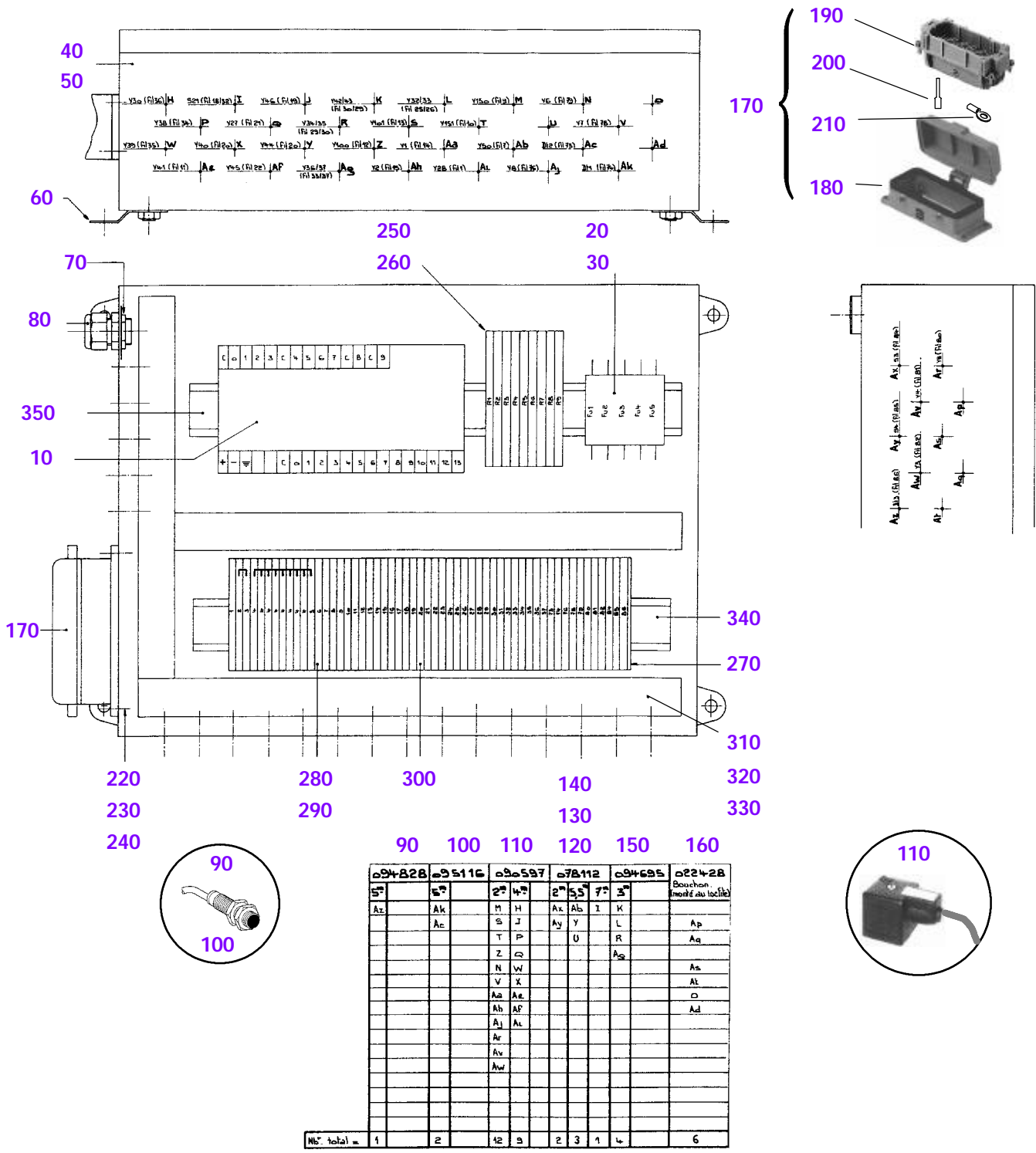
N° 10517
10 / 1998
revision 03

Item	CPN	Ref.	Qty	Part name	Désignation	Page
180	86486677	15761	2	Packer	Presse-étoupe	
190	86262458	25432	1	Nut	Ecrou	
	86314440	55758		Cable	Câble	
C			1	Length of 3 meters	Longueur de 3 mètres	
200	86338720	66173	1	Jack plug including :	Fiche comprenant :	
210	86337144	65532	1	(Cover	(Capot	
220	86337078	65525	1	(Housing	(Corps	
230	86337094	65527	40	(Socket	(Contact femelle	
240	86240652	14053	1	(Yellow thimble	(Cosse jaune	
250	86266624	27738	1	Packer reducer	Réducteur de presse-étoupe	
260	86256781	22296	1	Packer	Presse-étoupe	
270	86262433	25430	1	Nut	Ecrou	
	86421245	92604		Cable	Câble	
D			1	Length of 3 meters	Longueur de 3 mètres	
280	86256781	22296	1	Packer	Presse-étoupe	
290	86421211	76089	1	Cover	Capot	
300	86421229	76088	1	Housing	Corps	
310	86337102	65528	8	Contact	Contact	
320	86421237	89346	1	Support	Support	
330	86280062	36508	4	M4, Hex. screw	Vis HS M4	
340	86280153	36522	4	M4, Hex. nut	Ecrou M4	
350	86280195	36527	4	Washer	Rondelle	

Boîte automate
PLC box

: 94805
: 86482478

N° 10920
10 / 1998
revision 02



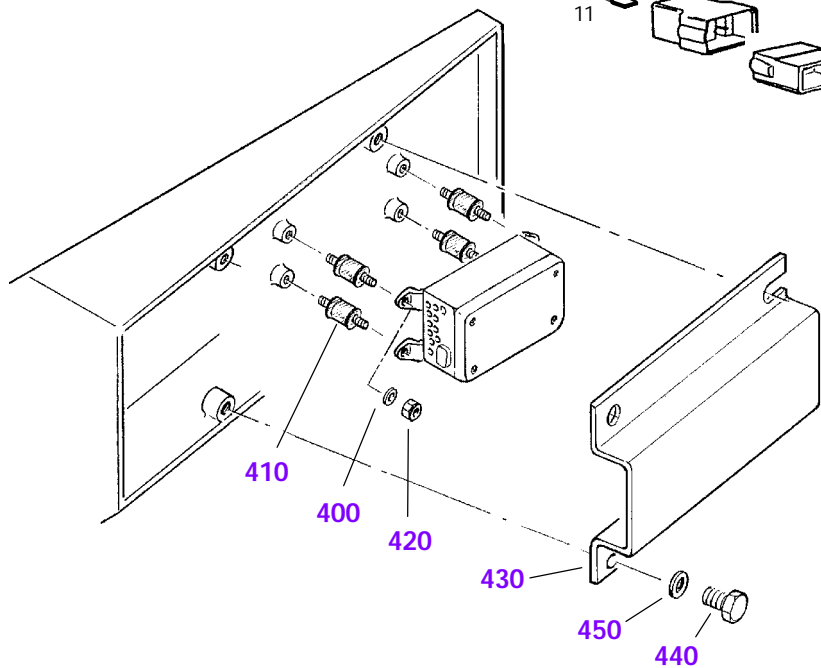
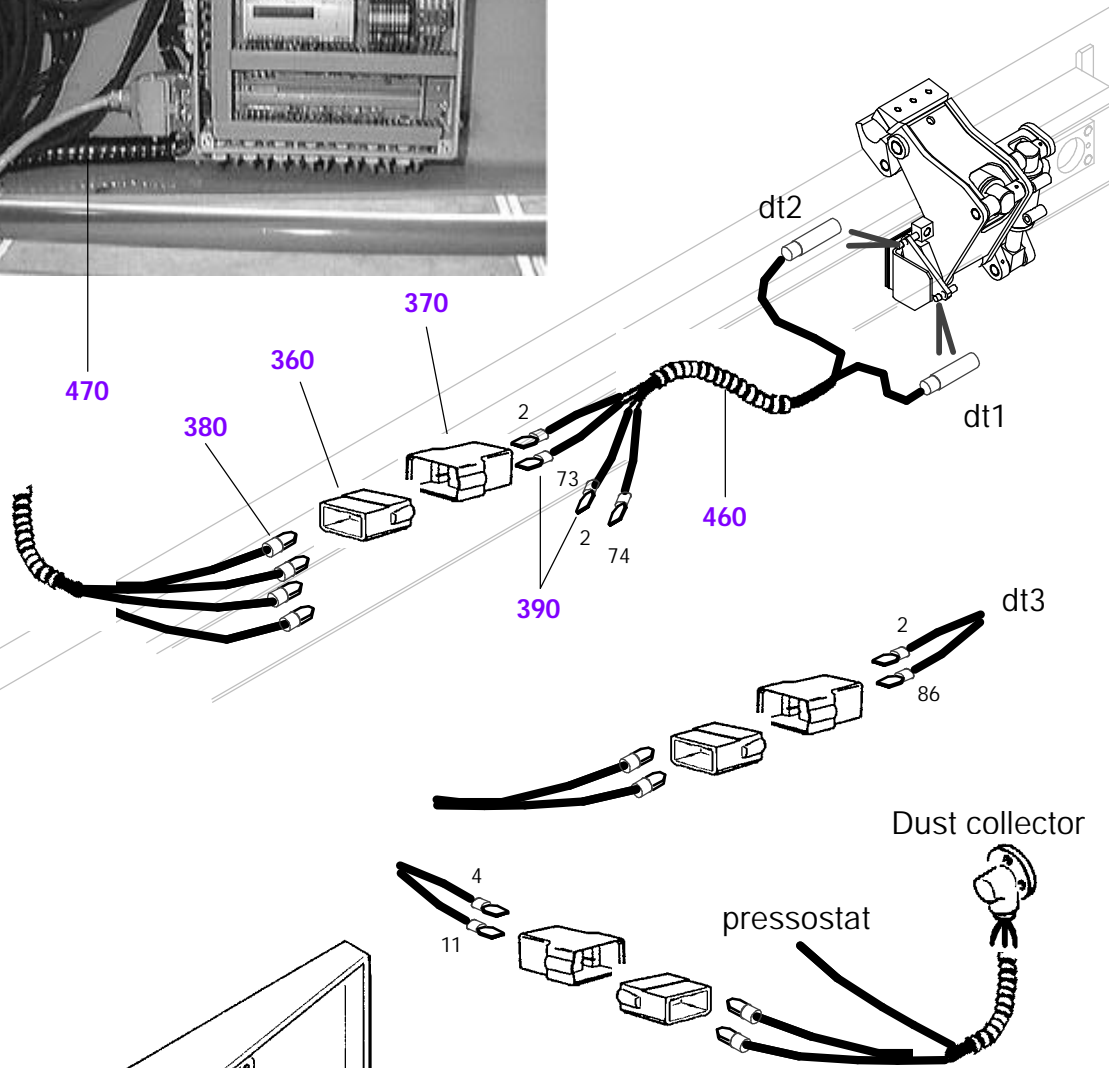

Boîte automate
PLC box: 94805
: 86482478N° 10920
10 / 1998
revision 02

Item	CPN	Ref.	Qty	Part name	Désignation	Page
10	86448594	94201	1	PLC	Automate programmable	
20	86367455	78349	5	Fuse	Fusible	
30	86397783	85927	1	Fuse support	Porte fusible	
40	86482460	94804	1	Electric box	Boîte électrique	
50	86482239	94786	1	Fixing plate	Platine de fixation	
60	86386653	83321	1	Fixation assembly	Ens. patte de fixation	
70	86262433	25430	40	Electric plug	Ecrou électrique	
80	86382090	82143	34	Packer	Presse étoupe	
90	86482791	94828	1	Inductive switch	Détecteur de proximité	
100	86487980	95116	2	Inductive switch	Détecteur de proximité	
110	86414430	90597	21	Electric connector	Connecteur électrique	
	86366424	78112		Electric cable	Câble électrique	
120			2	(Length of 2 meters	(Longueur de 2 mètres	
130			3	(Length of 5.5 meters	(Longueur de 5,5 mètres	
140			1	(Length of 7 meters	(Longueur de 7 mètres	
150	86480761	94695	4	Electric connector	Connecteur électrique	
160	86257078	22428	6	Plug	Bouchon	
170	86338241	65939	1	Jack plug including :	Fiche comprenant :	
180	86337151	65533	1	(Base	(Embase	
190	86337086	65526	1	(Housing	(Corps	
200	86337110	65529	40	(Pin	(Contact mâle	
210	86240652	14053	1	(Yellow thimble	(Cosse jaune	
220	86280062	36508	4	M4, Hex. screw	Vis HS M4	
230	86280153	36522	4	M4, Hex. nut	Ecrou M4	
240	86280195	36527	4	Washer	Rondelle	
250	86482684	94814	9	Relay	Relais instantané	
260	86482692	94815	8	Shunt	Contact de pontage	
270	86367091	78228	1	Locking plate	Plaque de fermeture	
280	86367109	78229	60	Terminal	Borne unipolaire	
290	86367083	78227	9	Shunt	Contact de pontage	
300	86337748	65795	1	Diode	Diode	
	86345857	69765		Protective cover	Conduit / câble	
310			1	(Length of 0.375 meters	(Longueur de 0,375 mètres	
320			1	(Length of 0.255 meters	(Longueur de 0,255 mètres	
330			1	(Length of 0.35 meters	(Longueur de 0,35 mètres	
	86236502	11232		Profile	Profil acier	
340			1	length of 0.33 meter	Longueur de 0,33 mètre	
350			1	length of 0.34 meter	Longueur de 0,34 mètre	

Boîte automate
PLC box

: 94805
: 86482478

N° 10920
10 / 1998
revision 02



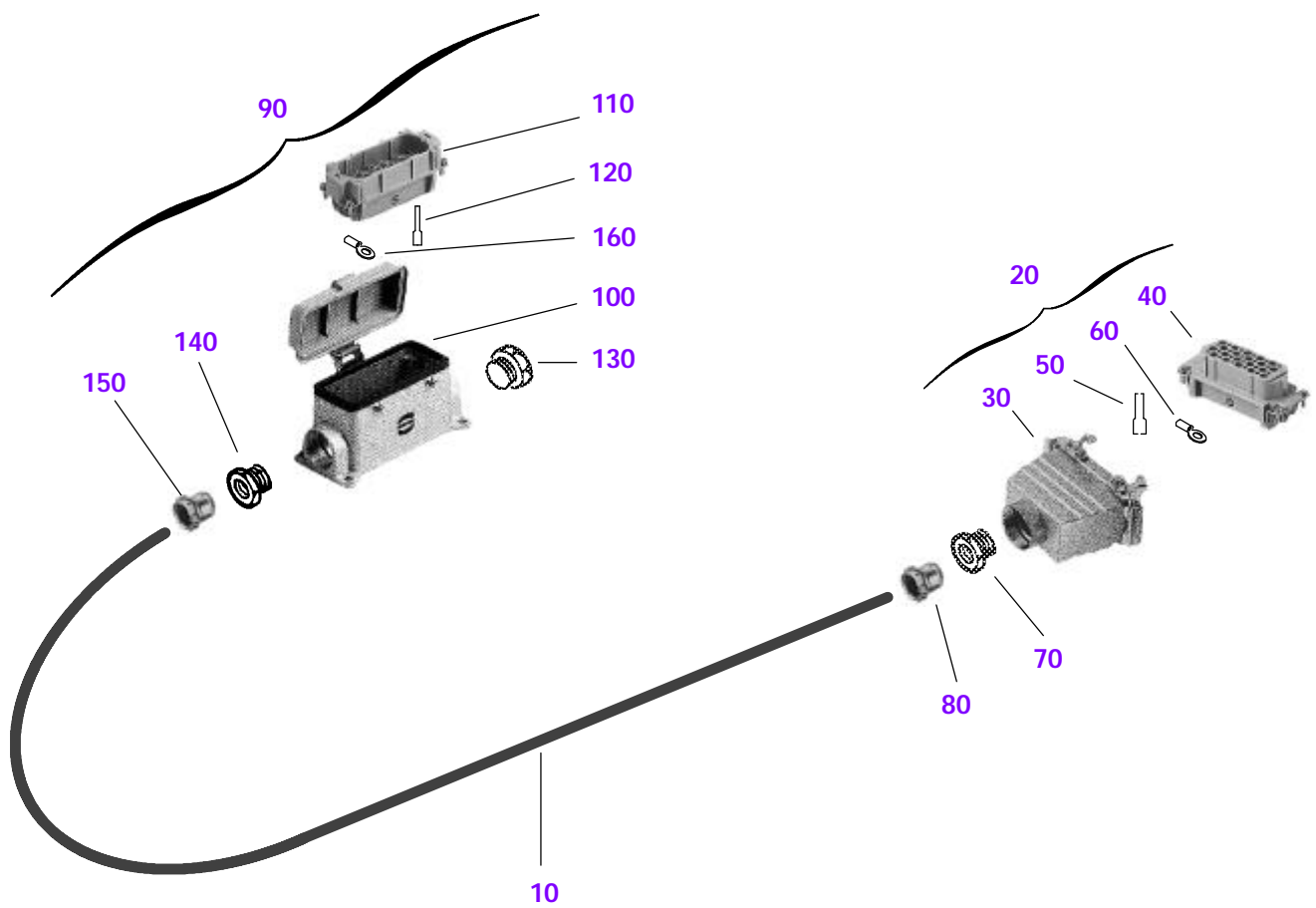
Boîte automate
PLC box: 94805
: 86482478N° 10920
10 / 1998
revision 02

Item	CPN	Ref.	Qty	Part name	Désignation	Page
				Connection inductives switch / PCL	raccordement détecteurs / boîte automate	
360	86361672	76626	3	Electric jack	Prise électrique	
370	86361680	76627	3	Electric jack	Prise électrique	
380	86346749	70312	6	Electric clip	Clip électrique	
390	86361177	76490	6	Electric clip	Clip électrique	
				fixation	fixation	
400	86303377	50111	4	Washer	Rondelle	
410	86237492	12117	4	Suspension	Suspension	
420	86236197	10840	4	M8, lock nut	Ecrou HFR M8	
				protection	protection	
430	86484029	94883	1	Protecting plate	Tôle	
440	86424470	92821	4	M10, Hex. screw	Vis H M10	
450	86414950	90694	4	Washer	Rondelle	
460	86360815	76353	1	Electric cable sheath (Ø10-5m)	Gaine / câble (Ø10-5m)	
470	86486040	95014	1	Electric cable sheath (Ø31.8-5m)	Gaine / câble (Ø31,8-5m)	

Câble
Cable

: 67967
: 86223617

N° 10644
10 / 1998
revision 03



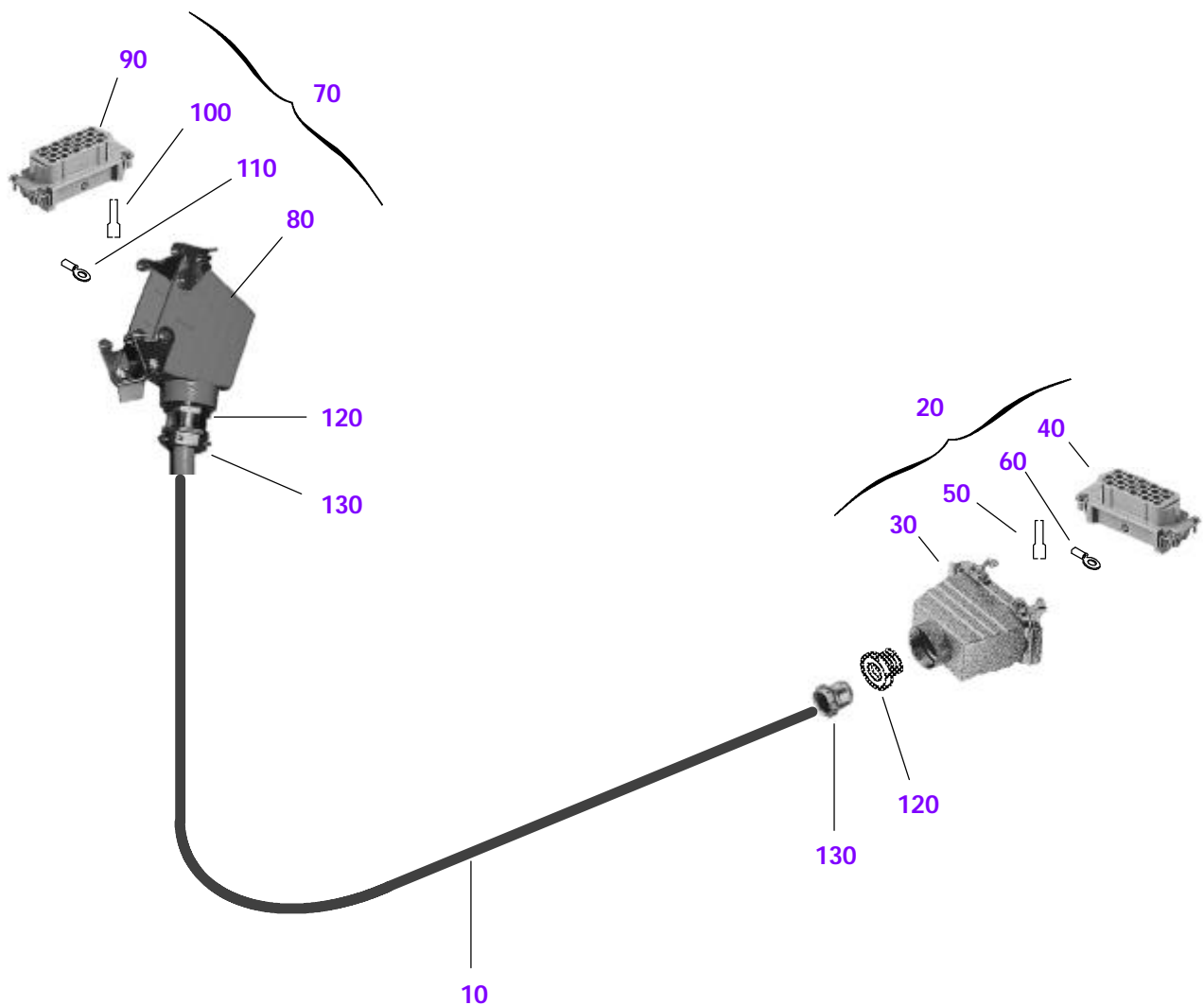
Câble
Cable: 67967
: 86223617N° 10644
10 / 1998
revision 03

Item	CPN	Ref.	Qty	Part name	Désignation	Page
10	86314440	55758	1	Cable Length of 12,2 meters	Câble Longueur de 12,2 mètres	
20	86338258	65943	1	Jack socket including :	Fiche comprenant :	
30	86337136	65531	1	(Cover	(Capot	
40	86337078	65525	1	(Housing	(Corps	
50	86337094	65527	40	(Socket	(Contact femelle	
60	86240652	14053	1	(Yellow thimble	(Cosse jaune	
70	86266624	27738	1	Packer reducer	Réducteur de presse-étoupe	
80	86486677	15761	1	Packer	Presse-étoupe	
90	86348661	71222	1	Jack socket including :	Fiche comprenant :	
100	86341005	67238	1	(Base	(Embase	
110	86337086	65526	1	(Housing	(Corps	
120	86337110	65529	40	(Male pin	(Contact mâle	
130	86257094	22432	1	(Plug	(Bouchon	
140	86266624	27738	1	(Packer reducer	(Réducteur de presse-étoupe	
150	86486677	15761	1	(Packer	(Presse-étoupe	
160	86240652	14053	1	(Yellow thimble	(Cosse jaune	


Câble
Cable

: 94851
: 86483088

N° 10928
10 / 1998
revision 02



Item	CPN	Ref.	Qty	Part name	Désignation	Page
	86314440	55758		Cable	Câble	
10			1	Length of 5,5 meters	Longueur de 5,5 mètres	
20	86338258	65943	1	Jack socket including :	Fiche comprenant :	
30	86337136	65531	1	(Cover	(Capot	
40	86337078	65525	1	(Housing	(Corps	
50	86337094	65527	40	(Socket	(Contact femelle	
60	86240652	14053	1	(Yellow thimble	(Cosse jaune	
70	86338720	66173	1	Jack plug including :	Fiche comprenant :	
80	86337144	65532	1	(Cover	(Capot	
90	86337078	65525	1	(Housing	(Corps	
100	86337094	65527	40	(Socket	(Contact femelle	
110	86240652	14053	1	(Yellow thimble	(Cosse jaune	
120	86266624	27738	2	Packer reducer	Réducteur de presse-étoupe	
130	86486677	15761	2	Packer	Presse-étoupe	



SAFETY LABELS
PLAQUES DE SECURITE

This page left blank intentionally.
Cette page est laissée blanche intentionnellement.

Plaques de sécurité
Safety labels assembly

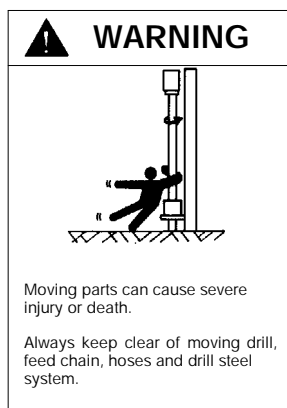
N° 11078
10 / 1998
00



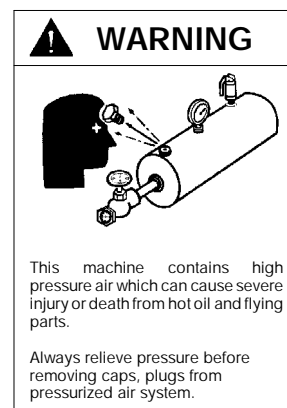
91258
86417318



91774
86423613



91259
86417326



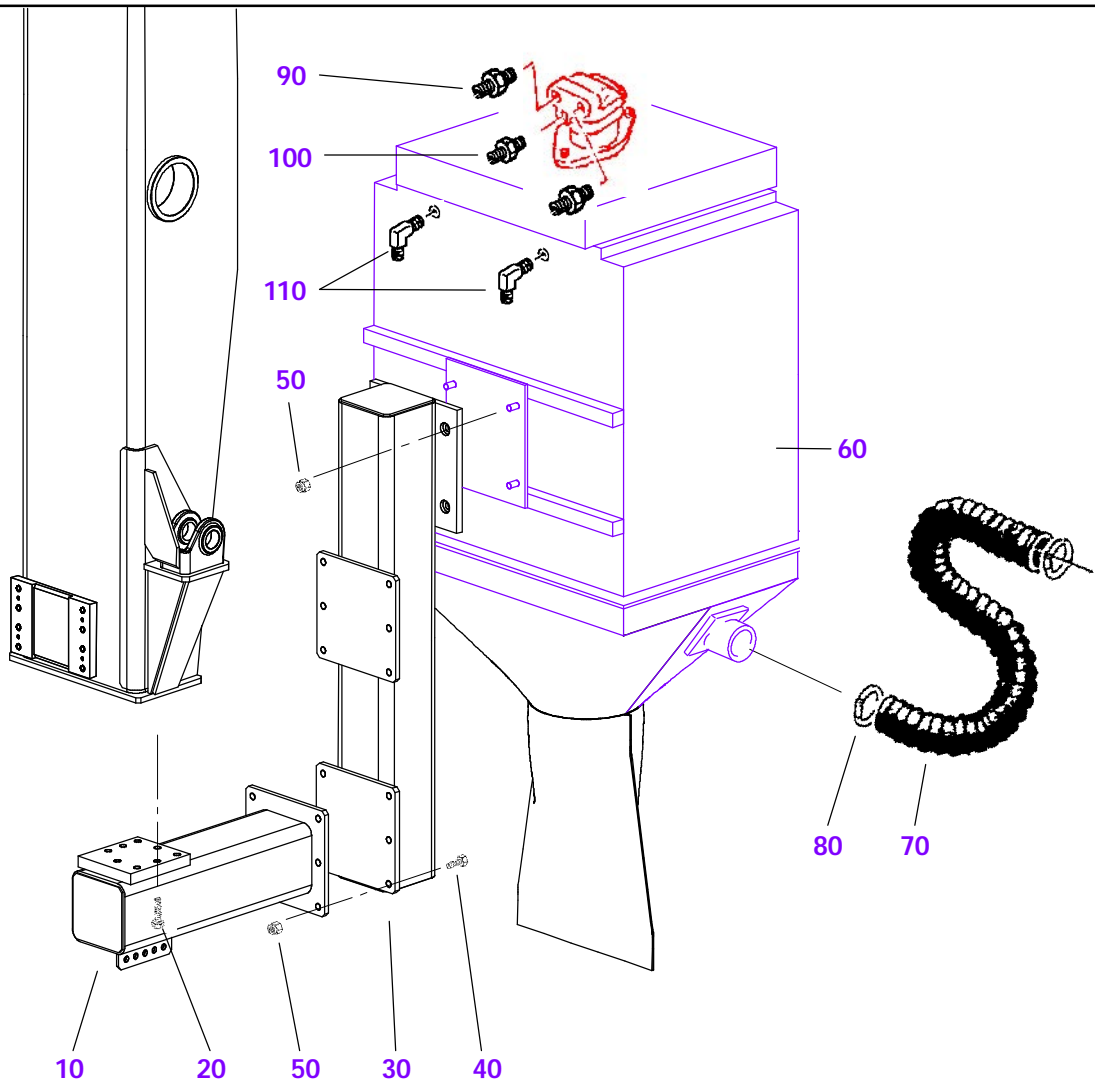
91266
86417391

10

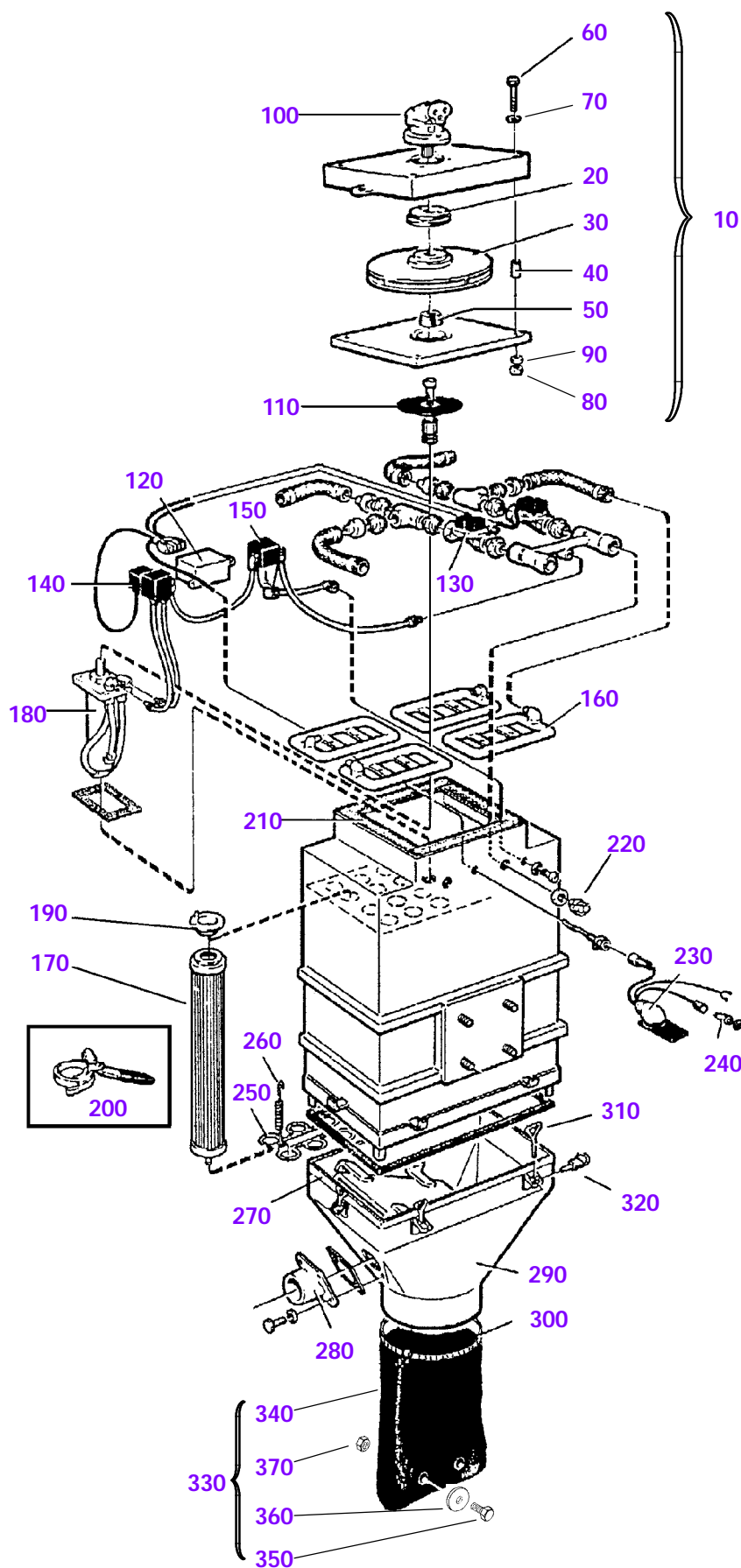
DUST COLLECTOR
CAPTEUR DE POUSSIÈRES

Ensemble capteur / support
Dust collector support assembly

N° 11075
10 / 1998
revision 00



Item	CPN	Ref.	Qty	Part name	Désignation	Page
10	86498441	95769	1	Support	Support	
20	86419629	93473	8	M20, hexa. head screw	Vis H M20	
30	86498458	95770	1	Support	Support	
40	86448396	92906	6	M16, hexa. head screw	Vis H M16	
50	86226123	2845	10	M16, lock nut	Ecrou HFR M16	
60	86363074	77038	1	Dust collector	Capteur de poussières	3
				Evacuation hose	Flexible d'évacuation	
70	86377736	80959	4m	Hose Ø 120 (take into....	Flexible Ø 120 (pris dans....	
80	86367026	78203	2	Clamp	Collier de serrage	
				Couplings	Raccords	
90	86266301	27611	2	Adapter	Adapteur	
100	86331907	63415	1	Adapter	Adapteur	
110	95219853	17366	2	Adapter	Adapteur	



Capteur de poussières
Dust collector
HML 900A

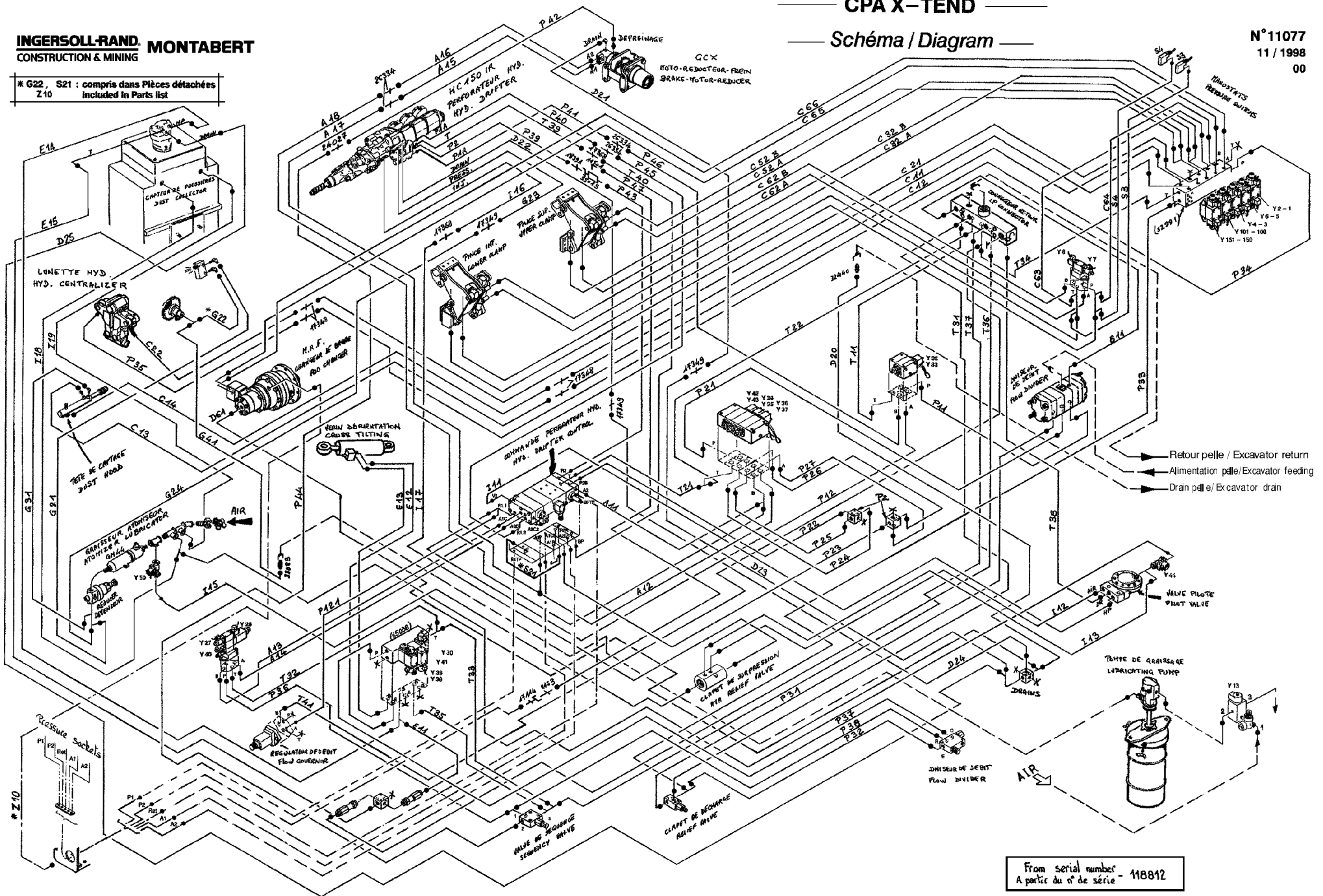
: 77038
: 86363074

N° 11076
10 / 1998
revision 00

Item	CPN	Ref.	Qty	Part name	Désignation	Page
10	86367935	78440	1	Fan top assy. (without motor) including :	Turbine (sans moteur) comprenant :	
20	86367950	78442	1	(Flange	(Bride support moteur	
30	86375052	80190	1	(Wheel	(Roue de turbine	
40	86367968	78443	4	(Spacer	(Entretoise	
50	86375060	80191	1	(Sleeve	(Manchon expansible	
60	96706999	16839	4	(M 10, hexa. head screw	(Vis H M 10	
70	86235678	10510	4	(Washer	(Rondelle	
80	86248531	17792	2	(Lock nut M 10	(Ecrou HFR M 10	
90	86289261	42577	2	(Washer	(Rondelle	
100	86280583	36948	1	Hydraulic motor including :	Moteur hydraulique compr. :	
	86356870	74844	1	(Shaft seal	(Joint tournant	
110	86367778	78415	1	Valve	Clapet obturateur	
120	86367786	78416	1	Pressure retarder	Temporisateur	
130	86367794	78417	1	Electro-distributor including :	Electro-distributeur compr. :	
	86367802	78418	1	(Solenoid	(Solénoïde	
140	86400306	86571	1	Electro-distributor including :	Electro-distributeur compr. :	
	86367802	78418	1	(Solenoid	(Solénoïde	
150	86384849	82981	1	Draining filter	Filtre purgeur	
160	86368024	78450	1	Cleaning manifold	Collecteur de soufflage	
170	86387685	83515	24	Filter assy.	Filtre polyester	
180	86393949	84969	1	Pneumatic cylinder	Vérin pneumatique	
190	86373982	79921	24	Filter plug	Bouchon de filtre	
200	86368040	78452	1	Filter mounting tool	Outil montage filtre	
210	86367851	78425	1	Rubber profile	Profil caoutchouc	
220	86368057	78453	1	Half coupling	Demi raccord express	
230	86368081	78456	1	Electric beam	Faisceau électrique	
240	86489648	78427	1	Pressure switch	Pressostat	
250	86397676	85904	1	Filter separating grid	Grille séparation filtres	
260	86220027	81242	2	Spring	Ressort	
270	86335957	65116	4m	Rubber profile	Profil caoutchouc	
280	86363421	77150	1	Suction nozzle	Buse d'aspiration	
290	86368149	78463	1	Hopper	Trémie	
300	86223583	72257	1	Collar	Collier de serrage	
310	86368156	78464	6	Hook	Crochet de fermeture	
320	86222973	16872	6	Pin	Goupille clip	
330	86423142	92767	1	Rubber sleeve (cuttings drain) including :	Manchette évacuation cuttings comprenant :	
340	86220530	72258	1	(Rubber sleeve	(Clapet caoutchouc	
350	86423753	92822	2	(M 10, hexa. head screw	(Vis H M 10	
360	86283306	39121	4	(Washer	(Rondelle	
370	96710017	50089	2	(Lock nut M 10	(Ecrou HFR M 10	

***SPARE HYDRAULIC HOSES
RECHANGE FLEXIBLES HYD.***

* G22, S21 : compris dans Pièces détachées
Z.10 Included in Parts list



4400-141

TM 5-3805-280-24P

From serial number - 418812
A partir du n° de série - 418812

SPARE HYDRAULIC HOSES

RECHANGE FLEXIBLES HYDRAULIQUES

N° 11077
11 / 1998
00

CPA X-TEND with rod changer
See Diagram N° 11077.

CPA X-TEND avec changeur de barre
Voir Schéma N° 11077.

Pos. Repère	C.P.N.	Parts N° Référence
A11	86449758	38319
A12	86499639	41002
A13	86499647	44828
A14	86499647	44828
A15	86505831	96060
A16	86505831	96060
A17	86485265	94953
A18	86276706	34376
B11	86485414	94969
C11	86273299	32420
C12	86273299	32420
C13	86281375	37585
C14	86258696	23314
C21	86280385	36729
C22	86336153	65191
C32A	86470531	35351
C32B	86470531	35351
C41A	86264363	26104
C41B	86264363	26104
C52A	86276003	33868
C52B	86276003	33868
C62A	86276029	33870
C62B	86276029	33870
C63	86274032	32732
C64	86274032	32732
C65	86264306	26097
C66	86264306	26097

Pos. Repère	C.P.N.	Parts N° Référence
D20	86255072	21506
D21	86276201	33982
D22	86346087	69873
D23	86281771	37904
D24	86449782	38475
D25	86505781	32104
D61	86258704	23315
E11	86502556	56338
E12	86271954	31310
E13	86271954	31310
E14	86290194	43153
E15	86273216	32398
G21	86275989	33865
i G22	86284650	40099
G23	86346087	69873
G24	86485216	94948
G31	86447075	47817
G41	86264330	26101
I11	86485257	94952
I12	86452364	70404
I13	86285012	40441
I14	86485232	94950
I15	86466661	91851
I16	86485380	94966
I17	86485356	94963
I18	86359072	75725
I19	86359072	75725

i Compris dans chapitre 2 / Included in chapter 2.

SPARE HYDRAULIC HOSES

RECHANGE FLEXIBLES HYDRAULIQUES

N° 11077
11 / 1998
00

Pos. Repère	C.P.N.	Parts N° Référence
P11	86499670	36365
P12	86485273	94955
P21	86485406	94968
P22	86485323	94960
P23	86485331	94961
P24	86284098	39621
P25	86499688	36734
P26	86284098	39621
P27	86499696	34382
P31	86499704	57793
P32	86318359	57784
P33	86498094	49724
P34	86273190	32395
P35	86336153	65191
P36	86499712	49717
P37	86485208	94947
P38	86281508	37700
P39	86502408	96080
P40	86281730	37896
P41	86276730	34380
P42	86321163	58925
P43	86485372	94965
P44	86279395	36132
P45	86284114	39627
P46	86485265	94953
P47	86447125	38474
P121	86495009	95490

Pos. Repère	C.P.N.	Parts N° Référence
S3	86274040	32733
S4	86274040	32733
© S21	86278579	35415
T11	86307337	51627
T21	86485315	94959
T22	86485349	94962
T31	86499720	48746
T32	86485224	94949
T33	86485182	94945
T34	86317120	57231
T35	86505773	26109
T36	86291259	43754
T37	86485190	94946
T38	86499738	40444
T39	86502416	96081
T40	86485364	94964
T41	86449782	38475
Electric cable protection Protection de câble électrique		
Ⓢ Z10	86505724	96054

© Compris dans chapitre 7 / Included in chapter 7.

Ⓢ Compris dans chapitre 4 / Included in chapter 4.

This page left blank intentionally.
Cette page est laissée blanche intentionnellement.

NUMERICAL INDEX

PART NO.	GRID	KEY	PAGE	PART NO.	GRID	KEY	PAGE	PART NO.	GRID	KEY	PAGE
AA34965	1D9	13	0407 - 6	AT101945	2E17	16	1830 - 38	AT131437	2H20	13	2160 - 19
AA34965	2D7	25	1830 - 3	AT106365	2C12	0B	1810 - 33	AT131732	1J4	6	1740 - 9
AA34965	2D13	3	1830 - 9	AT107392	1C8	4	0260 - 21	AT131732	1J4	7	1740 - 9
AA34965	2D15	5	1830 - 11	AT107392	2H16	12	2160 - 15	AT131743	2F20	21	1910 - 25
AA34965	2D21	3	1830 - 17	AT107392	3D10	1	3360 - 7	AT131743	2G14	2	2002 - 3
AE24616	2H20	1	2160 - 19	AT107392	3D18	4	3360 - 15	AT131753	3H15	45	4360 - 3
AE24616	2I14	4	2201A - 9	AT107393	3D18	5	3360 - 15	AT131864	2B10	16A	1810 - 7
AE24616	3D2	2	3315 - 19	AT114853	3D6	18	3360 - 3	AT131865	2B10	16B	1810 - 7
AE24616	3H8	1	3362A - 5	AT114853	3G20	8	3360 - 89	AT131902	3D10	10	3360 - 7
AE35617	3H8	2	3362A - 5	AT115448	3G14	11	3360 - 83	AT131922	1G4	1K	0520 - 3
AE42067	3D2	6	3315 - 19	AT115451	3G14	9	3360 - 83	AT132162	3H17	70	4360 - 5
AE42718	3G16	2	3360 - 85	AT115535	3D2	12	3315 - 19	AT132273	3F22	24	3360 - 67
AE49297	3H8	3	3362A - 5	AT116262	1114	1	1671A - 3	AT132356	3E8	68	3360 - 29
AE52955	3H8	4	3362A - 5	AT116262	1114	10	1671A - 3	AT132356	3E10	68	3360 - 31
AE52955	3H12	1	3362A - 9	AT116262	1114	11	1671A - 3	AT132396	3E8	92	3360 - 29
AH103182	2H16	3	2160 - 15	AT116262	1114	12	1671A - 3	AT132396	3E10	92	3360 - 31
AH108250	3D2	8	3315 - 19	AT116262	1114	13	1671A - 3	AT134346	2H20	1	2160 - 19
AH138802	1F18	24	0510 - 5	AT116486	3G16	4	3360 - 85	AT134346	2H20	12	2160 - 19
AH20849	1G4	1D	0520 - 3	AT116486	3H8	7	3362A - 5	AT135551	3G14	12	3360 - 83
AH75160	3G16	3	3360 - 85	AT116486	3H12	3	3362A - 9	AT13740	1C24	28	0404 - 3
AH91325	3H8	5	3362A - 5	AT117121	1114	2	1671A - 3	AT13740	1F16	1B	0510 - 3
AH91325	3H12	2	3362A - 9	AT120949	3F24	8	3360 - 69	AT139382	3G14	4	3360 - 83
AH97777	2H20	3	2160 - 19	AT121321	1H12	23	1674 - 15	AT139383	3G14	3	3360 - 83
AL2976T	1F4	14	0505 - 3	AT121321	1H25	23	1674 - 31	AT141562	3G14	15	3360 - 83
AP33356	2E23	50	1910 - 3	AT121321	3E16	20	3360 - 37	AT142288	1H18	1	1674 - 21
AP33668	1H21	5	1674 - 25	AT121585	2C2	4	1810 - 23	AT142288	1I6	1	1674 - 37
AP33668	1I9	5	1674 - 41	AT122152	2F20	27	1910 - 25	AT145341	1H8	15	1674 - 11
AP33668	3E24	28	3360 - 45	AT122928	2H14	14B	2160 - 13	AT145384	1C24	29	0404 - 3
AP34035	1F25	0	0515 - 3	AT122946	3G24	17	3360 - 93	AT145651	1F20	15	0510 - 7
AP34245	1F25	3	0515 - 3	AT122960	3G18	63	3360 - 87	AT145651	1F20	16	0510 - 7
AP34401	2E12	6	1830 - 33	AT126162	2F18	2A	1910 - 23	AT147301	1F22	10	0510 - 9
AP34402	2C8	4	1810 - 29	AT126162	2F18	4A	1910 - 23	AT147343	2H14	5	2160 - 13
AP34420	2E23	0	1910 - 3	AT126336	3E24	17	3360 - 45	AT147803	1G10	22	0560 - 3
AP34421	2E23	2	1910 - 3	AT126336	3F2	17	3360 - 47	AT147803	1H10	1A	1674 - 13
AP34422	2E23	5	1910 - 3	AT126362	3G22	33	3360 - 91	AT147803	2B14	8	1810 - 11
AP34423	2E23	8	1910 - 3	AT126456	3G22	27	3360 - 91	AT147803	2E23	18A	1910 - 3
AP34424	2E23	11	1910 - 3	AT126458	3E24	32	3360 - 45	AT147803	2E25	9A	1910 - 5
AP34425	2E23	13	1910 - 3	AT126458	3G22	66	3360 - 91	AT147803	2F12	2A	1910 - 17
AP34426	2E23	16	1910 - 3	AT126484	3F4	44	3360 - 49	AT147803	2F18	2	1910 - 23
AP34636	2E23	1	1910 - 3	AT126601	2H23	1	2162A - 3	AT147803	2F18	4	1910 - 23
AP34637	2E23	4	1910 - 3	AT127370	3F22	25	3360 - 67	AT147803	2G4	10	1910 - 33
AP34638	2E23	6	1910 - 3	AT127606	3G18	48	3360 - 87	AT147803	2I17	11	2201A - 13
AP34639	2E23	9	1910 - 3	AT128286	3H17	16	4360 - 5	AT150345	1I20	1	1673A - 7
AP34640	2E23	12	1910 - 3	AT128294	3H17	40	4360 - 5	AT152120	3D2	18	3315 - 19
AP34652	2E23	15	1910 - 3	AT12875	1D10	5	0408 - 1	AT152154	1B6	16	0130 - 11
AP34667	1B8	12	0130 - 13	AT130053	3G16	5	3360 - 85	AT152186	2H23	2	2162A - 3
AP35675	1B6	17	0130 - 11	AT130053	3H8	8	3362A - 5	AT152968	3H8	9	3362A - 5
AR21836	1G12	0	0560 - 5	AT130053	3H12	4	3362A - 9	AT153833	2H12	5	2160 - 11
AR21836	2I15	2	2201A - 11	AT130157	1G19	..	1369 - 3	AT153834	2H12	9	2160 - 11
AR21836	2I19	5	2201A - 15	AT130379	1I23	3	1740 - 3	AT153835	2H12	12	2160 - 11
AR45925	1H8	21	1674 - 11	AT130684	3G16	6	3360 - 85	AT153837	2H12	15	2160 - 11
AR48236	1F22	5	0510 - 9	AT130817	3G8	11	3360 - 77	AT153838	2H12	10	2160 - 11
AR48236	1G8	12	0530 - 3	AT130819	3F14	5	3360 - 59	AT153842	3G2	3	3360 - 71
AR48675	1E3	14	0418 - 3	AT130941	1B17	3	0260 - 5	AT153843	3G2	8	3360 - 71
AR60937	2C6	16	1810 - 27	AT131080	3B9	10	3302 - 3	AT153844	3G2	10	3360 - 71
AR65507	1C22	9	0403 - 1	AT131080	3B9	11	3302 - 3	AT153880	2H12	3	2160 - 11
AR73234	1G4	1E	0520 - 3	AT131080	3B9	..	3302 - 3	AT153881	2H12	6	2160 - 11
AR73234	1G4	1G	0520 - 3	AT131089	3B11	3	3302 - 5	AT153882	2H12	16	2160 - 11
AR76140	2H20	17	2160 - 19	AT131090	3B9	3	3302 - 3	AT153885	2H12	..	2160 - 11
AR85517	1F12	1	0505 - 11	AT131251	3G4	11	3360 - 73	AT153902	3E14	2	3360 - 35
AR85517	1F14	1	0505 - 13	AT131251	3G6	11	3360 - 75	AT153904	3E14	5	3360 - 35
AR85519	1D16	3	0413 - 3	AT131269	3C14	11B	3315 - 7	AT154055	3C18	4	3315 - 11
AR86598	2I17	24	2201A - 13	AT131269	3C14	12B	3315 - 7	AT154056	3C18	5	3315 - 11
AR87693	1H17	1	1674 - 20	AT131302	3F18	12	3360 - 63	AT154122	3D22	10	3360 - 19
AR87693	1I5	1	1674 - 36	AT131303	3F18	13	3360 - 63	AT154127	3C18	7	3315 - 11
AT101938	3H8	6	3362A - 5	AT131414	3G8	10	3360 - 77	AT154139	1H8	10	1674 - 11
AT101944	2E17	17	1830 - 38	AT131436	2H20	8	2160 - 19	AT154150	2B10	28	1810 - 7

NUMERICAL INDEX - CONTINUED

PART NO.	GRID	KEY	PAGE	PART NO.	GRID	KEY	PAGE	PART NO.	GRID	KEY	PAGE
AT154156	1C8	15	0260 - 21	AT154685	1B17	23	0260 - 5	AT154821	3G8	40	3360 - 77
AT154162	1C4	14	0260 - 17	AT154686	1B17	15	0260 - 5	AT154823	3G4	28	3360 - 73
AT154164	2H8	15	2160 - 7	AT154688	1B21	48	0260 - 9	AT154824	3G6	28	3360 - 75
AT154173	1C4	18	0260 - 17	AT154689	3D4	0E	3340 - 3	AT154825	3G10	28	3360 - 79
AT154206	2H8	82	2160 - 7	AT154689	3G4	1A	3360 - 73	AT154826	3G6	29	3360 - 75
AT154207	3F20	7	3360 - 65	AT154689	3G4	3A	3360 - 73	AT154827	3G4	29	3360 - 73
AT154213	1H14	6	1674 - 17	AT154689	3G6	1A	3360 - 75	AT154829	3G10	39	3360 - 79
AT154213	1I2	6	1674 - 33	AT154689	3G6	3A	3360 - 75	AT154835	3D4	4	3340 - 3
AT154239	1G10	11	0560 - 3	AT154693	3D4	6	3340 - 3	AT154836	3H15	53	4360 - 3
AT154243	1F25	5	0515 - 3	AT154694	1B17	46	0260 - 5	AT154837	1B21	17	0260 - 9
AT154243	1G10	9	0560 - 3	AT154697	1B17	2	0260 - 5	AT154838	3D4	5	3340 - 3
AT154243	2H14	34	2160 - 13	AT154700	3G4	19	3360 - 73	AT154841	1A25	0	0130 - 5
AT154262	3D22	16	3360 - 19	AT154700	3G6	19	3360 - 75	AT154842	3G8	29	3360 - 77
AT154272	1G10	15	0560 - 3	AT154700	3G10	19	3360 - 79	AT154847	1B23	17	0260 - 11
AT154282	1B21	11	0260 - 9	AT154701	1B17	16	0260 - 5	AT154864	3G4	0	3360 - 73
AT154285	3F10	18	3360 - 55	AT154702	1B17	33	0260 - 5	AT154864	3G6	0	3360 - 75
AT154285	3F12	19	3360 - 57	AT154704	1B21	46	0260 - 9	AT154865	3G8	0	3360 - 77
AT154285	3G22	32	3360 - 91	AT154705	3G8	16	3360 - 77	AT154866	3G10	0	3360 - 79
AT154293	3H15	5	4360 - 3	AT154708	1B17	9	0260 - 5	AT154867	3G4	..	3360 - 73
AT154297	2H6	45	2160 - 5	AT154709	1B21	26	0260 - 9	AT154867	3G6	..	3360 - 75
AT154310	2H6	46	2160 - 5	AT154710	1B17	22	0260 - 5	AT154869	3G10	..	3360 - 79
AT154321	1C4	8	0260 - 17	AT154711	1B17	13	0260 - 5	AT154871	3E8	88	3360 - 29
AT154331	3D6	2	3360 - 3	AT154717	1B21	33	0260 - 9	AT154871	3E10	88	3360 - 31
AT154344	2D7	13	1830 - 3	AT154718	3G8	20	3360 - 77	AT154897	2F10	8	1910 - 15
AT154344	2D15	8	1830 - 11	AT154720	1B17	25	0260 - 5	AT154911	1H12	19	1674 - 15
AT154349	2H6	53	2160 - 5	AT154721	1B17	17	0260 - 5	AT154911	1H25	19	1674 - 31
AT154351	2D7	17	1830 - 3	AT154723	1C2	2	0260 - 15	AT154913	2C10	5	1810 - 31
AT154351	2D15	12	1830 - 11	AT154724	1C2	5	0260 - 15	AT154914	1G8	6C	0530 - 3
AT154352	2B10	16	1810 - 7	AT154728	3H15	14	4360 - 3	AT154915	2F8	9	1910 - 13
AT154411	3C14	5	3315 - 7	AT154731	3G10	16	3360 - 79	AT154915	2F10	7	1910 - 15
AT154412	3C14	8	3315 - 7	AT154735	3G4	20	3360 - 73	AT154916	2E25	16	1910 - 5
AT154413	2B10	24	1810 - 7	AT154735	3G6	20	3360 - 75	AT154916	2F12	8	1910 - 17
AT154528	1C4	0	0260 - 17	AT154735	3G10	20	3360 - 79	AT154924	1H6	1	1674 - 9
AT154538	3C14	11	3315 - 7	AT154736	3G4	12	3360 - 73	AT154924	1H6	2	1674 - 9
AT154540	3C14	12	3315 - 7	AT154736	3G6	12	3360 - 75	AT154924	1H6	3	1674 - 9
AT154545	2H6	57	2160 - 5	AT154736	3G10	12	3360 - 79	AT154924	1H6	4	1674 - 9
AT154553	1A25	3	0130 - 5	AT154745	1B21	49	0260 - 9	AT154924	1H6	5	1674 - 9
AT154591	3E4	75	3360 - 25	AT154750	1C2	3	0260 - 15	AT154924	1H6	6	1674 - 9
AT154591	3E6	75	3360 - 27	AT154755	3F20	11	3360 - 65	AT154924	1H6	7	1674 - 9
AT154591	3E12	75	3360 - 33	AT154756	1C2	7	0260 - 15	AT154924	1H6	8	1674 - 9
AT154627	1B17	4	0260 - 5	AT154757	1B19	1	0260 - 7	AT154924	1H6	9	1674 - 9
AT154631	1B17	29	0260 - 5	AT154759	1B21	55	0260 - 9	AT154924	1H6	10	1674 - 9
AT154632	1B17	14	0260 - 5	AT154761	1B23	7	0260 - 11	AT154924	1H6	11	1674 - 9
AT154633	1B17	21	0260 - 5	AT154762	1B23	8	0260 - 11	AT154924	1H6	12	1674 - 9
AT154634	1B17	11	0260 - 5	AT154768	1B21	51	0260 - 9	AT154928	2D17	42	1830 - 13
AT154637	1B21	2	0260 - 9	AT154770	1B21	57	0260 - 9	AT154928	3F4	34	3360 - 49
AT154650	1B21	4	0260 - 9	AT154771	1B21	41	0260 - 9	AT154929	1I23	2	1740 - 3
AT154652	1B17	37	0260 - 5	AT154772	3H15	30	4360 - 3	AT154930	2F8	0B	1910 - 13
AT154653	1B17	35	0260 - 5	AT154773	1B17	28	0260 - 5	AT154930	2F10	3B	1910 - 15
AT154659	3G8	25	3360 - 77	AT154777	1B17	20	0260 - 5	AT154937	2H14	33	2160 - 13
AT154662	1B17	7	0260 - 5	AT154778	3G10	10	3360 - 79	AT154947	3C22	7C	3315 - 15
AT154663	1B21	31	0260 - 9	AT154779	3G4	10	3360 - 73	AT154955	1H4	3	1674 - 7
AT154664	1B21	28	0260 - 9	AT154779	3G6	10	3360 - 75	AT154966	1H16	1	1674 - 19
AT154666	3G8	18	3360 - 77	AT154781	3G10	11	3360 - 79	AT154966	1I4	1	1674 - 35
AT154667	3G8	38	3360 - 77	AT154783	1B23	9	0260 - 11	AT154968	1G8	6	0530 - 3
AT154668	1B17	19	0260 - 5	AT154785	1B23	11	0260 - 11	AT154992	1H10	1	1674 - 13
AT154669	1B17	27	0260 - 5	AT154798	1B17	49	0260 - 5	AT154994	3F10	1	3360 - 55
AT154670	1B17	31	0260 - 5	AT154799	1G10	30	0560 - 3	AT154994	3F12	1	3360 - 57
AT154676	3G4	38	3360 - 73	AT154810	3G8	3	3360 - 77	AT155189	2E23	26	1910 - 3
AT154676	3G6	38	3360 - 75	AT154812	3G4	3	3360 - 73	AT155198	3H17	35	4360 - 5
AT154676	3G10	38	3360 - 79	AT154812	3G6	3	3360 - 75	AT155199	3H17	55	4360 - 5
AT154677	3G4	25	3360 - 73	AT154813	3G10	3	3360 - 79	AT155215	3H17	44	4360 - 5
AT154677	3G6	25	3360 - 75	AT154814	3G4	1	3360 - 73	AT155216	3H17	26	4360 - 5
AT154677	3G10	25	3360 - 79	AT154814	3G6	1	3360 - 75	AT155236	2F10	17	1910 - 15
AT154678	3G4	18	3360 - 73	AT154815	3G10	1	3360 - 79	AT155237	2F10	18	1910 - 15
AT154678	3G6	18	3360 - 75	AT154817	3D4	0	3340 - 3	AT155249	1C15	4	0400 - 3
AT154678	3G10	18	3360 - 79	AT154820	3G8	39	3360 - 77	AT155250	1H4	28	1674 - 7

NUMERICAL INDEX - CONTINUED

PART NO.	GRID	KEY	PAGE	PART NO.	GRID	KEY	PAGE	PART NO.	GRID	KEY	PAGE
AT155253	1H4	30	1674 - 7	AT163538	3B17	1A	3302 - 11	AT172578	1H12	40	1674 - 15
AT155254	3D12	2	3360 - 9	AT163539	3B15	1B	3302 - 9	AT172578	1H25	40	1674 - 31
AT155270	3E18	9	3360 - 39	AT163539	3B17	1B	3302 - 11	AT173242	2G4	8	1910 - 33
AT155270	3F14	25	3360 - 59	AT163540	3B15	1F	3302 - 9	AT173610	1F16	1A	0510 - 3
AT155271	1I23	29	1740 - 3	AT163540	3B17	1F	3302 - 11	AT173709	3G20	10	3360 - 89
AT155273	1H8	3	1674 - 11	AT163541	3B15	1E	3302 - 9	AT173711	3G20	2	3360 - 89
AT155274	1I23	27	1740 - 3	AT163541	3B17	1E	3302 - 11	AT173712	3G20	4	3360 - 89
AT155275	1C8	0	0260 - 21	AT163542	3B15	1D	3302 - 9	AT173713	3G20	7	3360 - 89
AT155276	1C8	1	0260 - 21	AT163542	3B17	1D	3302 - 11	AT173714	3G20	16	3360 - 89
AT155284	2F10	19	1910 - 15	AT163543	3B15	1C	3302 - 9	AT173715	3G20	17	3360 - 89
AT155295	1C8	14	0260 - 21	AT163543	3B17	1C	3302 - 11	AT173716	3G22	24	3360 - 91
AT155300	1C8	21	0260 - 21	AT163544	3B15	1G	3302 - 9	AT173717	3G22	25	3360 - 91
AT155303	3D6	7	3360 - 3	AT163544	3B17	1G	3302 - 11	AT173721	3G18	14	3360 - 87
AT155305	1B15	0	0260 - 3	AT163545	3B15	1J	3302 - 9	AT173722	3G18	15	3360 - 87
AT155307	2F20	26	1910 - 25	AT163545	3B17	1J	3302 - 11	AT173723	3G18	39	3360 - 87
AT155310	1G8	11	0530 - 3	AT163546	3B15	1I	3302 - 9	AT173727	3G18	45	3360 - 87
AT155337	1F22	1	0510 - 9	AT163546	3B17	1I	3302 - 11	AT173804	2E4	52	1830 - 25
AT155348	1H8	18	1674 - 11	AT163547	3B15	1H	3302 - 9	AT173807	2D25	37	1830 - 21
AT155350	3F18	23	3360 - 63	AT163547	3B17	1H	3302 - 11	AT173809	2D25	34	1830 - 21
AT155351	3F18	22	3360 - 63	AT163548	3B19	1A	3302 - 13	AT173815	2E4	60	1830 - 25
AT155544	1I23	13	1740 - 3	AT163548	3B21	1A	3302 - 15	AT173817	2D25	41	1830 - 21
AT155585	2F8	5	1910 - 13	AT163548	3B23	1A	3302 - 17	AT173818	2D25	38	1830 - 21
AT155616	1H2	27	1674 - 5	AT163549	3B19	1B	3302 - 13	AT173818	2E2	70	1830 - 23
AT155616	2C8	3	1810 - 29	AT163549	3B21	1B	3302 - 15	AT173819	2D25	35	1830 - 21
AT155617	1H8	30	1674 - 11	AT163549	3B23	1B	3302 - 17	AT173820	2E4	49	1830 - 25
AT155622	1G4	1	0520 - 3	AT163550	3B19	1F	3302 - 13	AT174467	3C16	0	3315 - 9
AT155628	2D11	8	1830 - 7	AT163550	3B21	1F	3302 - 15	AT174468	3C16	2	3315 - 9
AT155638	2D9	4	1830 - 5	AT163550	3B23	1F	3302 - 17	AT174469	3C16	4	3315 - 9
AT155693	3G24	26	3360 - 93	AT163551	3B19	1E	3302 - 13	AT174890	1J4	1	1740 - 9
AT155701	3C14	16	3315 - 7	AT163551	3B21	1E	3302 - 15	AT174989	1D12	18	0409 - 3
AT155729	1G17	40	1320 - 3	AT163551	3B23	1E	3302 - 17	AT175981	2H8	64	2160 - 7
AT155730	1G17	39	1320 - 3	AT163552	3B19	1D	3302 - 13	AT175989	1G10	22	0560 - 3
AT155733	1G17	20	1320 - 3	AT163552	3B23	1D	3302 - 17	AT176033	1B23	15	0260 - 11
AT155738	3F18	20	3360 - 63	AT163553	3B19	1C	3302 - 13	AT176229	2B6	1	1810 - 3
AT155739	3F18	21	3360 - 63	AT163553	3B21	1C	3302 - 15	AT176256	3F20	15	3360 - 65
AT155740	3D4	25	3340 - 3	AT163553	3B23	1C	3302 - 17	AT176258	3F20	16	3360 - 65
AT155741	3D4	24	3340 - 3	AT163554	3B19	1G	3302 - 13	AT176636	2E23	18	1910 - 3
AT156974	1H4	11	1674 - 7	AT163554	3B23	1G	3302 - 17	AT176694	1F23	2	0510 - 10
AT156993	2B18	7	1810 - 15	AT163555	3B19	1J	3302 - 13	AT176789	2B14	8	1810 - 11
AT156993	2B20	62	1810 - 17	AT163555	3B23	1J	3302 - 17	AT176799	2H16	9	2160 - 15
AT156994	2B18	9	1810 - 15	AT163556	3B19	1I	3302 - 13	AT176844	2H16	1	2160 - 15
AT156994	2B20	63	1810 - 17	AT163556	3B23	1I	3302 - 17	AT176928	1D21	10	0413 - 8
AT157057	2B12	46	1810 - 9	AT163557	3B19	1H	3302 - 13	AT176947	1F16	1	0510 - 3
AT157068	2B14	17	1810 - 11	AT163557	3B23	1H	3302 - 17	AT176948	1F16	2	0510 - 3
AT157068	2B18	16	1810 - 15	AT164676	1H18	2	1674 - 21	AT176949	1F16	5	0510 - 3
AT157668	2H20	18	2160 - 19	AT164676	1I6	2	1674 - 37	AT177372	3C10	8	3315 - 3
AT158507	3H15	13	4360 - 3	AT164896	3G12	1	3360 - 81	AT177386	3C10	9	3315 - 3
AT159553	3G14	14	3360 - 83	AT165330	3G12	1	3360 - 81	AT177400	3D22	13	3360 - 19
AT159582	3G8	14	3360 - 77	AT167080	2H14	14	2160 - 13	AT177401	3D22	22	3360 - 19
AT159782	3G24	12	3360 - 93	AT167192	3B15	1K	3302 - 9	AT177419	1G10	18	0560 - 3
AT159786	3G24	2	3360 - 93	AT167192	3B17	1K	3302 - 11	AT177463	1F16	3	0510 - 3
AT159804	2E17	20	1830 - 38	AT167193	3B15	1L	3302 - 9	AT177464	1F16	4	0510 - 3
AT159934	3G24	5	3360 - 93	AT167194	3B15	1N	3302 - 9	AT177467	1F16	6	0510 - 3
AT160368	1H19	1	1674 - 22	AT167194	3B17	1L	3302 - 11	AT177468	1F16	9	0510 - 3
AT160368	1I7	1	1674 - 38	AT167195	3B15	1M	3302 - 9	AT177469	1F16	14	0510 - 3
AT160517	3H15	12	4360 - 3	AT167196	3B19	1K	3302 - 13	AT177484	1F18	2	0510 - 5
AT160584	3E18	10	3360 - 39	AT167196	3B23	1K	3302 - 17	AT177485	1F18	1	0510 - 5
AT160584	3E22	8	3360 - 43	AT167197	3B19	1L	3302 - 13	AT177486	1F16	13	0510 - 3
AT160584	3F14	26	3360 - 59	AT167197	3B23	1L	3302 - 17	AT177487	1F18	13	0510 - 5
AT160982	1H12	0A	1674 - 15	AT167874	3B9	17	3302 - 3	AT177488	1F18	29	0510 - 5
AT160982	1H25	0A	1674 - 31	AT167874	3B9	18	3302 - 3	AT177804	2C12	0	1810 - 33
AT161039	1H4	23	1674 - 7	AT167874	3B9	..	3302 - 3	AT177805	2C12	0A	1810 - 33
AT161183	3G12	3	3360 - 81	AT170452	1C4	31	0260 - 17	AT177806	2C12	0C	1810 - 33
AT161192	2E17	25	1830 - 38	AT170759	1F4	2	0505 - 3	AT178530	3B15	1A	3302 - 9
AT162242	3G14	18	3360 - 83	AT171539	1F4	3	0505 - 3	AT178532	3B15	1B	3302 - 9
AT163156	1G23	2	1672 - 1	AT171615	2F18	20	1910 - 23	AT178534	3B15	1F	3302 - 9
AT163538	3B15	1A	3302 - 9	AT171619	2D5	1	1821 - 9	AT178536	3B15	1C	3302 - 9

NUMERICAL INDEX - CONTINUED

PART NO.	GRID	KEY	PAGE	PART NO.	GRID	KEY	PAGE	PART NO.	GRID	KEY	PAGE
AT178566	1J4	0	1740 - 9	AT180977	2C24	13	1821 - 3	AT181044	2E2	63	1830 - 23
AT178705	3G8	1	3360 - 77	AT180978	2C24	15	1821 - 3	AT181045	2E2	64	1830 - 23
AT178706	3G8	9	3360 - 77	AT180979	2C24	18	1821 - 3	AT181047	2E2	66	1830 - 23
AT178840	1G20	1	1369 - 5	AT180980	2C24	19	1821 - 3	AT181048	2E2	67	1830 - 23
AT178842	1G20	1	1369 - 5	AT180986	2E8	0	1830 - 29	AT181049	2E2	69	1830 - 23
AT178843	1G20	1	1369 - 5	AT180988	2E8	2	1830 - 29	AT181050	2E2	72	1830 - 23
AT178844	1G20	1	1369 - 5	AT180990	2E8	3	1830 - 29	AT181051	2E2	73	1830 - 23
AT178845	1F4	30	0505 - 3	AT180992	2E8	4	1830 - 29	AT181052	2E2	74	1830 - 23
AT178893	1F4	6	0505 - 3	AT180993	2D25	1	1830 - 21	AT181053	2E2	75	1830 - 23
AT178903	1G17	35	1320 - 3	AT180994	2D25	2	1830 - 21	AT181054	2E2	76	1830 - 23
AT179050	1H4	42	1674 - 7	AT180995	2D25	2A	1830 - 21	AT181055	2E2	77	1830 - 23
AT179051	1H4	42	1674 - 7	AT180995	2D25	7A	1830 - 21	AT181056	2E6	2	1830 - 27
AT179189	2H14	23	2160 - 13	AT180996	2D25	4	1830 - 21	AT181057	2E6	4	1830 - 27
AT179452	1H21	20	1674 - 25	AT180997	2D25	5	1830 - 21	AT181058	2D9	3	1830 - 5
AT179452	1I9	20	1674 - 41	AT180998	2D25	6	1830 - 21	AT181059	2E6	9	1830 - 27
AT179453	1H21	1	1674 - 25	AT180999	2D25	7	1830 - 21	AT181060	2E6	10	1830 - 27
AT179453	1I9	1	1674 - 41	AT181001	2D25	7B	1830 - 21	AT181061	2E6	11	1830 - 27
AT179454	1H21	4	1674 - 25	AT181002	2D25	10	1830 - 21	AT181062	2E6	13	1830 - 27
AT179454	1I9	4	1674 - 41	AT181003	2D25	11	1830 - 21	AT181063	2E6	14	1830 - 27
AT179455	1H21	10	1674 - 25	AT181004	2D25	12	1830 - 21	AT181064	2E6	15	1830 - 27
AT179455	1I9	10	1674 - 41	AT181005	2D25	14	1830 - 21	AT181066	2E6	16	1830 - 27
AT179476	1H12	0C	1674 - 15	AT181006	2D25	15	1830 - 21	AT181067	2E6	17	1830 - 27
AT179476	1H25	0C	1674 - 31	AT181007	2D25	16	1830 - 21	AT181068	2E6	18	1830 - 27
AT179815	2C24	16	1821 - 3	AT181008	2D25	17	1830 - 21	AT181069	2E6	19	1830 - 27
AT179816	2C24	17	1821 - 3	AT181009	2D25	18	1830 - 21	AT181070	2E6	20	1830 - 27
AT180004	1B8	5	0130 - 13	AT181010	2D25	19	1830 - 21	AT181071	2E6	21	1830 - 27
AT180005	1B8	4	0130 - 13	AT181011	2D25	20	1830 - 21	AT181072	2D9	6	1830 - 5
AT180006	1B8	7	0130 - 13	AT181011	2E2	68	1830 - 23	AT181073	2D9	14	1830 - 5
AT180007	1B4	7	0130 - 9	AT181011	2E6	8	1830 - 27	AT181074	2D9	23	1830 - 5
AT180007	1B8	1	0130 - 13	AT181012	2D25	21	1830 - 21	AT181075	2D9	24	1830 - 5
AT180007	1B10	7	0130 - 15	AT181013	2D25	22	1830 - 21	AT181076	2D11	1	1830 - 7
AT180008	1B8	9	0130 - 13	AT181014	2D25	23	1830 - 21	AT181077	2D11	2	1830 - 7
AT180009	1B10	5	0130 - 15	AT181015	2D25	24	1830 - 21	AT181078	2D11	3	1830 - 7
AT180011	1B10	8	0130 - 15	AT181016	2D25	25	1830 - 21	AT181079	2D11	4	1830 - 7
AT180012	1B10	6	0130 - 15	AT181017	2D25	26	1830 - 21	AT181080	2D11	5	1830 - 7
AT180013	1B10	3	0130 - 15	AT181018	2D25	27	1830 - 21	AT181081	2D11	6	1830 - 7
AT180014	1B4	0	0130 - 9	AT181019	2D25	28	1830 - 21	AT181082	2D11	7	1830 - 7
AT180015	1B4	5	0130 - 9	AT181020	2D25	29	1830 - 21	AT181083	2D11	10	1830 - 7
AT180016	1B4	1	0130 - 9	AT181021	2D25	30	1830 - 21	AT181125	2C10	10	1810 - 31
AT180017	1B4	8	0130 - 9	AT181022	2D25	31	1830 - 21	AT181147	1B2	0	0130 - 7
AT180019	1B4	3	0130 - 9	AT181023	2D25	32	1830 - 21	AT181148	1B2	3	0130 - 7
AT180020	1B4	4	0130 - 9	AT181023	2D25	74	1830 - 21	AT181242	3G4	44	3360 - 73
AT180021	1B4	4B	0130 - 9	AT181024	2D25	33	1830 - 21	AT181242	3G6	44	3360 - 75
AT180022	1B4	2	0130 - 9	AT181024	2D25	75	1830 - 21	AT181245	3G8	9	3360 - 77
AT180023	1B4	11	0130 - 9	AT181024	2E2	65	1830 - 23	AT181247	3G8	6	3360 - 77
AT180028	1B12	4	0130 - 17	AT181024	2E6	3	1830 - 27	AT181248	3G8	13	3360 - 77
AT180028	1B12	..	0130 - 17	AT181025	2D25	36	1830 - 21	AT181453	3D4	70	3340 - 3
AT180030	1B12	7	0130 - 17	AT181025	2E2	71	1830 - 23	AT181916	3G24	1	3360 - 93
AT180037	1B6	0	0130 - 11	AT181025	2E6	12	1830 - 27	AT181980	3C22	10	3315 - 15
AT180039	1B6	9	0130 - 11	AT181026	2D25	39	1830 - 21	AT182039	3G24	14	3360 - 93
AT180040	1B6	13	0130 - 11	AT181027	2D25	40	1830 - 21	AT182040	3G24	13	3360 - 93
AT180041	1B6	11	0130 - 11	AT181028	2D25	42	1830 - 21	AT182115	3G24	4	3360 - 93
AT180042	1B6	2	0130 - 11	AT181029	2D25	43	1830 - 21	AT182213	3G24	18	3360 - 93
AT180045	1B6	4	0130 - 11	AT181030	2D25	44	1830 - 21	AT182278	1C4	0	0260 - 17
AT180046	1B6	6	0130 - 11	AT181031	2D25	45	1830 - 21	AT182459	3G10	0	3360 - 79
AT180047	1B6	7	0130 - 11	AT181032	2D25	46	1830 - 21	AT182602	1D6	12	0407 - 3
AT180124	1I14	3	1671A - 3	AT181033	2E2	48	1830 - 23	AT182602	1G20	1	1369 - 5
AT180333	1G20	1	1369 - 5	AT181033	2E4	0	1830 - 25	AT182602	3E16	29	3360 - 37
AT180334	1G20	1	1369 - 5	AT181034	2E4	51	1830 - 25	AT182603	1G20	1	1369 - 5
AT180335	1G20	1	1369 - 5	AT181036	2E4	54	1830 - 25	AT182612	2B20	70	1810 - 17
AT180970	2C24	0	1821 - 3	AT181037	2E4	55	1830 - 25	AT182613	2B20	71	1810 - 17
AT180971	2C24	7	1821 - 3	AT181038	2E4	56	1830 - 25	AT182614	2B20	72	1810 - 17
AT180972	2C24	8	1821 - 3	AT181039	2E4	57	1830 - 25	AT182616	2B20	73	1810 - 17
AT180973	2C24	9	1821 - 3	AT181040	2E4	58	1830 - 25	AT182625	2B10	12	1810 - 7
AT180974	2C24	10	1821 - 3	AT181041	2E4	59	1830 - 25	AT182625	2B10	22	1810 - 7
AT180975	2C24	11	1821 - 3	AT181042	2E4	61	1830 - 25	AT182626	2B10	12	1810 - 7
AT180976	2C24	12	1821 - 3	AT181043	2E4	62	1830 - 25	AT182626	2B10	22	1810 - 7

NUMERICAL INDEX - CONTINUED

PART NO.	GRID	KEY	PAGE	PART NO.	GRID	KEY	PAGE	PART NO.	GRID	KEY	PAGE
AT182688	2D17	13	1830 - 13	AT186597	2G23	5	2013B - 3	AT200005	1H12	20	1674 - 15
AT182726	3G18	0	3360 - 87	AT186611	3E16	8	3360 - 37	AT200005	1H25	20	1674 - 31
AT182726	3G20	0	3360 - 89	AT186622	3G16	1	3360 - 85	AT200011	1C10	6	0260 - 23
AT182726	3G22	0	3360 - 91	AT186623	3G16	7	3360 - 85	AT200012	1H4	14	1674 - 7
AT183082	2B16	61	1810 - 13	AT186671	1F12	4	0505 - 11	AT200012	3F10	38	3360 - 55
AT183083	2B16	62	1810 - 13	AT186671	1F14	4	0505 - 13	AT200012	3F12	32	3360 - 57
AT183084	2B16	63	1810 - 13	AT186672	2I8	9	2201A - 3	AT200467	1I23	28	1740 - 3
AT183085	2B16	67	1810 - 13	AT186677	2I23	5	2201A - 19	AT200499	1H12	0B	1674 - 15
AT183086	2B16	68	1810 - 13	AT186773	3H8	12	3362A - 5	AT200499	1H25	0B	1674 - 31
AT183222	1F4	7A	0505 - 3	AT186776	3H8	13	3362A - 5	AT200584	2B12	59	1810 - 9
AT183222	1F4	8A	0505 - 3	AT186777	3H8	14	3362A - 5	AT200951	3H15	24	4360 - 3
AT183222	1F4	8B	0505 - 3	AT186966	3H8	15	3362A - 5	AT200953	3H15	15	4360 - 3
AT183331	2B10	3A	1810 - 7	AT186966	3H8	16	3362A - 5	AT200954	3H15	33	4360 - 3
AT183401	1F20	10	0510 - 7	AT186968	3H12	5	3362A - 9	AT200969	3H15	39	4360 - 3
AT183626	1H2	0	1674 - 5	AT186968	3H12	6	3362A - 9	AT200990	2H6	36	2160 - 5
AT183658	3G8	..	3360 - 77	AT186984	3H8	17	3362A - 5	AT200991	3G22	65	3360 - 91
AT183688	2H4	1	2160 - 3	AT186985	3H8	18	3362A - 5	AT200993	3H15	32	4360 - 3
AT183688	2H6	0	2160 - 5	AT186986	3H8	19	3362A - 5	AT200995	1C15	12	0400 - 3
AT183689	1B17	0	0260 - 5	AT186987	3H8	20	3362A - 5	AT200996	3H15	9	4360 - 3
AT183689	1B21	0	0260 - 9	AT187224	3H8	21	3362A - 5	AT201005	2H10	29	2160 - 9
AT183690	3H15	4	4360 - 3	AT187225	3H8	22	3362A - 5	AT201025	2F18	16	1910 - 23
AT183690	3H17	1	4360 - 5	AT187226	3H8	23	3362A - 5	AT201032	2F18	11	1910 - 23
AT183797	2H23	3	2162A - 3	AT187227	3H8	24	3362A - 5	AT201190	3H15	26	4360 - 3
AT183797	3H8	10	3362A - 5	AT187228	3H8	25	3362A - 5	AT201199	1G12	7A	0560 - 5
AT183798	2H23	4	2162A - 3	AT187672	2G22	3	2013B - 2	AT201199	1G12	8A	0560 - 5
AT184108	1B12	..	0130 - 17	AT187855	2I12	9	2201A - 7	AT201205	3H8	29	3362A - 5
AT185503	3E16	28	3360 - 37	AT187855	2I14	9	2201A - 9	AT202122	2H6	28	2160 - 5
AT186110	2E20	1	1801A - 3	AT187855	2I14	8	2201A - 9	AT202122	2H12	0	2160 - 11
AT186111	2H24	2	2163A - 1	AT187856	2I12	10	2201A - 7	AT202291	3C18	1	3315 - 11
AT186111	3H2	3	3360 - 95	AT187856	2I14	8	2201A - 9	AT202292	3C18	0	3315 - 11
AT186112	2H24	1	2163A - 1	AT187856	3H8	27	3362A - 5	AT202309	3F10	28	3360 - 55
AT186112	3H2	4	3360 - 95	AT187856	3H8	28	3362A - 5	AT202320	3F10	27	3360 - 55
AT186113	2H24	3	2163A - 1	AT188551	3H8	28	3362A - 5	AT202379	3C24	19	3315 - 17
AT186114	2H24	4	2163A - 1	AT188607	3B9	1	3302 - 3	AT202380	3C24	17	3315 - 17
AT186120	2G20	1	2005A - 3	AT188608	3B11	1	3302 - 5	AT202408	1B21	45	0260 - 9
AT186124	2I2	1	2163B - 1	AT188611	3C4	9	3302 - 23	AT202409	1B21	14	0260 - 9
AT186124	3H2	10	3360 - 95	AT188611	3H4	3	3301A - 2	AT202412	2H6	4	2160 - 5
AT186126	2I2	2	2163B - 1	AT188613	3H4	..	3301A - 2	AT202414	2H6	3	2160 - 5
AT186126	3H2	9	3360 - 95	AT188616	3H4	2	3301A - 2	AT202415	2H6	14	2160 - 5
AT186128	2I2	3	2163B - 1	AT188688	3C6	29	3302 - 25	AT202416	2H6	15	2160 - 5
AT186129	2I2	4	2163B - 1	AT188688	3H4	1	3301A - 2	AT202418	2H6	15	2160 - 5
AT186181	1I16	1	1673A - 3	AT188852	2I8	5	2201A - 3	AT202418	1B21	19	0260 - 9
AT186193	1I18	1	1673A - 5	AT188853	2I8	14	2201A - 3	AT202419	1B21	40	0260 - 9
AT186197	1I20	2	1673A - 7	AT188854	2I23	2	2201A - 19	AT202443	2H6	25	2160 - 5
AT186199	1I18	2	1673A - 5	AT188855	2I23	4	2201A - 19	AT202449	2H6	63	2160 - 5
AT186251	2B10	42	1810 - 7	AT188856	2I23	11	2201A - 19	AT202452	2H6	34	2160 - 5
AT186251	2G15	1	2003 - 2	AT188857	2I10	4	2201A - 5	AT202454	3E10	87	3360 - 31
AT186258	2B10	43	1810 - 7	AT188857	2I10	4	2201A - 5	AT202461	2H16	11	2160 - 15
AT186258	2G15	2	2003 - 2	AT188885	2I12	1	2201A - 7	AT202462	2B6	2	1810 - 3
AT186269	2G8	1	1913A - 3	AT188888	2I12	5	2201A - 7	AT202466	2H8	10	2160 - 7
AT186270	2G8	2	1913A - 3	AT188891	2I12	7	2201A - 7	AT202466	2H8	10	2160 - 7
AT186407	2G18	1	2004A - 3	AT188892	2I12	11	2201A - 7	AT203130	2G18	22	2004A - 3
AT186408	2G18	2	2004A - 3	AT188893	2I12	11	2201A - 7	AT203646	1C4	23	0260 - 17
AT186409	2G18	3	2004A - 3	AT188894	2I14	2	2201A - 9	AT203647	2H6	16	2160 - 5
AT186415	2G18	4	2004A - 3	AT188895	2I14	6	2201A - 9	AT203648	2H6	43	2160 - 5
AT186554	3E16	3A	3360 - 37	AT188897	2I14	10	2201A - 9	AT203648	2H8	80	2160 - 7
AT186556	2I23	1	2201A - 19	AT188897	2I14	14	2201A - 9	AT203649	2H6	54	2160 - 5
AT186558	2I23	3	2201A - 19	AT188898	3H2	8	3360 - 95	AT203649	2H8	67	2160 - 7
AT186577	1F6	1	0505 - 5	AT188898	3H2	8	3360 - 95	AT203653	2H12	2	2160 - 11
AT186577	1F12	2	0505 - 11	AT189007	2I19	13	2201A - 15	AT203656	2H12	2	2160 - 11
AT186577	1F14	2	0505 - 13	AT189409	2H24	..	2163A - 1	AT203657	1B21	64	0260 - 9
AT186578	1F12	3	0505 - 11	AT189410	2H24	..	2163A - 1	AT204788	1B21	63	0260 - 9
AT186578	1F14	3	0505 - 13	AT189412	2I2	..	2163B - 1	AT204789	3F22	9	3360 - 67
AT186580	2C4	1	1810 - 25	AT189412	2I2	..	2163B - 1	AT204789	3F22	18	3360 - 67
AT186581	2C4	2	1810 - 25	AT189538	2H23	5	2162A - 3	AT204834	3F22	18	3360 - 67
AT186582	2C4	3	1810 - 25	AT189640	2H20	1	2160 - 19	AT204834	2H6	62	2160 - 5
AT186596	2G22	1	2013B - 2	AT189684	1I14	15	1671A - 3	AT204835	2H6	37	2160 - 5
				AT189713	2G23	9	2013B - 3	AT204850	1B23	21	0260 - 11
				AT190186	3H2	8	3360 - 95	AT204850	1B25	0	0260 - 13
								AT204861	3F22	8	3360 - 67
								AT204877	1B23	30	0260 - 11

NUMERICAL INDEX - CONTINUED

PART NO.	GRID	KEY	PAGE	PART NO.	GRID	KEY	PAGE	PART NO.	GRID	KEY	PAGE
AT204878	1B23	31	0260 - 11	AT213654	3H17	4	4360 - 5	AT213726	2C20	0	1810 - 41
AT204879	1B25	1	0260 - 13	AT213655	3H17	8	4360 - 5	AT213730	2H8	25	2160 - 7
AT204883	1B25	16	0260 - 13	AT213656	3H17	81	4360 - 5	AT213732	2H8	28	2160 - 7
AT204885	1B25	9	0260 - 13	AT213658	3E4	32	3360 - 25	AT213733	2H8	27	2160 - 7
AT204886	1B25	10	0260 - 13	AT213659	3E4	33	3360 - 25	AT213734	2H8	3	2160 - 7
AT204888	2H6	63B	2160 - 5	AT213660	3E4	63	3360 - 25	AT213735	2H8	4	2160 - 7
AT204892	2H6	63A	2160 - 5	AT213660	3E6	63	3360 - 27	AT213737	3D22	24	3360 - 19
AT204940	3F6	6	3360 - 51	AT213660	3E12	63	3360 - 33	AT213739	2C20	24	1810 - 41
AT204965	3H15	7	4360 - 3	AT213661	3E4	69	3360 - 25	AT213743	3C10	2	3315 - 3
AT207608	1G23	3	1672 - 1	AT213661	3E6	69	3360 - 27	AT213744	3C10	1	3315 - 3
AT208435	1116	2	1673A - 3	AT213661	3E8	69	3360 - 29	AT213745	3C10	5	3315 - 3
AT208435	1118	3	1673A - 5	AT213661	3E10	69	3360 - 31	AT213746	3C16	14	3315 - 9
AT208435	1120	3	1673A - 7	AT213662	3E4	12	3360 - 25	AT213747	3C16	12	3315 - 9
AT213603	2D7	10	1830 - 3	AT213663	3E4	14	3360 - 25	AT213750	2H14	30	2160 - 13
AT213603	2D15	28	1830 - 11	AT213663	3E6	14	3360 - 27	AT213753	3F14	21	3360 - 59
AT213603	2E14	2	1830 - 35	AT213665	3E4	31	3360 - 25	AT213754	2F14	3	1910 - 19
AT213603	2E16	51	1830 - 37	AT213666	3E6	48	3360 - 27	AT213755	3E18	5	3360 - 39
AT213605	1123	16	1740 - 3	AT213667	3E6	49	3360 - 27	AT213756	3E22	5	3360 - 43
AT213606	2B16	34M	1810 - 13	AT213668	3E4	72	3360 - 25	AT213762	2H8	42	2160 - 7
AT213607	1H4	24	1674 - 7	AT213669	3E6	3	3360 - 27	AT213767	2H8	57	2160 - 7
AT213608	2B16	55	1810 - 13	AT213670	3E6	4	3360 - 27	AT213775	2H6	56	2160 - 5
AT213608	2E16	15	1830 - 37	AT213671	3E6	5	3360 - 27	AT213777	3F14	19	3360 - 59
AT213609	2B14	33	1810 - 11	AT213672	3E6	13	3360 - 27	AT213778	2C20	21	1810 - 41
AT213610	2B18	20	1810 - 15	AT213675	3E6	64	3360 - 27	AT213779	2C20	8	1810 - 41
AT213611	2B12	86	1810 - 9	AT213675	3E12	64	3360 - 33	AT213780	3F10	33	3360 - 55
AT213612	3D22	27	3360 - 19	AT213676	3E8	16	3360 - 29	AT213780	3F12	28	3360 - 57
AT213613	3E16	4	3360 - 37	AT213676	3E10	16	3360 - 31	AT213782	2C22	1	1810 - 43
AT213614	3C22	8	3315 - 15	AT213677	3E8	17	3360 - 29	AT213782	2D7	29	1830 - 3
AT213614	3D8	4	3360 - 5	AT213677	3E10	17	3360 - 31	AT213783	2C20	12	1810 - 41
AT213614	3D12	11	3360 - 9	AT213678	3E8	18	3360 - 29	AT213784	3F10	34	3360 - 55
AT213614	3D14	2	3360 - 11	AT213678	3E10	18	3360 - 31	AT213784	3F12	29	3360 - 57
AT213614	3D14	6	3360 - 11	AT213681	3E8	36	3360 - 29	AT213790	3H15	6	4360 - 3
AT213614	3D16	2	3360 - 13	AT213682	3E8	37	3360 - 29	AT213791	2C6	19	1810 - 27
AT213614	3D18	2	3360 - 15	AT213683	3E8	38	3360 - 29	AT213792	1H4	12	1674 - 7
AT213614	3D20	4	3360 - 17	AT213684	3E8	39	3360 - 29	AT213793	2H8	31	2160 - 7
AT213614	3E16	0	3360 - 37	AT213685	3E8	40	3360 - 29	AT213794	2H10	35	2160 - 9
AT213615	3D6	9	3360 - 3	AT213686	3E8	41	3360 - 29	AT213799	2B16	59	1810 - 13
AT213616	3F8	9	3360 - 53	AT213687	3E8	52	3360 - 29	AT213803	3D10	11	3360 - 7
AT213624	2B14	14	1810 - 11	AT213688	3E8	59	3360 - 29	AT213809	3E22	7	3360 - 43
AT213625	2C14	39	1810 - 35	AT213689	3E8	60	3360 - 29	AT213809	3F2	18	3360 - 47
AT213627	3E12	67	3360 - 33	AT213690	3E8	65	3360 - 29	AT213810	3E24	16	3360 - 45
AT213628	3F24	2	3360 - 69	AT213690	3E12	65	3360 - 33	AT213811	3F4	43	3360 - 49
AT213629	3H17	69	4360 - 5	AT213691	3E8	78	3360 - 29	AT213817	1H2	23	1674 - 5
AT213630	3H17	61	4360 - 5	AT213692	3E10	19	3360 - 31	AT213824	3H12	7	3362A - 9
AT213630	3H17	64	4360 - 5	AT213693	3E10	20	3360 - 31	AT213826	1H2	4	1674 - 5
AT213630	3H17	67	4360 - 5	AT213694	3E10	21	3360 - 31	AT213830	3D14	7	3360 - 11
AT213631	3H17	11	4360 - 5	AT213695	3E10	57	3360 - 31	AT213831	3D10	8	3360 - 7
AT213632	3H17	20	4360 - 5	AT213696	3E10	58	3360 - 31	AT213831	3E16	27	3360 - 37
AT213634	3H17	80	4360 - 5	AT213697	3E12	27	3360 - 33	AT213831	3E22	13	3360 - 43
AT213635	3H17	10	4360 - 5	AT213698	3E12	66	3360 - 33	AT213831	3F14	31	3360 - 59
AT213636	3H17	6	4360 - 5	AT213699	3E12	2	3360 - 33	AT213831	3F16	14	3360 - 61
AT213637	3H17	7	4360 - 5	AT213700	3E12	22	3360 - 33	AT213831	3G22	68	3360 - 91
AT213638	3H17	13	4360 - 5	AT213701	3E12	23	3360 - 33	AT213832	3D14	8	3360 - 11
AT213639	3H17	14	4360 - 5	AT213702	3E12	25	3360 - 33	AT213832	3D14	10	3360 - 11
AT213640	3H17	17	4360 - 5	AT213703	3E12	26	3360 - 33	AT213832	3D14	12	3360 - 11
AT213641	3H17	23	4360 - 5	AT213704	3E12	28	3360 - 33	AT213832	3D14	14	3360 - 11
AT213642	3H17	24	4360 - 5	AT213705	3G2	2	3360 - 71	AT213832	3D18	7	3360 - 15
AT213643	3H17	31	4360 - 5	AT213706	3G2	5	3360 - 71	AT213832	3D18	9	3360 - 15
AT213645	3H17	5	4360 - 5	AT213707	3G2	9	3360 - 71	AT213832	3D18	11	3360 - 15
AT213646	3H17	43	4360 - 5	AT213708	3F22	11	3360 - 67	AT213832	3D18	13	3360 - 15
AT213647	3H17	72	4360 - 5	AT213709	3F24	4	3360 - 69	AT213834	3E16	3	3360 - 37
AT213648	3H17	91	4360 - 5	AT213710	3F24	5	3360 - 69	AT213839	1B10	21	0130 - 15
AT213649	3H17	2	4360 - 5	AT213721	2H8	41	2160 - 7	AT213840	3E24	29	3360 - 45
AT213650	3H17	42	4360 - 5	AT213722	2C20	3	1810 - 41	AT213840	3F4	31	3360 - 49
AT213651	3H17	3	4360 - 5	AT213723	2C20	4	1810 - 41	AT213843	3H15	10	4360 - 3
AT213652	3H17	50	4360 - 5	AT213724	2C20	17	1810 - 41	AT213844	3E22	14	3360 - 43
AT213653	3H17	21	4360 - 5	AT213725	2C20	16	1810 - 41	AT213845	3E22	16	3360 - 43

NUMERICAL INDEX - CONTINUED

PART NO.	GRID	KEY	PAGE	PART NO.	GRID	KEY	PAGE	PART NO.	GRID	KEY	PAGE
AT213847	2H8	12	2160 - 7	AT213956	3E24	36	3360 - 45	AT214069	2B12	47	1810 - 9
AT213853	3F2	1	3360 - 47	AT213957	3F10	31	3360 - 55	AT214070	2B12	97	1810 - 9
AT213854	3E18	3	3360 - 39	AT213957	3F12	26	3360 - 57	AT214071	2B12	8	1810 - 9
AT213855	3E22	0	3360 - 43	AT213958	2C18	3	1810 - 39	AT214072	2B18	26	1810 - 15
AT213856	3E22	3	3360 - 43	AT213959	3F2	7	3360 - 47	AT214073	2B18	22	1810 - 15
AT213857	3E22	4	3360 - 43	AT213960	2C20	27	1810 - 41	AT214074	2B20	42	1810 - 17
AT213861	3C24	21	3315 - 17	AT213962	3F10	32	3360 - 55	AT214075	2B12	14	1810 - 9
AT213862	3F8	8	3360 - 53	AT213962	3F12	27	3360 - 57	AT214076	2B12	17	1810 - 9
AT213862	3G2	0	3360 - 71	AT213967	2F20	13	1910 - 25	AT214077	2B12	77	1810 - 9
AT213865	3D10	9	3360 - 7	AT213970	1G10	21	0560 - 3	AT214078	2B12	45	1810 - 9
AT213871	2H8	21	2160 - 7	AT213971	3F4	26	3360 - 49	AT214079	2B12	51	1810 - 9
AT213873	2H8	6	2160 - 7	AT213974	2H8	50	2160 - 7	AT214080	2B12	12	1810 - 9
AT213874	2H8	8	2160 - 7	AT213975	2H8	46	2160 - 7	AT214081	2B12	26	1810 - 9
AT213875	2H8	44	2160 - 7	AT213979	2D7	0	1830 - 3	AT214082	2B12	3	1810 - 9
AT213876	2H8	43	2160 - 7	AT213979	2D9	0	1830 - 5	AT214083	2B12	56	1810 - 9
AT213877	2H8	47	2160 - 7	AT213982	3E8	95	3360 - 29	AT214084	2B12	25	1810 - 9
AT213878	2H8	51	2160 - 7	AT213982	3E10	95	3360 - 31	AT214085	2B20	33	1810 - 17
AT213881	1I23	10	1740 - 3	AT213983	2D7	7	1830 - 3	AT214086	2B20	34	1810 - 17
AT213883	2C10	2	1810 - 31	AT213983	2D11	0	1830 - 7	AT214087	2B20	35	1810 - 17
AT213884	1I23	35	1740 - 3	AT213984	1H4	8	1674 - 7	AT214088	2B20	32	1810 - 17
AT213885	2D7	26	1830 - 3	AT213995	3F4	40	3360 - 49	AT214089	2B20	40	1810 - 17
AT213885	2D15	6	1830 - 11	AT213996	3F4	41	3360 - 49	AT214090	2B18	29	1810 - 15
AT213887	3F10	23	3360 - 55	AT214001	2D7	16	1830 - 3	AT214091	2B18	30	1810 - 15
AT213888	3F6	9	3360 - 51	AT214002	2D15	10	1830 - 11	AT214092	2B18	27	1810 - 15
AT213890	2H8	59	2160 - 7	AT214003	2D7	15	1830 - 3	AT214093	2B20	41	1810 - 17
AT213891	2H10	15	2160 - 9	AT214007	2B10	17	1810 - 7	AT214094	2B20	39	1810 - 17
AT213892	2H10	14	2160 - 9	AT214010	2E25	9A	1910 - 5	AT214095	2B12	22	1810 - 9
AT213893	2H10	41	2160 - 9	AT214010	2F12	2A	1910 - 17	AT214096	2B18	25	1810 - 15
AT213894	2H8	73	2160 - 7	AT214010	2G4	0	1910 - 33	AT214097	2B20	51	1810 - 17
AT213895	1H12	7	1674 - 15	AT214010	2I17	11	2201A - 13	AT214098	2B20	52	1810 - 17
AT213895	1H25	7	1674 - 31	AT214011	2C22	3	1810 - 43	AT214099	2B20	60	1810 - 17
AT213896	2C12	4	1810 - 33	AT214011	2D7	30	1830 - 3	AT214100	2B20	53	1810 - 17
AT213898	2D7	24	1830 - 3	AT214012	2C20	7	1810 - 41	AT214101	2B20	55	1810 - 17
AT213898	2D15	4	1830 - 11	AT214012	2C20	20	1810 - 41	AT214102	2B18	1	1810 - 15
AT213909	3E22	17	3360 - 43	AT214017	2B10	18	1810 - 7	AT214103	2B18	5	1810 - 15
AT213911	3F16	8	3360 - 61	AT214020	3F4	30	3360 - 49	AT214104	2B18	6	1810 - 15
AT213912	2H10	28	2160 - 9	AT214022	1H4	13	1674 - 7	AT214105	2B18	19	1810 - 15
AT213913	2H10	27	2160 - 9	AT214023	3F16	13	3360 - 61	AT214106	2B18	4	1810 - 15
AT213915	2D17	11	1830 - 13	AT214025	2D7	3	1830 - 3	AT214107	2B18	3	1810 - 15
AT213917	2H10	24	2160 - 9	AT214027	2D15	3	1830 - 11	AT214108	2B18	2	1810 - 15
AT213920	2H8	7	2160 - 7	AT214032	3E14	1	3360 - 35	AT214109	2B18	13	1810 - 15
AT213922	2H8	74	2160 - 7	AT214033	3F8	1	3360 - 53	AT214110	2B18	12	1810 - 15
AT213923	2E12	2	1830 - 33	AT214034	3E24	0	3360 - 45	AT214111	2B18	10	1810 - 15
AT213924	2E10	0	1830 - 31	AT214034	3F22	0	3360 - 67	AT214112	2B18	11	1810 - 15
AT213925	3F2	20	3360 - 47	AT214035	2D7	9	1830 - 3	AT214113	2B18	23	1810 - 15
AT213933	3F14	14	3360 - 59	AT214036	1H4	21	1674 - 7	AT214114	2B18	24	1810 - 15
AT213934	2C8	1D	1810 - 29	AT214037	2H10	5	2160 - 9	AT214115	2B24	1	1810 - 21
AT213935	2E12	0	1830 - 33	AT214041	2B10	10	1810 - 7	AT214116	2B24	4	1810 - 21
AT213936	2E16	2	1830 - 37	AT214042	2B10	8	1810 - 7	AT214117	2B12	95	1810 - 9
AT213937	2E16	3	1830 - 37	AT214043	2B10	9	1810 - 7	AT214117	2B24	8	1810 - 21
AT213938	2E16	4	1830 - 37	AT214044	2H10	6	2160 - 9	AT214118	2B24	2	1810 - 21
AT213939	2E12	8	1830 - 33	AT214045	2H10	13	2160 - 9	AT214119	2B24	5	1810 - 21
AT213940	2D15	26	1830 - 11	AT214046	2H6	50	2160 - 5	AT214120	2B24	80	1810 - 21
AT213941	2C6	2	1810 - 27	AT214054	2B10	2	1810 - 7	AT214121	2B24	81	1810 - 21
AT213942	2C6	4	1810 - 27	AT214055	2B10	3	1810 - 7	AT214122	2B24	90	1810 - 21
AT213943	2E12	10	1830 - 33	AT214056	2B10	4	1810 - 7	AT214123	2B24	75	1810 - 21
AT213944	2D7	1	1830 - 3	AT214057	2B10	5	1810 - 7	AT214124	2C2	1	1810 - 23
AT213945	2C6	13	1810 - 27	AT214058	2B10	27	1810 - 7	AT214125	2C2	5	1810 - 23
AT213948	1H8	29	1674 - 11	AT214059	2B10	12	1810 - 7	AT214126	2C2	13	1810 - 23
AT213949	2C6	10	1810 - 27	AT214060	2B10	20	1810 - 7	AT214127	2B12	31	1810 - 9
AT213950	2C6	11	1810 - 27	AT214061	2B10	21	1810 - 7	AT214128	2B12	54	1810 - 9
AT213950	2C8	11	1810 - 29	AT214062	2B10	22	1810 - 7	AT214129	2B12	71	1810 - 9
AT213951	2H10	49	2160 - 9	AT214063	2B10	23	1810 - 7	AT214131	2B14	12	1810 - 11
AT213952	2H10	48	2160 - 9	AT214064	2B12	94	1810 - 9	AT214132	2B14	24	1810 - 11
AT213954	2C16	2	1810 - 37	AT214065	2B12	93	1810 - 9	AT214133	2B14	7	1810 - 11
AT213955	3E16	2	3360 - 37	AT214066	2B24	21	1810 - 21	AT214134	2B16	34	1810 - 13
AT213955	3F24	0	3360 - 69	AT214067	2B12	19	1810 - 9	AT214135	2B16	34A	1810 - 13

NUMERICAL INDEX - CONTINUED

PART NO.	GRID	KEY	PAGE	PART NO.	GRID	KEY	PAGE	PART NO.	GRID	KEY	PAGE
AT214136	2B16	34B	1810-13	AT214203	1H2	29	1674-5	AT214316	2B10	11	1810-7
AT214137	2B16	34C	1810-13	AT214213	2D9	21	1830-5	AT214317	3F14	30	3360-59
AT214138	2B16	34D	1810-13	AT214217	2D9	5	1830-5	AT214324	2C20	11	1810-41
AT214139	2B16	34E	1810-13	AT214245	2D9	22	1830-5	AT214326	2C18	0	1810-39
AT214140	2B16	34K	1810-13	AT214256	2D9	25	1830-5	AT214327	2C18	2	1810-39
AT214141	2B16	34L	1810-13	AT214257	1G2	1	0515-5	AT214328	2F20	0	1910-25
AT214142	2B14	13	1810-11	AT214258	2C8	1	1810-29	AT214329	2F20	3	1910-25
AT214143	2B14	10	1810-11	AT214259	2C8	1A	1810-29	AT214337	2E25	0	1910-5
AT214144	2B14	32	1810-11	AT214260	2C8	1B	1810-29	AT214341	2F20	7	1910-25
AT214145	2B14	2	1810-11	AT214261	2C8	2	1810-29	AT214342	3C14	10	3315-7
AT214146	2B14	20	1810-11	AT214262	2C8	2A	1810-29	AT214350	2H6	23	2160-5
AT214147	2B14	22	1810-11	AT214263	3E16	3A	3360-37	AT214351	2H8	19	2160-7
AT214148	2B14	18	1810-11	AT214264	2F24	1	1910-29	AT214353	3E24	9	3360-45
AT214149	2B16	51	1810-13	AT214265	2F24	2	1910-29	AT214356	3E2	0	3360-23
AT214150	2B16	52	1810-13	AT214266	2F24	3	1910-29	AT214357	3E2	1	3360-23
AT214151	2B16	53	1810-13	AT214267	2F24	4	1910-29	AT214358	3D22	11	3360-19
AT214152	2B16	54	1810-13	AT214268	2F24	5	1910-29	AT214361	3D22	9	3360-19
AT214153	2B16	58	1810-13	AT214269	2F24	7	1910-29	AT214362	1H6	22	1674-9
AT214154	2B16	57	1810-13	AT214270	2F24	11	1910-29	AT214362	1H6	24	1674-9
AT214155	2B16	40	1810-13	AT214271	2F24	12	1910-29	AT214372	1H6	24	1674-9
AT214157	2B16	42	1810-13	AT214272	2F24	14	1910-29	AT214373	2C6	18	1810-27
AT214158	2B12	15	1810-9	AT214273	2E12	6B	1830-33	AT214378	3G18	60	3360-87
AT214158	2B16	43	1810-13	AT214274	2E12	6C	1830-33	AT214396	3C12	1	3315-5
AT214159	2B16	44	1810-13	AT214275	2E12	6A	1830-33	AT214396	3C14	0	3315-7
AT214160	2B14	16	1810-11	AT214277	2B10	29	1810-7	AT214398	2D7	14	1830-3
AT214161	2B14	23	1810-11	AT214282	3E4	24	3360-25	AT214401	2H6	40	2160-5
AT214162	2B16	41	1810-13	AT214282	3E6	24	3360-27	AT214402	3G18	53	3360-87
AT214163	2B22	7	1810-19	AT214283	3E10	61	3360-31	AT214405	3F10	24	3360-55
AT214164	2B22	18	1810-19	AT214285	3E8	51	3360-29	AT214406	2H6	39	2160-5
AT214165	2B22	28	1810-19	AT214285	3E10	51	3360-31	AT214408	1H4	20	1674-7
AT214166	2B22	29	1810-19	AT214286	2B12	53	1810-9	AT214409	2F20	12	1910-25
AT214167	2B22	8	1810-19	AT214287	2B12	62	1810-9	AT214412	2H16	8	2160-15
AT214168	2B22	16	1810-19	AT214287	2B20	44	1810-17	AT214413	2H18	5	2160-17
AT214169	2B22	33	1810-19	AT214288	2B12	91	1810-9	AT214413	3D4	30	3340-3
AT214170	2B22	49	1810-19	AT214289	2B12	11	1810-9	AT214413	3F18	36	3360-63
AT214171	2B22	92	1810-19	AT214289	2B14	31	1810-11	AT214427	2H18	12	2160-17
AT214172	2B20	58	1810-17	AT214290	2B14	9	1810-11	AT214429	1C8	28	0260-21
AT214172	2B22	65	1810-19	AT214291	2B14	11	1810-11	AT214430	2C10	0	1810-31
AT214173	2B12	55	1810-9	AT214292	2B16	56	1810-13	AT214431	2H18	15	2160-17
AT214174	2D7	23	1830-3	AT214293	2C2	2	1810-23	AT214442	2H18	11	2160-17
AT214177	1H2	3	1674-5	AT214294	2C2	3	1810-23	AT214451	1C2	6	0260-15
AT214178	1H2	5	1674-5	AT214295	3E8	62	3360-29	AT214452	1B17	36	0260-5
AT214179	1H2	6	1674-5	AT214296	2C2	6	1810-23	AT214453	1B17	24	0260-5
AT214180	1H2	7	1674-5	AT214297	2B18	28	1810-15	AT214454	1B23	23	0260-11
AT214181	1H2	8	1674-5	AT214298	2B20	36	1810-17	AT214456	1B23	1	0260-11
AT214182	1H2	9	1674-5	AT214299	2B22	61	1810-19	AT214457	1B21	53	0260-9
AT214183	1H2	10	1674-5	AT214300	2B20	56	1810-17	AT214457	1C2	20	0260-15
AT214184	1H2	11	1674-5	AT214300	2B22	74	1810-19	AT214459	1B21	36	0260-9
AT214185	1H2	12	1674-5	AT214301	2B18	17	1810-15	AT214459	1B23	0	0260-11
AT214186	1H2	13	1674-5	AT214302	2B16	34F	1810-13	AT214460	1B17	0	0260-5
AT214187	1H2	14	1674-5	AT214303	2B16	34G	1810-13	AT214460	1B21	0	0260-9
AT214188	1H2	15	1674-5	AT214304	2B10	7	1810-7	AT215082	2E14	8	1830-35
AT214188	1H2	16A	1674-5	AT214305	2B12	60	1810-9	AT215083	1H6	26	1674-9
AT214189	1H2	16	1674-5	AT214306	2B24	63	1810-21	AT215089	1C15	1	0400-3
AT214190	1G2	6	0515-5	AT214307	2B20	37	1810-17	AT215091	1C15	0	0400-3
AT214191	1H2	17	1674-5	AT214308	2B12	68	1810-9	AT215095	1F25	6	0515-3
AT214192	1H2	18	1674-5	AT214308	2B20	38	1810-17	AT215102	1C15	13	0400-3
AT214193	1H2	19	1674-5	AT214308	2B24	88	1810-21	AT215104	2D7	5	1830-3
AT214194	1H2	20	1674-5	AT214308	2C2	14	1810-23	AT215109	3F4	1	3360-49
AT214195	1H2	21	1674-5	AT214309	2B22	69	1810-19	AT215112	2E14	4	1830-35
AT214196	1H2	22	1674-5	AT214310	2B20	45	1810-17	AT215112	2E16	52	1830-37
AT214197	1G2	5	0515-5	AT214311	2B14	21	1810-11	AT215115	2E14	9	1830-35
AT214198	1G2	4	0515-5	AT214311	2B18	18	1810-15	AT215118	2H14	18	2160-13
AT214199	1G2	3	0515-5	AT214312	2B18	21	1810-15	AT215119	2E14	12	1830-35
AT214200	1G2	2	0515-5	AT214313	2B14	19	1810-11	AT215119	2E16	56	1830-37
AT214201	1H2	24	1674-5	AT214314	2B14	15	1810-11	AT215120	1G6	10	0520-5
AT214202	1H2	28	1674-5	AT214315	2B20	57	1810-17	AT215122	2E14	10	1830-35

NUMERICAL INDEX - CONTINUED

PART NO.	GRID	KEY	PAGE	PART NO.	GRID	KEY	PAGE	PART NO.	GRID	KEY	PAGE
AT215122	2E16	54	1830 - 37	AT215557	2E16	9	1830 - 37	AT216521	2C24	20	1821 - 3
AT215124	2B12	9	1810 - 9	AT215558	3C14	4	3315 - 7	AT216522	2C24	6	1821 - 3
AT215468	2D17	1	1830 - 13	AT215559	1H4	29	1674 - 7	AT216532	2C24	14	1821 - 3
AT215470	2D4	12	1821 - 7	AT215560	2D15	7	1830 - 11	AT216533	2C24	16	1821 - 3
AT215471	2E14	14	1830 - 35	AT215561	2D4	8	1821 - 7	AT216534	2C24	17	1821 - 3
AT215471	2E16	12	1830 - 37	AT215563	2D4	3	1821 - 7	AT216976	1G2	0	0515 - 5
AT215471	2E16	57	1830 - 37	AT215564	2D4	5	1821 - 7	AT217100	2D23	1	1830 - 19
AT215474	1C15	11	0400 - 3	AT215565	2D4	6	1821 - 7	AT217101	2D23	2	1830 - 19
AT215475	1H4	0	1674 - 7	AT215566	2D2	0E	1821 - 5	AT217102	2D23	3	1830 - 19
AT215476	2E16	0	1830 - 37	AT215567	2E16	10	1830 - 37	AT217103	2D23	4	1830 - 19
AT215478	2E16	1	1830 - 37	AT215568	2B16	35	1810 - 13	AT217104	2D23	5	1830 - 19
AT215479	2C10	6	1810 - 31	AT215569	2B12	6	1810 - 9	AT217105	2D23	6	1830 - 19
AT215480	2D15	16	1830 - 11	AT215570	2B8	1	1810 - 5	AT217106	2D23	7	1830 - 19
AT215483	2D2	9	1821 - 5	AT215570	2B10	0	1810 - 7	AT217107	2D23	8	1830 - 19
AT215485	2C22	0	1810 - 43	AT215570	2B12	0	1810 - 9	AT217108	2D23	9	1830 - 19
AT215490	2C24	53	1821 - 3	AT215570	2B14	0	1810 - 11	AT217109	2D23	10	1830 - 19
AT215492	2D4	11	1821 - 7	AT215570	2B16	0	1810 - 13	AT217131	2D17	12	1830 - 13
AT215495	2D15	18	1830 - 11	AT215570	2B18	0	1810 - 15	AT217701	3H15	51	4360 - 3
AT215499	1G6	12	0520 - 5	AT215570	2B20	0	1810 - 17	AT217702	1J4	9	1740 - 9
AT215502	1H4	38	1674 - 7	AT215570	2B22	0	1810 - 19	AT217703	3G20	1	3360 - 89
AT215503	1H4	22	1674 - 7	AT215570	2B24	0	1810 - 21	AT217705	1I23	15	1740 - 3
AT215505	1B25	5	0260 - 13	AT215570	2C2	0	1810 - 23	AT217706	1I23	21	1740 - 3
AT215506	1B25	6	0260 - 13	AT215571	2C24	30	1821 - 3	AT217707	3H15	50	4360 - 3
AT215507	1B25	13	0260 - 13	AT215572	2D4	0	1821 - 7	AT217709	2C24	51	1821 - 3
AT215508	1B25	7	0260 - 13	AT215573	1H4	41	1674 - 7	AT217709	2H6	41	2160 - 5
AT215510	2D23	0	1830 - 19	AT215574	2B14	1	1810 - 11	AT217713	2H6	1	2160 - 5
AT215511	2D17	6	1830 - 13	AT215580	2D2	0A	1821 - 5	AT217720	3G4	9	3360 - 73
AT215512	2D17	10	1830 - 13	AT215584	2F2	3	1910 - 7	AT217720	3G6	9	3360 - 75
AT215514	1C10	0	0260 - 23	AT215596	2D2	0B	1821 - 5	AT217721	3G8	9	3360 - 77
AT215515	1B25	18	0260 - 13	AT215597	2D2	0C	1821 - 5	AT217722	3G10	9	3360 - 79
AT215516	1B25	19	0260 - 13	AT215602	2E16	11	1830 - 37	AT217724	2G2	5	1910 - 31
AT215518	2D2	3	1821 - 5	AT215606	1H4	34	1674 - 7	AT217732	2G2	1	1910 - 31
AT215519	2D17	35	1830 - 13	AT215608	2D2	0H	1821 - 5	AT217733	2G2	7	1910 - 31
AT215520	1G8	13	0530 - 3	AT215609	2D4	1	1821 - 7	AT217734	2G2	8	1910 - 31
AT215521	2D15	31	1830 - 11	AT215613	1B25	20	0260 - 13	AT217736	2G2	6	1910 - 31
AT215523	2D15	9	1830 - 11	AT215614	2E16	7	1830 - 37	AT217740	2E25	6	1910 - 5
AT215524	3F12	24	3360 - 57	AT215661	3E14	49	3360 - 35	AT217742	3D4	8	3340 - 3
AT215525	3F12	25	3360 - 57	AT215825	3E14	42	3360 - 35	AT217747	3D14	11	3360 - 11
AT215526	2D17	5	1830 - 13	AT215827	3E14	3	3360 - 35	AT217748	3D14	13	3360 - 11
AT215527	2F20	28	1910 - 25	AT215851	3C22	14	3315 - 15	AT217751	2F16	1	1910 - 21
AT215528	1B21	56	0260 - 9	AT215869	3C22	6D	3315 - 15	AT217752	1B12	3	0130 - 17
AT215529	2D15	29	1830 - 11	AT215876	3C24	21	3315 - 17	AT217753	2F16	0	1910 - 21
AT215529	2D25	0	1830 - 21	AT215885	3C22	1	3315 - 15	AT217759	3G4	6	3360 - 73
AT215529	2E2	0	1830 - 23	AT215897	3C22	6B	3315 - 15	AT217759	3G6	6	3360 - 75
AT215529	2E4	80	1830 - 25	AT215918	3F8	11	3360 - 53	AT217761	3D18	10	3360 - 15
AT215530	2D15	14	1830 - 11	AT215932	3C22	23	3315 - 15	AT217762	3E18	2	3360 - 39
AT215530	2E8	5	1830 - 29	AT215938	3C24	12	3315 - 17	AT217763	3D14	9	3360 - 11
AT215531	2D15	30	1830 - 11	AT215941	3F8	10	3360 - 53	AT217764	3D18	14	3360 - 15
AT215531	2E6	0	1830 - 27	AT215944	2F20	3A	1910 - 25	AT217765	3D18	12	3360 - 15
AT215532	2F18	2	1910 - 23	AT215948	2F24	20	1910 - 29	AT217766	2F8	4	1910 - 13
AT215533	2C10	1	1810 - 31	AT215948	3C22	4	3315 - 15	AT217769	1I23	22	1740 - 3
AT215534	2E16	6	1830 - 37	AT215954	3C22	3	3315 - 15	AT217770	3D10	3	3360 - 7
AT215535	2E16	5	1830 - 37	AT215955	3C22	5	3315 - 15	AT217771	3F2	3	3360 - 47
AT215537	2D4	4	1821 - 7	AT215990	2C14	0	1810 - 35	AT217772	3E24	5	3360 - 45
AT215538	3F10	7	3360 - 55	AT215991	2C14	3	1810 - 35	AT217773	3F2	6	3360 - 47
AT215539	3F10	8	3360 - 55	AT215992	2C14	33	1810 - 35	AT217774	3E24	12	3360 - 45
AT215540	3F10	29	3360 - 55	AT215996	2C14	6	1810 - 35	AT217775	3F16	2	3360 - 61
AT215541	3F10	30	3360 - 55	AT215997	2C14	9	1810 - 35	AT217776	3E16	16	3360 - 37
AT215542	3F12	7	3360 - 57	AT215998	2C14	15	1810 - 35	AT217777	3F6	1	3360 - 51
AT215543	3F12	8	3360 - 57	AT216000	2C14	30	1810 - 35	AT217778	3F6	3	3360 - 51
AT215544	3F12	22	3360 - 57	AT216001	3C22	30	3315 - 15	AT217779	3F14	0	3360 - 59
AT215545	3F12	23	3360 - 57	AT216007	3C22	7	3315 - 15	AT217780	3F6	0	3360 - 51
AT215546	3F10	31	3360 - 55	AT216016	3C22	6	3315 - 15	AT217781	3F6	2	3360 - 51
AT215546	3F12	26	3360 - 57	AT216017	3C20	1	3315 - 13	AT217784	1J4	8	1740 - 9
AT215548	2D19	1	1830 - 15	AT216017	3C22	0	3315 - 15	AT217788	1I23	6	1740 - 3
AT215555	2D2	5	1821 - 5	AT216026	2C14	12	1810 - 35	AT217793	3D10	0	3360 - 7
AT215556	2E16	8	1830 - 37	AT216027	2C14	23	1810 - 35	AT217794	3D18	8	3360 - 15

NUMERICAL INDEX - CONTINUED

PART NO.	GRID	KEY	PAGE	PART NO.	GRID	KEY	PAGE	PART NO.	GRID	KEY	PAGE
AT217795	3F2	14	3360 - 47	AT217936	3H15	8	4360 - 3	AT218183	2D17	13	1830 - 13
AT217798	3D16	6	3360 - 13	AT217942	3C22	6A	3315 - 15	AT218184	2D17	16	1830 - 13
AT217800	3F2	45	3360 - 47	AT217970	1B21	41	0260 - 9	AT218185	2D17	17	1830 - 13
AT217801	3E24	46	3360 - 45	AT217992	3E8	34	3360 - 29	AT218186	2D17	28	1830 - 13
AT217804	1H8	28	1674 - 11	AT218126	1I23	0	1740 - 3	AT218187	2D17	29	1830 - 13
AT217806	3G4	13	3360 - 73	AT218127	1J2	0	1740 - 7	AT218188	2D19	0	1830 - 15
AT217806	3G6	13	3360 - 75	AT218128	1A23	1	0130 - 3	AT218189	2B10	30	1810 - 7
AT217810	3G22	38	3360 - 91	AT218129	3H15	4	4360 - 3	AT218190	2B12	11	1810 - 9
AT217811	3G22	29	3360 - 91	AT218129	3H17	1	4360 - 5	AT218191	2G14	1	2002 - 3
AT217812	3G4	16	3360 - 73	AT218130	1H2	1	1674 - 5	AT218192	2F2	0	1910 - 7
AT217812	3G6	16	3360 - 75	AT218131	2D9	1	1830 - 5	AT218193	2F6	0	1910 - 11
AT217813	3E20	0	3360 - 41	AT218132	2D9	2	1830 - 5	AT218194	2F6	3	1910 - 11
AT217814	3E20	1	3360 - 41	AT218133	2E2	78	1830 - 23	AT218195	2F6	6	1910 - 11
AT217815	3F16	11	3360 - 61	AT218134	2E6	22	1830 - 27	AT218196	2F8	12	1910 - 13
AT217816	3F16	12	3360 - 61	AT218135	2E6	23	1830 - 27	AT218197	2F8	15	1910 - 13
AT217819	3F20	13	3360 - 65	AT218136	2E6	25	1830 - 27	AT218198	2F8	19	1910 - 13
AT217820	3F20	14	3360 - 65	AT218137	2E6	24	1830 - 27	AT218199	2F8	21	1910 - 13
AT217823	3G10	13	3360 - 79	AT218138	2E8	1	1830 - 29	AT218200	2F8	22	1910 - 13
AT217825	3G18	43	3360 - 87	AT218140	2B16	36	1810 - 13	AT218201	2F8	28	1910 - 13
AT217826	3G22	36	3360 - 91	AT218141	2B14	31	1810 - 11	AT218202	2F8	31	1910 - 13
AT217829	1H2	2	1674 - 5	AT218142	2F8	0A	1910 - 13	AT218203	2F10	10	1910 - 15
AT217831	3G22	30	3360 - 91	AT218143	2G4	10	1910 - 33	AT218204	2F10	14	1910 - 15
AT217834	3E8	50	3360 - 29	AT218144	3H17	51	4360 - 5	AT218205	2F10	23	1910 - 15
AT217835	3E16	26	3360 - 37	AT218145	3H17	30	4360 - 5	AT218206	2F10	24	1910 - 15
AT217836	3D12	23	3360 - 9	AT218146	2E4	53	1830 - 25	AT218207	2F10	25	1910 - 15
AT217838	2F12	15	1910 - 17	AT218147	3G4	21	3360 - 73	AT218208	2F12	2	1910 - 17
AT217838	2I17	14	2201A - 13	AT218147	3G6	21	3360 - 75	AT218209	2F18	0	1910 - 23
AT217841	2E25	9	1910 - 5	AT218147	3G10	21	3360 - 79	AT218210	2F20	17	1910 - 25
AT217842	2F12	0	1910 - 17	AT218148	3G8	21	3360 - 77	AT218211	2F20	20	1910 - 25
AT217844	1G10	0	0560 - 3	AT218149	1C15	2	0400 - 3	AT218212	2G2	2	1910 - 31
AT217846	2C16	0	1810 - 37	AT218150	1C15	14	0400 - 3	AT218213	2G2	3	1910 - 31
AT217847	2F10	0	1910 - 15	AT218151	1F20	3	0510 - 7	AT218214	2G2	4	1910 - 31
AT217849	3D22	0	3360 - 19	AT218152	1F20	8	0510 - 7	AT218216	2H4	1	2160 - 3
AT217853	2F14	0	1910 - 19	AT218153	1F20	9	0510 - 7	AT218216	2H6	0	2160 - 5
AT217854	3D6	0	3360 - 3	AT218154	1F20	13	0510 - 7	AT219466	1B10	0	0130 - 15
AT217855	2F10	11	1910 - 15	AT218155	1G6	0	0520 - 5	AT219467	1B12	11	0130 - 17
AT217856	2F8	30	1910 - 13	AT218156	1G6	2	0520 - 5	AT219468	1B12	12	0130 - 17
AT217861	2F10	3A	1910 - 15	AT218157	1G6	4	0520 - 5	AT219469	1B12	10	0130 - 17
AT217866	3G18	41	3360 - 87	AT218158	1G6	9	0520 - 5	AT219469	1B12	..	0130 - 17
AT217872	3D20	1	3360 - 17	AT218159	1G6	13	0520 - 5	AT219471	1B12	8	0130 - 17
AT217873	3D12	20	3360 - 9	AT218160	1G8	0	0530 - 3	AT219473	1B6	5	0130 - 11
AT217874	2F4	1	1910 - 9	AT218161	1G8	1	0530 - 3	AT219474	1B6	1	0130 - 11
AT217875	3D6	5	3360 - 3	AT218162	1G8	5	0530 - 3	AT219475	1B6	3	0130 - 11
AT217877	2F4	0	1910 - 9	AT218164	3H15	41	4360 - 3	AT219479	1B12	0	0130 - 17
AT217878	3F18	6	3360 - 63	AT218165	3H15	42	4360 - 3	AT219480	1B12	1	0130 - 17
AT217879	3F18	5	3360 - 63	AT218166	3H15	44	4360 - 3	AT219481	1B12	2	0130 - 17
AT217880	3F18	9	3360 - 63	AT218167	3H15	46	4360 - 3	AT219482	1B12	24	0130 - 17
AT217881	3F18	10	3360 - 63	AT218168	3H15	47	4360 - 3	AT219483	1B12	24	0130 - 17
AT217889	3G6	39	3360 - 75	AT218169	3H15	60	4360 - 3	AT219484	1B12	24	0130 - 17
AT217890	3G4	39	3360 - 73	AT218170	2H14	0	2160 - 13	AT219485	1H8	41	1674 - 11
AT217892	3D8	0	3360 - 5	AT218171	2H16	15	2160 - 15	AT219486	1H12	29	1674 - 15
AT217892	3G18	47	3360 - 87	AT218172	2H18	0	2160 - 17	AT219486	1H25	29	1674 - 31
AT217893	2G2	11	1910 - 31	AT218173	2H18	2	2160 - 17	AT219488	1H8	27	1674 - 11
AT217896	1B12	0	0130 - 17	AT218174	2H18	7	2160 - 17	AT219489	1H8	2	1674 - 11
AT217898	2H8	69	2160 - 7	AT218175	1F25	10	0515 - 3	AT219492	2H18	12	2160 - 17
AT217898	2H10	0	2160 - 9	AT218176	3D24	0	3360 - 21	AT219493	2H18	11	2160 - 17
AT217907	3D8	11	3360 - 5	AT218176	3E4	0	3360 - 25	AT219494	2F20	21	1910 - 25
AT217908	3F18	7	3360 - 63	AT218176	3E8	0	3360 - 29	AT219494	2G14	2	2002 - 3
AT217909	3F18	8	3360 - 63	AT218176	3E10	0	3360 - 31	AT250253	2E16	60	1830 - 37
AT217914	3E6	47	3360 - 27	AT218176	3E12	0	3360 - 33	AT250443	2C24	0A	1821 - 3
AT217915	3E6	53	3360 - 27	AT218177	3E16	10	3360 - 37	AT250444	2C24	0B	1821 - 3
AT217919	3E4	55	3360 - 25	AT218178	1G25	1	1674 - 3	AT250445	2C24	0C	1821 - 3
AT217920	3E4	11	3360 - 25	AT218179	1H8	31	1674 - 11	AT250446	2C24	0D	1821 - 3
AT217920	3E6	11	3360 - 27	AT218180	1H12	0	1674 - 15	AT35121	2H20	16	2160 - 19
AT217921	3E4	56	3360 - 25	AT218180	1H25	0	1674 - 31	AT35121	3G16	8	3360 - 85
AT217922	3E6	54	3360 - 27	AT218181	2D17	0	1830 - 13	AT35121	3H8	30	3362A - 5
AT217935	2H8	1	2160 - 7	AT218182	2D17	7	1830 - 13	AT35121	3H12	8	3362A - 9

NUMERICAL INDEX - CONTINUED

PART NO.	GRID	KEY	PAGE	PART NO.	GRID	KEY	PAGE	PART NO.	GRID	KEY	PAGE
AT36921	2H23	6	2162A-3	CA300309	1F6	33	0505-5	CH11570	3H12	12	3362A-9
AT36921	3D2	7	3315-19	CA300311	1F6	13	0505-5	CH11571	1G19	..	1369-3
AT36921	3G16	9	3360-85	CA300333	1F6	38	0505-5	CH11571	3C14	17	3315-7
AT36921	3H8	31	3362A-5	CD16284	1D12	7	0409-3	CH11572	1G19	..	1369-3
AT36921	3H12	9	3362A-9	CH10542	2F8	7	1910-13	CH12329	1G19	..	1369-3
AT369215	2I14	1	2201A-9	CH10568	1B25	3	0260-13	CH12329	3E4	82	3360-25
AT37518	3H8	32	3362A-5	CH10568	3E10	89	3360-31	CH12329	3E6	82	3360-27
AT37518	3H12	10	3362A-9	CH10568	3H17	9	4360-5	CH12329	3E8	82	3360-29
AT38628	2H20	9	2160-19	CH10568	3H17	19	4360-5	CH12329	3E12	82	3360-33
AT38635	3H8	33	3362A-5	CH11436	1G19	..	1369-3	CH14634	1G19	..	1369-3
AT38635	3H12	11	3362A-9	CH11490	2F24	6	1910-29	CH14634	3G2	12	3360-71
AT39141	1F18	25	0510-5	CH11490	2G4	15	1910-33	CH14701	1G19	..	1369-3
AT42003	1F4	4	0505-3	CH11560	2H8	54	2160-7	CH14701	3E8	86	3360-29
AT42005	1F4	1	0505-3	CH11560	2H10	9	2160-9	CH14701	3E10	86	3360-31
AT50529	1G4	1F	0520-3	CH11561	3C22	17	3315-15	CH16109	1C4	26	0260-17
AT50923	1G6	14	0520-5	CH11562	3C22	6C	3315-15	CH17167	1G19	..	1369-3
AT53439	1G6	1	0520-5	CH11569	1G19	..	1369-3	CH17167	3E8	84	3360-29
AT54837	1F18	26	0510-5	CH11570	1B23	26	0260-11	CH17167	3E10	84	3360-31
AT56658	2H16	5	2160-15	CH11570	1C2	8	0260-15	CH17167	3E12	84	3360-33
AT64237	1H14	1	1674-17	CH11570	1G19	..	1369-3	CH17854	2H16	7	2160-15
AT64237	1H14	2	1674-17	CH11570	1H21	7	1674-25	CH17951	2H8	35	2160-7
AT64237	1I2	1	1674-33	CH11570	1I9	7	1674-41	CH19111	1G19	..	1369-3
AT64237	1I2	2	1674-33	CH11570	2H6	43A	2160-5	CPH-4	2I14	11	2201A-9
AT64661	3F20	2	3360-65	CH11570	2H8	80A	2160-7	C16939	3C8	26	3302-27
AT64661	3F20	10	3360-65	CH11570	3D2	4	3315-19	C257278	3C2	4	3302-23
AT66778	1F16	34	0510-3	CH11570	3D6	16	3360-3	C257278	3C4	13	3302-23
AT66866	1J4	6	1740-9	CH11570	3D10	5A	3360-7	C257405	3C8	19	3302-27
AT66866	1J4	7	1740-9	CH11570	3D10	6A	3360-7	C257407	3C8	28	3302-27
AT69969	3H8	34	3362A-5	CH11570	3D10	10A	3360-7	C257408	3C8	29	3302-27
AT71732	3G16	10	3360-85	CH11570	3D10	11A	3360-7	C257431	3C6	28	3302-25
AT77726	2G18	6	2004A-3	CH11570	3E8	85	3360-29	C257432	3C6	8	3302-25
AT78633	2C6	16	1810-27	CH11570	3E12	85	3360-33	C257433	3C6	16	3302-25
AT78634	2C6	16	1810-27	CH11570	3E16	11A	3360-37	C257509	3C6	14	3302-25
AT82210	3G12	2	3360-81	CH11570	3E16	15	3360-37	C257541	3C6	26	3302-25
AT84953	2E17	19	1830-38	CH11570	3E22	7A	3360-43	C257572	3C4	7	3302-23
AU42809	2C6	16	1810-27	CH11570	3E24	15A	3360-45	C257983	3C8	13	3302-27
A364R	1D25	7	0417-2	CH11570	3E24	16A	3360-45	C257992	3C4	20	3302-23
A4730R	3E6	76	3360-27	CH11570	3E24	17A	3360-45	C258028	3C4	12	3302-23
A4827R	1C18	14	0402-3	CH11570	3E24	19A	3360-45	C258109	3C4	16	3302-23
A4827R	1E25	17	0452-3	CH11570	3E24	32A	3360-45	C259054	3C8	14	3302-27
CA000061	1F6	14	0505-5	CH11570	3F2	17A	3360-47	C259168	3C8	15	3302-27
CA010069	1F6	7	0505-5	CH11570	3F2	18A	3360-47	C259170	3C6	15	3302-25
CA010070	1F6	44	0505-5	CH11570	3F2	19A	3360-47	C259174	3C6	27	3302-25
CA011011	1F6	12	0505-5	CH11570	3F2	20A	3360-47	C259178	3C4	8	3302-23
CA011016	1F6	15	0505-5	CH11570	3F8	1A	3360-53	C259511	3C6	23	3302-25
CA011023	1F6	46	0505-5	CH11570	3F8	5A	3360-53	C259928	3C6	3	3302-25
CA011061	1F6	16	0505-5	CH11570	3F10	18A	3360-55	C27016	3C4	3	3302-23
CA01123	1F6	3	0505-5	CH11570	3F10	19A	3360-55	C27295	3C4	17	3302-23
CA107002	1F6	21	0505-5	CH11570	3F12	19A	3360-57	C27296	3C4	15	3302-23
CA107005	1F6	42	0505-5	CH11570	3F12	20A	3360-57	C27791	3C4	6	3302-23
CA107009	1F6	41	0505-5	CH11570	3F14	5A	3360-59	C27838	3C4	10	3302-23
CA110046	1F6	4	0505-5	CH11570	3F14	6	3360-59	C30154	3C8	4	3302-27
CA160901-001	1F6	50	0505-5	CH11570	3F14	11A	3360-59	C30169	3C8	3	3302-27
CA160905	1F6	49	0505-5	CH11570	3F14	12A	3360-59	C30209	3C6	17	3302-25
CA190014	1F6	43	0505-5	CH11570	3F14	16A	3360-59	C30209	3C8	8	3302-27
CA300029	1F6	34	0505-5	CH11570	3F16	4A	3360-61	C30210	3C6	18	3302-25
CA300102-001	1F6	6	0505-5	CH11570	3F16	5A	3360-61	C30210	3C8	9	3302-27
CA300103	1F6	24	0505-5	CH11570	3F22	22	3360-67	C30211	3C6	19	3302-25
CA300115-001	1F6	31	0505-5	CH11570	3F24	12	3360-69	C30211	3C8	10	3302-27
CA300128	1F6	35	0505-5	CH11570	3G16	11	3360-85	C30212	3C8	11	3302-27
CA300128	1F6	37	0505-5	CH11570	3G22	27A	3360-91	C30244	3C8	23	3302-27
CA300137	1F6	32	0505-5	CH11570	3G22	28A	3360-91	C30311	3C2	7	3302-21
CA300208	1F6	27	0505-5	CH11570	3G22	32A	3360-91	C30317	3C2	6	3302-21
CA300209	1F6	40	0505-5	CH11570	3G22	33A	3360-91	C30604	3C8	16	3302-27
CA300302	1F6	39	0505-5	CH11570	3G22	34A	3360-91	C30605	3C8	20	3302-27
CA300305	1F6	36	0505-5	CH11570	3G22	66A	3360-91	C30606	3C8	24	3302-27
CA300308	1F6	30	0505-5	CH11570	3H8	35	3362A-5	C30742	3C8	18	3302-27

NUMERICAL INDEX - CONTINUED

PART NO.	GRID	KEY	PAGE	PART NO.	GRID	KEY	PAGE	PART NO.	GRID	KEY	PAGE
C30774	3C8	25	3302-27	EX27VPN	3B13	5	3302-7	H77698	1H25	6	1674-31
C313377	3C4	19	3302-23	EX27VPN	3B15	2	3302-9	H77698	1H25	21	1674-31
C313384	3C8	7	3302-27	EX27VPN	3B17	2	3302-11	H77698	1I9	11	1674-41
C313388	3C4	11	3302-23	EX29SP	3B13	13	3302-7	H77698	2D7	28	1830-3
C313680	3C4	18	3302-23	EX29W1	3B13	12	3302-7	H77698	2D13	7	1830-9
C313684	3C4	14	3302-23	EX31329-X	3B13	7	3302-7	H77698	2D15	19	1830-11
C316681	3C8	2	3302-27	EX360-21	3B13	10	3302-7	H77698	2D17	39	1830-13
C316686	3C8	5	3302-27	EX37LK	3B13	5	3302-7	H77698	2D19	3	1830-15
C317464	3C8	17	3302-27	EX37SYL	3B13	2	3302-7	H77698	2D21	7	1830-17
C317663	3C8	22	3302-27	EX37SYL	3B19	4G	3302-13	H77698	2G18	8	2004A-3
C32267	3C8	6	3302-27	EX37SYL	3B23	4G	3302-17	H77698	3C10	4	3315-3
C328405	3C6	4	3302-25	EX37S7F	3B19	4I	3302-13	H77698	3C10	16	3315-3
C328420	3C6	9	3302-25	EX37S7F	3B23	4I	3302-17	H77698	3D2	17	3315-19
C328436	3C6	10	3302-25	EX37TVIP	3B19	4H	3302-13	H77698	3E20	8	3360-41
C328467	3C6	25	3302-25	EX37TVIP	3B23	4H	3302-17	H77698	3E22	21	3360-43
C328507	3C8	27	3302-27	EX37VIP	3B19	4J	3302-13	H77698	3E24	23	3360-45
C328569	3C4	2	3302-23	EX37VIP	3B23	4J	3302-17	H77698	3F2	23	3360-47
C328721	3C8	21	3302-27	EX37VPL	3B17	4G	3302-11	H77698	3F10	15	3360-55
C329035	3C6	12	3302-25	EX37VPL	3B19	5	3302-13	H77698	3F12	15	3360-57
C33804	3C6	7	3302-25	EX37VPL	3B23	5	3302-17	H77698	3F12	16	3360-57
C37598	3C6	11	3302-25	EX37VPN	3B17	4G	3302-11	H77698	3F14	28	3360-59
C37613	3C6	13	3302-25	EX37VPN	3B19	2	3302-13	H77698	3F16	10	3360-61
C37635	3C4	5	3302-23	EX37VPN	3B23	2	3302-17	H77698	3G22	67	3360-91
C37635	3C6	5	3302-25	EX47LK	3B13	5	3302-7	H80440	1G8	6B	0530-3
C37693	3C6	24	3302-25	EX47SYL	3B13	2	3302-7	JD10428	1B21	7	0260-9
C37741	3C6	21	3302-25	EX4894-21	3B13	11	3302-7	JD10429	1B21	6	0260-9
C37747	3C6	22	3302-25	EX5824-37	3B13	11	3302-7	JD5909	1G17	17	1320-3
C37756	3C6	20	3302-25	EX5824-37	3B17	4G	3302-11	JD7769	3F20	6	3360-65
C38170	3C2	8	3302-21	EX5850-27V	3B13	11	3302-7	JD8514	2H6	5	2160-5
C613531	3C2	1	3302-21	EX5850-27V	3B15	3	3302-9	L110901	2I5	7	2200-3
C613531	3C4	1	3302-23	EX5850-27V	3B17	3	3302-11	L38718	3F22	17	3360-67
C616047	3C2	2	3302-21	EX5854-21	3B13	11	3302-7	M40461	2F18	18	1910-23
C616050	3C2	4	3302-21	EX5856-37V	3B19	3	3302-13	M63200	2I17	12	2201A-13
C622375	3C2	3	3302-21	EX5856-37V	3B23	3	3302-17	M800650	1B23	32	0260-11
C622376	3C2	5	3302-21	E1343FN	1E18	2	0429-5	M800650	1B23	34	0260-11
C623121	3C8	12	3302-27	E19700	2E17	4	1830-38	M800650	1C8	22A	0260-21
C623175	3C6	6	3302-25	F1451R	1F18	9	0510-5	M800650	1C8	23A	0260-21
C909324	3C8	1	3302-27	H132922	1I23	37	1740-3	M800650	1G19	..	1369-3
C909332	3C6	1	3302-25	H132922	2B24	89	1810-21	M800650	1H21	6A	1674-25
C909335	3C6	2	3302-25	H132922	2F12	13	1910-17	M800650	1I9	6A	1674-41
EX119-21	3B13	11	3302-7	H132922	2F20	15	1910-25	M800650	2H6	51A	2160-5
EX119-27	3B13	11	3302-7	H132922	2I17	16	2201A-13	M800650	2H6	54A	2160-5
EX129A-37	3B13	11	3302-7	H132922	3C24	4	3315-17	M800650	2H6	55A	2160-5
EX1550-21	3B13	8	3302-7	H133751	1F18	20	0510-5	M800650	2H8	16	2160-7
EX1551-21	3B13	9	3302-7	H144095	1G23	1	1672-1	M800650	2H8	67A	2160-7
EX1829A-47	3B13	11	3302-7	H21259	1G17	33	1320-3	M800650	2H20	5	2160-19
EX20SP	3B13	13	3302-7	H23125	1C21	1	0402-6	M800650	3E16	24A	3360-37
EX20W1	3B13	12	3302-7	H33801	1F12	5	0505-11	M800650	3E16	25A	3360-37
EX21-27QRT	3B13	6	3302-7	H33801	1F14	5	0505-13	M800650	3E18	1A	3360-39
EX21LK	3B13	5	3302-7	H61354	3D14	4	3360-11	M800650	3E18	8A	3360-39
EX21SYL	3B13	2	3302-7	H61354	3D20	2	3360-17	M800650	3E18	9A	3360-39
EX21S5F	3B13	1	3302-7	H61354	3G24	21	3360-93	M800650	3E18	10A	3360-39
EX21TVIP	3B13	4	3302-7	H63773	1H17	2	1674-20	M800650	3E20	3A	3360-41
EX21VIP	3B13	3	3302-7	H63773	1I5	2	1674-36	M800650	3E22	8A	3360-43
EX27LK	3B13	5	3302-7	H75414	2H20	4	2160-19	M800650	3E22	18A	3360-43
EX27SYL	3B13	2	3302-7	H75414	3H8	36	3362A-5	M800650	3E22	19A	3360-43
EX27SYL	3B15	4G	3302-9	H77698	1C8	37	0260-21	M800650	3E24	28A	3360-45
EX27SYL	3B17	4G	3302-11	H77698	1F22	8	0510-9	M800650	3E24	29A	3360-45
EX27S6F	3B15	4I	3302-9	H77698	1G12	1	0560-5	M800650	3F4	1A	3360-49
EX27S6F	3B17	4I	3302-11	H77698	1H4	6	1674-7	M800650	3F4	26A	3360-49
EX27TVIP	3B15	4H	3302-9	H77698	1H4	7	1674-7	M800650	3F4	30A	3360-49
EX27TVIP	3B17	4H	3302-11	H77698	1H6	27	1674-9	M800650	3F4	31A	3360-49
EX27VIP	3B15	4J	3302-9	H77698	1H8	36	1674-11	M800650	3F4	42A	3360-49
EX27VIP	3B17	4J	3302-11	H77698	1H8	37	1674-11	M800650	3F4	43A	3360-49
EX27VPL	3B13	14	3302-7	H77698	1H12	6	1674-15	M800650	3F4	44A	3360-49
EX27VPL	3B15	6	3302-9	H77698	1H12	21	1674-15	M800650	3F6	5A	3360-51
EX27VPL	3B17	5	3302-11	H77698	1H21	11	1674-25	M800650	3F6	6A	3360-51

NUMERICAL INDEX - CONTINUED

PART NO.	GRID	KEY	PAGE	PART NO.	GRID	KEY	PAGE	PART NO.	GRID	KEY	PAGE
M800650	3F8	2A	3360-53	RE38622	1E12	15	0422-3	RE59914	1D16	10	0413-3
M800650	3F10	1A	3360-55	RE38626	1E12	14	0422-3	RE59915	1D16	8	0413-3
M800650	3F12	1A	3360-57	RE38704	1E12	17	0422-3	RE59916	1D16	6	0413-3
M800650	3F14	8A	3360-59	RE40048	1G8	7	0530-3	RE59917	1D16	4	0413-3
M800650	3F14	15A	3360-59	RE41759	1E12	7	0422-3	RE59945	1D18	4	0413-5
M800650	3F14	17A	3360-59	RE41759	1H8	38	1674-11	RE59992	1D24	2	0416-3
M800650	3F14	25A	3360-59	RE44574	1E22	3	0433-2	RE60005	1D12	3	0409-3
M800650	3F14	26A	3360-59	RE44574	1E25	18	0452-3	RE60022	1E7	3	0420-3
M800650	3F14	29A	3360-59	RE44843	1D18	16	0413-5	RE60028	1D18	13	0413-5
M800650	3F16	8A	3360-61	RE46684	1E3	10	0418-3	RE60030	1E7	5	0420-3
M800650	3F24	11	3360-69	RE46685	1C24	27	0404-3	RE60031	1D18	5	0413-5
M800650	3G22	1A	3360-91	RE46685	1D9	6	0407-6	RE60064	1D18	14	0413-5
M800650	3H17	18	4360-5	RE46685	1D25	10	0417-2	RE60175	1D16	14	0413-3
M800650	3H17	85	4360-5	RE46685	1E5	7	0419-3	RE60185	1D20	15	0413-7
M800650	3H17	87	4360-5	RE46686	1E3	4	0418-3	RE60187	1E8	4	0420-4
M800893	1G19	..	1369-3	RE46686	1E5	6	0419-3	RE60192	1E8	3	0420-4
M87733	1D24	7	0416-3	RE46686	1E7	6	0420-3	RE60193	1E8	5	0420-4
M88199	1H12	6	1674-15	RE46716	1D6	2	0407-3	RE60194	1D18	12	0413-5
M88199	1H25	6	1674-31	RE48786	1D14	10	0413-1	RE60240	1D22	1	0414-1
N162946	2E17	10	1830-38	RE500005	1C21	8	0402-6	RE60242	2I19	11	2201A-15
N192783	2I15	5	2201A-11	RE500133	1D6	4	0407-3	RE60854	1E7	10	0420-3
N205415	2I8	6	2201A-3	RE500160	1E7	3	0420-3	RE60854	1G14	13	0560-7
N205415	2I12	2	2201A-7	RE500160	1E7	16	0420-3	RE62419	1E7	11	0420-3
N231749	1B19	2	0260-7	RE500161	1G14	5	0560-7	RE62424	1G14	16	0560-7
N231749	2D2	4	1821-5	RE500161	1G14	19	0560-7	RE65165	1C16	7	0401-1
PM797NA	2E17	11	1830-38	RE500374	1D20	13	0413-7	RE65168	1C16	10	0401-1
P46402	1G4	1H	0520-3	RE500375	1D20	11	0413-7	RE65175	1E10	3	0422-1
P61629	3F14	13	3360-59	RE500376	1D20	10	0413-7	RE65175	1E12	19	0422-3
P61796	3D4	15	3340-3	RE500511	1E21	3	0433-1	RE65908	1C22	11	0403-1
P63175	2D2	2	1821-5	RE500715	1E12	8	0422-3	RE65909	1C22	11	0403-1
P63188	2D13	0	1830-9	RE500734	1D25	14	0417-2	RE65911	1C16	7	0401-1
P63188	2D13	1	1830-9	RE500734	1D25	16	0417-2	RE65912	1C16	10	0401-1
P63188	2D21	0	1830-17	RE501456	1E25	33	0452-3	RE65964	1C24	3	0404-3
P63188	2D21	1	1830-17	RE501938	1C18	3A	0402-3	RE65964	1D2	1	0404-5
P65464	1B6	15	0130-11	RE501938	1C18	3B	0402-3	RE65969	1C22	10	0403-1
RE12330	1H23	14	1674-27	RE502173	1D20	15	0413-7	RE65978	1D24	4	0416-3
RE12330	1I11	14	1674-43	RE502174	1E8	4	0420-4	RE66083	1E23	12	0452-1
RE12331	1H23	12	1674-27	RE502175	1D16	16	0413-3	RE66085	1E23	17	0452-1
RE12331	1I11	12	1674-43	RE502269	1D8	6	0407-5	RE66087	1E25	33	0452-3
RE12332	1H23	18	1674-27	RE502474	1D21	7	0413-8	RE66097	1E25	33	0452-3
RE12332	1I11	18	1674-43	RE50467	1G14	15	0560-7	RE66178	1D7	1	0407-4
RE12333	1H23	21	1674-27	RE50752	1E7	14	0420-3	RE66334	1E9	2	0421-2
RE12333	1I11	21	1674-43	RE50770	1C22	3	0403-1	RE66742	1D16	16	0413-3
RE12334	1H23	8	1674-27	RE51281	1E20	2	0429-7	RE66820	1C22	6	0403-1
RE12334	1I11	8	1674-43	RE51649	1E7	15	0420-3	RE67050	1D16	17	0413-3
RE12362	1H23	4	1674-27	RE51650	1G14	10	0560-7	RE67231	1E5	1	0419-3
RE12362	1I11	4	1674-43	RE52850	1C16	4	0401-1	RE67238	1D4	1	0407-1
RE12363	1H23	11	1674-27	RE53729	1G14	16	0560-7	RE67238	1D6	6	0407-3
RE12363	1I11	11	1674-43	RE54885	1D24	6	0416-3	RE67238	1E5	14	0419-3
RE12364	1H23	16	1674-27	RE56313	1C16	15	0401-1	RE67240	1C18	10	0402-3
RE12364	1I11	16	1674-43	RE56369	1C16	21	0401-1	RE67256	1D21	7	0413-8
RE12365	1H23	20	1674-27	RE56578	1C20	4	0402-5	RE67441	1G14	5	0560-7
RE12365	1I11	20	1674-43	RE57489	1D12	14	0409-3	RE68695	1C19	9	0402-4
RE12366	1H23	25	1674-27	RE57841	1G14	13	0560-7	RE68722	1E20	2	0429-7
RE12366	1I11	25	1674-43	RE58571	1E21	3	0433-1	RE68748	1D16	2	0413-3
RE16223	1D9	10	0407-6	RE59298	1E5	2	0419-3	RE68908	1E1	9	0417-3
RE19429	1G6	7	0520-5	RE59355	1E15	2	0429-2	RE69292	1E18	3	0429-5
RE19797	1D16	5	0413-3	RE59579	1D9	7	0407-6	RE69517	1D23	1	0416-2
RE19797	1D16	12	0413-3	RE59579	1E1	1	0417-3	RE69545	1D24	9	0416-3
RE19799	1D16	7	0413-3	RE59582	1D8	6	0407-5	RE69898	1D8	10	0407-5
RE19800	1D16	9	0413-3	RE59754	1D6	7	0407-3	RE70153	1D8	6	0407-5
RE21790	1F4	7A	0505-3	RE59810	1C18	11	0402-3	RE70177	1E18	8	0429-5
RE26409	1D23	1	0416-2	RE59810	1E25	19	0452-3	RE70285	1D18	12	0413-5
RE31617	1D12	13	0409-3	RE59811	1C16	4	0401-1	RE70402	1C21	6	0402-6
RE33705	1E3	9	0418-3	RE59811	1C16	22	0401-1	RE70536	1E18	10	0429-5
RE38616	1E12	8	0422-3	RE59912	1D16	13	0413-3	RE70962	1D25	15	0417-2
RE38619	1E12	12	0422-3	RE59913	1D16	11	0413-3	RE70985	1D25	14	0417-2

NUMERICAL INDEX - CONTINUED

PART NO.	GRID	KEY	PAGE	PART NO.	GRID	KEY	PAGE	PART NO.	GRID	KEY	PAGE
RE70985	1D25	16	0417 - 2	R123273	1E25	20	0452 - 3	R131881	1E8	6	0420 - 4
R100369	1D25	14	0417 - 2	R123284	1E18	4	0429 - 5	R132166	1E14	5	0423 - 3
R100377	1E14	3	0423 - 3	R123295	1D3	3	0404 - 6	R132167	1E14	12	0423 - 3
R101085	1C18	3A	0402 - 3	R123324	1E3	13	0418 - 3	R132186	1C24	20	0404 - 3
R101225	1C16	14	0401 - 1	R123338	1D9	2	0407 - 6	R132462	1D13	1	0410 - 2
R104592	1C24	5	0404 - 3	R123344	1E3	2	0418 - 3	R132518	1C24	7	0404 - 3
R104592	1D12	5	0409 - 3	R123345	1E3	1	0418 - 3	R132901	1D21	3	0413 - 8
R105388	1E12	6	0422 - 3	R123345	1E23	5	0452 - 1	R132913	1E14	8	0423 - 3
R107654	1E20	1	0429 - 7	R123345	1E25	5	0452 - 3	R133025	1D18	17	0413 - 5
R107731	1C19	11	0402 - 4	R123345	1F12	7	0505 - 11	R133295	1E15	1	0429 - 2
R107749	1E20	3	0429 - 7	R123345	1F14	7	0505 - 13	R133303	1C20	3	0402 - 5
R111137	1C24	10	0404 - 3	R123354	1D9	1	0407 - 6	R133812	1C20	2	0402 - 5
R111120	1E12	10	0422 - 3	R123354	1E23	13	0452 - 1	R134212	1D18	19	0413 - 5
R113562	1E7	7	0420 - 3	R123354	1E25	12	0452 - 3	R134240	1D7	8	0407 - 4
R113562	1E7	8	0420 - 3	R123396	1E9	1	0421 - 2	R134403	1D10	6	0408 - 1
R113562	1G14	6	0560 - 7	R123413	1E16	1	0429 - 3	R134518	1C18	2	0402 - 3
R113563	1E7	8	0420 - 3	R123417	1D25	13	0417 - 2	R134528	1D3	4	0404 - 6
R113563	1G14	7	0560 - 7	R123417	1E25	21	0452 - 3	R134530	1C18	18	0402 - 3
R113565	1E7	9	0420 - 3	R123421	1E25	22	0452 - 3	R134533	1E25	22	0452 - 3
R113565	1G14	8	0560 - 7	R123425	1E25	22	0452 - 3	R134534	1E25	22	0452 - 3
R114081	1C22	3	0403 - 1	R123432	1E20	5	0429 - 7	R134550	1D7	7	0407 - 4
R114082	1C22	2	0403 - 1	R123471	1E5	5	0419 - 3	R134552	1D7	2	0407 - 4
R114083	1C22	1	0403 - 1	R123501	1E5	3	0419 - 3	R134775	1E18	1	0429 - 5
R114193	1C16	20	0401 - 1	R123501	1E25	23	0452 - 3	R134775	1E18	8	0429 - 5
R114194	1C16	23	0401 - 1	R123502	1E5	8	0419 - 3	R135163	1D20	3	0413 - 7
R114241	1C24	17	0404 - 3	R123502	1E25	13	0452 - 3	R135177	1E5	11	0419 - 3
R115250	1E1	3	0417 - 3	R123504	1E25	24	0452 - 3	R135440	1C20	1	0402 - 5
R115252	1E5	10	0419 - 3	R123514	1C19	2	0402 - 4	R135440	1C20	4	0402 - 5
R115390	1C24	15	0404 - 3	R123525	1E25	25	0452 - 3	R135757	1D3	7	0404 - 6
R116076	1C16	4	0401 - 1	R123543	1C21	7	0402 - 6	R135874	1D20	5	0413 - 7
R116115	1D6	9	0407 - 3	R123543	1E23	1	0452 - 1	R135896	1E23	3	0452 - 1
R116296	1D4	2	0407 - 1	R123543	1E25	1	0452 - 3	R135896	1E25	3	0452 - 3
R116366	1D14	5	0413 - 1	R123561	1C16	5	0401 - 1	R135918	1E21	1	0433 - 1
R116466	1C24	12	0404 - 3	R123562	1C16	6	0401 - 1	R135918	1E22	5	0433 - 2
R116516	1D12	12	0409 - 3	R123563	1C16	8	0401 - 1	R136475	1D3	5	0404 - 6
R116516	1E23	8	0452 - 1	R123564	1C16	9	0401 - 1	R136495	1D4	3	0407 - 1
R116516	1E25	8	0452 - 3	R123565	1C19	10	0402 - 4	R136495	1E25	31	0452 - 3
R119565	1C24	3	0404 - 3	R123566	1E7	1	0420 - 3	R136515	1C18	1	0402 - 3
R119565	1D2	1	0404 - 5	R123570	1D24	1	0416 - 3	R136515	1E25	22	0452 - 3
R119874	1C24	6	0404 - 3	R123570	1E23	6	0452 - 1	R136516	1E25	22	0452 - 3
R120013	1D24	5	0416 - 3	R123570	1E25	6	0452 - 3	R26125	1D12	4	0409 - 3
R120631	1C16	3	0401 - 1	R123572	1D23	3	0416 - 2	R26286	1G12	18	0560 - 5
R120638	1D8	13	0407 - 5	R123572	1E23	11	0452 - 1	R26409	2E17	21	1830 - 38
R120641	1C16	12	0401 - 1	R123572	1E25	11	0452 - 3	R26448	2H23	7	2162A - 3
R121035	1D25	16	0417 - 2	R123574	1C21	2	0402 - 6	R26448	3D2	13	3315 - 19
R121043	1C24	9	0404 - 3	R123575	1C21	3	0402 - 6	R26448	3G16	12	3360 - 85
R121376	1D8	7	0407 - 5	R123575	1E23	7	0452 - 1	R26448	3H8	37	3362A - 5
R121411	1C18	8	0402 - 3	R123575	1E25	7	0452 - 3	R26448	3H12	13	3362A - 9
R121424	1C18	7	0402 - 3	R123584	1C18	19	0402 - 3	R26493	1C24	11	0404 - 3
R121608	1D12	14	0409 - 3	R123586	1D10	2	0408 - 1	R26552	1B23	29	0260 - 11
R121635	1E1	7	0417 - 3	R123589	1E3	12	0418 - 3	R26650	1C24	13	0404 - 3
R121674	1C21	4	0402 - 6	R123593	1D16	1	0413 - 3	R27095	2I12	6	2201A - 7
R121897	1E15	3	0429 - 2	R123616	1C24	26	0404 - 3	R27212	2H20	10	2160 - 19
R122406	1E21	3	0433 - 1	R125712	1D3	2	0404 - 6	R27212	2H23	8	2162A - 3
R122618	1D10	3	0408 - 1	R126086	1E7	13	0420 - 3	R27212	3D2	14	3315 - 19
R123161	1C19	7	0402 - 4	R126086	1G12	19	0560 - 5	R27212	3G16	13	3360 - 85
R123174	1C16	11	0401 - 1	R128662	1E18	5	0429 - 5	R27212	3H10	38	3362A - 7
R123177	1C22	5	0403 - 1	R130574	1C16	8	0401 - 1	R27212	3H12	14	3362A - 9
R123179	1D8	6	0407 - 5	R130575	1C16	9	0401 - 1	R28450	3H10	39	3362A - 7
R123226	1D25	9	0417 - 2	R130576	1C16	5	0401 - 1	R28782	3G16	14	3360 - 85
R123226	1E3	11	0418 - 3	R130577	1C16	6	0401 - 1	R28811	1E21	2	0433 - 1
R123226	1E23	4	0452 - 1	R130602	1C22	2	0403 - 1	R29424	3D12	9	3360 - 9
R123226	1E25	4	0452 - 3	R131182	1C24	21	0404 - 3	R29424	3D14	0	3360 - 11
R123226	1F12	6	0505 - 11	R131206	1C16	16	0401 - 1	R29424	3D16	0	3360 - 13
R123226	1F14	6	0505 - 13	R131283	1C16	19	0401 - 1	R29424	3D18	0	3360 - 15
R123234	1E22	1	0433 - 2	R131530	1E3	7	0418 - 3	R29867	3D8	3	3360 - 5
R123271	1C19	5	0402 - 4	R131769	1E22	2	0433 - 2	R29936	2H23	9	2162A - 3

NUMERICAL INDEX - CONTINUED

PART NO.	GRID	KEY	PAGE	PART NO.	GRID	KEY	PAGE	PART NO.	GRID	KEY	PAGE
R29936	2H24	6	2163A - 1	R61871	1D8	9	0407 - 5	R78062	1111	1	1674 - 43
R29936	3H2	2	3360 - 95	R61871	1E23	16	0452 - 1	R78063	1H23	1	1674 - 27
R29936	3H2	5	3360 - 95	R61871	1E25	16	0452 - 3	R78063	1H23	7	1674 - 27
R35352	2G18	7	2004A - 3	R62380	1D12	17	0409 - 3	R78063	1111	1	1674 - 43
R39741	1C24	22	0404 - 3	R62673	1E12	11	0422 - 3	R78063	1111	7	1674 - 43
R39741	1C24	25	0404 - 3	R63548	1D24	8	0416 - 3	R78064	1D12	20	0409 - 3
R41071	1D9	14	0407 - 6	R63604	1D18	6	0413 - 5	R78064	1H23	27	1674 - 27
R42729	1C19	6	0402 - 4	R63845	1D18	2	0413 - 5	R78064	1111	27	1674 - 43
R43409	1D12	9	0409 - 3	R64525	1E14	4	0423 - 3	R79604	1D14	4	0413 - 1
R44302	1E12	2	0422 - 3	R64854	1D20	9	0413 - 7	R79605	1D14	3	0413 - 1
R44302	1F4	18	0505 - 3	R64857	1D20	14	0413 - 7	R81004	1E8	2	0420 - 4
R44302	2G18	23	2004A - 3	R64967	1D20	7	0413 - 7	R81275	1D22	3	0414 - 1
R44302	2H20	21	2160 - 19	R64968	1D20	17	0413 - 7	R81275	1E23	10	0452 - 1
R44302	2I12	12	2201A - 7	R64969	1D20	8	0413 - 7	R81275	1E25	10	0452 - 3
R44302	2I14	12	2201A - 9	R64989	1D20	4	0413 - 7	R81876	1F23	3	0510 - 10
R44302	3G12	4	3360 - 81	R64995	1D20	2	0413 - 7	R82719	1G12	17	0560 - 5
R44302	3G14	8	3360 - 83	R65437	1D20	6	0413 - 7	R83169	1C18	12	0402 - 3
R44302	3G14	16	3360 - 83	R65684	1G12	16	0560 - 5	R85363	1D12	1	0409 - 3
R44302	3G16	15	3360 - 85	R67092	1D18	16	0413 - 5	R85687	1D12	8	0409 - 3
R44795	2I12	8	2201A - 7	R71799	3G14	5	3360 - 83	R89944	1E1	8	0417 - 3
R44795	2I14	7	2201A - 9	R71963	1D14	2	0413 - 1	R89944	1E25	28	0452 - 3
R46667	1F12	13	0505 - 11	R72328	1D10	1	0408 - 1	R90658	1D13	2	0410 - 2
R46667	1F14	13	0505 - 13	R72328	1E25	27	0452 - 3	R90658	1E23	2	0452 - 1
R46667	2I19	2	2201A - 15	R72659	1D10	4	0408 - 1	R90658	1E25	2	0452 - 3
R47154	1D9	9	0407 - 6	R72853	1D24	13	0416 - 3	R90692	1D12	10	0409 - 3
R47160	1F4	8A	0505 - 3	R73864	1D18	20	0413 - 5	R91692	1C18	15	0402 - 3
R47160	1F4	9	0505 - 3	R73885	1D20	18	0413 - 7	R91889	1D12	2	0409 - 3
R48000	1D14	8	0413 - 1	R75892	1C24	16	0404 - 3	R92352	1D14	7	0413 - 1
R48685	1C16	1	0401 - 1	R75892	1E23	14	0452 - 1	R93910	1D12	8	0409 - 3
R48685	1C24	1	0404 - 3	R75892	1E25	14	0452 - 3	R94350	1G23	7	1672 - 1
R48808	1E14	13	0423 - 3	R77536	1D20	19	0413 - 7	R94351	1G23	6	1672 - 1
R500001	1C21	5	0402 - 6	R78047	1H23	3	1674 - 27	R97185	1D8	8	0407 - 5
R500084	1D18	3	0413 - 5	R78047	1111	3	1674 - 43	R97185	1E23	15	0452 - 1
R500220	1D20	12	0413 - 7	R78048	1H23	10	1674 - 27	R97185	1E25	15	0452 - 3
R500270	2I19	9	2201A - 15	R78048	1111	10	1674 - 43	R98062	1D12	11	0409 - 3
R500271	2I19	10	2201A - 15	R78049	1H23	15	1674 - 27	R98063	1D12	8	0409 - 3
R500320	1E20	1	0429 - 7	R78049	1111	15	1674 - 43	R98335	1D12	8	0409 - 3
R500321	1E18	9	0429 - 5	R78050	1H23	19	1674 - 27	R98527	1D25	14	0417 - 2
R500352	1E20	3	0429 - 7	R78050	1111	19	1674 - 43	R99052	3E14	4	3360 - 35
R500374	1D6	1	0407 - 3	R78051	1H23	24	1674 - 27	R99693	1E12	9	0422 - 3
R500374	1E25	32	0452 - 3	R78051	1111	24	1674 - 43	R99695	1E12	13	0422 - 3
R500390	1D14	8	0413 - 1	R78052	1H23	5	1674 - 27	R99698	1E12	16	0422 - 3
R500401	1D25	16	0417 - 2	R78052	1111	5	1674 - 43	R99702	1E12	18	0422 - 3
R500500	1C22	1	0403 - 1	R78053	1D12	19	0409 - 3	TF1U3352D	3B15	4K	3302 - 9
R500654	1D3	2	0404 - 6	R78053	1H23	13	1674 - 27	TF1U3352D	3B17	4K	3302 - 11
R501124	1C22	1	0403 - 1	R78053	1111	13	1674 - 43	TF310	3B15	4A	3302 - 9
R501373	1E3	6	0418 - 3	R78054	1H23	17	1674 - 27	TF310	3B17	4A	3302 - 11
R501373	1E23	9	0452 - 1	R78054	1111	17	1674 - 43	TF330	3B15	4A	3302 - 9
R501373	1E25	9	0452 - 3	R78055	1H23	22	1674 - 27	TF400	3B19	4A	3302 - 13
R501428	1E5	8	0419 - 3	R78055	1111	22	1674 - 43	TF400	3B21	4A	3302 - 15
R501428	1E25	13	0452 - 3	R78056	1H23	26	1674 - 27	TF400	3B23	4A	3302 - 17
R51936	1D16	2	0413 - 3	R78056	1111	26	1674 - 43	TF9W8452D	3B19	4K	3302 - 13
R53108	1E10	1	0422 - 1	R78057	1H23	2	1674 - 27	TF9W8452D	3B23	4K	3302 - 17
R53108	1E12	1	0422 - 3	R78057	1111	2	1674 - 43	TH100044	1G19	..	1369 - 3
R53108	1E25	26	0452 - 3	R78058	1H23	23	1674 - 27	TH100044	3G4	33	3360 - 73
R54114	1C22	4	0403 - 1	R78058	1111	23	1674 - 43	TH100044	3G6	33	3360 - 75
R54565	1C19	1	0402 - 4	R78059	1H23	1	1674 - 27	TH100044	3G8	33	3360 - 77
R54638	1E3	6	0418 - 3	R78059	1111	1	1674 - 43	TH100044	3G10	33	3360 - 79
R54638	1E23	9	0452 - 1	R78060	1H23	2	1674 - 27	TH100044	3G20	3	3360 - 89
R54638	1E25	9	0452 - 3	R78060	1H23	9	1674 - 27	TH100050	3E8	93	3360 - 29
R54638	1F12	8	0505 - 11	R78060	1111	2	1674 - 43	TH100055	1B23	12	0260 - 11
R54638	1F14	8	0505 - 13	R78060	1111	9	1674 - 43	TH100055	1B23	17A	0260 - 11
R55233	1C24	4	0404 - 3	R78061	1H23	6	1674 - 27	TH100055	1C8	4A	0260 - 21
R56588	1D18	9	0413 - 5	R78061	1H23	23	1674 - 27	TH100055	1G19	..	1369 - 3
R56902	1G17	22	1320 - 3	R78061	1111	6	1674 - 43	TH100055	2H16	12A	2160 - 15
R61105	1E5	9	0419 - 3	R78061	1111	23	1674 - 43	TH100055	3D8	13A	3360 - 5
R61105	1E25	29	0452 - 3	R78062	1H23	1	1674 - 27	TH100055	3D10	1A	3360 - 7

NUMERICAL INDEX - CONTINUED

PART NO.	GRID	KEY	PAGE	PART NO.	GRID	KEY	PAGE	PART NO.	GRID	KEY	PAGE
TH100055	3D18	4A	3360 - 15	TH101960	3D4	29	3340 - 3	TH104119	2F20	24	1910 - 25
TH100055	3D18	5A	3360 - 15	TH101960	3F18	17	3360 - 63	TH104119	2G14	0	2002 - 3
TH100055	3F24	13	3360 - 69	TH102171	2C12	3	1810 - 33	TH104196	2D2	0F	1821 - 5
TH100055	3G18	48A	3360 - 87	TH102181	2H6	32	2160 - 5	TH104296	3D4	39	3340 - 3
TH100074	1J4	5	1740 - 9	TH102228	2G4	2	1910 - 33	TH104297	3D4	40	3340 - 3
TH100074	3D4	4E	3340 - 3	TH102230	2G4	7	1910 - 33	TH104587	3E4	83	3360 - 25
TH100074	3D4	10	3340 - 3	TH102232	2G4	14	1910 - 33	TH104587	3E6	83	3360 - 27
TH100074	3D4	14	3340 - 3	TH102234	2G4	9	1910 - 33	TH104587	3E8	83	3360 - 29
TH100074	3D4	18	3340 - 3	TH102236	2F24	8	1910 - 29	TH104587	3E10	83	3360 - 31
TH100074	3D4	23	3340 - 3	TH102236	2G4	11	1910 - 33	TH104634	1G19	..	1369 - 3
TH100074	3G4	35	3360 - 73	TH102237	2F24	9	1910 - 29	TH104674	3H15	18	4360 - 3
TH100074	3G6	35	3360 - 75	TH102237	2G4	12	1910 - 33	TH104930	1G19	..	1369 - 3
TH100074	3G10	35	3360 - 79	TH102238	2F24	10	1910 - 29	TH105683	3E16	3C	3360 - 37
TH100136	1G19	..	1369 - 3	TH102238	2G4	13	1910 - 33	TH105938	1B25	15	0260 - 13
TH100136	3H17	88	4360 - 5	TH102241	2G4	1	1910 - 33	TH106307	1I23	7	1740 - 3
TH100434	1G10	20	0560 - 3	TH102243	2F24	13	1910 - 29	TH106309	3D4	37	3340 - 3
TH100483	2H6	6	2160 - 5	TH102247	2F18	2B	1910 - 23	TH106310	3D4	38	3340 - 3
TH100648	1B17	41	0260 - 5	TH102247	2F18	4B	1910 - 23	TH106783	2B18	8	1810 - 15
TH100648	1G10	4	0560 - 3	TH102260	1J4	3	1740 - 9	TH106783	2B20	61	1810 - 17
TH100648	3H15	54	4360 - 3	TH102261	1J4	4	1740 - 9	TH106966	3D6	11A	3360 - 3
TH100675	2H14	29	2160 - 13	TH102264	1J6	0	1740 - 11	TH106966	3D8	6A	3360 - 5
TH100679	2H14	19	2160 - 13	TH102410	3D4	0D	3340 - 3	TH106967	3D6	12A	3360 - 3
TH100738	2H8	83	2160 - 7	TH102421	1I23	43	1740 - 3	TH108205	1I23	26	1740 - 3
TH100856	1G19	..	1369 - 3	TH102422	1I23	42	1740 - 3	TH108293	2H14	28	2160 - 13
TH100890	1C15	8	0400 - 3	TH102423	1I23	41	1740 - 3	TH108302	1C8	31	0260 - 21
TH100951	2H20	2	2160 - 19	TH102428	3D4	0B	3340 - 3	TH108302	2I14	15	2201A - 9
TH100951	3E16	25	3360 - 37	TH102430	3D4	0H	3340 - 3	TH108302	3G24	28	3360 - 93
TH100951	3E18	8	3360 - 39	TH102432	3D4	0C	3340 - 3	TH108313	3G18	54	3360 - 87
TH100951	3E22	19	3360 - 43	TH102444	3D4	22	3340 - 3	TH108313	3G24	10	3360 - 93
TH100951	3G22	1	3360 - 91	TH102445	3D4	1	3340 - 3	TH108314	3G18	56	3360 - 87
TH100963	3F20	5	3360 - 65	TH102445	3D4	4D	3340 - 3	TH108314	3G24	25	3360 - 93
TH101008	1C8	16	0260 - 21	TH102445	3D4	21	3340 - 3	TH108320	3D2	5	3315 - 19
TH101008	3F14	1	3360 - 59	TH102445	3F18	33	3360 - 63	TH108320	3D10	5	3360 - 7
TH101047	3D10	6	3360 - 7	TH102446	3D4	2	3340 - 3	TH108320	3E16	14	3360 - 37
TH101047	3E16	11	3360 - 37	TH102446	3D4	20	3340 - 3	TH108320	3E24	19	3360 - 45
TH101047	3F10	19	3360 - 55	TH102446	3F18	34	3360 - 63	TH108320	3F2	19	3360 - 47
TH101047	3F12	20	3360 - 57	TH102528	1B25	2	0260 - 13	TH108320	3F8	5	3360 - 53
TH101047	3F14	12	3360 - 59	TH102536	1H21	6	1674 - 25	TH108320	3F14	11	3360 - 59
TH101047	3F16	4	3360 - 61	TH102536	1I9	6	1674 - 41	TH108320	3F14	16	3360 - 59
TH101047	3G22	28	3360 - 91	TH102536	3F14	8	3360 - 59	TH108320	3F16	5	3360 - 61
TH101047	3H10	40	3362A - 7	TH102560	2H8	64A	2160 - 7	TH108320	3G16	16	3360 - 85
TH101047	3H12	15	3362A - 9	TH102560	2H10	7	2160 - 9	TH108320	3G22	34	3360 - 91
TH101184	2C2	12	1810 - 23	TH102561	3E8	90	3360 - 29	TH108320	3H12	16	3362A - 9
TH101300	1G19	..	1369 - 3	TH102561	3E16	1	3360 - 37	TH108321	3F4	39	3360 - 49
TH101300	3H17	51A	4360 - 5	TH102562	2H10	8	2160 - 9	TH108325	3G18	1	3360 - 87
TH101485	1B23	35	0260 - 11	TH102567	2H10	16	2160 - 9	TH108328	1C8	22	0260 - 21
TH101490	1B21	64A	0260 - 9	TH102697	3F22	16	3360 - 67	TH108328	1C8	23	0260 - 21
TH101490	1B23	36	0260 - 11	TH102697	3F24	10	3360 - 69	TH108328	3E16	24	3360 - 37
TH101490	1G19	..	1369 - 3	TH102706	1G19	..	1369 - 3	TH108328	3E16	26	3360 - 37
TH101490	3F22	20	3360 - 67	TH102730	1G19	..	1369 - 3	TH108328	3E18	1	3360 - 39
TH101835	2H8	56	2160 - 7	TH102793	2H14	25	2160 - 13	TH108328	3E20	3	3360 - 41
TH101835	2H10	38	2160 - 9	TH102874	1J2	3	1740 - 7	TH108328	3E22	18	3360 - 43
TH101880	3H15	52	4360 - 3	TH102897	2H6	63F	2160 - 5	TH108328	3F4	42	3360 - 49
TH101894	2H14	28A	2160 - 13	TH102932	1F22	10A	0510 - 9	TH108328	3F14	29	3360 - 59
TH101915	3D6	11	3360 - 3	TH102933	1F22	10B	0510 - 9	TH108384	3C24	0	3315 - 17
TH101915	3D8	6	3360 - 5	TH102945	3D6	12	3360 - 3	TH108385	3C24	6	3315 - 17
TH101926	1C8	5A	0260 - 21	TH102992	1G19	..	1369 - 3	TH108392	3D22	12	3360 - 19
TH101926	1G19	..	1369 - 3	TH102992	3D6	8	3360 - 3	TH108400	3E16	12	3360 - 37
TH101926	3D6	18A	3360 - 3	TH103446	1G19	..	1369 - 3	TH108417	3F8	2	3360 - 53
TH101926	3G18	1A	3360 - 87	TH103498	1J2	2	1740 - 7	TH108440	3D2	3	3315 - 19
TH101926	3G20	8A	3360 - 89	TH103574	1G19	..	1369 - 3	TH108440	3E24	15	3360 - 45
TH101930	3F6	5	3360 - 51	TH103579	1B25	4	0260 - 13	TH108459	1H12	22	1674 - 15
TH101930	3F14	15	3360 - 59	TH103780	3D12	0	3360 - 9	TH108459	1H25	22	1674 - 31
TH101930	3F14	17	3360 - 59	TH103780	3F18	24	3360 - 63	TH108460	1H12	13	1674 - 15
TH101936	3D6	14	3360 - 3	TH103780	3G24	11	3360 - 93	TH108460	1H25	13	1674 - 31
TH101936	3D8	8	3360 - 5	TH104056	1H6	21	1674 - 9	TH108567	2B10	14	1810 - 7
TH101960	2H18	3	2160 - 17	TH104056	2C6	15	1810 - 27	TH108568	2B10	14A	1810 - 7

NUMERICAL INDEX - CONTINUED

PART NO.	GRID	KEY	PAGE	PART NO.	GRID	KEY	PAGE	PART NO.	GRID	KEY	PAGE
TH108583	1G10	16	0560 - 3	TH109640	1H8	8	1674 - 11	TH111641	3H15	19	4360 - 3
TH108591	1H12	8	1674 - 15	TH109649	1H12	11	1674 - 15	TH111654	3C22	13	3315 - 15
TH108591	1H25	8	1674 - 31	TH109649	1H25	11	1674 - 31	TH111685	1116	3	1673A - 3
TH108597	3G18	58	3360 - 87	TH109649	3E16	22	3360 - 37	TH111690	3E4	81	3360 - 25
TH108598	1H4	5	1674 - 7	TH109649	3F20	8	3360 - 65	TH111690	3E6	81	3360 - 27
TH108598	1H12	12	1674 - 15	TH109726	1B17	8	0260 - 5	TH111690	3E8	81	3360 - 29
TH108598	1H25	12	1674 - 31	TH109802	3D4	0F	3340 - 3	TH111690	3E12	81	3360 - 33
TH108598	3E16	19	3360 - 37	TH109803	3D4	0G	3340 - 3	TH111700	1G4	1J	0520 - 3
TH108616	2C16	1	1810 - 37	TH109806	3D4	4B	3340 - 3	TH111859	1J2	1	1740 - 7
TH108626	2B20	54	1810 - 17	TH109807	3D4	4C	3340 - 3	TH111902	1G17	34	1320 - 3
TH108661	2B18	14	1810 - 15	TH109810	3D4	9	3340 - 3	TH111908	2E23	24	1910 - 3
TH108661	2B24	3	1810 - 21	TH109830	3F18	26	3360 - 63	TH111929	1B21	12	0260 - 9
TH108668	2B12	41	1810 - 9	TH109830	3G18	55	3360 - 87	TH111929	2H8	13	2160 - 7
TH108668	2B20	31	1810 - 17	TH109830	3G20	12	3360 - 89	TH111930	1B21	8	0260 - 9
TH108672	2C2	10	1810 - 23	TH109873	2H8	32	2160 - 7	TH111963	3C22	7B	3315 - 15
TH108673	2C2	11	1810 - 23	TH109874	2H8	29	2160 - 7	TH112060	3H17	71	4360 - 5
TH108769	2F18	2	1910 - 23	TH109875	2H8	33	2160 - 7	TK330	3B15	2	3302 - 9
TH108769	2F18	4	1910 - 23	TH109876	2H8	34	2160 - 7	TP136	3B21	5	3302 - 15
TH108793	1G12	5	0560 - 5	TH109878	2H8	36	2160 - 7	TP160L	3B15	2	3302 - 9
TH108793	2D17	40	1830 - 13	TH109892	2H10	2	2160 - 9	TP160L	3B15	4A	3302 - 9
TH108841	1B17	48	0260 - 5	TH109893	2H10	3	2160 - 9	TP160L	3B15	4B	3302 - 9
TH108847	1B17	47	0260 - 5	TH109898	2H10	12	2160 - 9	TP160L	3B15	4C	3302 - 9
TH108983	2E23	22	1910 - 3	TH109910	2H10	21	2160 - 9	TP160L	3B15	4D	3302 - 9
TH109071	3F18	25	3360 - 63	TH109911	2H10	20	2160 - 9	TP160L	3B15	4E	3302 - 9
TH109071	3G20	20	3360 - 89	TH109913	2H10	36	2160 - 9	TP160L	3B15	4F	3302 - 9
TH109082	1B23	25	0260 - 11	TH109914	2H10	40	2160 - 9	TP160L	3B17	2	3302 - 11
TH109212	3C14	1	3315 - 7	TH110018	3G4	7	3360 - 73	TP400HD	3B19	2	3302 - 13
TH109213	3C14	2	3315 - 7	TH110018	3G6	7	3360 - 75	TP400HD	3B21	2	3302 - 15
TH109214	3C14	3	3315 - 7	TH110029	3G8	44	3360 - 77	TP400HD	3B23	2	3302 - 17
TH109217	3C14	6	3315 - 7	TH110029	3G10	44	3360 - 79	TT1U3352	3B15	4N	3302 - 9
TH109218	3C14	7	3315 - 7	TH110033	3G8	19	3360 - 77	TT1U3352	3B17	4L	3302 - 11
TH109228	3C14	15	3315 - 7	TH110045	3G8	1A	3360 - 77	TT310	3B15	4F	3302 - 9
TH109229	3C14	18	3315 - 7	TH110045	3G8	3A	3360 - 77	TT310	3B17	4F	3302 - 11
TH109230	3C14	24	3315 - 7	TH110045	3G10	1A	3360 - 79	TT330	3B15	4F	3302 - 9
TH109232	3C14	27	3315 - 7	TH110049	3G8	7	3360 - 77	TT400	3B19	4F	3302 - 13
TH109244	3C22	11	3315 - 15	TH110066	3G4	23	3360 - 73	TT400	3B21	4F	3302 - 15
TH109280	3F22	3	3360 - 67	TH110066	3G6	23	3360 - 75	TT400	3B23	4F	3302 - 17
TH109281	3F22	4	3360 - 67	TH110066	3G8	24	3360 - 77	TX1U3352WT	3B15	4M	3302 - 9
TH109285	1C2	4	0260 - 15	TH110066	3G10	23	3360 - 79	TX310	3B15	4B	3302 - 9
TH109285	1H21	7	1674 - 25	TH110072	3G10	3A	3360 - 79	TX310	3B17	4B	3302 - 11
TH109285	119	7	1674 - 41	TH110084	1C15	5	0400 - 3	TX310AP	3B15	4E	3302 - 9
TH109285	3D6	17	3360 - 3	TH110086	3G4	5	3360 - 73	TX310AP	3B17	4E	3302 - 11
TH109285	3F14	7	3360 - 59	TH110086	3G6	5	3360 - 75	TX310F	3B15	4D	3302 - 9
TH109285	3F22	15	3360 - 67	TH110086	3G10	5	3360 - 79	TX310F	3B17	4D	3302 - 11
TH109285	3F24	9	3360 - 69	TH110133	2H14	24	2160 - 13	TX310WT	3B15	4C	3302 - 9
TH109297	3G2	11	3360 - 71	TH110207	3F24	1	3360 - 69	TX310WT	3B17	4C	3302 - 11
TH109299	3G2	1	3360 - 71	TH110224	1G17	36	1320 - 3	TX330	3B15	4B	3302 - 9
TH109396	1123	32	1740 - 3	TH110235	3D4	12	3340 - 3	TX330WT	3B15	4C	3302 - 9
TH109398	1123	30	1740 - 3	TH110236	3D4	13	3340 - 3	TX400	3B19	4B	3302 - 13
TH109399	1123	25	1740 - 3	TH110315	3E8	77	3360 - 29	TX400	3B21	4B	3302 - 15
TH109400	1C8	27	0260 - 21	TH110325	3E10	94	3360 - 31	TX400	3B23	4B	3302 - 17
TH109401	1123	14	1740 - 3	TH110478	3D8	13	3360 - 5	TX400AP	3B19	4E	3302 - 13
TH109410	1C15	6	0400 - 3	TH110496	1C8	5	0260 - 21	TX400AP	3B21	4E	3302 - 15
TH109412	1G8	2	0530 - 3	TH110522	3E16	21	3360 - 37	TX400AP	3B23	4E	3302 - 17
TH109445	2D13	9	1830 - 9	TH110522	3E24	43	3360 - 45	TX400F	3B19	4D	3302 - 13
TH109445	2D21	9	1830 - 17	TH110612	1J6	1	1740 - 11	TX400F	3B23	4D	3302 - 17
TH109468	2H6	51	2160 - 5	TH111021	2H14	16	2160 - 13	TX400WT	3B19	4C	3302 - 13
TH109468	2H6	55	2160 - 5	TH111022	2H14	17	2160 - 13	TX400WT	3B21	4C	3302 - 15
TH109475	2H6	63D	2160 - 5	TH111062	3H15	11	4360 - 3	TX400WT	3B23	4C	3302 - 17
TH109481	3H15	28	4360 - 3	TH111249	1B17	30	0260 - 5	TY15733	1H8	0	1674 - 11
TH109511	2H14	7	2160 - 13	TH111263	2H10	47	2160 - 9	TY21517	1J4	6	1740 - 9
TH109512	2H14	8	2160 - 13	TH111267	3H15	25	4360 - 3	TY21517	1J4	7	1740 - 9
TH109514	2H14	20	2160 - 13	TH111304	2H14	10	2160 - 13	TY21709	1H8	0	1674 - 11
TH109541	2H18	20	2160 - 17	TH111351	1B23	33	0260 - 11	TY22325	1G12	10A	0560 - 5
TH109547	3D12	3	3360 - 9	TH111351	3C22	16	3315 - 15	TY22325	2D13	0	1830 - 9
TH109556	1C8	32	0260 - 21	TH111369	1123	31	1740 - 3	TY22325	2D13	1	1830 - 9
TH109598	1H4	1	1674 - 7	TH111416	3E24	22	3360 - 45	TY22325	2D21	0	1830 - 17

NUMERICAL INDEX - CONTINUED


PART NO.	GRID	KEY	PAGE	PART NO.	GRID	KEY	PAGE	PART NO.	GRID	KEY	PAGE
TY22325	2D21	1	1830 - 17	T146102	1E10	4	0422 - 1	T166291	2G11	7	1913B - 3
TY22466	1F12	9	0505 - 11	T146102	1E12	3	0422 - 3	T166292	2G11	6	1913B - 3
TY22466	1F14	9	0505 - 13	T146103	1G17	21	1320 - 3	T166445	2G18	10	2004A - 3
TY22472	1F20	15	0510 - 7	T146664	1G17	2	1320 - 3	T166446	2G18	11	2004A - 3
TY22472	1F20	16	0510 - 7	T146667	1G17	6	1320 - 3	T166447	2G18	12	2004A - 3
TY22559	2I19	7	2201A - 15	T146668	1G17	4	1320 - 3	T166451	2G18	13	2004A - 3
TY6798	1G23	3	1672 - 1	T147009	1G17	37	1320 - 3	T166453	2G18	14	2004A - 3
T1U1454	3B19	3	3302 - 13	T149434	3D2	1	3315 - 19	T166460	2G18	15	2004A - 3
T1U1454	3B23	3	3302 - 17	T149434	3G12	5	3360 - 81	T166492	2G18	16	2004A - 3
T1U1458	3B19	2	3302 - 13	T149434	3G14	17	3360 - 83	T166497	1I16	12	1673A - 3
T1U1458	3B23	2	3302 - 17	T149983	1G17	24	1320 - 3	T166497	1I18	8	1673A - 5
T1U3352	3B15	4L	3302 - 9	T152608	3F20	7	3360 - 65	T166497	1I20	10	1673A - 7
T100926	2I8	4	2201A - 3	T152657	1G17	25	1320 - 3	T166498	1I16	13	1673A - 3
T101942	1G17	19	1320 - 3	T153X310	3B15	3	3302 - 9	T166498	1I18	9	1673A - 5
T105943	2E17	12	1830 - 38	T153X310	3B17	3	3302 - 11	T166498	1I20	11	1673A - 7
T107068	2H23	10	2162A - 3	T153187	2H20	19	2160 - 19	T166506	2F22	2	1910 - 27
T107446	2H18	16	2160 - 17	T155858	1F4	9	0505 - 3	T166507	2F22	3	1910 - 27
T10745	1G23	4	1672 - 1	T157809	1G17	12	1320 - 3	T166544	1F12	16	0505 - 11
T107728	3H15	43	4360 - 3	T158X330	3B15	3	3302 - 9	T166544	1F14	16	0505 - 13
T107755	1B21	9	0260 - 9	T158020	2B10	25A	1810 - 7	T166545	1F12	17	0505 - 11
T107755	2H8	9	2160 - 7	T158021	2B10	25B	1810 - 7	T166545	1F14	17	0505 - 13
T107766	1B21	21	0260 - 9	T158584	1G23	8	1672 - 1	T166547	1F12	10	0505 - 11
T107766	2H8	22	2160 - 7	T159841	1G17	8	1320 - 3	T166547	1F14	10	0505 - 13
T107767	1B21	20	0260 - 9	T159842	1G17	7	1320 - 3	T166548	1F12	11	0505 - 11
T107767	2H8	23	2160 - 7	T159843	1G17	7	1320 - 3	T166548	1F14	11	0505 - 13
T107771	1B21	25	0260 - 9	T159844	1G17	8	1320 - 3	T166550	2C4	4	1810 - 25
T107773	1B21	29	0260 - 9	T159887	1G17	5	1320 - 3	T166551	1I14	16	1671A - 3
T107774	1B21	30	0260 - 9	T159888	1G17	1	1320 - 3	T166551	2C4	5	1810 - 25
T107776	1B21	24	0260 - 9	T160102	1F16	17	0510 - 3	T166559	2G22	2	2013B - 2
T107783	1B23	24	0260 - 11	T160103	1F16	18	0510 - 3	T166561	2G22	4	2013B - 2
T108085	2H6	63E	2160 - 5	T160104	1F16	19	0510 - 3	T166588	1D6	11	0407 - 3
T108159	3C22	2	3315 - 15	T160105	1F16	20	0510 - 3	T166602	1F12	18	0505 - 11
T108302	3G24	23	3360 - 93	T160106	1F16	21	0510 - 3	T166602	1F14	18	0505 - 13
T108347	1I14	4	1671A - 3	T160108	1F18	8	0510 - 5	T166607	1G17	23	1320 - 3
T110021	3D22	15	3360 - 19	T160119	1F18	30	0510 - 5	T166628	1F12	19	0505 - 11
T110444	2H14	11	2160 - 13	T160122	1F18	32	0510 - 5	T166628	1F14	19	0505 - 13
T110590	1G19	..	1369 - 3	T160123	1F18	31	0510 - 5	T166629	1F12	20	0505 - 11
T110593	1G19	..	1369 - 3	T160124	1F18	27	0510 - 5	T166629	1F14	20	0505 - 13
T111819	1B21	34	0260 - 9	T160195	1F18	28	0510 - 5	T166633	1I16	14	1673A - 3
T111819	1B25	14	0260 - 13	T160538	1G17	13	1320 - 3	T166634	1I16	15	1673A - 3
T114698	3G14	7	3360 - 83	T160598	1F16	23	0510 - 3	T166635	1I18	10	1673A - 5
T114699	3G14	6	3360 - 83	T160599	1F16	24	0510 - 3	T166636	1F12	21	0505 - 11
T116057	1G10	19	0560 - 3	T160600	1F16	22	0510 - 3	T166636	1F14	21	0505 - 13
T116057	2H14	36	2160 - 13	T160910	1G17	17	1320 - 3	T166637	1F12	22	0505 - 11
T116334	3G8	35	3360 - 77	T161729	1G17	41	1320 - 3	T166657	2G23	1	2013B - 3
T116334	3G10	36	3360 - 79	T161816	1F18	33	0510 - 5	T166674	2I21	4	2201A - 17
T118385	2I15	8	2201A - 11	T161817	1F18	16	0510 - 5	T166675	2I21	5	2201A - 17
T119535	1G17	48	1320 - 3	T161818	1F18	19	0510 - 5	T166676	1G17	14	1320 - 3
T119912	2G5	3	1919 - 2	T162054	1G17	3	1320 - 3	T166677	1G17	29	1320 - 3
T120343	2I19	6	2201A - 15	T162516	2H14	14A	2160 - 13	T166678	1G17	16	1320 - 3
T122075	1E5	4	0419 - 3	T163979	1G17	41	1320 - 3	T166678	1G17	46	1320 - 3
T122075	1E25	30	0452 - 3	T164048	2H23	12	2162A - 3	T166707	3H10	41	3362A - 7
T130341	1G8	6A	0530 - 3	T164084	2H23	13	2162A - 3	T166744	1F14	22	0505 - 13
T13254	1E7	12	0420 - 3	T164133	1F4	7A	0505 - 3	T166745	1F14	28	0505 - 13
T13254	1G12	20	0560 - 5	T164133	1F4	7B	0505 - 3	T166756	1G17	18	1320 - 3
T132599	1G17	44	1320 - 3	T164133	1F4	8A	0505 - 3	T167161	2I2	8	2163B - 1
T132600	1G17	43	1320 - 3	T16464	2F22	1	1910 - 27	T167161	3G24	30	3360 - 93
T138508	1B15	4	0260 - 3	T16464	2G8	3	1913A - 3	T175293	1F4	19	0505 - 3
T138885	3D4	11	3340 - 3	T166229	1I16	4	1673A - 3	T177655	3H10	42	3362A - 7
T138886	1G17	38	1320 - 3	T166230	1I20	4	1673A - 7	T183351	1G17	29	1320 - 3
T138902	3D4	11	3340 - 3	T166231	1I20	5	1673A - 7	T183351	1G17	47	1320 - 3
T138910	2H20	14	2160 - 19	T166232	1I20	6	1673A - 7	T183737	2G18	24	2004A - 3
T139614	1B12	25	0130 - 17	T166271	2H14	26	2160 - 13	T183962	1I14	14	1671A - 3
T139615	1B12	22	0130 - 17	T166287	2G8	4	1913A - 3	T183995	1G17	45	1320 - 3
T143272	2H20	19	2160 - 19	T166288	2G8	5	1913A - 3	T184003	1G17	45	1320 - 3
T145378	2H23	11	2162A - 3	T166289	2G8	6	1913A - 3	T184025	1G17	23	1320 - 3
T145893	1G17	15	1320 - 3	T166290	2G8	7	1913A - 3	T184463	2G5	4	1919 - 2

NUMERICAL INDEX - CONTINUED

PART NO.	GRID	KEY	PAGE	PART NO.	GRID	KEY	PAGE	PART NO.	GRID	KEY	PAGE
251785800200	1F10	29	0505 - 9	990006	2I17	6	2201A - 13				
251786800200	1F10	26	0505 - 9	99010671	3H6	5	3362A - 3				
251801800200	1F10	12	0505 - 9	99021500	3H6	11	3362A - 3				
251801800400	1F10	13	0505 - 9	99021500	3H6	14	3362A - 3				
251808800100	1F10	30	0505 - 9	99022800	3H6	9	3362A - 3				
251816010004	1F8	17	0505 - 7	99022800	3H6	12	3362A - 3				
251816010012	1F8	19	0505 - 7	99022801	3H6	10	3362A - 3				
251816010300	1F8	9	0505 - 7	99022801	3H6	13	3362A - 3				
251816011300	1F8	18	0505 - 7	99031321	3H6	2	3362A - 3				
251816060001	1F8	13	0505 - 7	99031321	3H6	3	3362A - 3				
251816250100	1F8	6	0505 - 7	99042101	3H6	30	3362A - 3				
25181680001	1F6	2	0505 - 5	99042201	3H6	34	3362A - 3				
251816800600	1F10	1	0505 - 9	99042204	3H6	33	3362A - 3				
251816800800	1F6	5	0505 - 5	99043200	3H6	8	3362A - 3				
251816800800	1F10	27	0505 - 9	99046200	3H6	35	3362A - 3				
251816990111	1F8	7	0505 - 7	99046200	3H6	36	3362A - 3				
251816991107	1F8	5	0505 - 7	99049104	3H6	32	3362A - 3				
251816991500	1F8	2	0505 - 7	99050178	3H6	1	3362A - 3				
251963460000	1F6	8	0505 - 5	99210018	3H6	19	3362A - 3				
251963460000	1F10	14	0505 - 9	99220002	3H6	17	3362A - 3				
251997010002	1F8	1	0505 - 7	99220003	3H6	15	3362A - 3				
251997990101	1F8	10	0505 - 7	99220010	3H6	37	3362A - 3				
251997994100	1F8	8	0505 - 7	99220029	3H6	16	3362A - 3				
252044010011	1F8	14	0505 - 7	99220032	3H6	18	3362A - 3				
252044010012	1F8	12	0505 - 7	99220035	3H6	38	3362A - 3				
252044010400	1F8	11	0505 - 7	99220041	3H6	39	3362A - 3				
252044110000	1F8	3	0505 - 7	99272188	3H6	20	3362A - 3				
252044110100	1F8	4	0505 - 7	99400171	3H6	23	3362A - 3				
252044995007	1F8	29	0505 - 7	99400172	3H6	24	3362A - 3				
300292	3B11	2	3302 - 5	99400180	3H6	26	3362A - 3				
300479	3B9	16	3302 - 3	99400190	3H6	28	3362A - 3				
300481	3B9	7	3302 - 3	99540019	3H6	21	3362A - 3				
300482	3B9	6	3302 - 3	99580055	3H6	31	3362A - 3				
300483	3B9	4	3302 - 3	99650015	3H6	6	3362A - 3				
300484	3B9	5	3302 - 3								
303029	2G11	1	1913B - 3								
303157	1I25	1	1740 - 5								
303158	1I25	2	1740 - 5								
303407	2I5	3	2200 - 3								
303410	2I17	20	2201A - 13								
303422	2I17	1	2201A - 13								
303429	2I5	4	2200 - 3								
303968	2I21	7	2201A - 17								
303969	2I21	8	2201A - 17								
307047	3B9	2	3302 - 3								
307048	3B9	15	3302 - 3								
32031120	1F6	53	0505 - 5								
32075109	1F8	21	0505 - 7								
32075110	1F8	23	0505 - 7								
32075111	1F8	22	0505 - 7								
36075300	1F6	26	0505 - 5								
36075300	1F10	20	0505 - 9								
36075350	1F6	23	0505 - 5								
36075350	1F10	19	0505 - 9								
4190HPP	2I14	5	2201A - 9								
500610	2F2	5	1910 - 7								
500676	2I17	19	2201A - 13								
500677	2I17	17	2201A - 13								
500693	2I17	10	2201A - 13								
500694	2I17	18	2201A - 13								
600286	3B9	8	3302 - 3								
600291	3B9	9	3302 - 3								
6061580	1F10	28	0505 - 9								
9001304000	2I5	8	2200 - 3								
901808025	2I19	3	2201A - 15								
990006	2I17	2	2201A - 13								
990006	2I17	4	2201A - 13								

By order of the Secretary of the Army:

ERIC K. SHINSEKI
General United States Army
Chief of Staff



Official:

JOEL B. HUDSON

*Administrative Assistant to the
Secretary of the Army*

9930504

Distribution: To be distributed in accordance with Initial Distribution Number (IDN) 256562, requirements for TM 5-3805-280-24P.



THEN... JOT DOWN THE DOPE ABOUT IT ON THIS FORM. CAREFULLY TEAR IT OUT. FOLD IT AND DROP IT IN THE MAIL!

SOMETHING WRONG WITH THIS PUBLICATION?

FROM: (PRINT YOUR UNIT'S COMPLETE ADDRESS)

Your mailing address

DATE SENT

Date you fill out this form

PUBLICATION NUMBER

TM 5-2350-262-34

PUBLICATION DATE

Date of TM

PUBLICATION TITLE

M9 DS/GS MAINTENANCE MANUAL

BE EXACT... PIN-POINT WHERE IT IS

IN THIS SPACE TELL WHAT IS WRONG AND WHAT SHOULD BE DONE ABOUT IT:

PAGE NO.	PARA-GRAPH	FIGURE NO.	TABLE NO.
2-2			
4-185	B		
B-5		1	

Fuel tank removal and installation is now a DS/GS task. Delete this task from the unit maintenance list.

There are three clamps securing air cleaner duct, not the two as shown. Suggest changing text and art to show three clamps.

Road wheel jack does not have an NSN or P/N listed and cannot be found on AMDF. Request correct NSN and P/N be furnished.

SAMPLE

PRINTED NAME, GRADE OR TITLE, AND TELEPHONE NUMBERS

JOE DOE, SFC 555-1212

SIGN HERE:

SAMPLE

FILL IN YOUR
UNIT'S ADDRESS



FOLD BACK

DEPARTMENT OF THE ARMY

PLACE
POSTAGE
HERE

TEAR ALONG PERFORATED LINE

**Commander
U.S. Army Tank-automotive and Armaments Command
ATTN: AMSTA-AC-NML
Rock Island, IL 61299-7630**



SOMETHING WRONG

WITH THIS PUBLICATION?

THEN . . . JOT DOWN THE DOPE ABOUT IT ON THIS FORM. CAREFULLY TEAR IT OUT. FOLD IT AND DROP IT IN THE MAIL!

FROM: (PRINT YOUR UNIT'S COMPLETE ADDRESS)

DATE SENT

PUBLICATION NUMBER

TM 5-3805-280-24P

PUBLICATION DATE

PUBLICATION TITLE

Hydraulic Excavator 230LCR/230LCRD UNIT
DS, GS Maintenance Parts List

BE EXACT. . . PIN-POINT WHERE IT IS

IN THIS SPACE TELL WHAT IS WRONG
AND WHAT SHOULD BE DONE ABOUT IT:

PAGE NO.	PARA-GRAPH	FIGURE NO.	TABLE NO.

PRINTED NAME, GRADE OR TITLE, AND TELEPHONE NUMBERS

SIGN HERE:

FILL IN YOUR
UNIT'S ADDRESS



FOLD BACK

DEPARTMENT OF THE ARMY

PLACE
POSTAGE
HERE

TEAR ALONG PERFORATED LINE

**Commander
U.S. Army Tank-automotive and Armaments Command
ATTN: AMSTA-AC-NML
Rock Island, IL 61299-7630**

THE METRIC SYSTEM AND EQUIVALENTS

WEIGHT MEASURE

1 Centimeter = 10 Millimeters = 0.01 Meters = 0.3937 Inches
 1 Meter = 100 Centimeters = 1000 Millimeters = 39.37 Inches
 1 Kilometer = 1000 Meters = 0.621 Miles

WEIGHTS

1 Gram = 0.001 Kilograms = 1000 Milligrams = 0.035 Ounces
 1 Kilogram = 1000 Grams = 2.2 lb.
 1 Metric Ton = 1000 Kilograms = 1 Megagram = 1.1 Short Tons

LIQUID MEASURE

1 Milliliter = 0.001 Liters = 0.0338 Fluid Ounces
 1 Liter = 1000 Milliliters = 33.82 Fluid Ounces

SQUARE MEASURE

1 Sq. Centimeter = 100 Sq. Millimeters = 0.155 Sq. Inches
 1 Sq. Meter = 10,000 Sq. Centimeters = 10.76 Sq. Feet
 1 Sq. Kilometer = 1,000,000 Sq. Meters = 0.386 Sq. Miles

CUBIC MEASURE

1 Cu. Centimeter = 1000 Cu. Millimeters = 0.06 Cu. Inches
 1 Cu. Meter = 1,000,000 Cu. Centimeters = 35.31 Cu. Feet

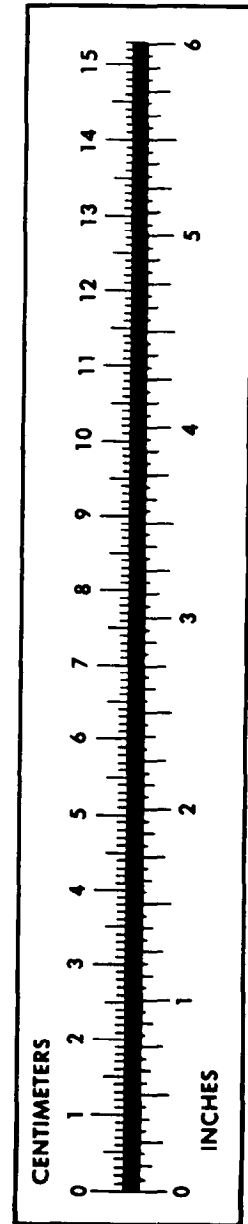
TEMPERATURE

$5/9(^{\circ}\text{F} - 32) = ^{\circ}\text{C}$
 212° Fahrenheit is equivalent to 100° Celsius
 90° Fahrenheit is equivalent to 32.2° Celsius
 32° Fahrenheit is equivalent to 0° Celsius
 $9/5^{\circ}\text{C} + 32 = ^{\circ}\text{F}$

APPROXIMATE CONVERSION FACTORS

TO CHANGE	TO	MULTIPLY BY
Inches	Centimeters	2.540
Feet	Meters	0.305
Yards	Meters	0.914
Miles	Kilometers	1.609
Square Inches	Square Centimeters	6.451
Square Feet	Square Meters	0.093
Square Yards	Square Meters	0.836
Square Miles	Square Kilometers	2.590
Acres	Square Hectometers	0.405
Cubic Feet	Cubic Meters	0.028
Cubic Yards	Cubic Meters	0.765
Fluid Ounces	Milliliters	29.573
its	Liters	0.473
arts	Liters	0.946
allons	Liters	3.785
Ounces	Grams	28.349
Pounds	Kilograms	0.454
Short Tons	Metric Tons	0.907
Pound-Feet	Newton-Meters	1.356
Pounds per Square Inch	Kilopascals	6.895
Miles per Gallon	Kilometers per Liter	0.425
Miles per Hour	Kilometers per Hour	1.609

TO CHANGE	TO	MULTIPLY BY
Centimeters	Inches	0.394
Meters	Feet	3.280
Meters	Yards	1.094
Kilometers	Miles	0.621
Square Centimeters	Square Inches	0.155
Square Meters	Square Feet	10.764
Square Meters	Square Yards	1.196
Square Kilometers	Square Miles	0.386
Square Hectometers	Acres	2.471
Cubic Meters	Cubic Feet	35.315
Cubic Meters	Cubic Yards	1.308
Milliliters	Fluid Ounces	0.034
Liters	Pints	2.113
Liters	Quarts	1.057
ers	Gallons	0.264
ms	Ounces	0.035
ograms	Pounds	2.205
Metric Tons	Short Tons	1.102
Newton-Meters	Pounds-Feet	0.738
Kilopascals	Pounds per Square Inch	0.145
ometers per Liter	Miles per Gallon	2.354
ometers per Hour	Miles per Hour	0.621



PIN: 077621-000